

Sexually Transmitted Disease in Wisconsin 2007

Milwaukee County



Wisconsin STD Program

**Table 1. Wisconsin sexually transmitted disease surveillance report, 2007
Milwaukee County**

| | <u>Chlamydia*</u> | | | <u>Gonorrhea*</u> | | | <u>Syphilis*</u> | | | <u>Genital HSV*</u> | | |
|---------------------------|-------------------|---------|--------|-------------------|---------|--------|------------------|---------|--------|---------------------|---------|--------|
| | Cases | Percent | Rate** | Cases | Percent | Rate** | Cases | Percent | Rate** | Cases | Percent | Rate** |
| Total | 9834 | 100.0% | 1075 | 4916 | 100.0% | 537 | 120 | 100.0% | 13 | 870 | 100.0% | 95 |
| Sex | | | | | | | | | | | | |
| Male | 2377 | 24.2% | 537 | 1953 | 39.7% | 441 | 101 | 84.2% | 23 | 164 | 18.9% | 37 |
| Female | 7433 | 75.6% | 1573 | 2950 | 60.0% | 624 | 19 | 15.8% | 4 | 696 | 80.0% | 147 |
| Unknown | 24 | 0.2% | - | 13 | 0.3% | - | 0 | 0.0% | - | 10 | 1.1% | - |
| Race | | | | | | | | | | | | |
| White | 736 | 7.5% | 117 | 219 | 4.5% | 35 | 30 | 25.0% | 5 | 123 | 14.1% | 20 |
| African American | 4789 | 48.7% | 1919 | 3106 | 63.2% | 1244 | 77 | 64.2% | 31 | 259 | 29.8% | 104 |
| American Indian | 35 | 0.4% | 412 | 21 | 0.4% | 247 | 0 | 0.0% | 0 | 4 | 0.5% | 47 |
| Asian/Pacific Islander | 44 | 0.4% | 145 | 14 | 0.3% | 46 | 1 | 0.8% | 3 | 3 | 0.3% | 10 |
| Other | 250 | 2.5% | - | 70 | 1.4% | - | 12 | 10.0% | - | 11 | 1.3% | - |
| Unknown | 3980 | 40.5% | - | 1486 | 30.2% | - | 0 | 0.0% | - | 470 | 54.0% | - |
| Hispanic ethnicity | | | | | | | | | | | | |
| Hispanic | 381 | 3.9% | 367 | 95 | 1.9% | 91 | 14 | 11.7% | 13 | 28 | 3.2% | 27 |
| Non Hispanic | 4749 | 48.3% | 585 | 2977 | 60.6% | 367 | 105 | 87.5% | 13 | 303 | 34.8% | 37 |
| Unknown | 4704 | 47.8% | - | 1844 | 37.5% | - | 1 | 0.8% | - | 539 | 62.0% | - |
| Age group | | | | | | | | | | | | |
| 0-4 | 8 | 0.1% | 11 | 3 | 0.1% | 4 | 0 | 0.0% | 0 | 2 | 0.2% | 3 |
| 5-9 | 5 | 0.1% | 8 | 4 | 0.1% | 6 | 0 | 0.0% | 0 | 2 | 0.2% | 3 |
| 10-14 | 193 | 2.0% | 291 | 90 | 1.8% | 136 | 1 | 0.8% | 2 | 8 | 0.9% | 12 |
| 15-19 | 3893 | 39.6% | 5845 | 1761 | 35.8% | 2644 | 10 | 8.3% | 15 | 113 | 13.0% | 170 |
| 20-24 | 3198 | 32.5% | 5200 | 1406 | 28.6% | 2286 | 17 | 14.2% | 28 | 213 | 24.5% | 346 |
| 25-29 | 1508 | 15.3% | 2689 | 763 | 15.5% | 1361 | 17 | 14.2% | 30 | 179 | 20.6% | 319 |
| 30-34 | 563 | 5.7% | 902 | 377 | 7.7% | 604 | 16 | 13.3% | 26 | 106 | 12.2% | 170 |
| 35-39 | 258 | 2.6% | 392 | 220 | 4.5% | 334 | 21 | 17.5% | 32 | 73 | 8.4% | 111 |
| 40-44 | 86 | 0.9% | 127 | 112 | 2.3% | 166 | 16 | 13.3% | 24 | 60 | 6.9% | 89 |
| 45-49 | 57 | 0.6% | 82 | 94 | 1.9% | 135 | 12 | 10.0% | 17 | 42 | 4.8% | 60 |
| 50+ | 65 | 0.7% | 25 | 86 | 1.7% | 33 | 10 | 8.3% | 4 | 72 | 8.3% | 28 |
| Unknown | 0 | 0.0% | - | 0 | 0.0% | - | 0 | 0.0% | - | 0 | 0.0% | - |

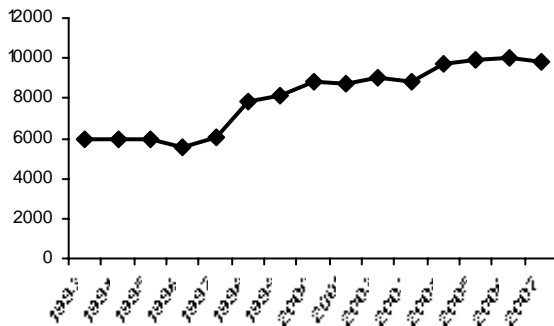
* Demographic breakdown not available for diseases with less than or equal to 10 cases reported.

** Reported cases per 100,000 population.

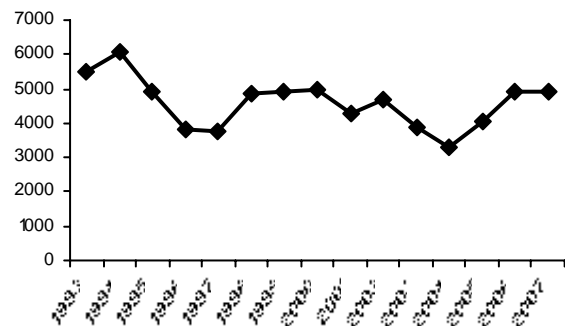
**Table 2. Wisconsin sexually transmitted disease surveillance report
Reported cases by year of report, Milwaukee County**

| Year | Chlamydia | Gonorrhea | Syphilis | Genital HSV |
|------|-----------|-----------|----------|-------------|
| 1993 | 5954 | 5485 | 1021 | 590 |
| 1994 | 5952 | 6086 | 749 | 708 |
| 1995 | 5913 | 4935 | 491 | 566 |
| 1996 | 5591 | 3825 | 398 | 520 |
| 1997 | 6082 | 3783 | 281 | 404 |
| 1998 | 7864 | 4862 | 178 | 555 |
| 1999 | 8175 | 4919 | 121 | 720 |
| 2000 | 8781 | 4970 | 151 | 858 |
| 2001 | 8684 | 4304 | 103 | 855 |
| 2002 | 9068 | 4712 | 96 | 930 |
| 2003 | 8840 | 3871 | 71 | 853 |
| 2004 | 9683 | 3312 | 78 | 816 |
| 2005 | 9926 | 4053 | 69 | 998 |
| 2006 | 9976 | 4896 | 90 | 1045 |
| 2007 | 9851 | 4923 | 120 | 876 |

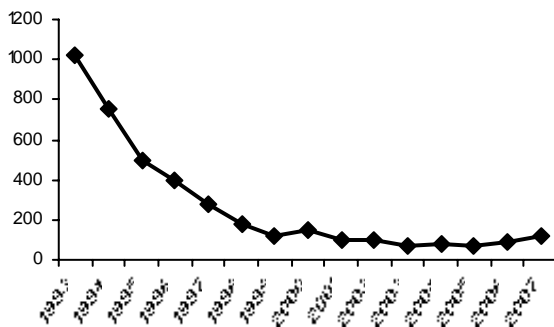
Chlamydia



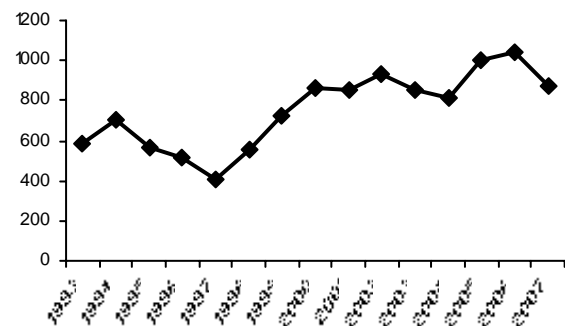
Gonorrhea



Syphilis



Genital HSV



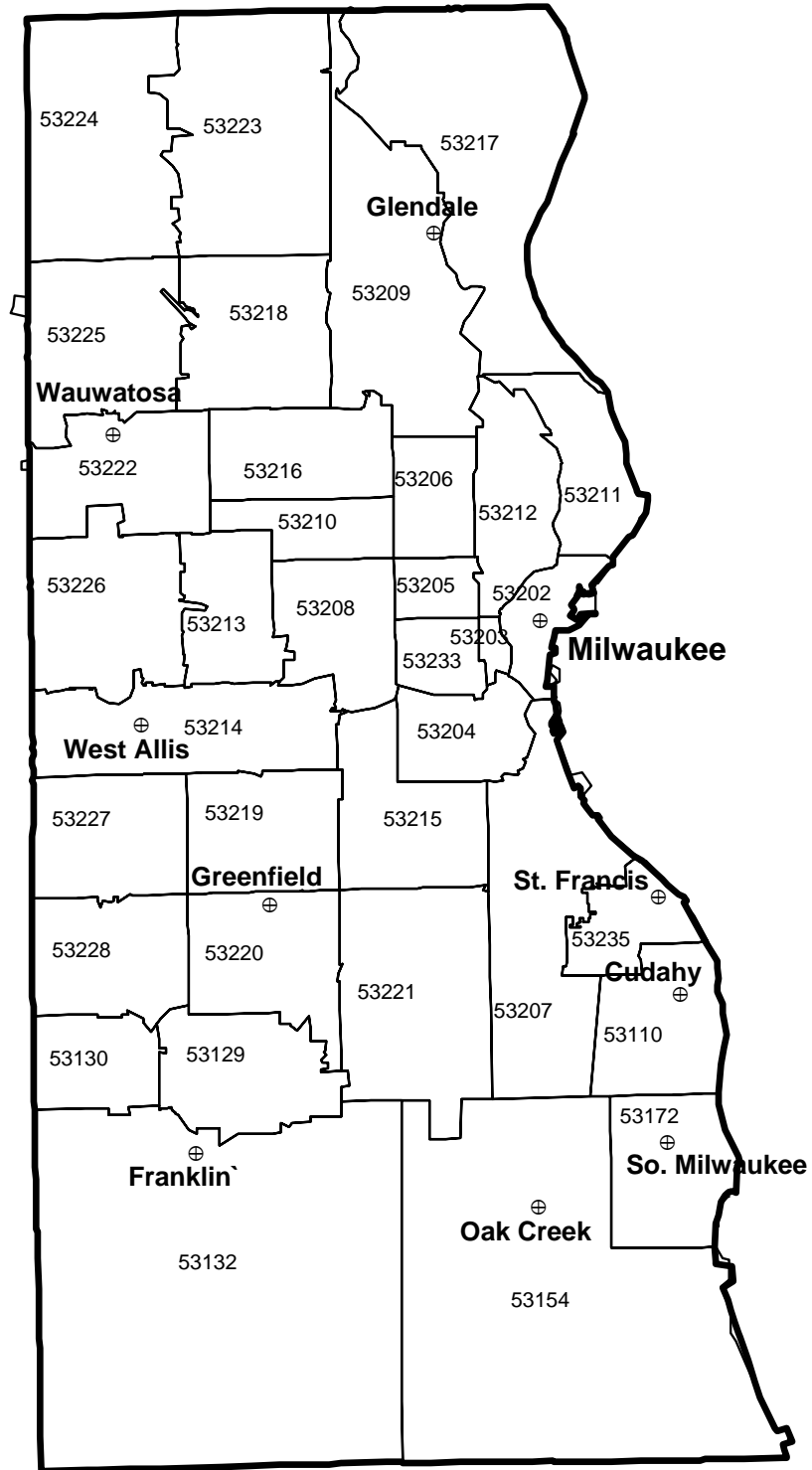
**Table 3. Wisconsin sexually transmitted disease surveillance report, 2007
Reported cases by City of Milwaukee zipcodes***

| Zip code | <u>Chlamydia</u> | | | <u>Gonorrhea</u> | | | <u>Syphilis</u> | | | <u>Genital HSV</u> | | |
|----------|------------------|---------|--------|------------------|---------|--------|-----------------|---------|--------|--------------------|---------|--------|
| | Cases | Percent | Rate** | Cases | Percent | Rate** | Cases | Percent | Rate** | Cases | Percent | Rate** |
| 53206 | 1025 | 10.8% | 3119 | 681 | 14.2% | 2072 | 15 | 13.4% | 46 | 59 | 7.3% | 180 |
| 53209 | 917 | 9.7% | 1871 | 522 | 10.9% | 1065 | 11 | 9.8% | 22 | 78 | 9.6% | 159 |
| 53210 | 874 | 9.2% | 2865 | 498 | 10.4% | 1632 | 9 | 8.0% | 29 | 35 | 4.3% | 115 |
| 53218 | 879 | 9.3% | 2170 | 422 | 8.8% | 1042 | 9 | 8.0% | 22 | 49 | 6.0% | 121 |
| 53212 | 744 | 7.8% | 2416 | 454 | 9.5% | 1474 | 9 | 8.0% | 29 | 80 | 9.9% | 260 |
| 53216 | 754 | 8.0% | 2226 | 401 | 8.4% | 1184 | 7 | 6.3% | 21 | 43 | 5.3% | 127 |
| 53208 | 664 | 7.0% | 1889 | 465 | 9.7% | 1323 | 7 | 6.3% | 20 | 43 | 5.3% | 122 |
| 53204 | 466 | 4.9% | 1100 | 153 | 3.2% | 361 | 8 | 7.1% | 19 | 32 | 4.0% | 76 |
| 53225 | 404 | 4.3% | 1554 | 188 | 3.9% | 723 | 2 | 1.8% | 8 | 34 | 4.2% | 131 |
| 53215 | 442 | 4.7% | 804 | 107 | 2.2% | 195 | 2 | 1.8% | 4 | 47 | 5.8% | 86 |
| 53224 | 307 | 3.2% | 1573 | 152 | 3.2% | 779 | 1 | 0.9% | 5 | 20 | 2.5% | 102 |
| 53223 | 312 | 3.3% | 1046 | 143 | 3.0% | 480 | 2 | 1.8% | 7 | 19 | 2.3% | 64 |
| 53205 | 283 | 3.0% | 2602 | 156 | 3.3% | 1434 | 3 | 2.7% | 28 | 15 | 1.9% | 138 |
| 53233 | 247 | 2.6% | 1595 | 112 | 2.3% | 723 | 2 | 1.8% | 13 | 15 | 1.9% | 97 |
| 53214 | 141 | 1.5% | 396 | 54 | 1.1% | 152 | 2 | 1.8% | 6 | 29 | 3.6% | 81 |
| 53222 | 136 | 1.4% | 546 | 57 | 1.2% | 229 | 4 | 3.6% | 16 | 13 | 1.6% | 52 |
| 53202 | 120 | 1.3% | 572 | 39 | 0.8% | 186 | 7 | 6.3% | 33 | 21 | 2.6% | 100 |
| 53211 | 115 | 1.2% | 326 | 31 | 0.6% | 88 | 2 | 1.8% | 6 | 28 | 3.5% | 79 |
| 53207 | 108 | 1.1% | 296 | 27 | 0.6% | 74 | 4 | 3.6% | 11 | 24 | 3.0% | 66 |
| 53221 | 112 | 1.2% | 316 | 31 | 0.6% | 88 | 2 | 1.8% | 6 | 16 | 2.0% | 45 |
| 53219 | 109 | 1.1% | 323 | 27 | 0.6% | 80 | 0 | 0.0% | 0 | 17 | 2.1% | 50 |
| 53226 | 71 | 0.7% | 377 | 21 | 0.4% | 111 | 1 | 0.9% | 5 | 21 | 2.6% | 111 |
| 53227 | 57 | 0.6% | 238 | 10 | 0.2% | 42 | 1 | 0.9% | 4 | 21 | 2.6% | 88 |
| 53220 | 57 | 0.6% | 226 | 9 | 0.2% | 36 | 0 | 0.0% | 0 | 18 | 2.2% | 71 |
| 53217 | 45 | 0.5% | 153 | 12 | 0.3% | 41 | 0 | 0.0% | 0 | 11 | 1.4% | 37 |
| 53213 | 44 | 0.5% | 168 | 11 | 0.2% | 42 | 2 | 1.8% | 8 | 10 | 1.2% | 38 |
| 53228 | 19 | 0.2% | 134 | 4 | 0.1% | 28 | 0 | 0.0% | 0 | 8 | 1.0% | 56 |
| 53235 | 16 | 0.2% | 181 | 4 | 0.1% | 45 | 0 | 0.0% | 0 | 3 | 0.4% | 34 |
| 53203 | 11 | 0.1% | 3284 | 6 | 0.1% | 1791 | 0 | 0.0% | 0 | 1 | 0.1% | 299 |

* Zip codes associated with the City of Milwaukee post office.

** Reported cases per 100,000 population.

Figure. Zip code boundaries, Milwaukee County, Wisconsin



**Table 4. Wisconsin sexually transmitted disease surveillance report, 2007
Reported rates* and imputed rates** by race, Milwaukee County**

| | Cases per 100,000 population*** | | | |
|--------------|---------------------------------|---------------------------|-------------------------------|---------------------------|
| | White | African American | Asian/Pacific Islander | American Indian |
| | Reported - Imputed | Reported - Imputed | Reported - Imputed | Reported - Imputed |
| Chlamydia | 117 - 208 | 1919 - 3196 | 145 - 231 | 412 - 715 |
| Gonorrhea | 35 - 55 | 1244 - 1772 | 46 - 62 | 247 - 380 |
| Syphilis | 5 - 5 | 31 - 31 | 3 - 3 | 0 - 0 |
| Genital HSV | 20 - 46 | 104 - 219 | 10 - 17 | 47 - 82 |
| Total | 177 - 313 | 3297 - 5217 | 204 - 314 | 707 - 1177 |

* The reported rate is the number reported cases that have race specified per 100,000 population. Because some cases are reported with unspecified race, the reported rate under-estimates actual morbidity and thus should be regarded as a minimum estimate.

** The imputed rate takes into consideration cases reported without race specified. To calculate the imputed rate reported cases with unspecified race were statistically allocated using the county-specific race distribution among cases with specified race. Thus, imputed rates specified in this table are estimates.

Technical notes

1. These reports are compiled by the Wisconsin STD Program and are based on STD case surveillance data collected by the Wisconsin Division of Public Health (DPH). In Wisconsin, state statutes require health care providers to report cases of chlamydia, gonorrhea, syphilis, primary genital Herpes simplex virus (HSV) infection, chancroid, and pelvic inflammatory disease to local health departments. Local health departments in turn forward reports to the DPH.
2. In this analysis the term "genital HSV" refers to primary genital Herpes simplex virus infection. Unless otherwise specified, syphilis cases shown in these reports include all stages of disease.
3. These reports include cases diagnosed within the specified period. Additional cases diagnosed within the specified period may continue to be reported. Thus, this report should be considered provisional, and this report supercedes all previous reports.
4. Reporting of STDs cases is incomplete. Reporting rates may vary by disease, geographic region, and demographic groups. At any time, reported STD cases represent only part of the total number of diagnosed cases, therefore STD surveillance data likely underestimate total STD morbidity.
5. In these reports, rates presented are cases per 100,000 population. Rates are not calculated for categories with small numbers of cases. See each report for the rate calculation threshold.
6. Typically a significant number of STD cases are reported with unspecified race. When noted, imputed race-specific rates have been calculated. To calculate the imputed rate, reported cases with unspecified race were statistically allocated using the county-specific race distribution among cases with specified race. Thus, imputed rates specified in this table are estimates and should be used only for comparison.
7. In these reports, cases are allocated to the county of residence at the time of diagnosis. Cases diagnosed among inmates of correctional facilities are allocated to the county of the facility.

For more information contact:

Wisconsin STD Program
1 West Wilson Street
PO Box 2659
Madison, WI53701-2659
Telephone: (608) 266-8479