

Eliminating Childhood Lead Poisoning by 2010: *What Progress has Wisconsin Made?*

Wisconsin Childhood Lead Poisoning Prevention Program
Marjorie Coons, Joe Schirmer, Meredith Lins, Reghan Walsh

Part 4: Local Efforts to Eliminate Lead Poisoning

Reghan Walsh
WCLPPP Health Education Specialist

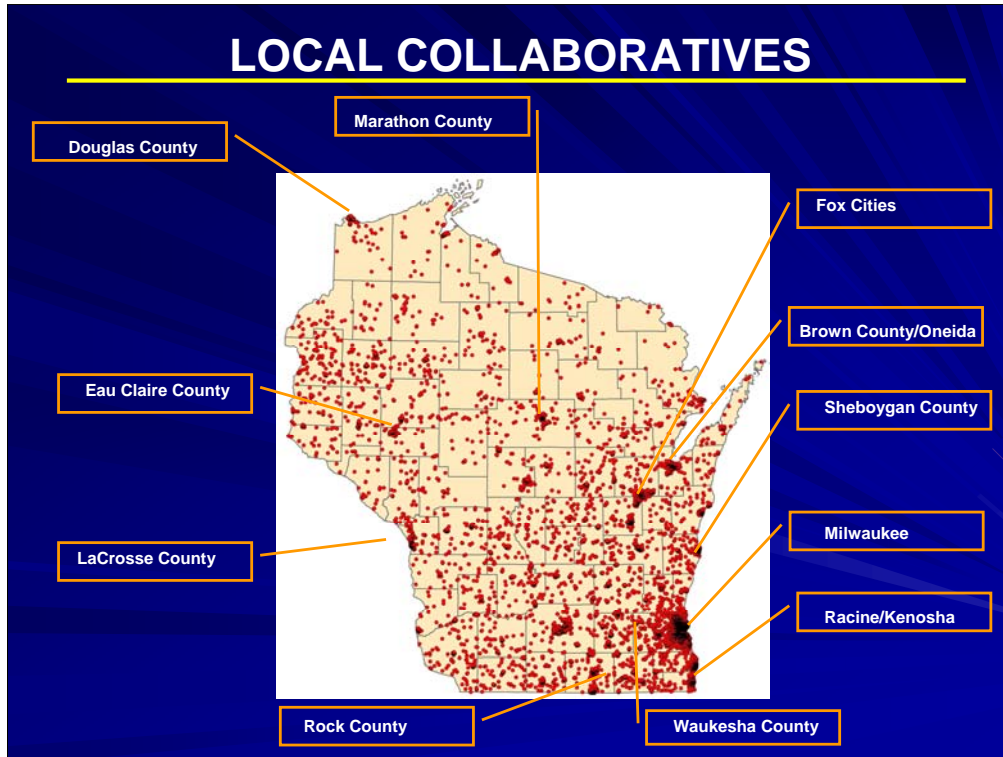
LOCAL EFFORTS

- Performance-based contracts
- Local collaboratives
- Tools for local implementation

LOCAL EFFORTS

Performance-based Contracts

- Approximately 1 million each year
- Every health department participates
- Objectives are outcome oriented
- Objectives are prevention oriented
- Some objectives to work with housing agencies or toward housing goals



Since our success in achieving elimination relies so heavily on our ability to create effective partnerships, I'm going to describe a few examples of some of the successful partnerships in Wisconsin. This is in no way meant to be an exhaustive list of those partnerships.

Local health departments continue to provide blood lead testing and follow-up services for lead poisoned children. But in many communities they're also making the shift to primary prevention by creating local collaboratives to find ways to improve their housing stock.

More and more local health departments are partnering with their housing agencies so that existing housing resources are being used to make old homes safe for children (create lead safe housing).

Each collaborative draws in various community partners; each is unique in that it's addressing the needs of their community in different ways.

We work with and support these local collaboratives in any way we can, by attending their meetings, providing technical assistance with strategic planning, outreach materials, working with the media, etc.

We've also provided technical support to several local collaboratives for successful HUD Lead Hazard Control Grant applications, including:

- Milwaukee
- Sheboygan
- Racine/Kenosha Counties
- Rock/Walworth Counties

Douglas County

Do the toys you own contain lead?

Lead Free Douglas County Task Force
Along with Twin Ports Testing
Is Hosting ...

Get the Lead Out!

An afternoon of
FREE lead testing.

Friday, January 25, 2008
1:00 p.m. - 6:00 p.m.

Superior Middle School
3626 Hammond
Multipurpose Room
Use Side Entrance #1

Bring up to 3 items to be tested

Questions?
Call
715-392-7114
218-722-1911

Lead Education
& Information Fair

Twin Ports Testing is the only area company owning the specialty equipment to perform on-site lead testing. Lead-certified personnel will be conducting the tests.



- Broad-based coalition – government, non-profit, faith-based and private included
- \$10 K grant, renewed
- toy testing events
- media spots
- Paint the Town Superior!

Eau Claire County

Infrastructure for Lasting Protection

- Long-term health & housing relationship
- Primary prevention aspect to health department program
- Exterior Inspection Program led to interior orders
- Ordinance to address housing conditions
- Reduced lead poisoning rate significantly

Beloit/Rock County

30 homes made safe in 2008

Health and Housing Infrastructure for Lasting Protection

- **Health:** Birth Certificate program - 30 PHNs visiting families with young children in their homes; some nursing students
- **Housing:**
Beloit Rental Housing Certificate program
HUD grant – State grant & Own HUD grant in '06

Waukesha County

■ Family Wellness Collaborative

- School-based education
- Home visitors trained to demonstrate temporary measures
- Expanded collaborative to include Mayor (former teacher)
- Neighborhood-based intervention



■ Waukesha Housing Trust Fund


<http://sites.google.com/site/sophiawaukesha/bfosscomp>

Racine/Kenosha

152 Homes made safe in 2008;
Total of 216 for the new HUD Grant



CLEAR Project:
Collaboration on
Lead
Education
Abatement and
Reduction

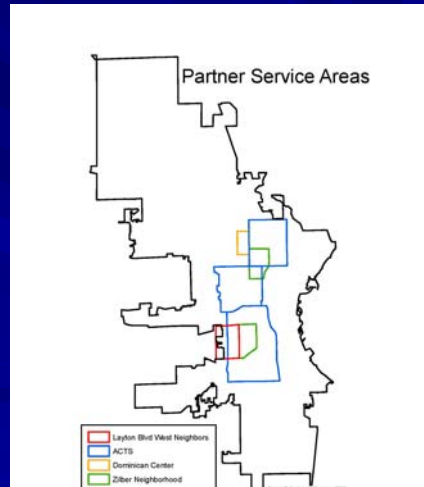
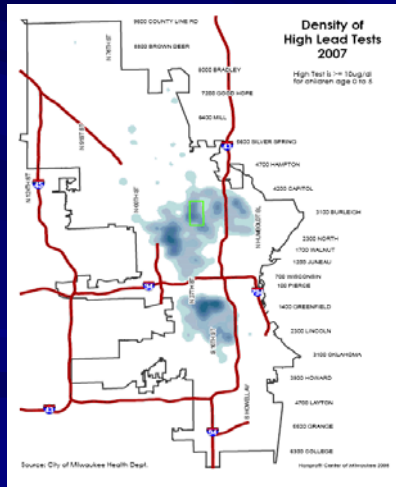


City of Milwaukee

832 homes made safe in 2008;
13,315 since 1997



Non Profits active in housing





DCW-Housing Work Group

Government

- US HUD
- WI Dept of Health Services
- WI Dept. of Administration (Low-income weatherization)
- Milwaukee County Dept. on Aging
- City of Milwaukee WHEDA
- University of Wisconsin
- Center on Wisconsin Strategy
- State Senator Coggs

For-profit

- WE-Energy
- URS
- Virchow Krause
- Legacy Bank

Non-profits

- Dominican Center for Women, Inc.
- Layton Blvd W. Neighbors
- Children's Health Alliance
- Fight Asthma
- Social Development Commission SDC
- Act Community Development Corporation
- Milwaukee YMCA-CDC
- Great Lakes Capital Fund
- Local Initiatives Support Corporation (LISC)
- North Ave. CDC
- Non Profit Center of Milwaukee
- Professional Dimensions

All bring support to the table.

**James & Verdis bought the materials
Associated General Contractors did the Work**





Total Rehab without Government \$\$



Sheboygan County

35 homes made safe
in 2008; 264 Total
through HUD grants

Private
Business
Partners:
Toy
Testing
Events
Statewide



Fox Cities Lead Task Force

- Hosted Northeast Regional Partnership Meeting in June, 2007 – local leadership
- Broad-based coalition
- Multiple cities
- Commitment to lead-safe housing
- Interest in HUD grant



Marathon County

Pilot Primary Prevention Program

- Health Department provided seed money
- County levied other funds
- Community Development Block Grant providing other loans
- Referrals from Prenatal Care program

The Marathon County Health Department (MCHD) will work with other groups within their county toward the goal of making their properties lead-safe.

They worked with county board members and the city to create and fund a way to make homes in their county lead-safe on an ongoing basis. MCHD applied for county levy funds and received approval to utilize the levy funds as grant money. The grant will provide funds for a low-interest loan and will be repaid when the house sells. The projected plan for Lead Hazard Reduction is for 6 city and 3 rural housing units.

These Grant funds, Community Development Block Grant funding, and home owner and rental rehabilitation loans available may be utilized for the properties that will be remediated.

They will work with other disciplines within their own department for some of the referrals, i.e.; Prenatal Care Coordination to learn about such circumstances as a child born into a home built before 1950, or a child under age 6 living in the house.

Other community partners include:

- City of Wausau Community Development Department
- City of Wausau Inspections Department
- City of Wausau Mayor
- Property owners
- Families
- Other disciplines within MCHD

MCHD receives notification of all Blood Lead Level results ≥ 10 mcg/do from WCLPPP.

MCHD will complete 16 environmental lead hazard investigations on pre-1950 housing units or child care sites where children less than 6 years of age live or attend day care. (This is regardless if the child is lead poisoned or not).

LOCAL EFFORTS

Tools to Implement Locally

- Website: dhs.wi.gov/lead
- *WCLPPP Standard for Home and Childcare Site Intervention to Address Lead Hazards*
- *Mobilizing Action Toolkit*
- *Community Partnership Meeting for Lead-Safe Housing Kit*
- *Capillary Collection Resource Kit*

Examples

- Webpage: dhs.wi.gov/lead
 - Legacy of Lead Report
 - Maps: county and city level
 - Data: interactive table of local numbers 2002-7



Examples

■ WCLPP Standard for Home and Childcare Site Intervention to Address Lead Hazards

- Best Practice
- Share information with the Property owner to intervene before child found poisoned

The WCLPPP* Standard for Home and Childcare Site Intervention to Address Lead Hazards

*Wisconsin Childhood Lead Poisoning Prevention Program

The best way to prevent lead poisoning is to reduce the chance a child will be exposed to lead. This resource kit contains materials you can use to provide education on lead hazards and lead poisoning prevention during home visits with families or site visits to a daycare. This Standard should target structures built before 1950, and the young children residing or being cared for in them.

This resource kit includes:

1. **Description of the Standards.** This standard is comprised of the following elements: (1) a home visit; (2) sampling to document the presence of lead; and (3) communication with the property owner.

Description of the standard and available resources
Powerpoint of the standard's elements and evaluation
Guidance for those with Lead Sampling Technician certification

2. **Tools for Home Visitors.** Use these tools during the home visit:
Checklist for home visit activities
Release of information and home visit documentation forms
Visual Triggers* & Cleaning Tips for Lead Hazards

Tools for Parents:

Look Out For Lead Parent Brochures (English & Spanish; contact WCLPPP for Housing)
Spray bottle, 2 bucket and basic wet cleaning instructions (English and Spanish)
Eradic spread sheet* for graphing dust wipe sample results
Look Out For Lead baby bib

3. **Tools for Property Owners:** Contact with the property owner offers the opportunity to share results on the presence of lead in the property, as well as steps to take to decrease lead hazards and exposure (see "Lead Paint Safety Field Guide"). Using the Standard does not impose any mandatory action by property owners.
Model introductory letter
Lead Paint Safety Field Guide (available in English & Spanish)

Questions? Meghan Walsh, meghan.walsh@wisconsin.gov, 608/761-6432

* For best results, print in color




Examples

- **Mobilizing Action** toolkit
 - Targets local coalitions, local public health
 - Talking points, Op Ed, sample letters, data, press releases

**Mobilizing Action for
Childhood Lead Poisoning Prevention Week
in Your Community**
Brought to you by the Wisconsin Childhood Lead Poisoning Prevention Program,
Division of Public Health, Department of Health and Family Services

October 21-27, 2007 is National Childhood Lead Poisoning Prevention Week.

We encourage you to use this opportunity to join with your partners to celebrate the gains you have made in reducing childhood lead poisoning and energize them to confront the challenges ahead.

 Since 1996 more than 40,000 children in Wisconsin have been identified with lead poisoning. In 2006 the number was 2,111 children. Between May and August 2007 an average of 5 new children were identified with lead poisoning per day. That is unacceptable!

Lead from old paint poisons children and reduces their future potential. The harm is devastating to our communities and society as a whole; it is entirely preventable.

This year during Childhood Lead Poisoning Prevention Week we want to focus on reaching out to leaders of our communities, such as elected officials, the media and others to engage them in eliminating lead hazards in old housing.

We can help your efforts. We can provide data and information tailored to your community or to the leaders you plan to contact. Call the Wisconsin Childhood Lead Poisoning Prevention Program at 608/266-5817 if you would like more information.

For more information on the materials in this kit, please contact Meghan Walsh, 608/261-9432, or walsh@wisc.edu.

1

Examples

■ Community Partnership Meeting for Lead-Safe Housing toolkit

- Foster health and housing partnerships
- Steps and tools for planning and implementing the meeting

The image shows the cover of a toolkit titled "Community Partnership Meeting for Lead-Safe Housing Toolkit". The title is in a teal box at the top. Below it, a map of Wisconsin is shown with red dots indicating locations where children have been found to be lead-poisoned. The text on the cover includes a purpose statement, a "How?" section with bullet points, a "This toolkit includes" section with numbered items, and contact information for George Carns at the Children's Health Alliance of Wisconsin.

Community Partnership Meeting for Lead-Safe Housing Toolkit
A guide to use for the Community Lead Program in Planning and Implementing the Components of the Wisconsin Childhood Lead Poisoning Prevention Plan

Purpose: To foster partnerships that will create interagency collaborations for efficient and effective ways to create lead-safe housing for children under the age of six.

How? Bring together health, housing and family-serving agencies to:

- Review model programs for creating lead-safe housing;
- Examine strengths and challenges in current programs' communities;
- Review needed public policy and system changes;
- Inform local decision-makers, the media and the public about the lead poisoning problem and the need for lead-safe housing;
- Lay the groundwork for establishing sustainable and effective local collaborations.


This toolkit can be used to plan a local or regional meeting to discuss strategies for reducing and eliminating lead hazards in older homes.

This toolkit includes:

1. **Components of an Effective Partnership Meeting.** This section provides information on the components needed to help you build a planning committee with local leadership and the rest of the pieces of a successful meeting. Your meeting should include attendees who can effect change to eliminate childhood lead poisoning within your community.
2. **Partnership Meeting Seven Month Planning Timeline.** The seven month timeline can be used as a guide for each of the planning stages leading up to the meeting. It includes the "what needs to happen and when" and "who needs to do it" for an effective Partnership Meeting.
3. **Appendix of Resource Materials.** The toolkit includes an appendix of materials for each stage of the planning process, the actual meeting, and post-meeting. These tools can be adapted to your needs. The materials provides samples and cover each of the following categories:
 - o Budget
 - o Speakers
 - o Presentation
 - o Folders
 - o Publicity
 - o Small group exercise
 - o Evaluation

Questions? George Carns, Children's Health Alliance of Wisconsin, GCarns@chea.org, 414-792-4003, or Meghan Walsh, Wisconsin Childhood Lead Poisoning Prevention Program, mwalsh@cpd.dhs.wis.gov, 608-261-9432.

Materials available from WCLPPP



24

SOME RESOURCES THAT ARE AVAILABLE FROM OUR PROGRAM INCLUDE

IN CASE YOU ARE WORKING WITH A FAMILY WHO IS REMODELING AN OLDER HOME, OR HAPPEN TO MENTION THEY ARE RENOVATING A HOME SOMEWHERE....

ALSO THE PAMPHLET YOU RECEIVED ELECTRONICALLY

Wisconsin Childhood Lead Poisoning Prevention Program

Our phone number: 608/266-5817

Our website: *dhs.wi.gov/lead*

25

Questions...

Environmental

Joe Schirmer 608/266-5885
Joseph.schirmer@wisconsin.gov

Data

Jeff Havlena 608/266-1826
Jeffrey.havlena@wisconsin.gov

Pam Campbell 608/2671-3901
Pamela.campbell@wisconsin.gov

Nursing

Blood lead testing

Meredith Lins 608-266-0197
Meredith.Lins@wisconsin.gov
Margie Coons 608/267-0473
Marjorie.Coons@wisconsin.gov

Education/Materials

Reghan Walsh 608/261-9432
reghan.walsh@wisconsin.gov

Jodi Schehr 608/261-6875
jodeen.scheher@wisconsin.gov

26