



ACCESS TO ELIGIBILITY SUPPORT SERVICES FOR HEALTH AND NUTRITION

Usage and Eligibility Results Report
As of 8/31/2007

ACCESS Report Summary

Am I Eligible¹

- **Self Assessments**
 - Started to date: **162,973**
 - Average started per month: **7,353²**
 - Completed to date: **151,352**
 - Average completed per month: **6,896²**
- **Households**
 - Number of households found potentially eligible for at least one program: **146,021**
 - Percentage of households who completed the screener that were found eligible for at least one program: **96%**
 - Percentage of households selecting Spanish: **0.78%**
- **Am I Eligible at a Glance**
 - Of the percentage of households found eligible for FoodShare, the average FoodShare value is: **\$163.04**
 - On average, it took between **15 to 20** minutes to complete a self assessment

Check My Benefits³

- Number of MyACCESS accounts created: **52,655 (40,120 unique accounts)**

¹ Cumulative total from August 2004 to present month.

² Average over the last 3 months.

³ Cumulative total from September 2005 to present month.

ACCESS Report Summary (Continued)

Apply For Benefits¹ (AFB)

- **Applications**
 - Started to date: **65,726**
 - Average started per month: **5,618²**
 - Submitted to date: **39,008**
 - Average completed per month: **3,100²**
 - Full applications: **33,164**
 - Applications with just filing date: **5,844**
 - Priority Service Eligible: **23%**
- **Applications by Program**
 - FoodShare: **26,882**
 - Priority Service Eligible: **7,687**
 - Not Priority Service Eligible: **19,195**
 - Medicaid: **27,590**
 - Family Planning Waiver: **9,401**

Report My Changes³(RMC)

- **Reports**
 - Started to date: **7,089**
 - Submitted to date: **4,975**

¹ Cumulative totals from June 2006 to present.

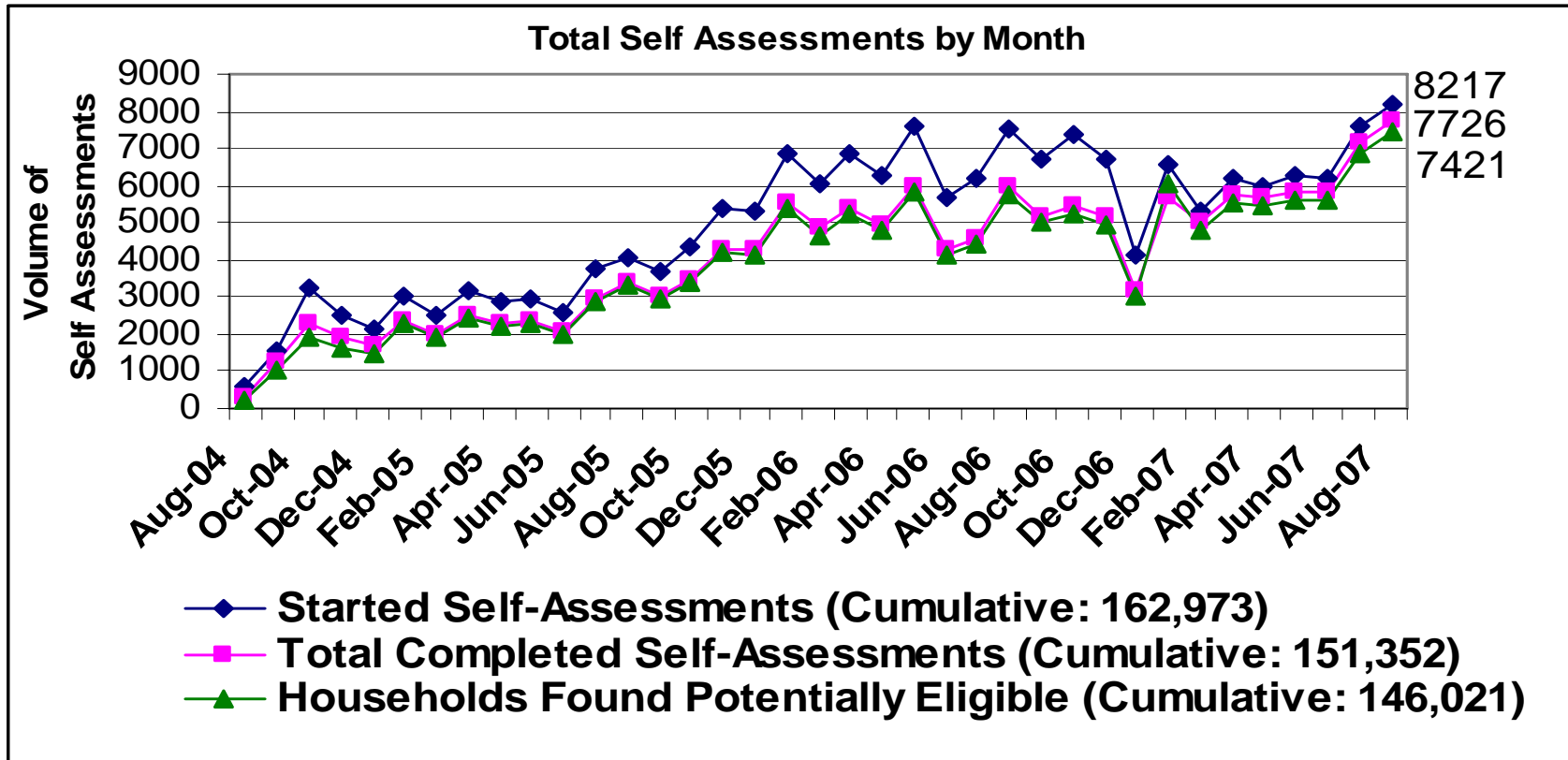
² Average over the last 3 months.

³ Cumulative totals from September 2006 to present



Am I Eligible? (AIE)

AIE Self Assessment Statistics



Average self assessments started per month: **7,353**

Average self assessments completed per month: **6,896**

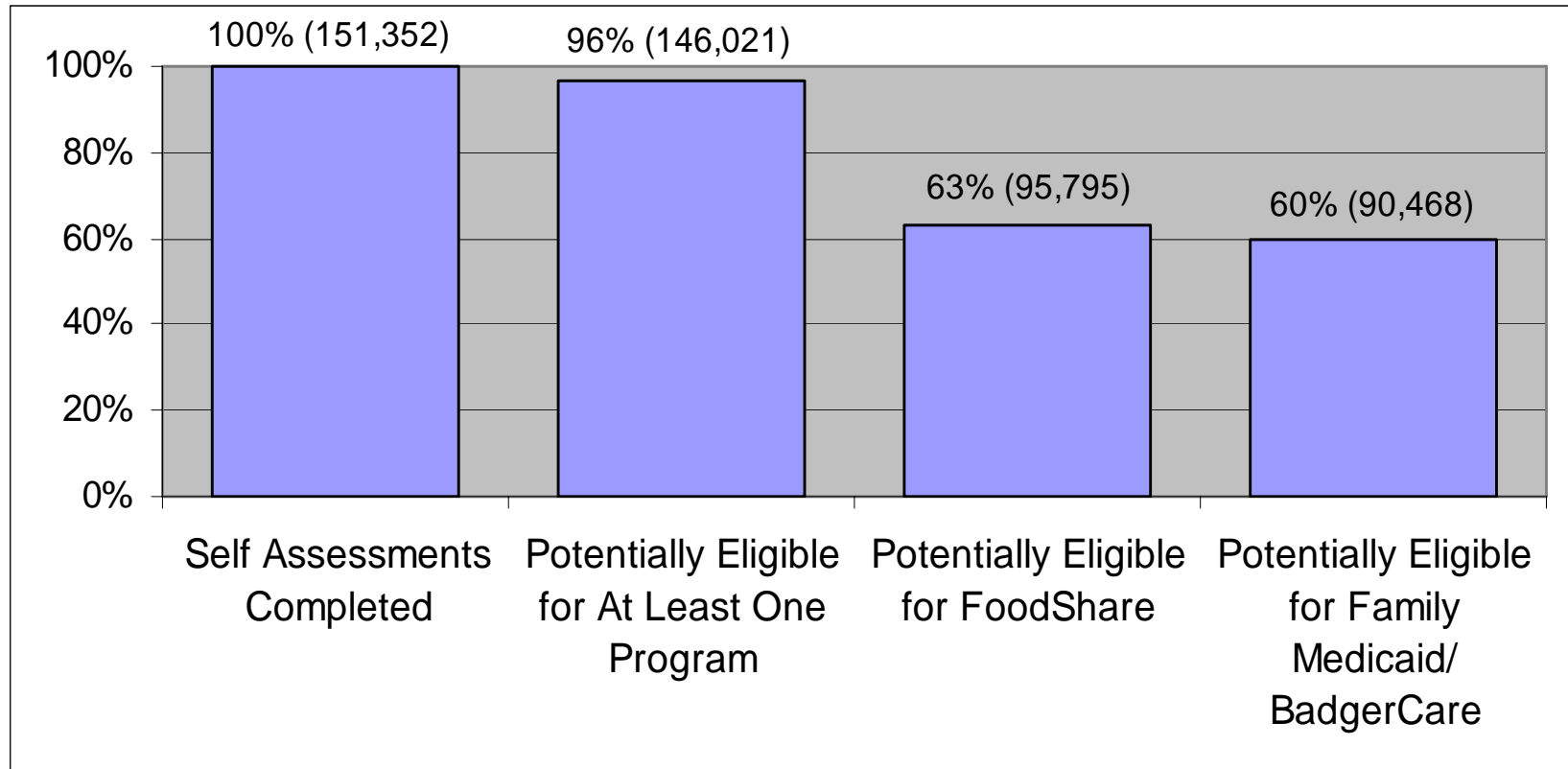
On average, it took between **15 to 20** minutes to complete a self assessment

-August 2004 through November 2004 totals include the Family Medicaid and FoodShare Programs only.

-Beginning in December 2004, totals include the addition of Family Planning Waiver, EBD Medicaid, MPA, Long Term Care, SeniorCare, WIC, School Meals/Summer food, TEFAP, and Tax Credits.

-Beginning in late January 2007, totals include the addition of WHEAP (Wisconsin Home Energy Assistance Program.)

Households Found Potentially Eligible in AIE



Percentage of households selecting Spanish: **0.78%**

Of the percentage of households found eligible for FoodShare, the average FoodShare value is: **\$163.04**

See next slide for detailed eligibility breakdown

Source Data: ACCESS

Potential Eligibility in AIE

	Date Available	July 2007	August 2007	Total to Date
FoodShare	08/2004	60%	64%	66%
Family Medicaid and BadgerCare	08/2004	53%	57%	55%
Elderly, Blind, and Disabled Medicaid (EBD)	12/2004	10%	10%	11%
Family Planning Waiver	12/2004	61%	66%	60%
Medicare Premium Assistance Program	12/2004	4%	4%	5%
Long Term Care	12/2004	2%	2%	2%
SeniorCare	08/2004	8%	8%	12%
Women, Infant and Children (WIC)	12/2004	31%	31%	30%
School Meals/Summer Food Service	12/2004	61%	68%	61%
The Emergency Food Assistance Program (TEFAP)	12/2004	66%	71%	68%
Medicare Part D	07/2005	12%	12%	14%
Tax Credits	12/2004	69%	75%	72%
Wisconsin Home Energy Assistance Program (WHEAP)	1/2007	51%	55%	16%

FoodShare, Family MA, BadgerCare, and SeniorCare were available beginning August 2004. Medicare Part D became available in July 2005. WHEAP became available in January 2007. All other programs were made available in December 2004.

This chart represents the current month, the previous month, and the total to date of completed self assessments.

Source Data: ACCESS

AIE Usage by County/Tribe

County/Tribe	Count
ADAMS	770
ASHLAND	701
BARRON	1541
BAYFIELD	419
BROWN	6212
BUFFALO	353
BURNETT	366
CALUMET	989
CHIPPEWA	2025
CLARK	648
COLUMBIA	1513
CRAWFORD	404
DANE	14063
DODGE	2053
DOOR	550
DOUGLAS	1185
DUNN	1686
EAUCLAIRE	3003
FLORENCE	163
FONDDULAC	2211
FOREST	293

County/Tribe	Count
GRANT	1223
GREEN	1057
GREENLAKE	403
IOWA	444
IRON	173
JACKSON	624
JEFFERSON	1942
JUNEAU	896
KENOSHA	5154
KEWAUNEE	296
LACROSSE	3441
LAFAYETTE	309
LANGLADE	416
LINCOLN	552
MANITOWOC	1589
MARATHON	2708
MARINETTE	1247
MARQUETTE	522
MENOMINEE	156
MILWAUKEE	28626
MONROE	1500

AIE Usage by County/Tribe (Continued)

County/Tribe	Count
OCONTO	1445
ONEIDA	1168
OUTAGAMIE	4777
OZAUKEE	1353
PEPIN	208
PIERCE	1115
POLK	1321
PORTAGE	1970
PRICE	381
RACINE	4364
RICHLAND	527
ROCK	6370
RUSK	495
ST.CROIX	3145
SAUK	1674
SAWYER	445

County/Tribe	Count
SHAWANO	1149
SHEBOYGAN	1965
TAYLOR	334
TREMPEALEAU	625
VERNON	655
VILAS	526
WALWORTH	2493
WASHBURN	393
WASHINGTON	2252
WAUKESHA	7582
WAUPACA	1269
WAUSHARA	783
WINNEBAGO	4349
WOOD	2240
UNKNOWN	11176

Source Data: ACCESS



Apply for Benefits (AFB)

ACCESS AFB Usage by County/Tribe

County/Tribe	# of Submitted Applications
ADAMS	109
ASHLAND	78
BAD RIVER	9
BARRON	455
BAYFIELD	72
BROWN	1646
BUFFALO	33
BURNETT	67
CALUMET	198
CHIPPEWA	244
CLARK	113
COLUMBIA	322
CRAWFORD	75
DANE	4467
DODGE	306
DOOR	54
DOUGLAS	224
DUNN	460
EAU CLAIRE	411
FLORENCE	10
FOND DU LAC	654

County/Tribe	# of Submitted Applications
FOREST	29
GRANT	134
GREEN	315
GREEN LAKE	101
IOWA	39
IRON	8
JACKSON	65
JEFFERSON	296
JUNEAU	150
KENOSHA	2010
KEWAUNEE	28
LA CROSSE	1051
LAC DU FLAMBEAU	6
LAFAYETTE	34
LANGLADE	72
LINCOLN	116
MANITOWOC	388
MARATHON	677
MARINETTE	207
MARQUETTE	133
MENOMINEE	7

Source Data: ACCESS 11

ACCESS AFB Usage by County/Tribe (Continued)

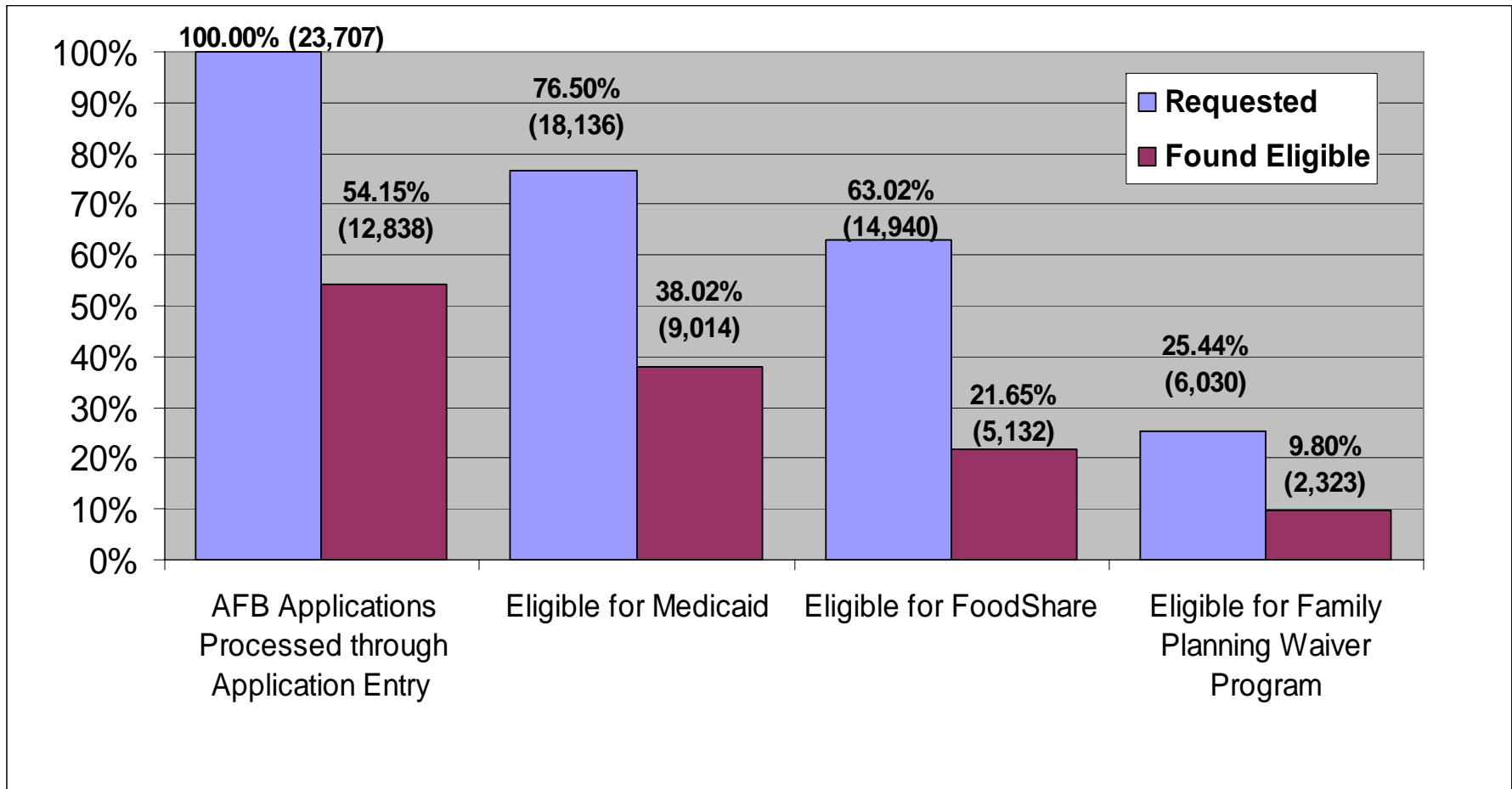
County/Tribe	# of Submitted Applications
MENOMINEE TRIBE	1
MILWAUKEE	10028
MONROE	307
OCONTO	124
ONEIDA	571
ONEIDA NATION	41
OUTAGAMIE	1226
OZAUKEE	284
PEPIN	23
PIERCE	346
POLK	184
PORTAGE	434
POTAWATOMI	1
PRICE	23
RACINE	1015
RED CLIFF	2
RICHLAND	54
ROCK	1488
RUSK	65
SAUK	247
SAWYER	35

County/Tribe	# of Submitted Applications
SHAWANO	142
SHEBOYGAN	288
SOKAOGON	7
ST CROIX	1011
ST CROIX TRIBE	1
STOCKBRIDGE-MUNSEE	5
TAYLOR	56
TREMPEALEAU	117
VERNON	90
VILAS	87
WALWORTH	757
WASHBURN	61
WASHINGTON	343
WAUKESHA	2033
WAUPACA	167
WAUSHARA	88
WINNEBAGO	1070
WOOD	313
TOTAL (submitted to date)	39,008

Source Data: ACCESS

CARES / AFB Eligibility Results

Eligibility Results of the Applications Submitted from ACCESS

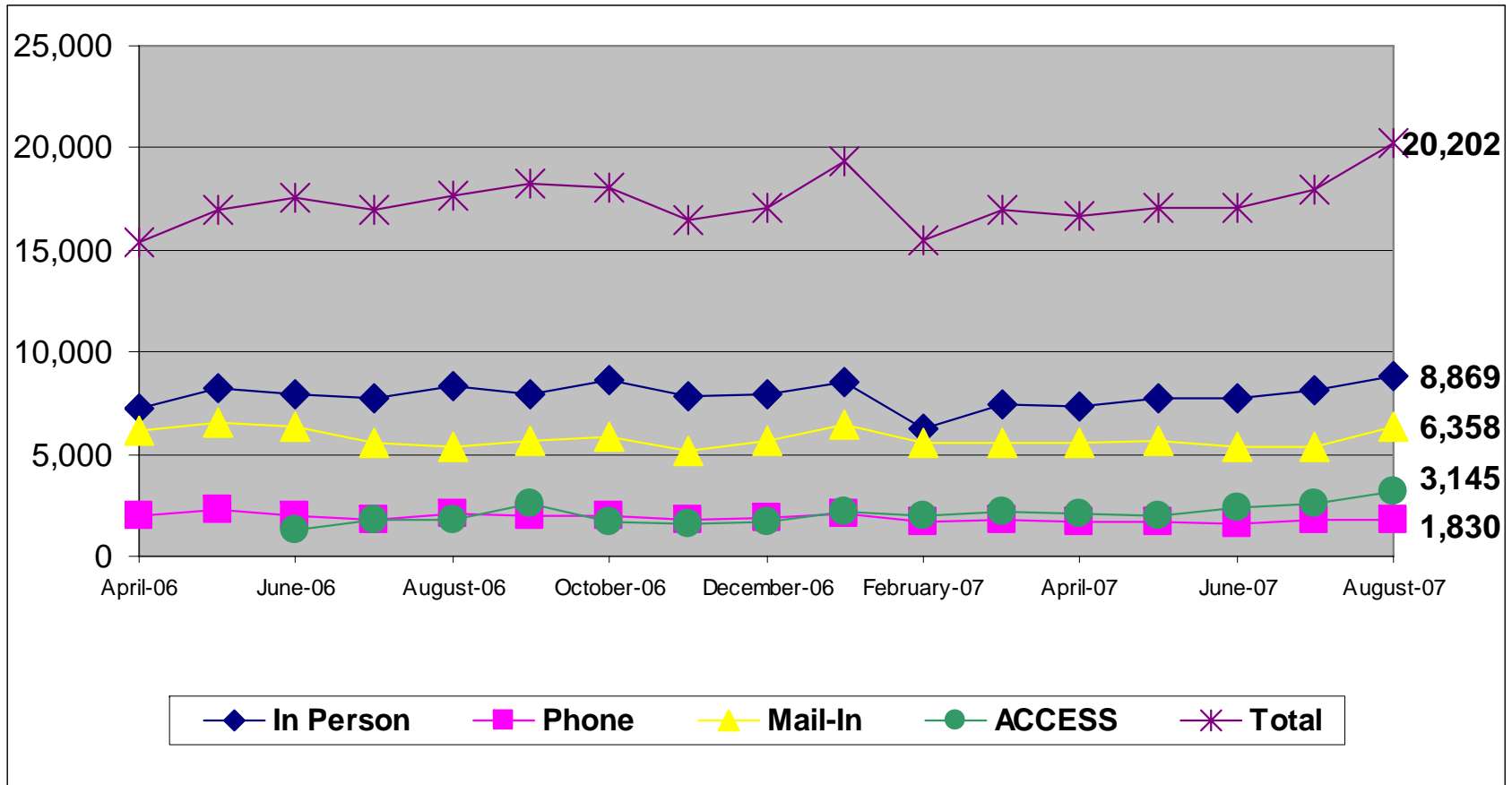


“AFB Applications Processed through Application Entry” indicates the number of ACCESS AFB applications for which the Application Entry process is complete for the case and eligibility has been run.

Source Data: CARES

CARES RFA Information

Medicaid, FoodShare and Family Planning Waiver Program RFA Counts by Contact Method



Source Data: CARES

AFB Summary Information

- **Application Statistics**
 - Started to date: **65,726**
 - Average started per month: **5,618**
 - Submitted to date: **39,008**
 - Average completed per month: **3,100**
 - Full applications: **33,164**
 - Applications with just filing date: **5,844**
 - Priority Service Eligible: **23%**
 - Health care applications received this month with an elderly, blind, disabled or potentially disabled household member: **436**
- **Applications Submitted by Program**
 - FoodShare: **26,882**
 - Priority Service Eligible: **7,687**
 - Not Priority Service Eligible: **19,195**
 - Medicaid: **27,590**
 - Family Planning Waiver: **9,401**
- **Help With Applications:**
 - Applied at Community Access Point: **0.19%**
 - Applied with the help of a friend or family member: **1.58%**
 - Applied with the help of a staff person or volunteer at an agency: **0.70%**
 - Authorized representative applied: **1.47%**
 - Legal Guardian applied: **0.70%**
 - Power of Attorney applied: **0.37%**

AFB Summary Information

- **FoodShare Benefit Amount**
 - Of those eligible for FoodShare, the average FoodShare value is: **\$195.40**
- **Answers to the FoodShare Interview Question**
 - Number of applications that requested a phone interview: **13,604**
 - Number of applications that requested an in person interview: **14,622**
 - Number of applications that did not answer: **1,455**
- **Hardship Reasons**
 - I am elderly, blind or disabled: **3.38%**
 - I work during regular business hours: **14.28%**
 - I have limited transportation or difficulty getting to the office: **16.94%**
 - I have school or training during regular business hours: **4.26%**
 - I am caring for another person in my household: **3.81%**
 - I do not have child care: **8.21%**
 - I am not comfortable going to the local agency: **5.27%**
 - I am ill and unable to go to the local agency: **1.34%**
 - There is severe weather in my area: **0.26%**
 - Other: **5.19%**



**Check My Benefits (CMB)
and
Report My Changes (RMC)**

MyACCESS Account Breakdown by County/Tribe (CMB/RMC)

County/Tribe	Count
ADAMS COUNTY	97
ASHLAND COUNTY	109
BADRIVER TRIBE	11
BARRON COUNTY	309
BAYFIELD COUNTY	51
BROWN COUNTY	1302
BUFFALO COUNTY	52
BURNETT COUNTY	71
CALUMET COUNTY	136
CHIPPEWA COUNTY	382
CLARK COUNTY	112
COLUMBIA COUNTY	244
CRAWFORD COUNTY	119
DANE COUNTY	2526
DODGE COUNTY	301
DOOR COUNTY	85
DOUGLAS COUNTY	225
DUNN COUNTY	379
EAUCLAIRE COUNTY	464
FLORENCE COUNTY	25
FONDDULAC COUNTY	555
FOREST COUNTY	62
GRANT COUNTY	177
GREEN COUNTY	131
GREENLAKE COUNTY	69

County/Tribe	Count
IOWA COUNTY	70
IRON COUNTY	32
JACKSON COUNTY	88
JEFFERSON COUNTY	317
JUNEAU COUNTY	151
KENOSHA COUNTY	1724
KEWAUNEE COUNTY	62
LAC DU FLAMBEAU TRIBE	13
LACROSSE COUNTY	499
LAFAYETTE COUNTY	52
LANGLADE COUNTY	133
LINCOLN COUNTY	113
MANITOWOC COUNTY	275
MARATHON COUNTY	575
MARINETTE COUNTY	217
MARQUETTE COUNTY	102
MENOMINEE COUNTY	18
MILWAUKEE COUNTY	16316
MONROE COUNTY	308
OCONTO COUNTY	176
ONEIDA COUNTY	283
ONEIDA TRIBAL COUNCIL	37
OUTAGAMIE COUNTY	911
OZAUKEE COUNTY	214
PEPIN COUNTY	21

Source Data: ACCESS

MyACCESS Account Breakdown by County/Tribe (CMB/RMC, Continued)

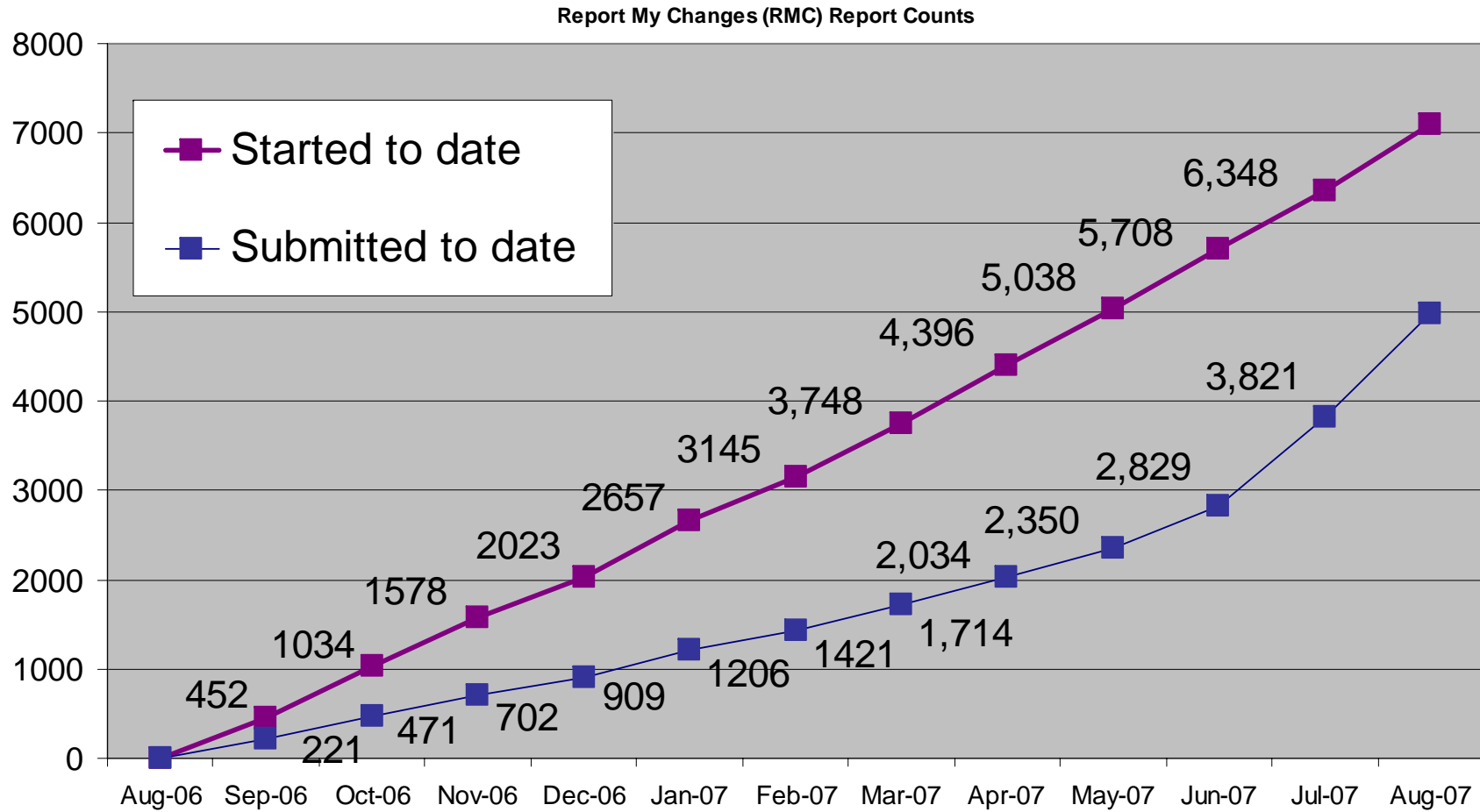
County/Tribe	Count
PIERCE COUNTY	162
POLK COUNTY	242
PORTAGE COUNTY	333
POTAWATOMI	0
PRICE COUNTY	34
RACINE COUNTY	1425
REDCLIFF TRIBE	19
RICHLAND COUNTY	70
ROCK COUNTY	1133
RUSK COUNTY	78
SAUK COUNTY	284
SAWYER COUNTY	73
SHAWANO COUNTY	173
SHEBOYGAN COUNTY	509
SOKAOGON TRIBE	2
ST.CROIX COUNTY	420
STATE LEVEL AGENCY - CAPO	299
STOCKBRIDGE-MUNSEE TRIBE	8
TAYLOR COUNTY	41
TREMPEALEAU COUNTY	145
VERNON COUNTY	91
VILAS COUNTY	63
WALWORTH COUNTY	499
WASHBURN COUNTY	89

County/Tribe	Count
WASHINGTON COUNTY	391
WAUKESHA COUNTY	1254
WAUPACA COUNTY	227
WAUSHARA COUNTY	122
WINNEBAGO COUNTY	883
WOOD COUNTY	350
Total	40,120

Usage Statistics for CMB for August

- Total number of times users logged in to CMB: **32,944**
(i.e., if client X logged in 3 times in one month, we count 3 total logins)
- Total number of distinct users who logged in to CMB: **8,875**
(i.e., if client X logged in 3 times in one month, we count 1 distinct user)
- Total number of repetitive logins by users: **24,069**
(i.e., if client X logged in 3 times in one month, we count 2 repetitive logins)

RMC Summary Information



Started to date: 7,089

Submitted to date: 4,975

Types of Changes Reported to Date Cumulative

Change Type	Count
CHANGE IN ADDRESS AND/OR PHONE NUMBER	208
SOMEONE MOVED INTO HOUSEHOLD (PERSON ADD)	50
SOMEONE MOVED OUT OF HOUSEHOLD	48
SOMEONE DIED	0
SOMEONE GOT MARRIED	10
SOMEONE GOT DIVORCED	0
SOMEONE'S PREGNANCY ENDED	27
SOMEONE BECAME PREGNANT	19
SOMEONE BECAME DISABLED	10
SOMEONE STARTED A TYPE OF JOB OR EMPLOYMENT	77
SOMEONE CHANGED A TYPE OF JOB OR EMPLOYMENT	58
SOMEONE ENDED A TYPE OF JOB OR EMPLOYMENT	126

Change Type	Count
SOMEONE STARTED A TYPE OF UNEARNED INCOME	12
SOMEONE CHANGED A TYPE OF UNEARNED INCOME	12
SOMEONE ENDED A TYPE OF UNEARNED INCOME	11
SOMEONE ADDED A NEW TYPE OF UTILITY	72
SOMEONE STOPPED PAYING A TYPE OF UTILITY	38
SOMEONE ADDED A HOUSING EXPENSE	51
SOMEONE CHANGED A HOUSING EXPENSE	62
SOMEONE ENDED A HOUSING EXPENSE	17

RMC Usage by County/Tribe

County/Tribe	Count
ADAMS COUNTY	20
ASHLAND COUNTY	2
BADRIVER TRIBE	0
BARRON COUNTY	24
BAYFIELD COUNTY	5
BROWN COUNTY	174
BUFFALO COUNTY	0
BURNETT COUNTY	1
CALUMET COUNTY	8
CHIPPEWA COUNTY	38
CLARK COUNTY	8
COLUMBIA COUNTY	15
CRAWFORD COUNTY	23
DANE COUNTY	516
DODGE COUNTY	26
DOOR COUNTY	4
DOUGLAS COUNTY	16
DUNN COUNTY	33
EAUCLAIRE COUNTY	49
FLORENCE COUNTY	1
FONDDULAC COUNTY	62
FOREST COUNTY	1
GRANT COUNTY	10
GREEN COUNTY	19
GREENLAKE COUNTY	7

County/Tribe	Count
IOWA COUNTY	0
IRON COUNTY	2
JACKSON COUNTY	2
JEFFERSON COUNTY	25
JUNEAU COUNTY	19
KENOSHA COUNTY	189
KEWAUNEE COUNTY	1
LAC DU FLAMBEAU TRIBE	0
LACROSSE COUNTY	56
LAFAYETTE COUNTY	5
LANGLADE COUNTY	8
LINCOLN COUNTY	6
MANITOWOC COUNTY	20
MARATHON COUNTY	84
MARINETTE COUNTY	15
MARQUETTE COUNTY	11
MENOMINEE COUNTY	0
MILWAUKEE COUNTY	2391
MONROE COUNTY	25
OCONTO COUNTY	22
ONEIDA COUNTY	23
ONEIDA TRIBAL COUNCIL	3
OUTAGAMIE COUNTY	125
OZAUKEE COUNTY	30
PEPIN COUNTY	6

RMC Usage by County/Tribe (Continued)

County/Tribe	Count
PIERCE COUNTY	18
POLK COUNTY	13
PORTAGE COUNTY	13
POTAWATOMI	0
PRICE COUNTY	1
RACINE COUNTY	141
REDCLIFF TRIBE	0
RICHLAND COUNTY	2
ROCK COUNTY	101
RUSK COUNTY	6
SAUK COUNTY	16
SAWYER COUNTY	7
SHAWANO COUNTY	9
SHEBOYGAN COUNTY	45
SOKAOGON TRIBE	0
ST.CROIX COUNTY	66
STATE LEVEL AGENCY - CAPO	0
STOCKBRIDGE-MUNSEE TRIBE	0
TAYLOR COUNTY	2
TREMPEALEAU COUNTY	9
VERNON COUNTY	4
VILAS COUNTY	6
WALWORTH COUNTY	62
WASHBURN COUNTY	11

County/Tribe	Count
WASHINGTON COUNTY	29
WAUKESHA COUNTY	135
WAUPACA COUNTY	16
WAUSHARA COUNTY	11
WINNEBAGO COUNTY	95
WOOD COUNTY	29
Total	4,977