



ACCESS TO ELIGIBILITY SUPPORT SERVICES FOR HEALTH AND NUTRITION

Usage and Eligibility Results Report
As of 11/30/2007

ACCESS Report Summary

Am I Eligible¹

- **Self Assessments**
 - Started to date: **188,236**
 - Average started per month: **8,421²**
 - Completed to date: **175,068**
 - Average completed per month: **7,905²**
- **Households**
 - Number of households found potentially eligible for at least one program: **168,744**
 - Percentage of households who completed the screener that were found eligible for at least one program: **96%**
 - Percentage of households selecting Spanish: **0.82%**
- **Am I Eligible at a Glance**
 - Of the percentage of households found eligible for FoodShare, the average FoodShare value is: **\$164.56**
 - On average, it took between **15 to 20** minutes to complete a self assessment

Check My Benefits³

- Number of MyACCESS accounts created: **63,826 (47,541 unique accounts)**

¹ Cumulative total from August 2004 to present month.

² Average over the last 3 months.

³ Cumulative total from September 2005 to present month.

ACCESS Report Summary (Continued)

Apply For Benefits¹ (AFB)

- **Applications**
 - Started to date: **85,437**
 - Average started per month: **6,570²**
 - Submitted to date: **49,950**
 - Average completed per month: **3,647²**
 - Full applications: **42,209**
 - Applications with just filing date: **7,741**
 - Priority Service Eligible: **23%**
- **Applications by Program**
 - FoodShare: **34,644**
 - Priority Service Eligible: **9,831**
 - Not Priority Service Eligible: **24,813**
 - Medicaid: **35,529**
 - Family Planning Waiver: **12,105**

Report My Changes³(RMC)

- **Reports**
 - Started this month: **1,924**
 - Submitted this month: **1,301**

¹ Cumulative totals from June 2006 to present.

² Average over the last 3 months.

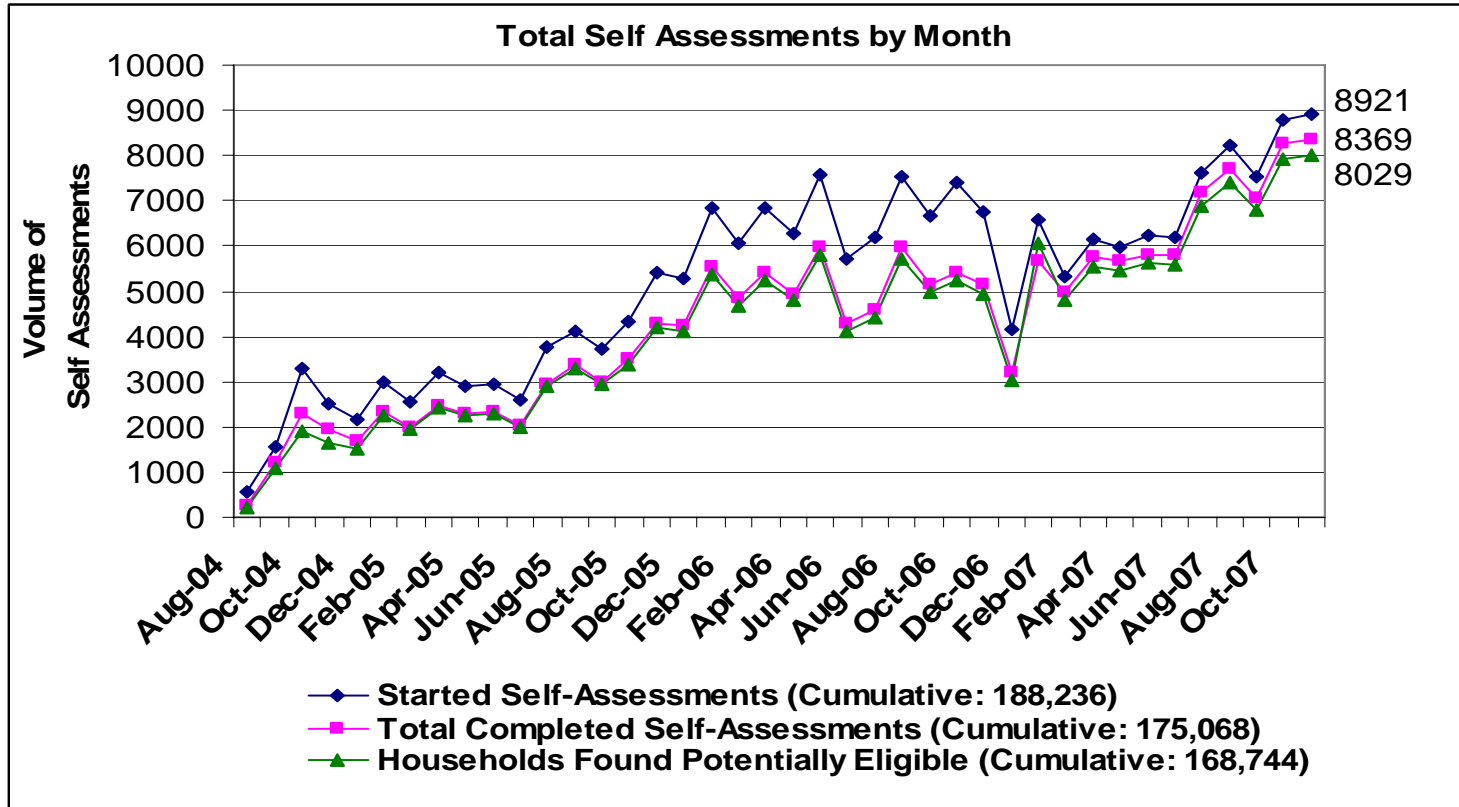
³ Cumulative totals from September 2006 to present



Am I Eligible? (AIE)

As of 11/30/2007

AIE Self Assessment Statistics



Average self assessments started per month: **8,421**

Average self assessments completed per month: **7,905**

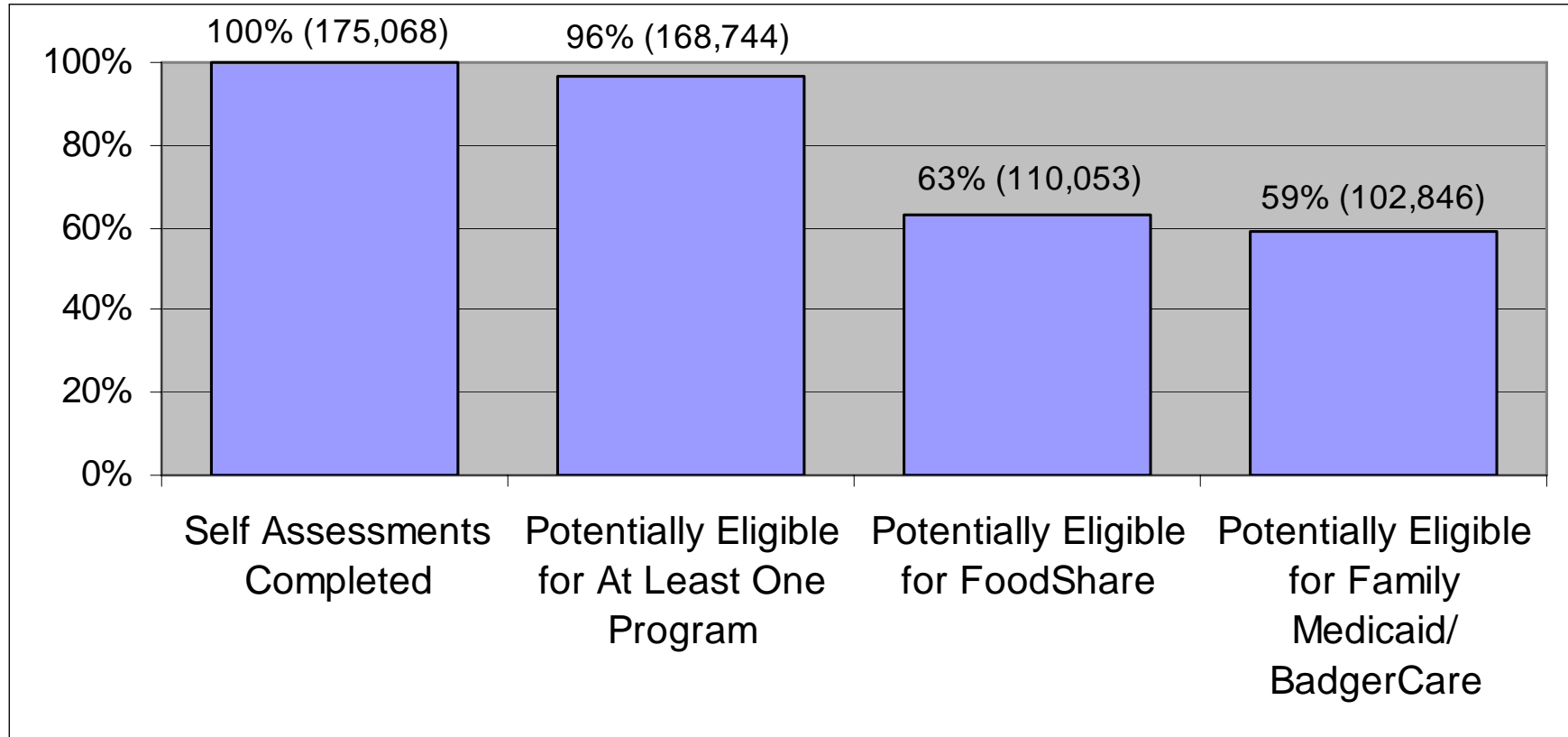
On average, it took between **15 to 20** minutes to complete a self assessment

-August 2004 through November 2004 totals include the Family Medicaid and FoodShare Programs only.

-Beginning in December 2004, totals include the addition of Family Planning Waiver, EBD Medicaid, MPA, Long Term Care, SeniorCare, WIC, School Meals/Summer food, TEFAP, and Tax Credits.

-Beginning in late January 2007, totals include the addition of WHEAP (Wisconsin Home Energy Assistance Program.)

Households Found Potentially Eligible in AIE



Percentage of households selecting Spanish: **0.82%**

Of the percentage of households found eligible for FoodShare, the average FoodShare value is: **\$164.56**

See next slide for detailed eligibility breakdown

Source Data: ACCESS

Potential Eligibility in AIE

	Date Available	October 2007	November 2007	Total to Date
FoodShare	08/2004	62%	59%	62%
Family Medicaid and BadgerCare	08/2004	52%	50%	52%
Elderly, Blind, and Disabled Medicaid (EBD)	12/2004	9%	9%	10%
Family Planning Waiver	12/2004	59%	57%	57%
Medicare Premium Assistance Program	12/2004	3%	3%	4%
Long Term Care	12/2004	2%	2%	2%
SeniorCare	08/2004	7%	8%	11%
Women, Infant and Children (WIC)	12/2004	30%	29%	29%
School Meals/Summer Food Service	12/2004	63%	63%	59%
The Emergency Food Assistance Program (TEFAP)	12/2004	68%	64%	65%
Medicare Part D	07/2005	10%	12%	13%
Tax Credits	12/2004	71%	70%	69%
Wisconsin Home Energy Assistance Program (WHEAP)	1/2007	52%	50%	20%

FoodShare, Family MA, BadgerCare, and SeniorCare were available beginning August 2004. Medicare Part D became available in July 2005. WHEAP became available in January 2007. All other programs were made available in December 2004.

This chart represents the current month, the previous month, and the total to date of completed self assessments.

Source Data: ACCESS

AIE Usage by County/Tribe

County/Tribe	Count
ADAMS	877
ASHLAND	817
BARRON	1805
BAYFIELD	491
BROWN	7166
BUFFALO	410
BURNETT	425
CALUMET	1092
CHIPPEWA	2308
CLARK	770
COLUMBIA	1763
CRAWFORD	473
DANE	16280
DODGE	2353
DOOR	659
DOUGLAS	1415
DUNN	1939
EAUCLAIRE	3476
FLORENCE	175
FONDDULAC	2585
FOREST	342

County/Tribe	Count
GRANT	1414
GREEN	1229
GREENLAKE	458
IOWA	518
IRON	213
JACKSON	706
JEFFERSON	2209
JUNEAU	1049
KENOSHA	6055
KEWAUNEE	351
LACROSSE	4027
LAFAYETTE	362
LANGLADE	482
LINCOLN	663
MANITOWOC	1848
MARATHON	3273
MARINETTE	1426
MARQUETTE	587
MENOMINEE	170
MILWAUKEE	33176
MONROE	1748

AIE Usage by County/Tribe (Continued)

County/Tribe	Count
OCONTO	1632
ONEIDA	1325
OUTAGAMIE	5551
OZAUKEE	1592
PEPIN	240
PIERCE	1293
POLK	1564
PORTAGE	2199
PRICE	441
RACINE	5076
RICHLAND	606
ROCK	7195
RUSK	561
SAUK	1940
SAWYER	518
SHAWANO	1324

County/Tribe	Count
SHEBOYGAN	2319
ST. CROIX	3534
TAYLOR	398
TREMPEALEAU	706
VERNON	756
VILAS	640
WALWORTH	2948
WASHBURN	464
WASHINGTON	2590
WAUKESHA	8678
WAUPACA	1440
WAUSHARA	867
WINNEBAGO	5005
WOOD	2563
UNKNOWN	12686

Source Data: ACCESS



Apply for Benefits (AFB)

As of 11/30/2007

ACCESS AFB Usage by County/Tribe

County/Tribe	# of Submitted Applications
ADAMS	135
ASHLAND	105
BAD RIVER	12
BARRON	586
BAYFIELD	89
BROWN	2108
BUFFALO	53
BURNETT	87
CALUMET	245
CHIPPEWA	312
CLARK	145
COLUMBIA	408
CRAWFORD	95
DANE	5694
DODGE	392
DOOR	72
DOUGLAS	285
DUNN	577
EAU CLAIRE	533
FLORENCE	15
FOND DU LAC	861

County/Tribe	# of Submitted Applications
FOREST	33
GRANT	182
GREEN	405
GREEN LAKE	129
IOWA	57
IRON	12
JACKSON	85
JEFFERSON	360
JUNEAU	207
KENOSHA	2526
KEWAUNEE	39
LA CROSSE	1353
LAC DU FLAMBEAU	9
LAFAYETTE	46
LANGLADE	93
LINCOLN	139
MANITOWOC	498
MARATHON	867
MARINETTE	273
MARQUETTE	164
MENOMINEE	7

Source Data: ACCESS 11

ACCESS AFB Usage by County/Tribe (Continued)

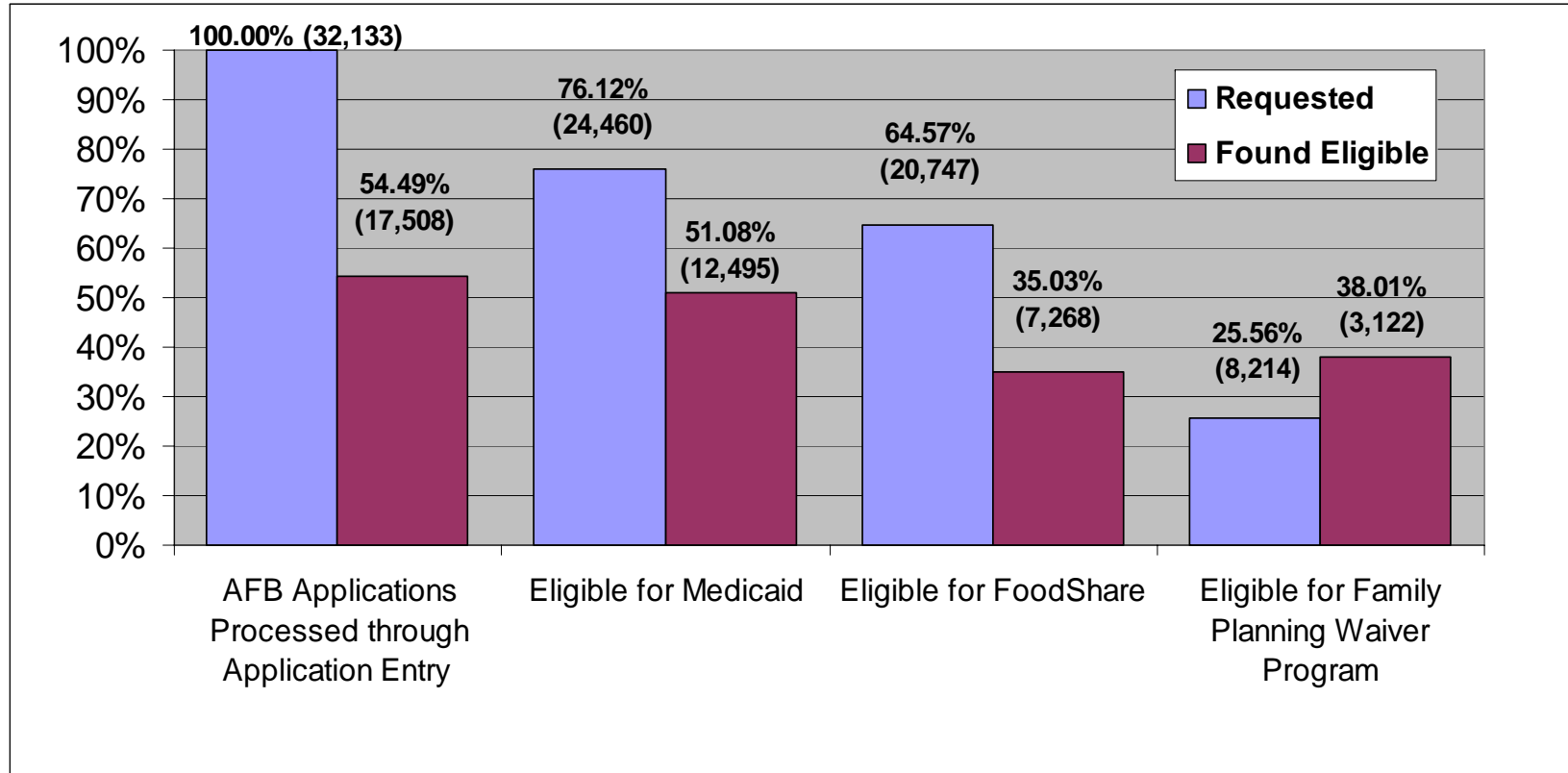
County/Tribe	# of Submitted Applications
MENOMINEE TRIBE	1
MILWAUKEE	13056
MONROE	372
OCONTO	164
ONEIDA	664
ONEIDA NATION	50
OUTAGAMIE	1527
OZAUKEE	385
PEPIN	27
PIERCE	442
POLK	261
PORTAGE	564
POTAWATOMI	1
PRICE	26
RACINE	1346
RED CLIFF	2
RICHLAND	65
ROCK	1849
RUSK	83
SAUK	322
SAWYER	49

County/Tribe	# of Submitted Applications
SHAWANO	181
SHEBOYGAN	370
SOKAOGON	12
ST CROIX	1255
ST CROIX TRIBE	1
STOCKBRIDGE-MUNSEE	3
TAYLOR	62
TREMPEALEAU	155
VERNON	113
VILAS	109
WALWORTH	1009
WASHBURN	85
WASHINGTON	448
WAUKESHA	2502
WAUPACA	227
WAUSHARA	114
WINNEBAGO	1353
WOOD	402
TOTAL (submitted to date)	49,950

Source Data: ACCESS

CARES / AFB Eligibility Results

Eligibility Results of the Applications Submitted from ACCESS

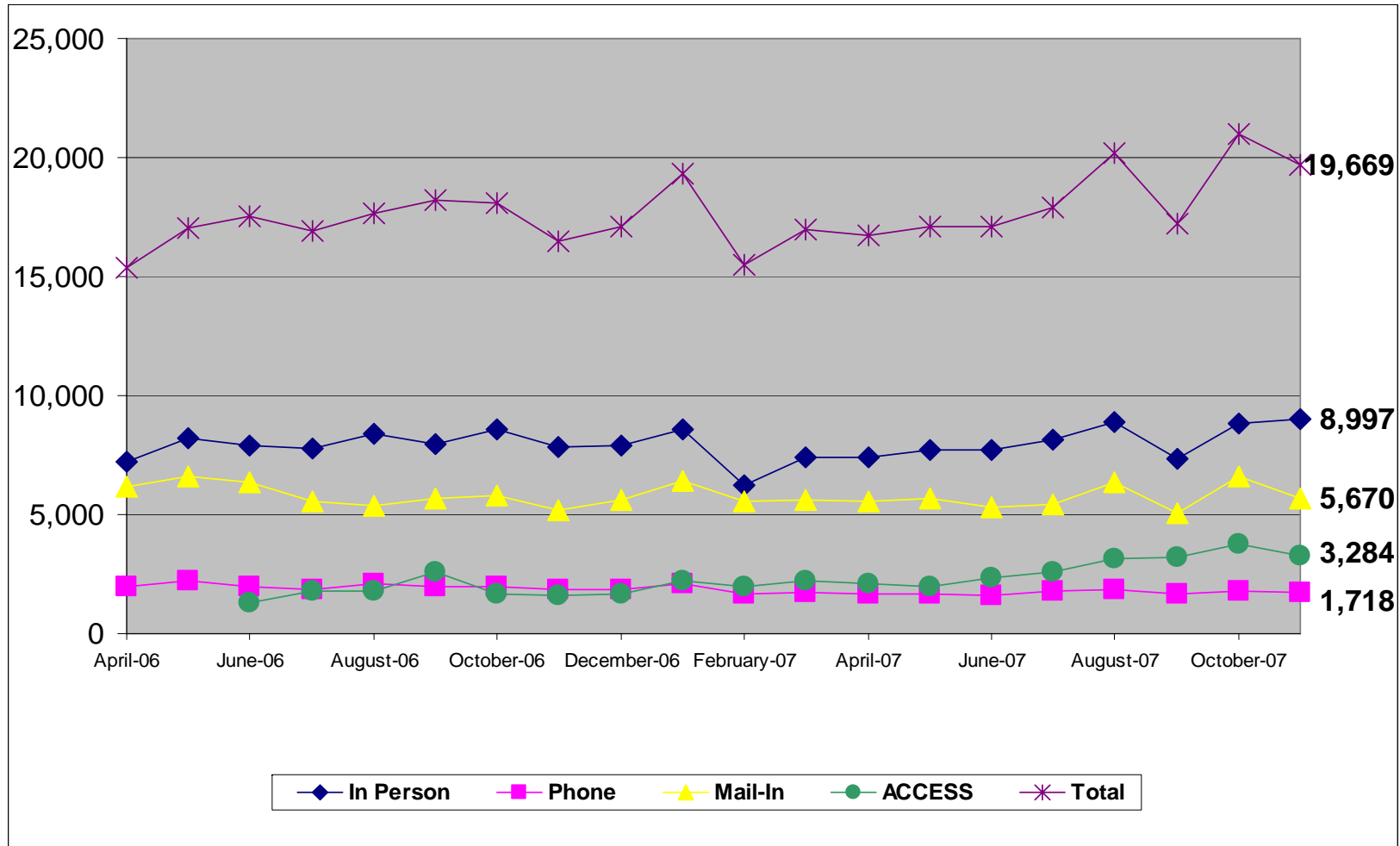


“AFB Applications Processed through Application Entry” indicates the number of ACCESS AFB applications for which the Application Entry process is complete for the case and eligibility has been run.

Source Data: CARES

CARES RFA Information

Medicaid, FoodShare and Family Planning Waiver Program RFA Counts by Contact Method




Source Data: CARES

AFB Summary Information

- **Application Statistics**
 - Started to date: **85,437**
 - Average started per month: **6,570**
 - Submitted to date: **49,950**
 - Average completed per month: **3,647**
 - Full applications: **42,209**
 - Applications with just filing date: **7,741**
 - Priority Service Eligible: **23%**
 - Health care applications received this month with an elderly, blind, disabled or potentially disabled household member: **497**
- **Applications Submitted by Program**
 - FoodShare: **34,644**
 - Priority Service Eligible: **9,831**
 - Not Priority Service Eligible: **24,813**
 - Medicaid: **35,526**
 - Family Planning Waiver: **12,105**
- **Help With Applications:**
 - Applied at Community Access Point: **0.38%**
 - Applied with the help of a friend or family member: **1.44%**
 - Applied with the help of a staff person or volunteer at an agency: **0.69%**
 - Authorized representative applied: **1.33%**
 - Legal Guardian applied: **0.57%**
 - Power of Attorney applied: **0.36%**

AFB Summary Information

- **FoodShare Benefit Amount**
 - Of those eligible for FoodShare, the average FoodShare value is: **\$205.57**
- **Answers to the FoodShare Interview Question**
 - Number of applications that requested a phone interview: **17,690**
 - Number of applications that requested an in person interview: **19,305**
 - Number of applications that did not answer: **1,912**
- **Hardship Reasons**
 - I am elderly, blind or disabled: **3.32%**
 - I work during regular business hours: **14.58%**
 - I have limited transportation or difficulty getting to the office: **16.99%**
 - I have school or training during regular business hours: **4.79%**
 - I am caring for another person in my household: **3.55%**
 - I do not have child care: **8.10%**
 - I am not comfortable going to the local agency: **5.13%**
 - I am ill and unable to go to the local agency: **1.74%**
 - There is severe weather in my area: **0.22%**
 - Other: **5.36%**



**Check My Benefits (CMB)
and
Report My Changes (RMC)**
As of 11/30/2007

MyACCESS Account Breakdown by County/Tribe (CMB/RMC)

County/Tribe	Count
ADAMS COUNTY	124
ASHLAND COUNTY	119
BADRIVER TRIBE	14
BARRON COUNTY	371
BAYFIELD COUNTY	57
BROWN COUNTY	1636
BUFFALO COUNTY	59
BURNETT COUNTY	86
CALUMET COUNTY	167
CHIPPEWA COUNTY	441
CLARK COUNTY	134
COLUMBIA COUNTY	296
CRAWFORD COUNTY	147
DANE COUNTY	2990
DODGE COUNTY	357
DOOR COUNTY	107
DOUGLAS COUNTY	261
DUNN COUNTY	449
EAUCLAIRE COUNTY	553
FLORENCE COUNTY	27
FONDDULAC COUNTY	653
FOREST COUNTY	61
GRANT COUNTY	211
GREEN COUNTY	158
GREENLAKE COUNTY	85

County/Tribe	Count
IOWA COUNTY	80
IRON COUNTY	36
JACKSON COUNTY	95
JEFFERSON COUNTY	364
JUNEAU COUNTY	171
KENOSHA COUNTY	2017
KEWAUNEE COUNTY	74
LAC DU FLAMBEAU TRIBE	20
LACROSSE COUNTY	602
LAFAYETTE COUNTY	63
LANGLADE COUNTY	152
LINCOLN COUNTY	142
MANITOWOC COUNTY	338
MARATHON COUNTY	667
MARINETTE COUNTY	262
MARQUETTE COUNTY	112
MENOMINEE COUNTY	24
MILWAUKEE COUNTY	19360
MONROE COUNTY	359
OCONTO COUNTY	211
ONEIDA COUNTY	331
ONEIDA TRIBAL COUNCIL	50
OUTAGAMIE COUNTY	1076
OZAUKEE COUNTY	272
PEPIN COUNTY	27

Source Data: ACCESS

MyACCESS Account Breakdown by County/Tribe (CMB/RMC, Continued)

County/Tribe	Count
PIERCE COUNTY	205
POLK COUNTY	277
PORTAGE COUNTY	383
POTAWATOMI	0
PRICE COUNTY	43
RACINE COUNTY	1654
REDCLIFF TRIBE	19
RICHLAND COUNTY	83
ROCK COUNTY	1360
RUSK COUNTY	102
SAUK COUNTY	315
SAWYER COUNTY	80
SHAWANO COUNTY	207
SHEBOYGAN COUNTY	597
SOKAOGON TRIBE	4
ST.CROIX COUNTY	497
STATE LEVEL AGENCY - CAPO	353
STOCKBRIDGE-MUNSEE TRIBE	10
TAYLOR COUNTY	50
TREMPEALEAU COUNTY	183
VERNON COUNTY	103
VILAS COUNTY	82
WALWORTH COUNTY	603
WASHBURN COUNTY	104

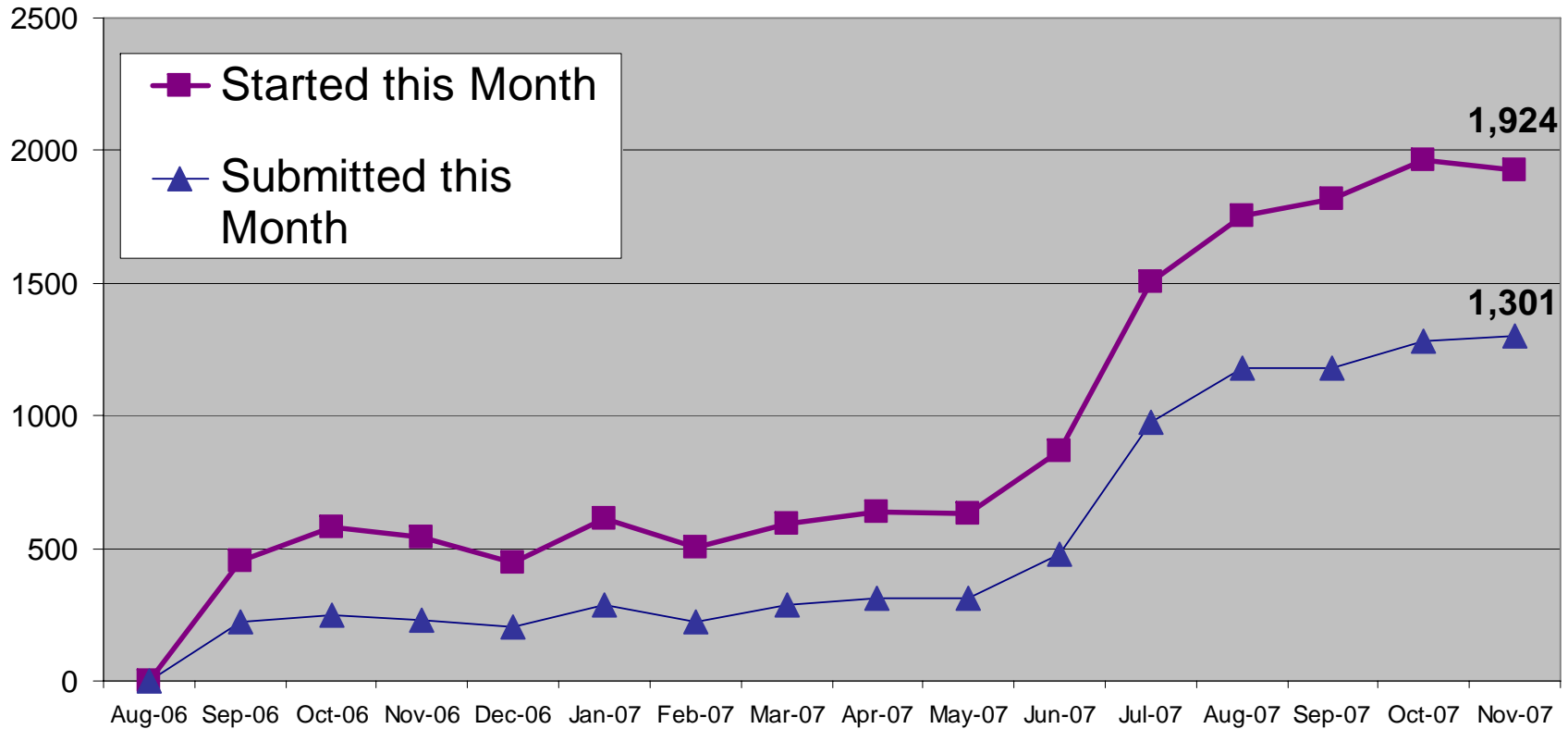
County/Tribe	Count
WASHINGTON COUNTY	466
WAUKESHA COUNTY	1471
WAUPACA COUNTY	291
WAUSHARA COUNTY	137
WINNEBAGO COUNTY	988
WOOD COUNTY	406
Total	47,541

Usage Statistics for CMB for November

- Total number of times users logged in to CMB: **36,248**
(i.e., if client X logged in 3 times in one month, we count 3 total logins)
- Total number of distinct users who logged in to CMB: **9,945**
(i.e., if client X logged in 3 times in one month, we count 1 distinct user)
- Total number of repetitive logins by users: **26,303**
(i.e., if client X logged in 3 times in one month, we count 2 repetitive logins)

RMC Summary Information

Report My Changes (RMC) Report Counts



Started to date: 14,840

Submitted to date: 8,728

Types of Changes Reported to Date Cumulative

Change Type	Count
CHANGE IN ADDRESS AND/OR PHONE NUMBER	2452
SOMEONE MOVED INTO HOUSEHOLD (PERSON ADD)	626
SOMEONE MOVED OUT OF HOUSEHOLD	541
SOMEONE DIED	7
SOMEONE GOT MARRIED	145
SOMEONE GOT DIVORCED	8
SOMEONE BECAME PREGNANT	293
SOMEONE'S PREGNANCY ENDED	223
SOMEONE BECAME DISABLED	109
SOMEONE STARTED A TYPE OF JOB OR EMPLOYMENT	2240
SOMEONE CHANGED A TYPE OF JOB OR EMPLOYMENT	3145
SOMEONE ENDED A TYPE OF JOB OR EMPLOYMENT	1951

Change Type	Count
SOMEONE STARTED A TYPE OF UNEARNED INCOME	202
SOMEONE CHANGED A TYPE OF UNEARNED INCOME	178
SOMEONE ENDED A TYPE OF UNEARNED INCOME	283
SOMEONE ADDED A NEW TYPE OF UTILITY	1143
SOMEONE STOPPED PAYING A TYPE OF UTILITY	410
SOMEONE ADDED A HOUSING EXPENSE	503
SOMEONE CHANGED A HOUSING EXPENSE	680
SOMEONE ENDED A HOUSING EXPENSE	177

RMC Usage by County/Tribe

County/Tribe	Count
ADAMS COUNTY	27
ASHLAND COUNTY	7
BADRIVER TRIBE	0
BARRON COUNTY	41
BAYFIELD COUNTY	6
BROWN COUNTY	269
BUFFALO COUNTY	1
BURNETT COUNTY	1
CALUMET COUNTY	10
CHIPPEWA COUNTY	54
CLARK COUNTY	14
COLUMBIA COUNTY	34
CRAWFORD COUNTY	36
DANE COUNTY	816
DODGE COUNTY	48
DOOR COUNTY	9
DOUGLAS COUNTY	28
DUNN COUNTY	52
EAUCLAIRE COUNTY	68
FLORENCE COUNTY	1
FONDDULAC COUNTY	86
FOREST COUNTY	5
GRANT COUNTY	16
GREEN COUNTY	36
GREENLAKE COUNTY	10

County/Tribe	Count
IOWA COUNTY	5
IRON COUNTY	1
JACKSON COUNTY	6
JEFFERSON COUNTY	34
JUNEAU COUNTY	28
KENOSHA COUNTY	294
KEWAUNEE COUNTY	3
LAC DU FLAMBEAU TRIBE	1
LACROSSE COUNTY	120
LAFAYETTE COUNTY	6
LANGLADE COUNTY	12
LINCOLN COUNTY	12
MANITOWOC COUNTY	37
MARATHON COUNTY	136
MARINETTE COUNTY	33
MARQUETTE COUNTY	24
MENOMINEE COUNTY	3
MILWAUKEE COUNTY	4370
MONROE COUNTY	52
OCONTO COUNTY	24
ONEIDA COUNTY	45
ONEIDA TRIBAL COUNCIL	10
OUTAGAMIE COUNTY	218
OZAUKEE COUNTY	54
PEPIN COUNTY	7

Source Data: ACCESS

RMC Usage by County/Tribe (Continued)

County/Tribe	Count
PIERCE COUNTY	39
POLK COUNTY	35
PORTAGE COUNTY	23
POTAWATOMI	0
PRICE COUNTY	1
RACINE COUNTY	245
REDCLIFF TRIBE	2
RICHLAND COUNTY	7
ROCK COUNTY	189
RUSK COUNTY	10
SAUK COUNTY	40
SAWYER COUNTY	6
SHAWANO COUNTY	17
SHEBOYGAN COUNTY	79
SOKAOGON TRIBE	1
ST.CROIX COUNTY	110
STATE LEVEL AGENCY - CAPO	0
STOCKBRIDGE-MUNSEE TRIBE	0
TAYLOR COUNTY	4
TREMPEALEAU COUNTY	18
VERNON COUNTY	8
VILAS COUNTY	9
WALWORTH COUNTY	114
WASHBURN COUNTY	13

County/Tribe	Count
WASHINGTON COUNTY	57
WAUKESHA COUNTY	240
WAUPACA COUNTY	32
WAUSHARA COUNTY	12
WINNEBAGO COUNTY	154
WOOD COUNTY	53
Total	8,728