



# ACCESS TO ELIGIBILITY SUPPORT SERVICES FOR HEALTH AND NUTRITION

Usage and Eligibility Results Report  
As of 10/31/2007

# ACCESS Report Summary

## Am I Eligible<sup>1</sup>

- **Self Assessments**
  - Started to date: **179,315**
  - Average started per month: **8,186<sup>2</sup>**
  - Completed to date: **166,699**
  - Average completed per month: **7,691<sup>2</sup>**
- **Households**
  - Number of households found potentially eligible for at least one program: **160,715**
  - Percentage of households who completed the screener that were found eligible for at least one program: **96%**
  - Percentage of households selecting Spanish: **0.80%**
- **Am I Eligible at a Glance**
  - Of the percentage of households found eligible for FoodShare, the average FoodShare value is: **\$163.82**
  - On average, it took between **15 to 20** minutes to complete a self assessment

## Check My Benefits<sup>3</sup>

- Number of MyACCESS accounts created: **60,098 (45,126 unique accounts)**

<sup>1</sup> Cumulative total from August 2004 to present month.

<sup>2</sup> Average over the last 3 months.

<sup>3</sup> Cumulative total from September 2005 to present month.

## ACCESS Report Summary (Continued)

### Apply For Benefits<sup>1</sup> (AFB)

- **Applications**
  - Started to date: **78,714**
  - Average started per month: **6,420<sup>2</sup>**
  - Submitted to date: **46,315**
  - Average completed per month: **3,578<sup>2</sup>**
  - Full applications: **39,225**
  - Applications with just filing date: **7,090**
  - Priority Service Eligible: **23%**
- **Applications by Program**
  - FoodShare: **32,037**
    - Priority Service Eligible: **9,101**
    - Not Priority Service Eligible: **22,936**
  - Medicaid: **32,888**
  - Family Planning Waiver: **11,214**

### Report My Changes<sup>3</sup>(RMC)

- **Reports**
  - Started to date: **12,916**
  - Submitted to date: **7,427**

<sup>1</sup> Cumulative totals from June 2006 to present.

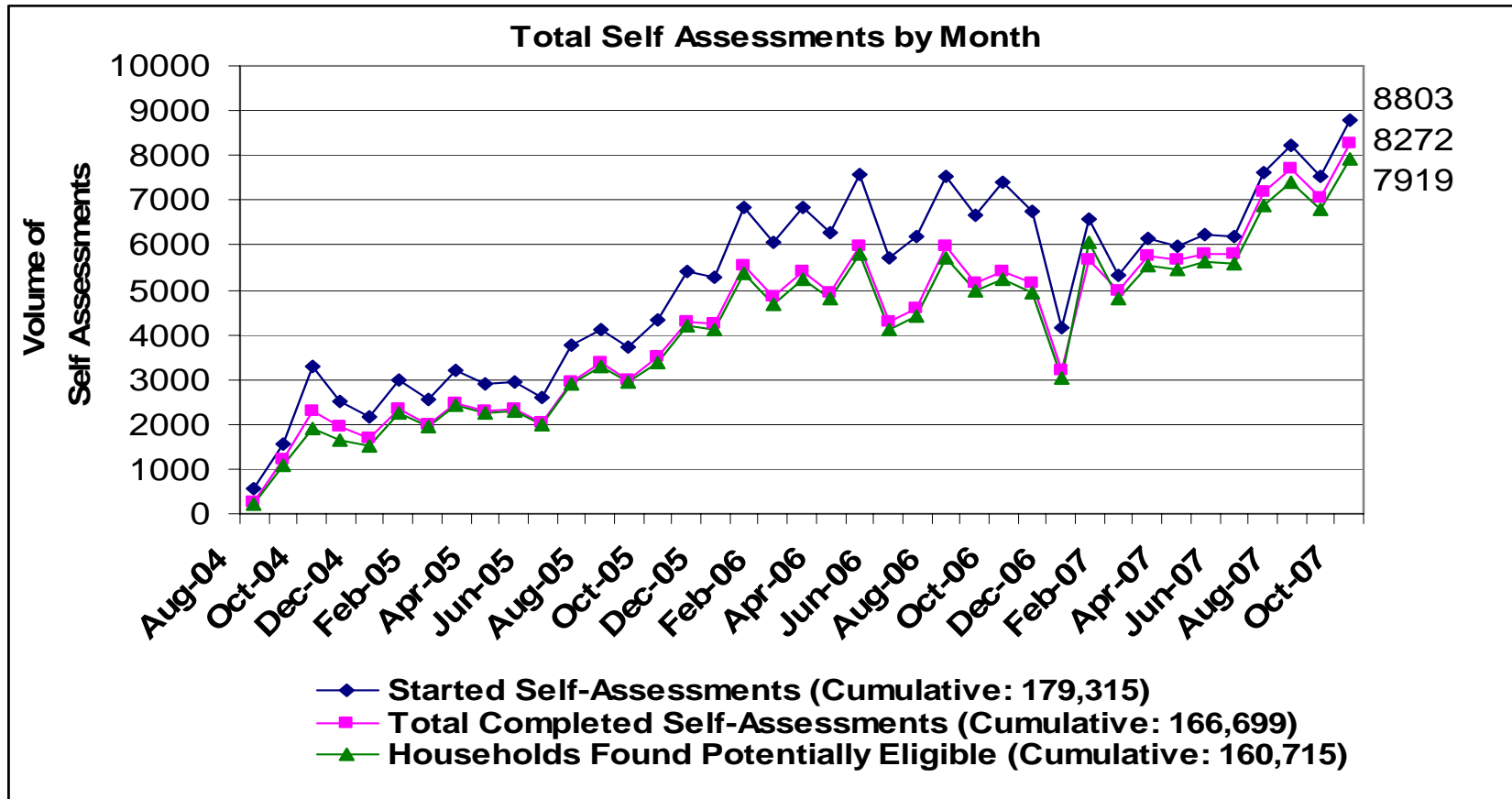
<sup>2</sup> Average over the last 3 months.

<sup>3</sup> Cumulative totals from September 2006 to present



**Am I Eligible? (AIE)**

# AIE Self Assessment Statistics



Average self assessments started per month: **8,186**

Average self assessments completed per month: **7,691**

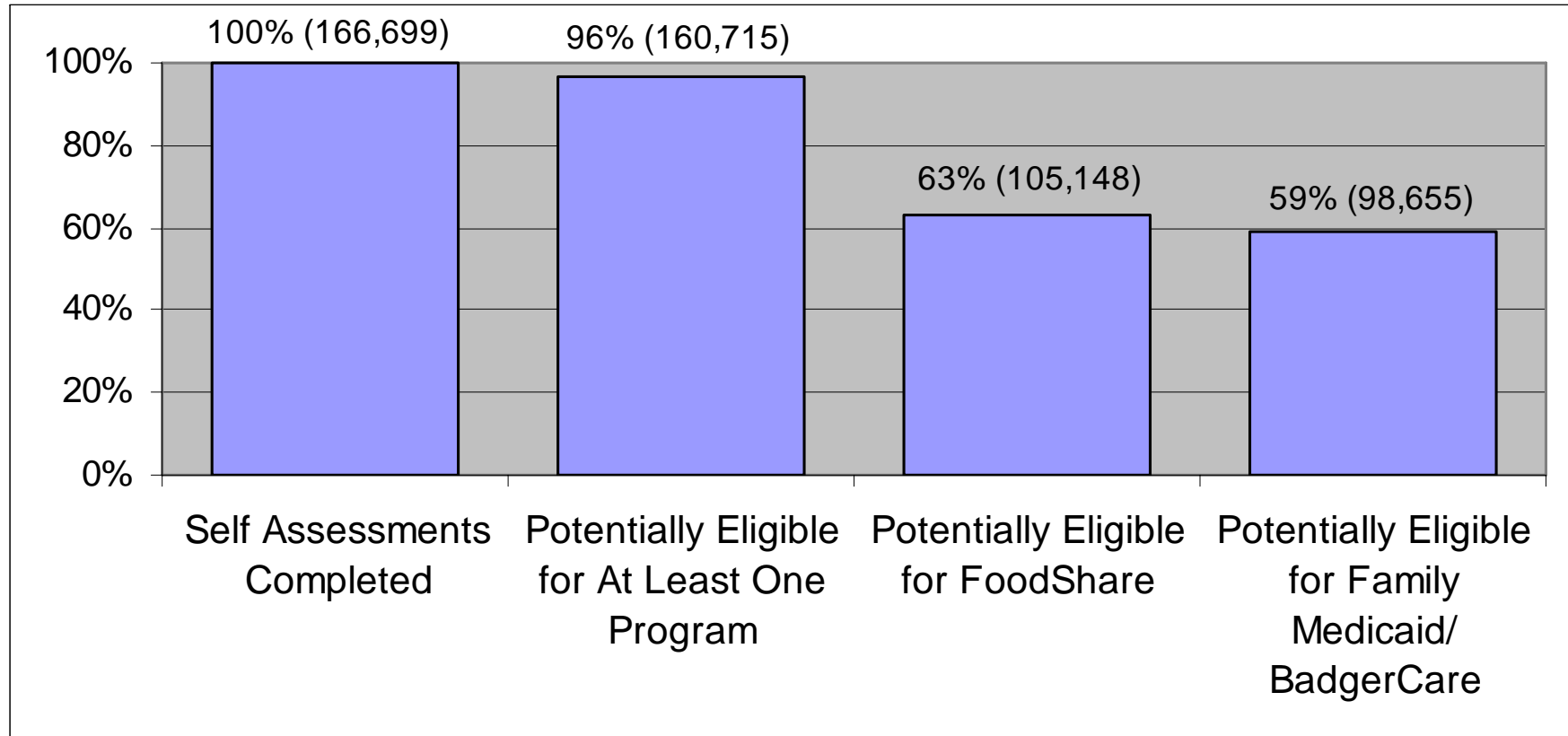
On average, it took between **15 to 20** minutes to complete a self assessment

-August 2004 through November 2004 totals include the Family Medicaid and FoodShare Programs only.

-Beginning in December 2004, totals include the addition of Family Planning Waiver, EBD Medicaid, MPA, Long Term Care, SeniorCare, WIC, School Meals/Summer food, TEFAP, and Tax Credits.

-Beginning in late January 2007, totals include the addition of WHEAP (Wisconsin Home Energy Assistance Program.)

## Households Found Potentially Eligible in AIE



Percentage of households selecting Spanish: **0.80%**

Of the percentage of households found eligible for FoodShare, the average FoodShare value is: **\$163.82**

See next slide for detailed eligibility breakdown

Source Data: ACCESS

## Potential Eligibility in AIE

	Date Available	September 2007	October 2007	Total to Date
FoodShare	08/2004	60%	62%	62%
Family Medicaid and BadgerCare	08/2004	55%	52%	52%
Elderly, Blind, and Disabled Medicaid (EBD)	12/2004	9%	9%	10%
Family Planning Waiver	12/2004	62%	59%	57%
Medicare Premium Assistance Program	12/2004	4%	3%	4%
Long Term Care	12/2004	2%	2%	2%
SeniorCare	08/2004	6%	7%	11%
Women, Infant and Children (WIC)	12/2004	30%	30%	29%
School Meals/Summer Food Service	12/2004	65%	63%	58%
The Emergency Food Assistance Program (TEFAP)	12/2004	66%	68%	65%
Medicare Part D	07/2005	11%	10%	13%
Tax Credits	12/2004	70%	71%	69%
Wisconsin Home Energy Assistance Program (WHEAP)	1/2007	52%	52%	19%

FoodShare, Family MA, BadgerCare, and SeniorCare were available beginning August 2004. Medicare Part D became available in July 2005. WHEAP became available in January 2007. All other programs were made available in December 2004.

This chart represents the current month, the previous month, and the total to date of completed self assessments.

Source Data: ACCESS

## AIE Usage by County/Tribe

County/Tribe	Count
ADAMS	832
ASHLAND	771
BARRON	1706
BAYFIELD	459
BROWN	6831
BUFFALO	389
BURNETT	403
CALUMET	1049
CHIPPEWA	2217
CLARK	717
COLUMBIA	1684
CRAWFORD	444
DANE	15479
DODGE	2266
DOOR	623
DOUGLAS	1341
DUNN	1844
EAUCLAIRE	3300
FLORENCE	171
FONDDULAC	2453
FOREST	329

County/Tribe	Count
GRANT	1345
GREEN	1156
GREENLAKE	445
IOWA	483
IRON	201
JACKSON	676
JEFFERSON	2129
JUNEAU	991
KENOSHA	5755
KEWAUNEE	318
LACROSSE	3846
LAFAYETTE	339
LANGLADE	456
LINCOLN	617
MANITOWOC	1766
MARATHON	2984
MARINETTE	1350
MARQUETTE	567
MENOMINEE	163
MILWAUKEE	31689
MONROE	1662

## AIE Usage by County/Tribe (Continued)

County/Tribe	Count
OCONTO	1570
ONEIDA	1262
OUTAGAMIE	5274
OZAUKEE	1491
PEPIN	223
PIERCE	1230
POLK	1479
PORTAGE	2123
PRICE	417
RACINE	4846
RICHLAND	585
ROCK	6906
RUSK	531
SAUK	1843
SAWYER	494
SHAWANO	1256

County/Tribe	Count
SHEBOYGAN	2199
ST. CROIX	3410
TAYLOR	376
TREMPEALEAU	682
VERNON	720
VILAS	600
WALWORTH	2796
WASHBURN	435
WASHINGTON	2474
WAUKESHA	8276
WAUPACA	1377
WAUSHARA	831
WINNEBAGO	4768
WOOD	2452
UNKNOWN	12143

Source Data: ACCESS



# **Apply for Benefits (AFB)**

## ACCESS AFB Usage by County/Tribe

County/Tribe	# of Submitted Applications
ADAMS	126
ASHLAND	95
BAD RIVER	12
BARRON	546
BAYFIELD	84
BROWN	1950
BUFFALO	46
BURNETT	85
CALUMET	233
CHIPPEWA	295
CLARK	134
COLUMBIA	380
CRAWFORD	89
DANE	5298
DODGE	364
DOOR	68
DOUGLAS	265
DUNN	549
EAU CLAIRE	495
FLORENCE	12
FOND DU LAC	797

County/Tribe	# of Submitted Applications
FOREST	31
GRANT	168
GREEN	367
GREEN LAKE	124
IOWA	51
IRON	12
JACKSON	81
JEFFERSON	343
JUNEAU	190
KENOSHA	2362
KEWAUNEE	35
LA CROSSE	1252
LAC DU FLAMBEAU	7
LAFAYETTE	41
LANGLADE	87
LINCOLN	132
MANITOWOC	471
MARATHON	803
MARINETTE	246
MARQUETTE	152
MENOMINEE	7

Source Data: ACCESS 11

## ACCESS AFB Usage by County/Tribe (Continued)

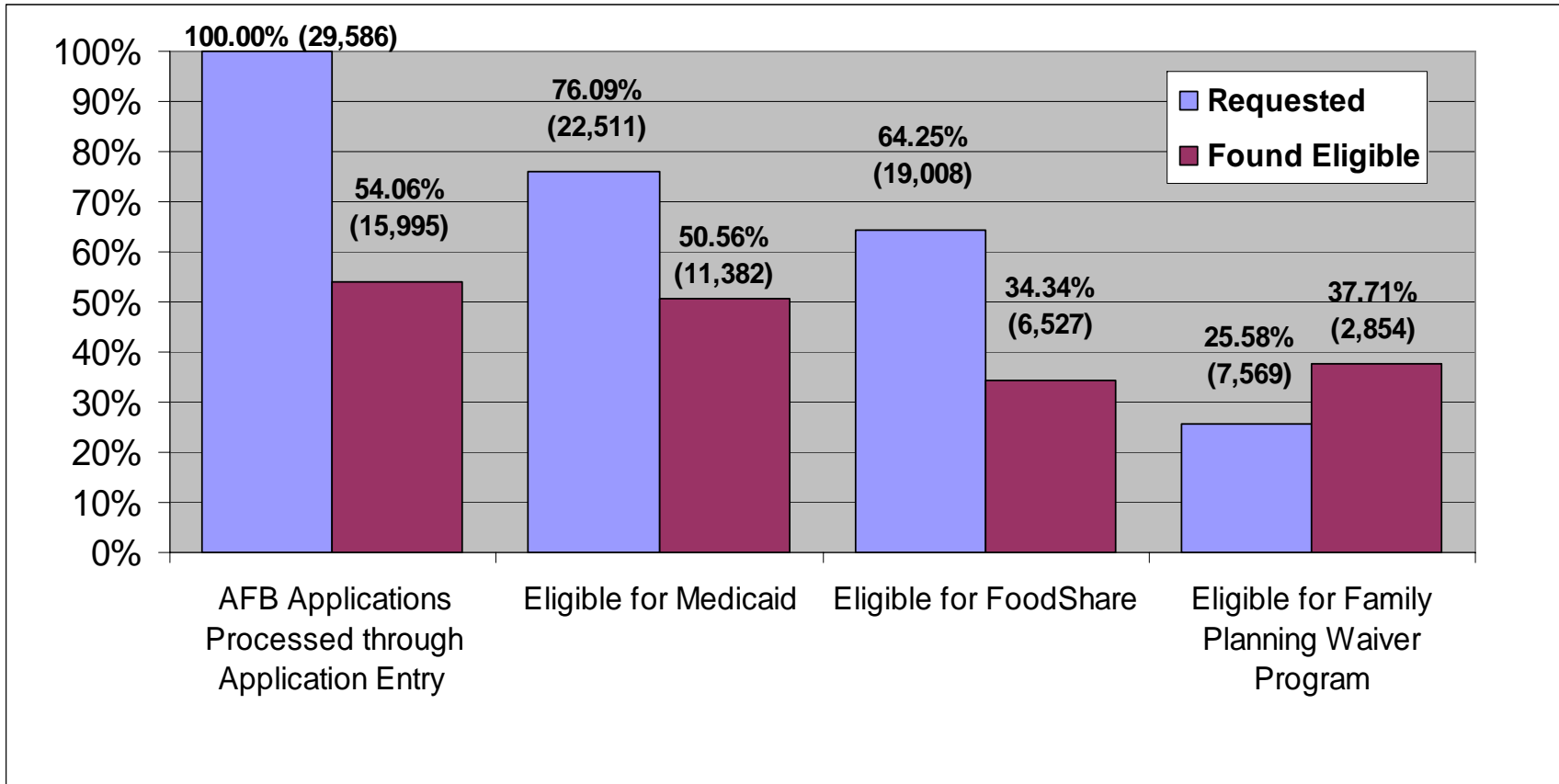
County/Tribe	# of Submitted Applications
MENOMINEE TRIBE	1
MILWAUKEE	12047
MONROE	342
OCONTO	152
ONEIDA	637
ONEIDA NATION	46
OUTAGAMIE	1420
OZAUKEE	336
PEPIN	25
PIERCE	408
POLK	235
PORTAGE	524
POTAWATOMI	1
PRICE	26
RACINE	1228
RED CLIFF	2
RICHLAND	60
ROCK	1739
RUSK	74
SAUK	296
SAWYER	44

County/Tribe	# of Submitted Applications
SHAWANO	168
SHEBOYGAN	339
SOKAOGON	11
ST CROIX	1186
ST CROIX TRIBE	1
STOCKBRIDGE-MUNSEE	3
TAYLOR	60
TREMPEALEAU	139
VERNON	107
VILAS	102
WALWORTH	922
WASHBURN	78
WASHINGTON	423
WAUKESHA	2335
WAUPACA	197
WAUSHARA	102
WINNEBAGO	1245
WOOD	369
<b>TOTAL (submitted to date)</b>	<b>46,315</b>

Source Data: ACCESS

# CARES / AFB Eligibility Results

## Eligibility Results of the Applications Submitted from ACCESS

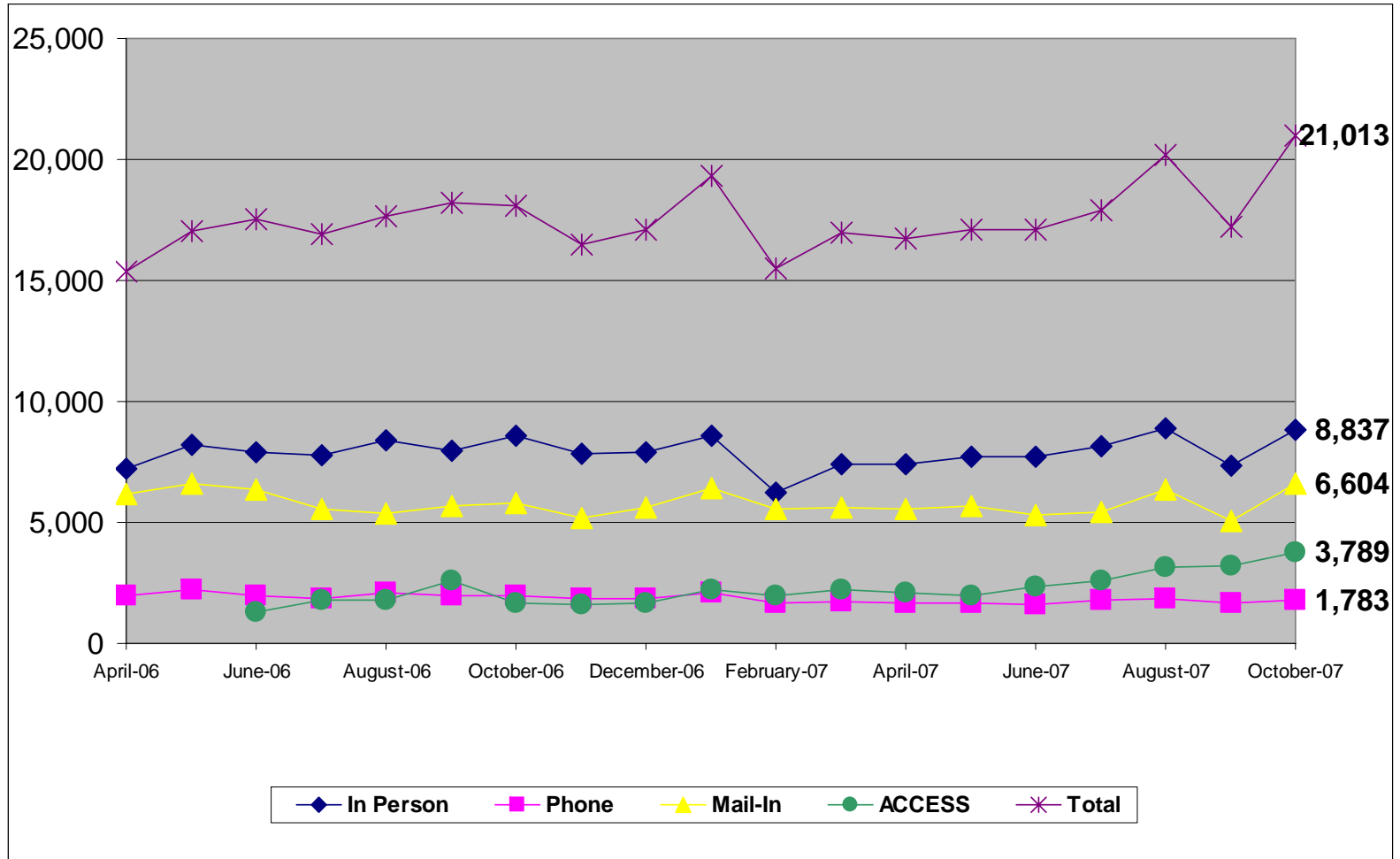


“AFB Applications Processed through Application Entry” indicates the number of ACCESS AFB applications for which the Application Entry process is complete for the case and eligibility has been run.

Source Data: CARES

# CARES RFA Information

**Medicaid, FoodShare and Family Planning Waiver Program RFA Counts by Contact Method**



Source Data: CARES

## AFB Summary Information

- **Application Statistics**
  - Started to date: **78,714**
  - Average started per month: **6,420**
  - Submitted to date: **46,315**
  - Average completed per month: **3,578**
  - Full applications: **39,225**
  - Applications with just filing date: **7,090**
  - Priority Service Eligible: **23%**
  - Health care applications received this month with an elderly, blind, disabled or potentially disabled household member: **530**
- **Applications Submitted by Program**
  - FoodShare: **32,037**
    - Priority Service Eligible: **9,101**
    - Not Priority Service Eligible: **22,936**
  - Medicaid: **32,888**
  - Family Planning Waiver: **11,214**
- **Help With Applications:**
  - Applied at Community Access Point: **0.30%**
  - Applied with the help of a friend or family member: **1.48%**
  - Applied with the help of a staff person or volunteer at an agency: **0.63%**
  - Authorized representative applied: **1.34%**
  - Legal Guardian applied: **0.61%**
  - Power of Attorney applied: **0.32%**

## AFB Summary Information

- **FoodShare Benefit Amount**
  - Of those eligible for FoodShare, the average FoodShare value is: **\$208.20**
- **Answers to the FoodShare Interview Question**
  - Number of applications that requested a phone interview: **16,320**
  - Number of applications that requested an in person interview: **17,714**
  - Number of applications that did not answer: **1,758**
- **Hardship Reasons**
  - I am elderly, blind or disabled: **3.30%**
  - I work during regular business hours: **14.45%**
  - I have limited transportation or difficulty getting to the office: **16.93%**
  - I have school or training during regular business hours: **4.75%**
  - I am caring for another person in my household: **3.63%**
  - I do not have child care: **8.14%**
  - I am not comfortable going to the local agency: **5.09%**
  - I am ill and unable to go to the local agency: **1.72%**
  - There is severe weather in my area: **0.22%**
  - Other: **5.25%**



**Check My Benefits (CMB)  
and  
Report My Changes (RMC)**

## MyACCESS Account Breakdown by County/Tribe (CMB/RMC)

County/Tribe	Count
ADAMS COUNTY	116
ASHLAND COUNTY	114
BADRIVER TRIBE	14
BARRON COUNTY	341
BAYFIELD COUNTY	55
BROWN COUNTY	1541
BUFFALO COUNTY	58
BURNETT COUNTY	81
CALUMET COUNTY	155
CHIPPEWA COUNTY	418
CLARK COUNTY	125
COLUMBIA COUNTY	286
CRAWFORD COUNTY	133
DANE COUNTY	2823
DODGE COUNTY	331
DOOR COUNTY	100
DOUGLAS COUNTY	248
DUNN COUNTY	428
EAUCLAIRE COUNTY	528
FLORENCE COUNTY	27
FONDDULAC COUNTY	628
FOREST COUNTY	60
GRANT COUNTY	201
GREEN COUNTY	154
GREENLAKE COUNTY	81

County/Tribe	Count
IOWA COUNTY	79
IRON COUNTY	36
JACKSON COUNTY	95
JEFFERSON COUNTY	353
JUNEAU COUNTY	164
KENOSHA COUNTY	1915
KEWAUNEE COUNTY	69
LAC DU FLAMBEAU TRIBE	16
LACROSSE COUNTY	570
LAFAYETTE COUNTY	59
LANGLADE COUNTY	149
LINCOLN COUNTY	129
MANITOWOC COUNTY	313
MARATHON COUNTY	642
MARINETTE COUNTY	245
MARQUETTE COUNTY	109
MENOMINEE COUNTY	23
MILWAUKEE COUNTY	18386
MONROE COUNTY	336
OCONTO COUNTY	197
ONEIDA COUNTY	316
ONEIDA TRIBAL COUNCIL	47
OUTAGAMIE COUNTY	1026
OZAUKEE COUNTY	248
PEPIN COUNTY	24

Source Data: ACCESS

## MyACCESS Account Breakdown by County/Tribe (CMB/RMC, Continued)

County/Tribe	Count
PIERCE COUNTY	197
POLK COUNTY	265
PORTAGE COUNTY	368
POTAWATOMI	0
PRICE COUNTY	38
RACINE COUNTY	1583
REDCLIFF TRIBE	19
RICHLAND COUNTY	77
ROCK COUNTY	1289
RUSK COUNTY	97
SAUK COUNTY	308
SAWYER COUNTY	75
SHAWANO COUNTY	192
SHEBOYGAN COUNTY	571
SOKAOGON TRIBE	3
ST.CROIX COUNTY	463
STATE LEVEL AGENCY - CAPO	336
STOCKBRIDGE-MUNSEE TRIBE	8
TAYLOR COUNTY	48
TREMPEALEAU COUNTY	173
VERNON COUNTY	101
VILAS COUNTY	74
WALWORTH COUNTY	568
WASHBURN COUNTY	97

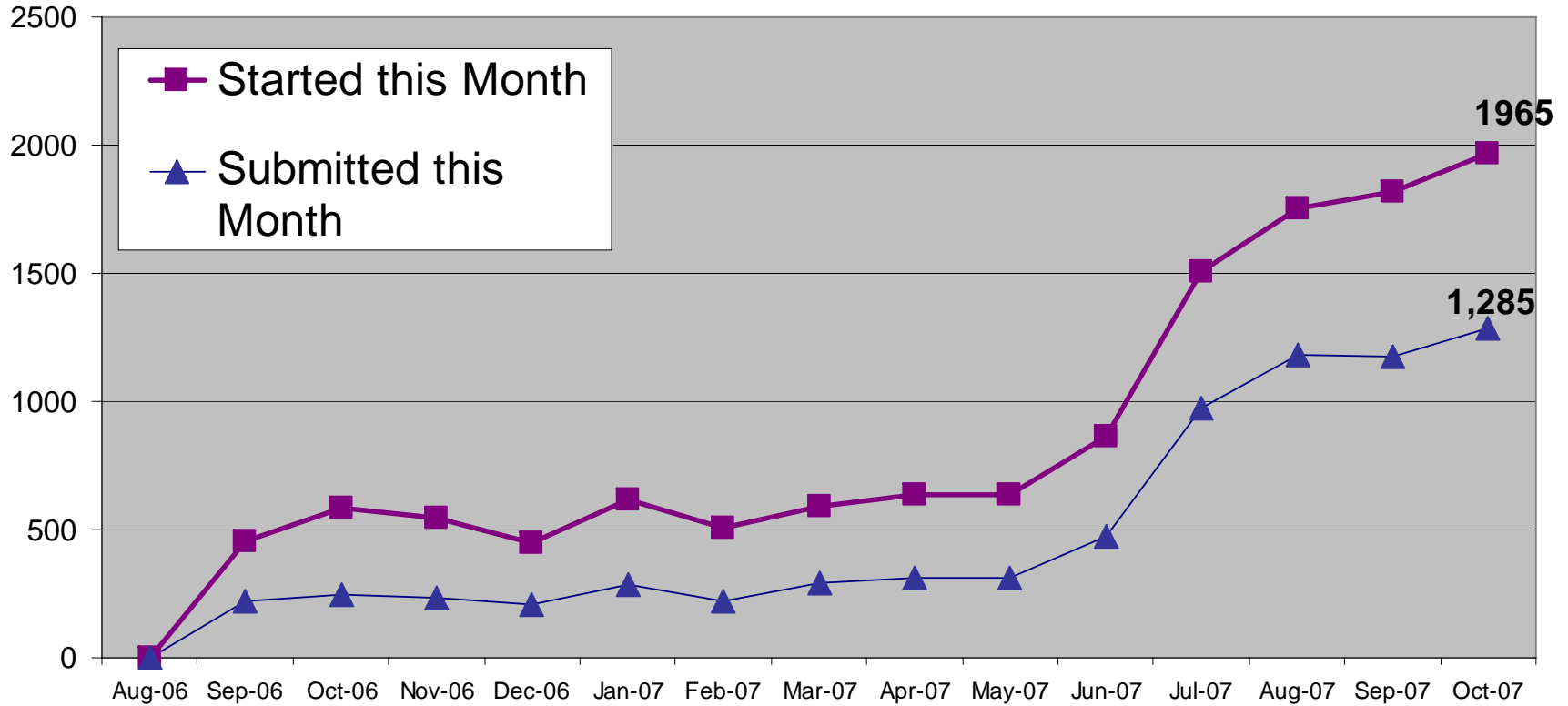
County/Tribe	Count
WASHINGTON COUNTY	442
WAUKESHA COUNTY	1395
WAUPACA COUNTY	276
WAUSHARA COUNTY	129
WINNEBAGO COUNTY	952
WOOD COUNTY	390
<b>Total</b>	<b>45,126</b>

### Usage Statistics for CMB for October

- Total number of times users logged in to CMB: **38,475**  
(i.e., if client X logged in 3 times in one month, we count 3 total logins)
- Total number of distinct users who logged in to CMB: **9,897**  
(i.e., if client X logged in 3 times in one month, we count 1 distinct user)
- Total number of repetitive logins by users: **28,578**  
(i.e., if client X logged in 3 times in one month, we count 2 repetitive logins)

# RMC Summary Information

## Report My Changes (RMC) Report Counts



Started to date: 12,916

Submitted to date: 7,427

## Types of Changes Reported to Date Cumulative

Change Type	Count
CHANGE IN ADDRESS AND/OR PHONE NUMBER	1,920
SOMEONE MOVED INTO HOUSEHOLD (PERSON ADD)	506
SOMEONE MOVED OUT OF HOUSEHOLD	443
SOMEONE DIED	7
SOMEONE GOT MARRIED	124
SOMEONE GOT DIVORCED	4
SOMEONE BECAME PREGNANT	236
SOMEONE'S PREGNANCY ENDED	164
SOMEONE BECAME DISABLED	88
SOMEONE STARTED A TYPE OF JOB OR EMPLOYMENT	2,003
SOMEONE CHANGED A TYPE OF JOB OR EMPLOYMENT	3,033
SOMEONE ENDED A TYPE OF JOB OR EMPLOYMENT	1,517

Change Type	Count
SOMEONE STARTED A TYPE OF UNEARNED INCOME	164
SOMEONE CHANGED A TYPE OF UNEARNED INCOME	148
SOMEONE ENDED A TYPE OF UNEARNED INCOME	216
SOMEONE ADDED A NEW TYPE OF UTILITY	898
SOMEONE STOPPED PAYING A TYPE OF UTILITY	327
SOMEONE ADDED A HOUSING EXPENSE	385
SOMEONE CHANGED A HOUSING EXPENSE	535
SOMEONE ENDED A HOUSING EXPENSE	133

## RMC Usage by County/Tribe

County/Tribe	Count
ADAMS COUNTY	24
ASHLAND COUNTY	4
BADRIVER TRIBE	0
BARRON COUNTY	35
BAYFIELD COUNTY	5
BROWN COUNTY	243
BUFFALO COUNTY	1
BURNETT COUNTY	1
CALUMET COUNTY	10
CHIPPEWA COUNTY	49
CLARK COUNTY	13
COLUMBIA COUNTY	30
CRAWFORD COUNTY	31
DANE COUNTY	706
DODGE COUNTY	39
DOOR COUNTY	6
DOUGLAS COUNTY	25
DUNN COUNTY	46
EAUCLAIRE COUNTY	63
FLORENCE COUNTY	1
FONDDULAC COUNTY	81
FOREST COUNTY	4
GRANT COUNTY	14
GREEN COUNTY	32
GREENLAKE COUNTY	9

County/Tribe	Count
IOWA COUNTY	5
IRON COUNTY	1
JACKSON COUNTY	6
JEFFERSON COUNTY	32
JUNEAU COUNTY	25
KENOSHA COUNTY	249
KEWAUNEE COUNTY	3
LAC DU FLAMBEAU TRIBE	0
LACROSSE COUNTY	103
LAFAYETTE COUNTY	6
LANGLADE COUNTY	8
LINCOLN COUNTY	11
MANITOWOC COUNTY	31
MARATHON COUNTY	120
MARINETTE COUNTY	25
MARQUETTE COUNTY	23
MENOMINEE COUNTY	3
MILWAUKEE COUNTY	3640
MONROE COUNTY	43
OCONTO COUNTY	24
ONEIDA COUNTY	42
ONEIDA TRIBAL COUNCIL	9
OUTAGAMIE COUNTY	187
OZAUKEE COUNTY	43
PEPIN COUNTY	7

Source Data: ACCESS

## RMC Usage by County/Tribe (Continued)

County/Tribe	Count
PIERCE COUNTY	35
POLK COUNTY	27
PORTAGE COUNTY	22
POTAWATOMI	0
PRICE COUNTY	1
RACINE COUNTY	206
REDCLIFF TRIBE	0
RICHLAND COUNTY	6
ROCK COUNTY	167
RUSK COUNTY	10
SAUK COUNTY	32
SAWYER COUNTY	5
SHAWANO COUNTY	15
SHEBOYGAN COUNTY	68
SOKAOGON TRIBE	0
ST.CROIX COUNTY	93
STATE LEVEL AGENCY - CAPO	0
STOCKBRIDGE-MUNSEE TRIBE	0
TAYLOR COUNTY	4
TREMPEALEAU COUNTY	14
VERNON COUNTY	6
VILAS COUNTY	7
WALWORTH COUNTY	95
WASHBURN COUNTY	13

County/Tribe	Count
WASHINGTON COUNTY	53
WAUKESHA COUNTY	214
WAUPACA COUNTY	24
WAUSHARA COUNTY	13
WINNEBAGO COUNTY	135
WOOD COUNTY	44
<b>Total</b>	<b>7,427</b>