

ACCESS TO ELIGIBILITY SUPPORT SERVICES FOR HEALTH AND NUTRITION

Usage and Eligibility Results Report
As of 03/31/2008

Am I Eligible¹

- **Self Assessments**
 - Started to date: **234,788**
 - Average started per month: **13,092²**
 - Completed to date: **218,581**
 - Average completed per month: **12,237²**
- **Households**
 - Number of households found potentially eligible for at least one program: **210,370**
 - Percentage of households who completed the screener that were found eligible for at least one program: **96%**
 - Percentage of households selecting Spanish: **0.81%**
- **Am I Eligible at a Glance**
 - Of the percentage of households found eligible for FoodShare, the average FoodShare value is: **\$165.46**
 - On average, it took between **15 to 20** minutes to complete a self assessment

Check My Benefits³

- Number of MyACCESS accounts created: **82,422 (59,683 unique accounts)**

¹ Cumulative total from August 2004 to present month.

² Average over the last 3 months.

³ Cumulative total from September 2005 to present month.

Apply For Benefits¹ (AFB)

- **Applications**
 - Started to date: **126,166**
 - Average started per month: **11,603²**
 - Submitted to date: **71,741**
 - Average completed per month: **6,191²**
 - Full applications: **60,552**
 - Applications with just filing date: **11,189**
 - Priority Service Eligible: **22%**
- **Applications by Program**
 - FoodShare: **47,617**
 - Priority Service Eligible: **13,563**
 - Not Priority Service Eligible: **34,054**
 - Medicaid: **52,729**
 - Family Planning Waiver: **16,587**

Report My Changes³(RMC)

- **Reports**
 - Started this month: **2,346**
 - Submitted this month: **1,581**

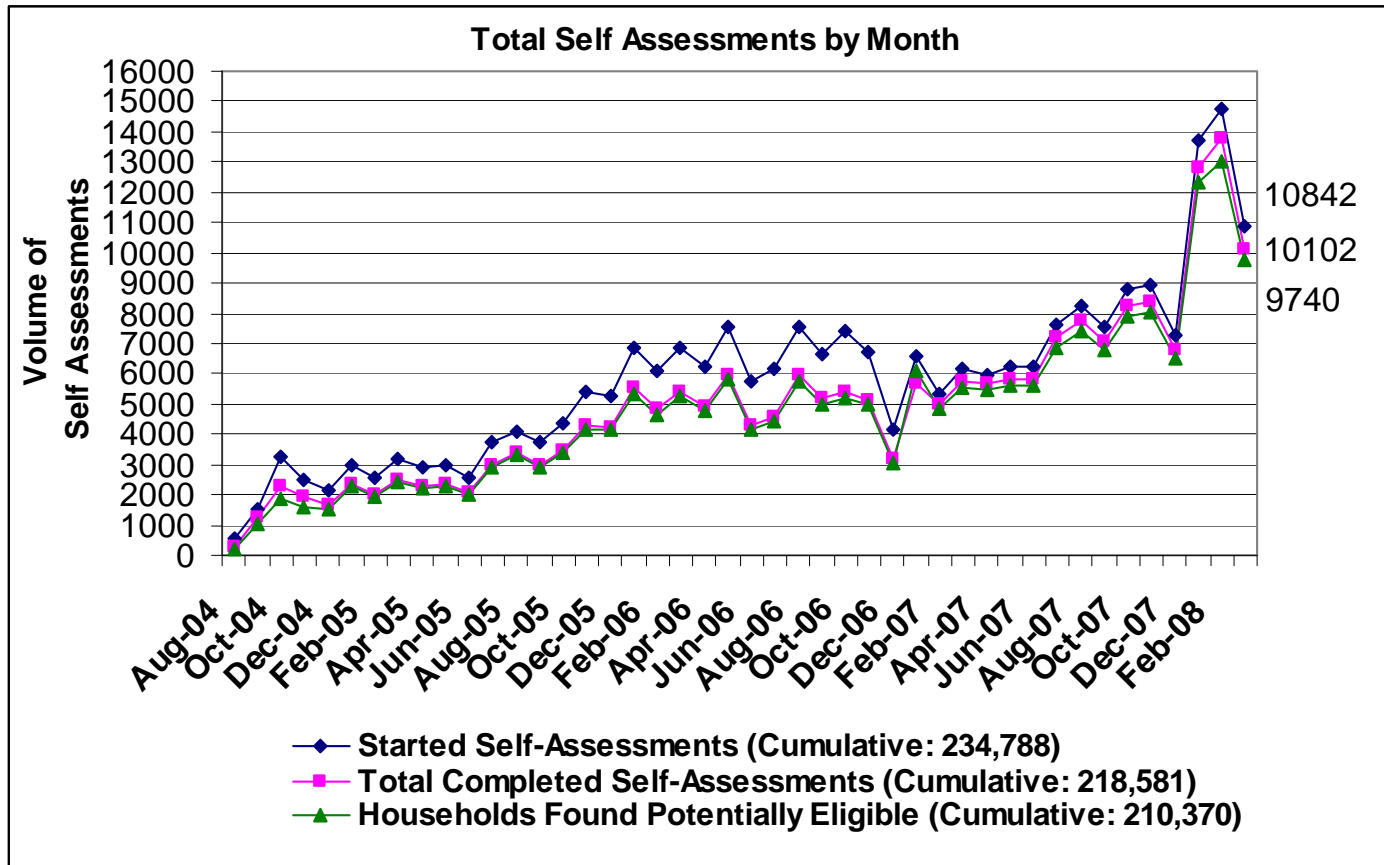
¹ Cumulative totals from June 2006 to present.

² Average over the last 3 months.

³ Cumulative totals from September 2006 to present

Am I Eligible? (AIE)

AIE Self Assessment Statistics



Average self assessments started per month: **13,092**

Average self assessments completed per month: **12,237**

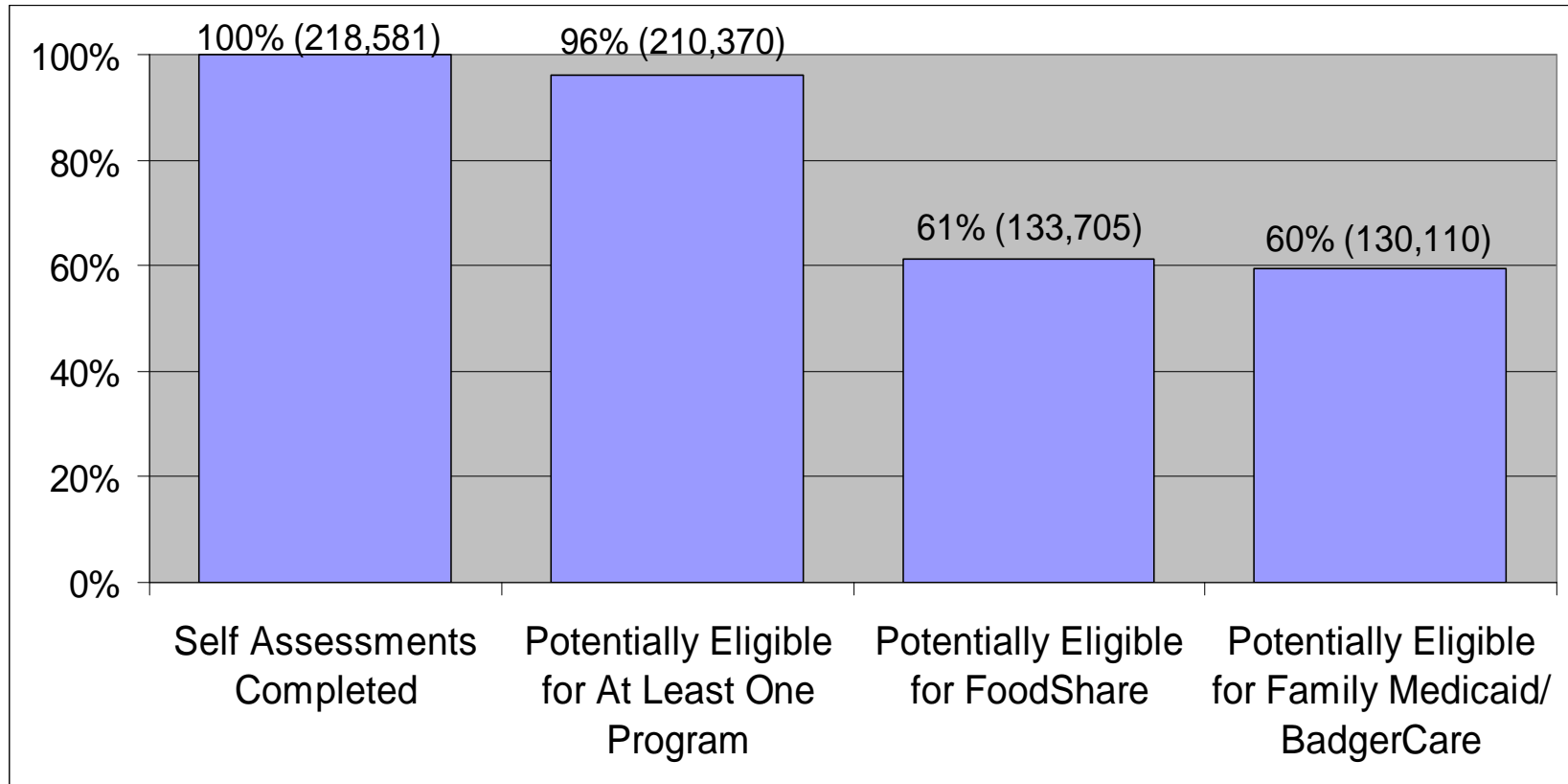
On average, it took between **15 to 20** minutes to complete a self assessment

-August 2004 through November 2004 totals include the Family Medicaid and FoodShare Programs only.

-Beginning in December 2004, totals include the addition of Family Planning Waiver, EBD Medicaid, MPA, Long Term Care, SeniorCare, WIC, School Meals/Summer food, TEFAP, and Tax Credits.

-Beginning in late January 2007, totals include the addition of WHEAP (Wisconsin Home Energy Assistance Program.)

Households Found Potentially Eligible in AIE



Percentage of households selecting Spanish: **0.81%**

Of the percentage of households found eligible for FoodShare, the average FoodShare value is: **\$165.46**

*The numbers include eligibility for Badger Care Plus as of January 12, 2008
See next slide for detailed eligibility breakdown

Source Data: ACCESS

Potential Eligibility in AIE

	Date Available	February 2008	March 2008	Total to Date
FoodShare	08/2004	48%	56%	60%
Family Medicaid and BadgerCare	08/2004	67%	67%	54%
Elderly, Blind, and Disabled Medicaid (EBD)	12/2004	9%	10%	10%
Family Planning Waiver	12/2004	51%	58%	57%
Medicare Premium Assistance Program	12/2004	3%	3%	4%
Long Term Care	12/2004	1%	1%	2%
SeniorCare	08/2004	5%	5%	10%
Women, Infant and Children (WIC)	12/2004	20%	26%	28%
School Meals/Summer Food Service	12/2004	64%	64%	60%
The Emergency Food Assistance Program (TEFAP)	12/2004	53%	62%	64%
Medicare Part D	07/2005	9%	9%	12%
Tax Credits	12/2004	71%	70%	69%
Wisconsin Home Energy Assistance Program (WHEAP)	1/2007	40%	48%	25%

FoodShare, Family MA, BadgerCare, and SeniorCare were available beginning August 2004. Medicare Part D became available in July 2005. WHEAP became available in January 2007. All other programs were made available in December 2004.

This chart represents the current month, the previous month, and the total to date of completed self assessments.

*The numbers include eligibility for Badger Care Plus as of January 12, 2008

AIE Usage by County/Tribe



County/Tribe	Count
ADAMS	1117
ASHLAND	1021
BARRON	2321
BAYFIELD	656
BROWN	8938
BUFFALO	540
BURNETT	547
CALUMET	1342
CHIPPEWA	2981
CLARK	1043
COLUMBIA	2198
CRAWFORD	624
DANE	19903
DODGE	2920
DOOR	905
DOUGLAS	1772
DUNN	2434
EAUCLAIRE	4560
FLORENCE	217
FONDDULAC	3249
FOREST	440

County/Tribe	Count
GRANT	1840
GREEN	1562
GREENLAKE	591
IOWA	668
IRON	294
JACKSON	893
JEFFERSON	2744
JUNEAU	1370
KENOSHA	7417
KEWAUNEE	458
LACROSSE	5150
LAFAYETTE	476
LANGLADE	676
LINCOLN	857
MANITOWOC	2309
MARATHON	4395
MARINETTE	1845
MARQUETTE	712
MENOMINEE	192
MILWAUKEE	40380
MONROE	2195

AIE Usage by County/Tribe (Continued)



County/Tribe	Count
OCONTO	2007
ONEIDA	1744
OUTAGAMIE	6911
OZAUKEE	2049
PEPIN	300
PIERCE	1659
POLK	1952
PORTAGE	2819
PRICE	593
RACINE	6241
RICHLAND	764
ROCK	8684
RUSK	717
SAUK	2453
SAWYER	705
SHAWANO	1685

County/Tribe	Count
SHEBOYGAN	2919
ST. CROIX	4182
TAYLOR	543
TREMPEALEAU	947
VERNON	972
VILAS	834
WALWORTH	3758
WASHBURN	635
WASHINGTON	3243
WAUKESHA	10667
WAUPACA	1863
WAUSHARA	1046
WINNEBAGO	6122
WOOD	3370
UNKNOWN	15652

Source Data: ACCESS

Apply for Benefits (AFB)

ACCESS AFB Usage by County/Tribe



County/Tribe	# of Submitted Applications
ADAMS	225
ASHLAND	146
BAD RIVER	16
BARRON	872
BAYFIELD	144
BROWN	3038
BUFFALO	101
BURNETT	125
CALUMET	333
CHIPPEWA	483
CLARK	242
COLUMBIA	578
CRAWFORD	174
DANE	7783
DODGE	578
DOOR	109
DOUGLAS	425
DUNN	762
EAU CLAIRE	871
FLORENCE	32
FOND DU LAC	1222

County/Tribe	# of Submitted Applications
FOREST	53
GRANT	299
GREEN	584
GREEN LAKE	170
IOWA	98
IRON	26
JACKSON	134
JEFFERSON	522
JUNEAU	309
KENOSHA	3322
KEWAUNEE	73
LA CROSSE	1846
LAC DU FLAMBEAU	11
LAFAYETTE	77
LANGLADE	136
LINCOLN	205
MANITOWOC	725
MARATHON	1408
MARINETTE	476
MARQUETTE	240
MENOMINEE	11

ACCESS AFB Usage by County/Tribe (Continued)

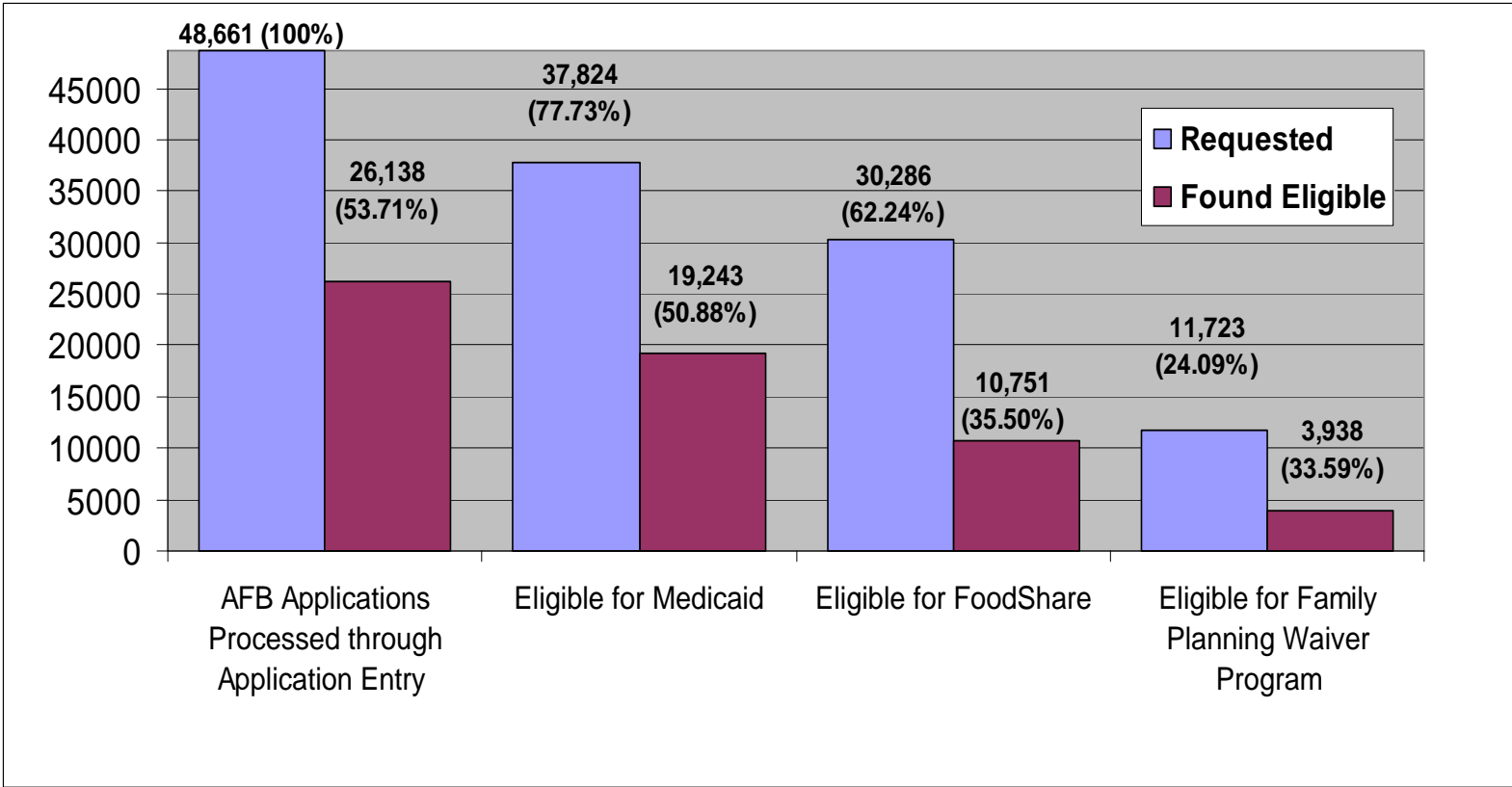


County/Tribe	# of Submitted Applications
MENOMINEE TRIBE	1
MILWAUKEE	18720
MONROE	540
OCONTO	248
ONEIDA	888
ONEIDA NATION	56
OUTAGAMIE	2100
OZAUKEE	651
PEPIN	49
PIERCE	630
POLK	430
PORTAGE	850
POTAWATOMI	2
PRICE	51
RACINE	1908
RED CLIFF	7
RICHLAND	100
ROCK	2525
RUSK	127
SAUK	511
SAWYER	100

County/Tribe	# of Submitted Applications
SHAWANO	292
SHEBOYGAN	562
SOKAOGON	28
ST CROIX	1718
ST CROIX TRIBE	1
STOCKBRIDGE-MUNSEE	5
TAYLOR	95
TREMPEALEAU	263
VERNON	186
VILAS	162
WALWORTH	1440
WASHBURN	142
WASHINGTON	727
WAUKESHA	3513
WAUPACA	428
WAUSHARA	162
WINNEBAGO	1920
WOOD	619
TOTAL (submitted to date)	71,741

Source Data: ACCESS

Eligibility Results of the Applications Submitted from ACCESS



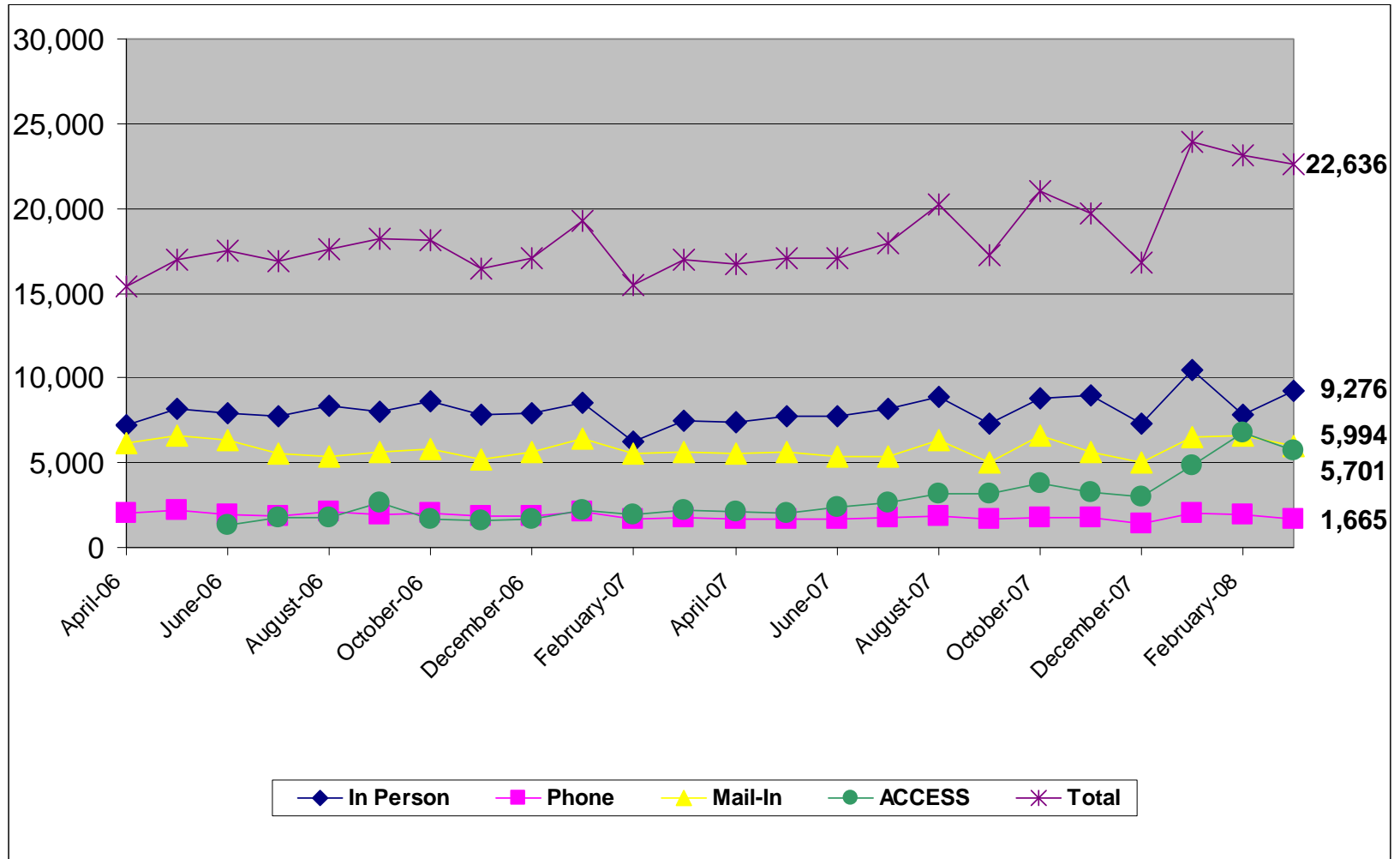
“AFB Applications Processed through Application Entry” indicates the number of ACCESS AFB applications for which the Application Entry process is complete for the case and eligibility has been run.

Source Data: CARES

CARES RFA Information



Medicaid, FoodShare and Family Planning Waiver Program RFA Counts by Contact Method



Source Data: CARES

- **Application Statistics**
 - Started to date: **126,166**
 - Average started per month: **11,603**
 - Submitted to date: **71,741**
 - Average completed per month: **6,191**
 - Full applications: **60,552**
 - Applications with just filing date: **11,189**
 - Priority Service Eligible: **22%**
 - Health care applications received this month with an elderly, blind, disabled or potentially disabled household member: **798**
- **Applications Submitted by Program**
 - FoodShare: **47,617**
 - Priority Service Eligible: **13,563**
 - Not Priority Service Eligible: **34,054**
 - Medicaid: **52,729**
 - Family Planning Waiver: **16,587**
- **Help With Applications:**
 - Applied at Community Access Point: **1.91%**
 - Applied with the help of a friend or family member: **1.33%**
 - Applied with the help of a staff person or volunteer at an agency: **1.18%**
 - Authorized representative applied: **1.29%**
 - Legal Guardian applied: **0.75%**
 - Power of Attorney applied: **0.30%**

- **FoodShare Benefit Amount**
 - Of those eligible for FoodShare, the average FoodShare value is: **\$213.27**
- **Answers to the FoodShare Interview Question**
 - Number of applications that requested a phone interview: **24,111**
 - Number of applications that requested an in person interview: **27,501**
 - Number of applications that did not answer: **2,580**
- **Hardship Reasons**
 - I am elderly, blind or disabled: **3.23%**
 - I work during regular business hours: **14.23%**
 - I have limited transportation or difficulty getting to the office: **16.40%**
 - I have school or training during regular business hours: **4.63%**
 - I am caring for another person in my household: **3.19%**
 - I do not have child care: **7.61%**
 - I am not comfortable going to the local agency: **4.90%**
 - I am ill and unable to go to the local agency: **1.61%**
 - There is severe weather in my area: **0.49%**
 - Other: **5.09%**

**Check My Benefits (CMB)
and
Report My Changes (RMC)**

MyACCESS Account Breakdown by County/Tribe (CMB/RMC)



County/Tribe	Count
ADAMS COUNTY	167
ASHLAND COUNTY	156
BADRIVER TRIBE	16
BARRON COUNTY	450
BAYFIELD COUNTY	75
BROWN COUNTY	2195
BUFFALO COUNTY	81
BURNETT COUNTY	112
CALUMET COUNTY	213
CHIPPEWA COUNTY	562
CLARK COUNTY	175
COLUMBIA COUNTY	386
CRAWFORD COUNTY	180
DANE COUNTY	3655
DODGE COUNTY	448
DOOR COUNTY	142
DOUGLAS COUNTY	333
DUNN COUNTY	535
EAUCLAIRE COUNTY	718
FLORENCE COUNTY	36
FONDDULAC COUNTY	846
FOREST COUNTY	75
GRANT COUNTY	282
GREEN COUNTY	215
GREENLAKE COUNTY	110

County/Tribe	Count
IOWA COUNTY	109
IRON COUNTY	42
JACKSON COUNTY	112
JEFFERSON COUNTY	460
JUNEAU COUNTY	230
KENOSHA COUNTY	2489
KEWAUNEE COUNTY	97
LAC DU FLAMBEAU TRIBE	28
LACROSSE COUNTY	763
LAFAYETTE COUNTY	74
LANGLADE COUNTY	184
LINCOLN COUNTY	178
MANITOWOC COUNTY	424
MARATHON COUNTY	874
MARINETTE COUNTY	358
MARQUETTE COUNTY	140
MENOMINEE COUNTY	30
MILWAUKEE COUNTY	23899
MONROE COUNTY	419
OCONTO COUNTY	259
ONEIDA COUNTY	435
ONEIDA TRIBAL COUNCIL	67
OUTAGAMIE COUNTY	1364
OZAUKEE COUNTY	359
PEPIN COUNTY	35

MyACCESS Account Breakdown by County/Tribe (CMB/RMC, Continued)

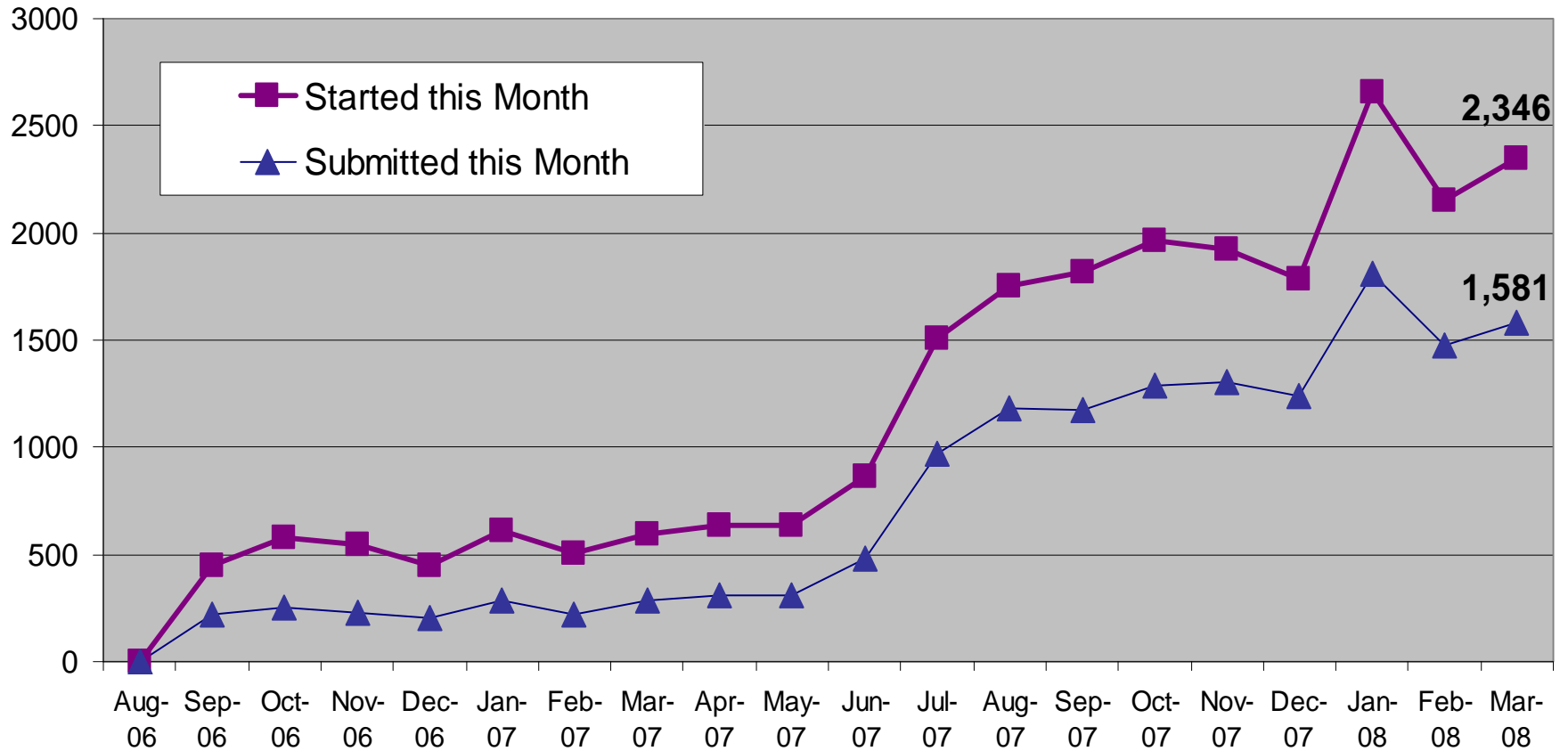
County/Tribe	Count
PIERCE COUNTY	280
POLK COUNTY	354
PORTAGE COUNTY	492
POTAWATOMI	1
PRICE COUNTY	63
RACINE COUNTY	1961
REDCLIFF TRIBE	26
RICHLAND COUNTY	100
ROCK COUNTY	1690
RUSK COUNTY	133
SAUK COUNTY	403
SAWYER COUNTY	107
SHAWANO COUNTY	276
SHEBOYGAN COUNTY	759
SOKAOGON TRIBE	6
ST.CROIX COUNTY	629
STATE LEVEL AGENCY - CAPO	440
STOCKBRIDGE-MUNSEE TRIBE	12
TAYLOR COUNTY	65
TREMPEALEAU COUNTY	260
VERNON COUNTY	147
VILAS COUNTY	104
WALWORTH COUNTY	796
WASHBURN COUNTY	130

County/Tribe	Count
WASHINGTON COUNTY	602
WAUKESHA COUNTY	1846
WAUPACA COUNTY	402
WAUSHARA COUNTY	173
WINNEBAGO COUNTY	1275
WOOD COUNTY	559
Total	59,683

Usage Statistics for CMB for March

- Total number of times users logged in to CMB: **45,855**
(i.e., if client X logged in 3 times in one month, we count 3 total logins)
- Total number of distinct users who logged in to CMB: **12,986**
(i.e., if client X logged in 3 times in one month, we count 1 distinct user)
- Total number of repetitive logins by users: **32,869**
(i.e., if client X logged in 3 times in one month, we count 2 repetitive logins)

Report My Changes (RMC) Report Counts



Started to date: 23,791

Submitted to date: 14,831

Types of Changes Reported to Date Cumulative



Change Type	Count
CHANGE IN ADDRESS AND/OR PHONE NUMBER	4874
SOMEONE MOVED INTO HOUSEHOLD (PERSON ADD)	1258
SOMEONE MOVED OUT OF HOUSEHOLD	1024
SOMEONE DIED	15
SOMEONE GOT MARRIED	261
SOMEONE GOT DIVORCED	18
SOMEONE BECAME PREGNANT	600
SOMEONE'S PREGNANCY ENDED	438
SOMEONE BECAME DISABLED	209
SOMEONE STARTED A TYPE OF JOB OR EMPLOYMENT	3254
SOMEONE CHANGED A TYPE OF JOB OR EMPLOYMENT	3731
SOMEONE ENDED A TYPE OF JOB OR EMPLOYMENT	3798

Change Type	Count
SOMEONE STARTED A TYPE OF UNEARNED INCOME	389
SOMEONE CHANGED A TYPE OF UNEARNED INCOME	354
SOMEONE ENDED A TYPE OF UNEARNED INCOME	611
SOMEONE ADDED A NEW TYPE OF UTILITY	2254
SOMEONE STOPPED PAYING A TYPE OF UTILITY	784
SOMEONE ADDED A HOUSING EXPENSE	995
SOMEONE CHANGED A HOUSING EXPENSE	1295
SOMEONE ENDED A HOUSING EXPENSE	348

RMC Usage by County/Tribe

County/Tribe	Count
ADAMS COUNTY	45
ASHLAND COUNTY	14
BADRIVER TRIBE	0
BARRON COUNTY	66
BAYFIELD COUNTY	11
BROWN COUNTY	507
BUFFALO COUNTY	3
BURNETT COUNTY	4
CALUMET COUNTY	17
CHIPPEWA COUNTY	79
CLARK COUNTY	17
COLUMBIA COUNTY	60
CRAWFORD COUNTY	48
DANE COUNTY	1239
DODGE COUNTY	85
DOOR COUNTY	22
DOUGLAS COUNTY	54
DUNN COUNTY	81
EAUCLAIRE COUNTY	125
FLORENCE COUNTY	2
FONDDULAC COUNTY	131
FOREST COUNTY	9
GRANT COUNTY	37
GREEN COUNTY	52
GREENLAKE COUNTY	11

County/Tribe	Count
IOWA COUNTY	14
IRON COUNTY	4
JACKSON COUNTY	10
JEFFERSON COUNTY	72
JUNEAU COUNTY	57
KENOSHA COUNTY	485
KEWAUNEE COUNTY	3
LAC DU FLAMBEAU TRIBE	1
LACROSSE COUNTY	197
LAFAYETTE COUNTY	5
LANGLADE COUNTY	24
LINCOLN COUNTY	28
MANITOWOC COUNTY	67
MARATHON COUNTY	220
MARINETTE COUNTY	65
MARQUETTE COUNTY	29
MENOMINEE COUNTY	3
MILWAUKEE COUNTY	7451
MONROE COUNTY	89
OCONTO COUNTY	39
ONEIDA COUNTY	72
ONEIDA TRIBAL COUNCIL	15
OUTAGAMIE COUNTY	349
OZAUKEE COUNTY	90
PEPIN COUNTY	9

RMC Usage by County/Tribe (Continued)



County/Tribe	Count
PIERCE COUNTY	61
POLK COUNTY	57
PORTAGE COUNTY	44
POTAWATOMI	0
PRICE COUNTY	6
RACINE COUNTY	426
REDCLIFF TRIBE	5
RICHLAND COUNTY	15
ROCK COUNTY	329
RUSK COUNTY	20
SAUK COUNTY	77
SAWYER COUNTY	22
SHAWANO COUNTY	39
SHEBOYGAN COUNTY	130
SOKAOGON TRIBE	6
ST.CROIX COUNTY	181
STATE LEVEL AGENCY - CAPO	0
STOCKBRIDGE-MUNSEE TRIBE	0
TAYLOR COUNTY	5
TREMPEALEAU COUNTY	38
VERNON COUNTY	15
VILAS COUNTY	12
WALWORTH COUNTY	172
WASHBURN COUNTY	20

County/Tribe	Count
WASHINGTON COUNTY	117
WAUKESHA COUNTY	442
WAUPACA COUNTY	73
WAUSHARA COUNTY	23
WINNEBAGO COUNTY	279
WOOD COUNTY	100
Total	14,831