



ACCESS TO ELIGIBILITY SUPPORT SERVICES FOR HEALTH AND NUTRITION

Usage and Eligibility Results Report
As of 04/30/2008

ACCESS Report Summary

Am I Eligible¹

- **Self Assessments**

- Started to date: **246,491**
- Average started per month: **12,428²**
- Completed to date: **229,542**
- Average completed per month: **11,614²**

- **Households**

- Number of households found potentially eligible for at least one program: **220,896**
- Percentage of households who completed the screener that were found eligible for at least one program: **96%**
- Percentage of households selecting Spanish: **0.91%**

- **Am I Eligible at a Glance**

- Of the percentage of households found eligible for FoodShare, the average FoodShare value is: **\$165.83**
- On average, it took between **15 to 20** minutes to complete a self assessment

Check My Benefits³

- Number of MyACCESS accounts created: **88,621 (63,568 unique accounts)**

¹ Cumulative total from August 2004 to present month.

² Average over the last 3 months.

³ Cumulative total from September 2005 to present month.

ACCESS Report Summary (Continued)

Apply For Benefits¹ (AFB)

- **Applications**
 - Started to date: **139,341**
 - Average started per month: **12,327²**
 - Submitted to date: **79,166**
 - Average completed per month: **6,782²**
 - Full applications: **66,770**
 - Applications with just filing date: **12,396**
 - Priority Service Eligible: **23%**
- **Applications by Program**
 - FoodShare: **52,541**
 - Priority Service Eligible: **15,241**
 - Not Priority Service Eligible: **37,300**
 - Health Care: **58,156**
 - Family Planning Services: **17,980**

Report My Changes³(RMC)

- **Reports**
 - Started this month: **3,050**
 - Submitted this month: **2,089**

¹ Cumulative totals from June 2006 to present.

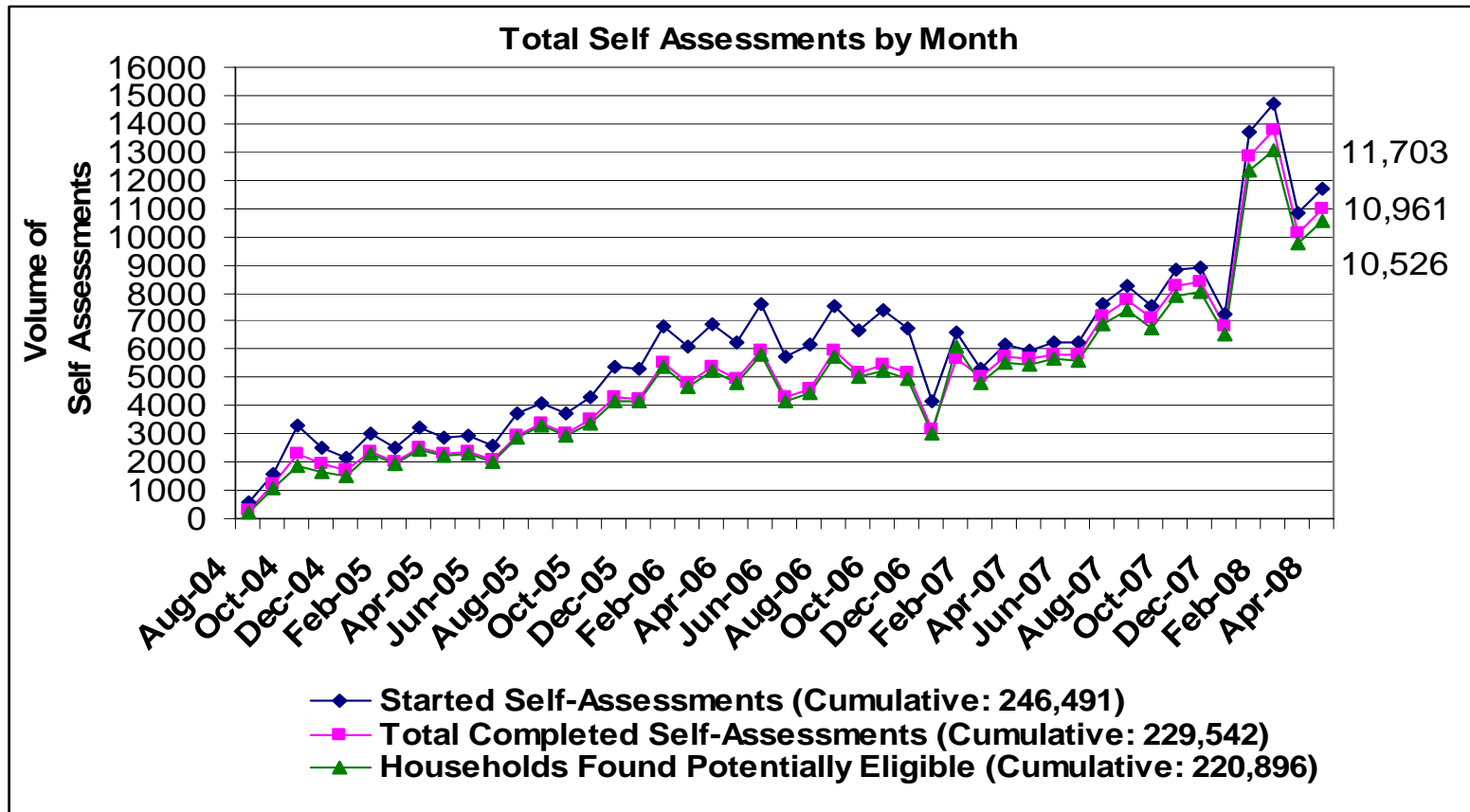
² Average over the last 3 months.

³ Cumulative totals from September 2006 to present



Am I Eligible? (AIE)

AIE Self Assessment Statistics



Average self assessments started per month: **12,428**

Average self assessments completed per month: **11,614**

On average, it took between **15 to 20** minutes to complete a self assessment

-August 2004 through November 2004 totals include the Family Medicaid and FoodShare Programs only.

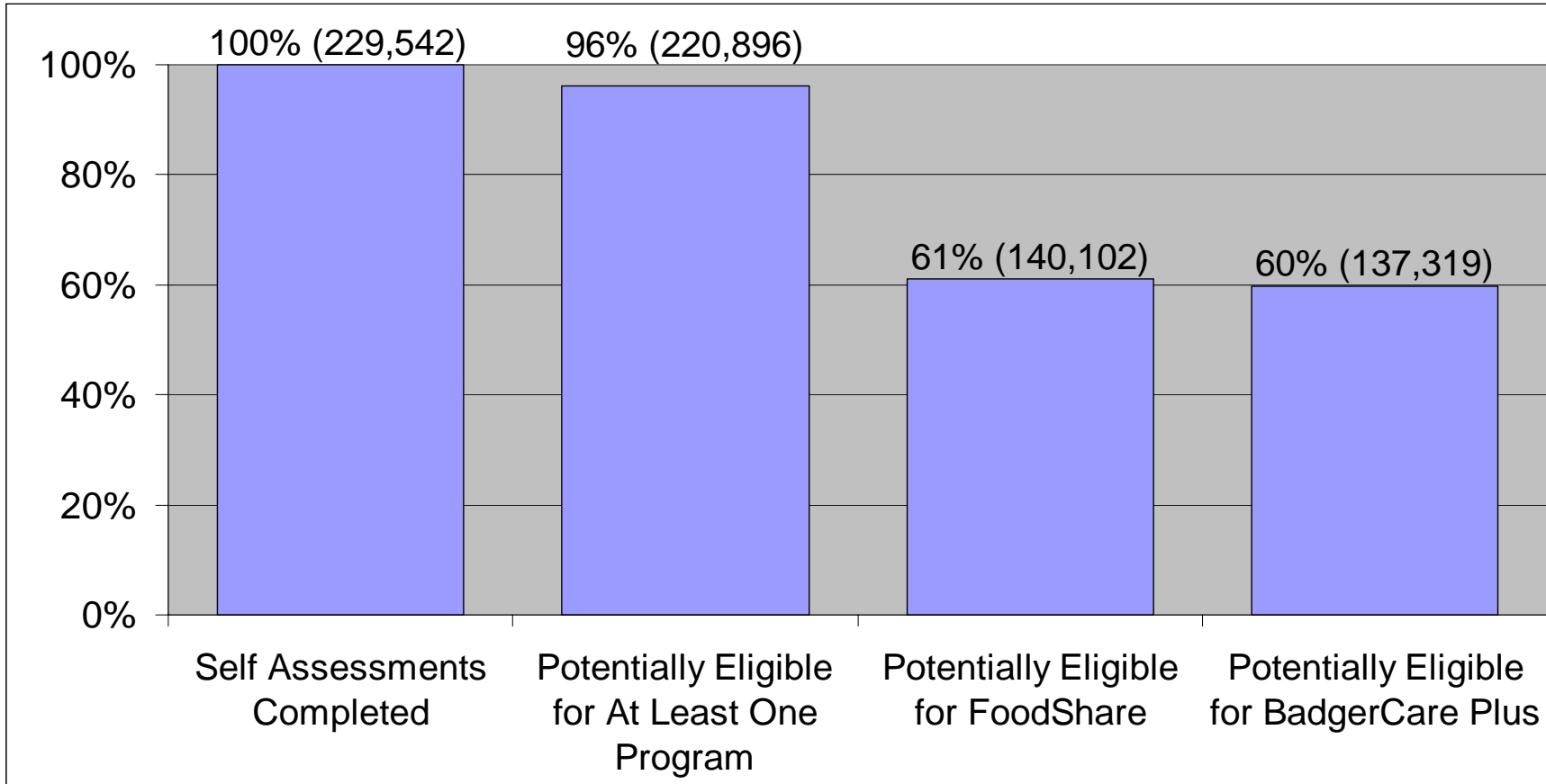
-Beginning in December 2004, totals include the addition of Family Planning Services, Medicaid (EBD), MPA, Long Term Care, SeniorCare, WIC, School Meals/Summer food, TEFAP, and Tax Credits.

-Beginning in late January 2007, totals include the addition of WHEAP (Wisconsin Home Energy Assistance Program.)

-As of January 2008, Family Medicaid and BadgerCare changed to BadgerCare Plus, Family Planning Waiver changed to Family Planning Services and EBD Medicaid changed to Medicaid.

Source Data: ACCESS

Households Found Potentially Eligible in AIE



Percentage of households selecting Spanish: **0.91%**

Of the percentage of households found eligible for FoodShare, the average FoodShare value is:
\$165.83

*The numbers include eligibility for BadgerCare Plus as of January 12, 2008

See next slide for detailed eligibility breakdown

*Prior to January 11, 2008, the numbers included eligibility for Family Medicaid and BadgerCare

Source Data: ACCESS

Potential Eligibility in AIE

	Date Available	March 2008	April 2008	Total to Date
FoodShare	08/2004	56%	58%	60%
BadgerCare Plus (prior to January 11, 2008, this was Family Medicaid and BadgerCare)	08/2004	67%	66%	55%
Medicaid (Elderly, Blind, and Disabled (EBD))	12/2004	10%	10%	10%
Family Planning Services	12/2004	58%	59%	57%
Medicare Premium Assistance Program	12/2004	3%	3%	4%
Long Term Care	12/2004	1%	1%	2%
SeniorCare	08/2004	5%	5%	10%
Women, Infant and Children (WIC)	12/2004	26%	27%	28%
School Meals/Summer Food Service	12/2004	64%	63%	60%
The Emergency Food Assistance Program (TEFAP)	12/2004	62%	64%	64%
Medicare Part D	07/2005	9%	9%	12%
Tax Credits	12/2004	70%	68%	69%
Wisconsin Home Energy Assistance Program (WHEAP)	1/2007	48%	50%	27%

FoodShare, Family MA, BadgerCare, and SeniorCare were available beginning August 2004. Medicare Part D became available in July 2005. WHEAP became available in January 2007. All other programs were made available in December 2004. As of January 2008, Family Medicaid and BadgerCare changed to BadgerCare Plus.

This chart represents the current month, the previous month, and the total to date of completed self assessments.

Source Data: ACCESS

AIE Usage by County/Tribe

County/Tribe	Count
ADAMS	1161
ASHLAND	1062
BARRON	2431
BAYFIELD	685
BROWN	9398
BUFFALO	564
BURNETT	571
CALUMET	1388
CHIPPEWA	3125
CLARK	1090
COLUMBIA	2301
CRAWFORD	657
DANE	20826
DODGE	3064
DOOR	964
DOUGLAS	1850
DUNN	2537
EAUCLAIRE	4810
FLORENCE	225
FONDDULAC	3402
FOREST	459

County/Tribe	Count
GRANT	1923
GREEN	1621
GREENLAKE	619
IOWA	707
IRON	311
JACKSON	932
JEFFERSON	2869
JUNEAU	1435
KENOSHA	7794
KEWAUNEE	483
LACROSSE	5356
LAFAYETTE	505
LANGLADE	707
LINCOLN	902
MANITOWOC	2404
MARATHON	4628
MARINETTE	1914
MARQUETTE	751
MENOMINEE	194
MILWAUKEE	42964
MONROE	2308

AIE Usage by County/Tribe (Continued)

County/Tribe	Count
OCONTO	2101
ONEIDA	1859
OUTAGAMIE	7232
OZAUKEE	2158
PEPIN	308
PIERCE	1723
POLK	2042
PORTAGE	2990
PRICE	614
RACINE	6551
RICHLAND	804
ROCK	9066
RUSK	739
SAUK	2577
SAWYER	740
SHAWANO	1756

County/Tribe	Count
SHEBOYGAN	3055
ST. CROIX	4311
TAYLOR	571
TREMPEALEAU	995
VERNON	1018
VILAS	874
WALWORTH	3944
WASHBURN	669
WASHINGTON	3425
WAUKESHA	11151
WAUPACA	1945
WAUSHARA	1079
WINNEBAGO	6376
WOOD	3518
UNKNOWN	16403

Source Data: ACCESS



Apply for Benefits (AFB)

ACCESS AFB Usage by County/Tribe

County/Tribe	# of Submitted Applications
ADAMS	234
ASHLAND	156
BAD RIVER	21
BARRON	938
BAYFIELD	158
BROWN	3339
BUFFALO	117
BURNETT	142
CALUMET	358
CHIPPEWA	526
CLARK	267
COLUMBIA	623
CRAWFORD	187
DANE	8563
DODGE	635
DOOR	119
DOUGLAS	455
DUNN	808
EAU CLAIRE	958
FLORENCE	37
FOND DU LAC	1319

County/Tribe	# of Submitted Applications
FOREST	57
GRANT	329
GREEN	623
GREEN LAKE	181
IOWA	105
IRON	27
JACKSON	141
JEFFERSON	577
JUNEAU	346
KENOSHA	3553
KEWAUNEE	83
LA CROSSE	1984
LAC DU FLAMBEAU	13
LAFAYETTE	92
LANGLADE	146
LINCOLN	217
MANITOWOC	777
MARATHON	1527
MARINETTE	519
MARQUETTE	253
MENOMINEE	11

Source Data: ACCESS 11

ACCESS AFB Usage by County/Tribe (Continued)

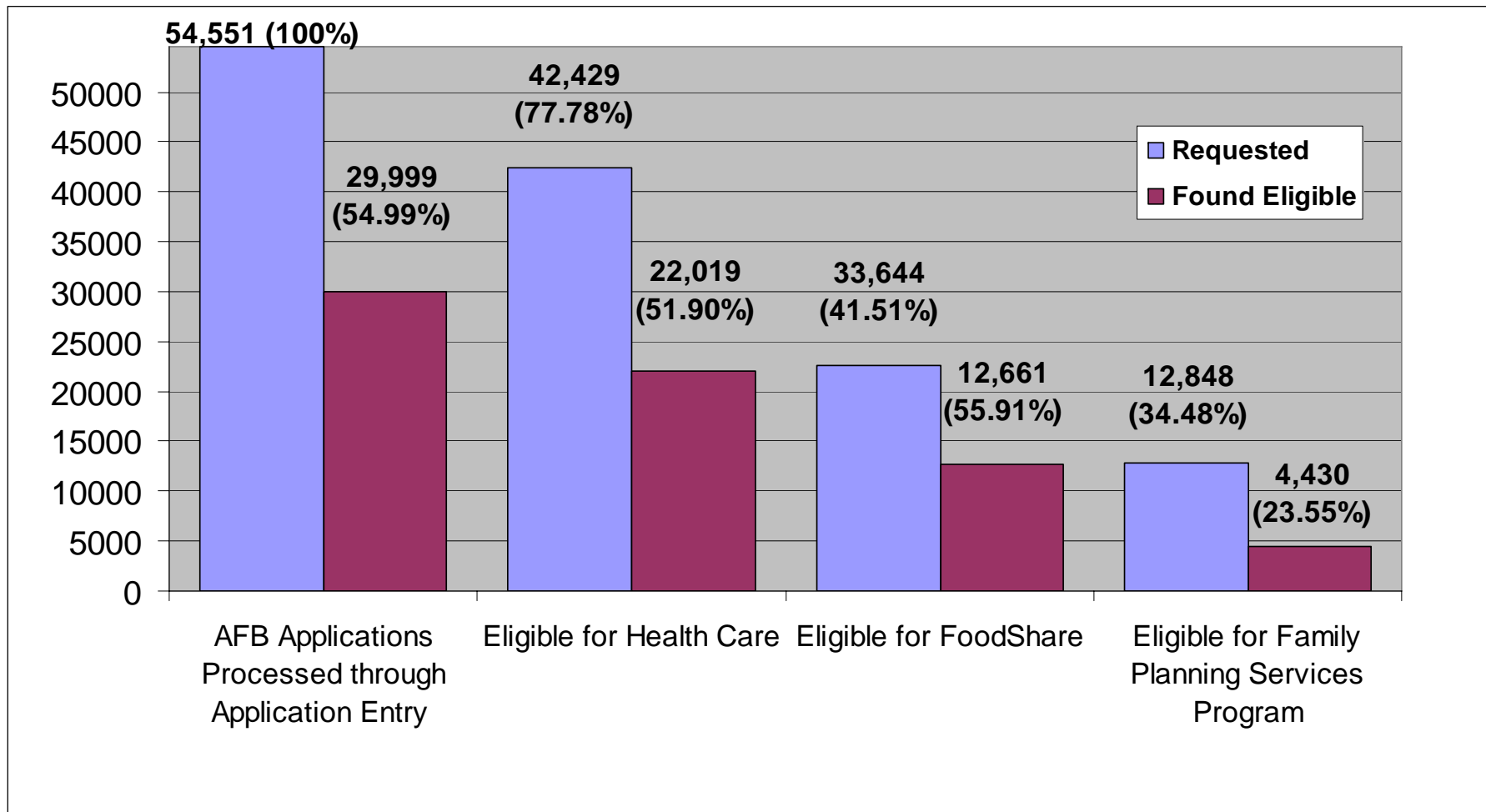
County/Tribe	# of Submitted Applications
MENOMINEE TRIBE	1
MILWAUKEE	21521
MONROE	596
OCONTO	294
ONEIDA	931
ONEIDA NATION	59
OUTAGAMIE	2299
OZAUKEE	698
PEPIN	54
PIERCE	674
POLK	477
PORTAGE	915
POTAWATOMI	3
PRICE	62
RACINE	2081
RED CLIFF	8
RICHLAND	112
ROCK	2739
RUSK	139
SAUK	561
SAWYER	110

County/Tribe	# of Submitted Applications
SHAWANO	331
SHEBOYGAN	628
SOKAOGON	31
ST CROIX	1845
ST CROIX TRIBE	1
STOCKBRIDGE-MUNSEE	6
TAYLOR	101
TREMPEALEAU	300
VERNON	200
VILAS	174
WALWORTH	1530
WASHBURN	158
WASHINGTON	809
WAUKESHA	3765
WAUPACA	475
WAUSHARA	177
WINNEBAGO	2103
WOOD	677
TOTAL (submitted to date)	79,166

Source Data: ACCESS

CARES / AFB Eligibility Results

Eligibility Results of the Applications Submitted from ACCESS

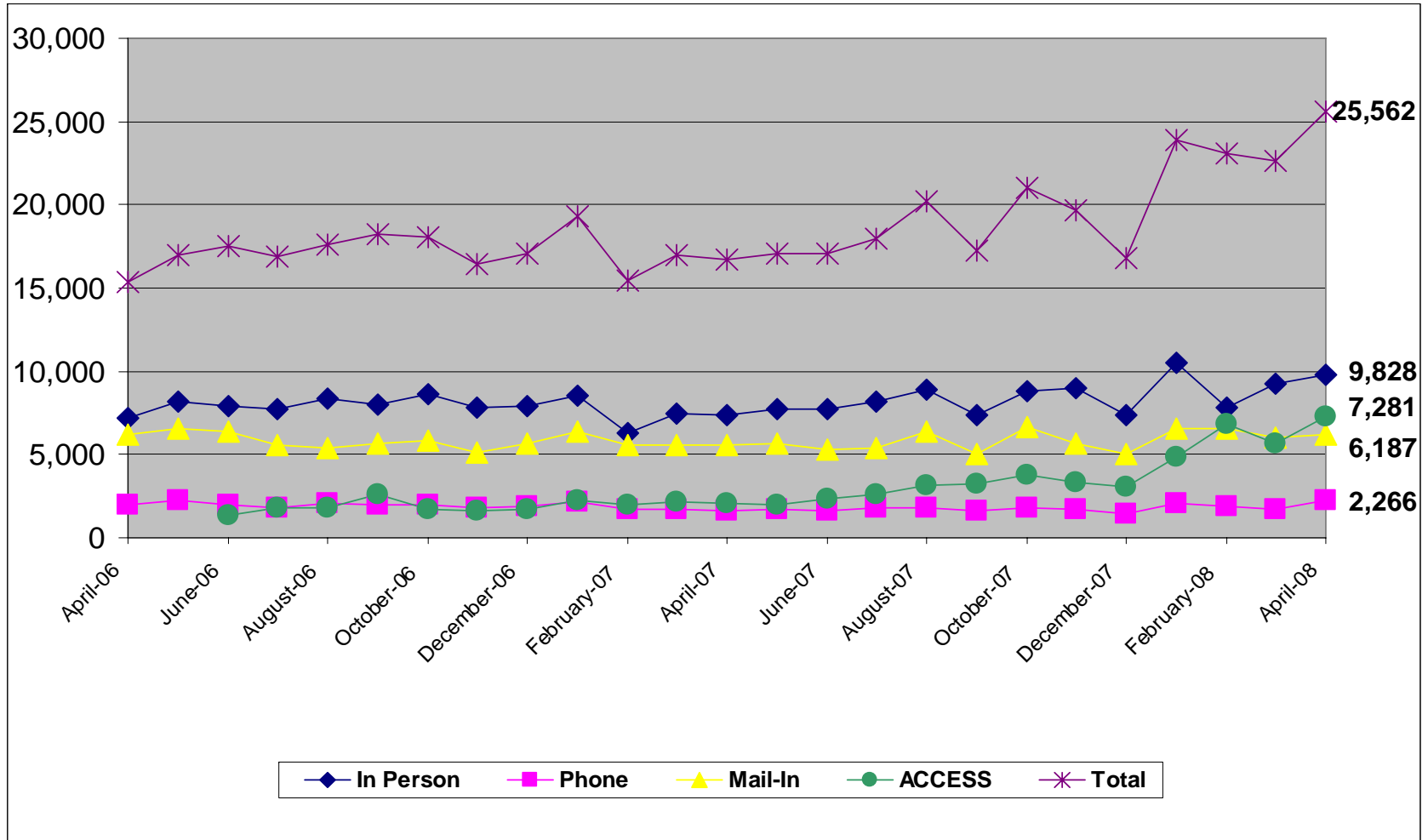


“AFB Applications Processed through Application Entry” indicates the number of ACCESS AFB applications for which the Application Entry process is complete for the case and eligibility has been run.

Source Data: CARES

CARES RFA Information

Health Care, FoodShare and Family Planning Services Program RFA Counts by Contact Method



Source Data: CARES

AFB Summary Information

- **Application Statistics**
 - Started to date: **139,341**
 - Average started per month: **12,327**
 - Submitted to date: **79,166**
 - Average completed per month: **6,782**
 - Full applications: **66,770**
 - Applications with just filing date: **12,396**
 - Priority Service Eligible: **23%**
 - Health care applications received this month with an elderly, blind, disabled or potentially disabled household member: **927**
- **Applications Submitted by Program**
 - FoodShare: **52,547**
 - Priority Service Eligible: **15,241**
 - Not Priority Service Eligible: **37,300**
 - Health Care: **58,156**
 - Family Planning Services: **17,980**
- **Help With Applications:**
 - Applied at Community Access Point: **2.53%**
 - Applied with the help of a friend or family member: **1.35%**
 - Applied with the help of a staff person or volunteer at an agency: **1.34%**
 - Authorized representative applied: **1.27%**
 - Legal Guardian applied: **0.73%**
 - Power of Attorney applied: **0.31%**

AFB Summary Information

- **FoodShare Benefit Amount**
 - Of those eligible for FoodShare, the average FoodShare value is: **\$211.69**
- **Answers to the FoodShare Interview Question**
 - Number of applications that requested a phone interview: **26,598**
 - Number of applications that requested an in person interview: **30,606**
 - Number of applications that did not answer: **2,852**
- **Hardship Reasons**
 - I am elderly, blind or disabled: **3.21%**
 - I work during regular business hours: **14.21%**
 - I have limited transportation or difficulty getting to the office: **16.61%**
 - I have school or training during regular business hours: **4.59%**
 - I am caring for another person in my household: **3.09%**
 - I do not have child care: **7.54%**
 - I am not comfortable going to the local agency: **4.91%**
 - I am ill and unable to go to the local agency: **1.60%**
 - There is severe weather in my area: **0.45%**
 - Other: **5.13%**



**Check My Benefits (CMB)
and
Report My Changes (RMC)**

MyACCESS Account Breakdown by County/Tribe (CMB/RMC)

County/Tribe	Count
ADAMS COUNTY	180
ASHLAND COUNTY	161
BADRIVER TRIBE	17
BARRON COUNTY	478
BAYFIELD COUNTY	81
BROWN COUNTY	2329
BUFFALO COUNTY	85
BURNETT COUNTY	118
CALUMET COUNTY	228
CHIPPEWA COUNTY	586
CLARK COUNTY	187
COLUMBIA COUNTY	400
CRAWFORD COUNTY	190
DANE COUNTY	3824
DODGE COUNTY	475
DOOR COUNTY	147
DOUGLAS COUNTY	347
DUNN COUNTY	560
EAUCLAIRE COUNTY	753
FLORENCE COUNTY	38
FONDDULAC COUNTY	889
FOREST COUNTY	80
GRANT COUNTY	295
GREEN COUNTY	228
GREENLAKE COUNTY	115

County/Tribe	Count
IOWA COUNTY	120
IRON COUNTY	46
JACKSON COUNTY	117
JEFFERSON COUNTY	475
JUNEAU COUNTY	244
KENOSHA COUNTY	2614
KEWAUNEE COUNTY	100
LAC DU FLAMBEAU TRIBE	33
LACROSSE COUNTY	798
LAFAYETTE COUNTY	76
LANGLADE COUNTY	193
LINCOLN COUNTY	189
MANITOWOC COUNTY	447
MARATHON COUNTY	926
MARINETTE COUNTY	381
MARQUETTE COUNTY	143
MENOMINEE COUNTY	34
MILWAUKEE COUNTY	25868
MONROE COUNTY	431
OCONTO COUNTY	272
ONEIDA COUNTY	449
ONEIDA TRIBAL COUNCIL	79
OUTAGAMIE COUNTY	1458
OZAUKEE COUNTY	375
PEPIN COUNTY	36

MyACCESS Account Breakdown by County/Tribe (CMB/RMC, Continued)

County/Tribe	Count
PIERCE COUNTY	296
POLK COUNTY	390
PORTAGE COUNTY	517
POTAWATOMI	1
PRICE COUNTY	67
RACINE COUNTY	2059
REDCLIFF TRIBE	30
RICHLAND COUNTY	104
ROCK COUNTY	1759
RUSK COUNTY	140
SAUK COUNTY	427
SAWYER COUNTY	112
SHAWANO COUNTY	293
SHEBOYGAN COUNTY	793
SOKAOGON TRIBE	6
ST.CROIX COUNTY	674
STATE LEVEL AGENCY - CAPO	453
STOCKBRIDGE-MUNSEE TRIBE	12
TAYLOR COUNTY	65
TREMPEALEAU COUNTY	276
VERNON COUNTY	156
VILAS COUNTY	112
WALWORTH COUNTY	843
WASHBURN COUNTY	136

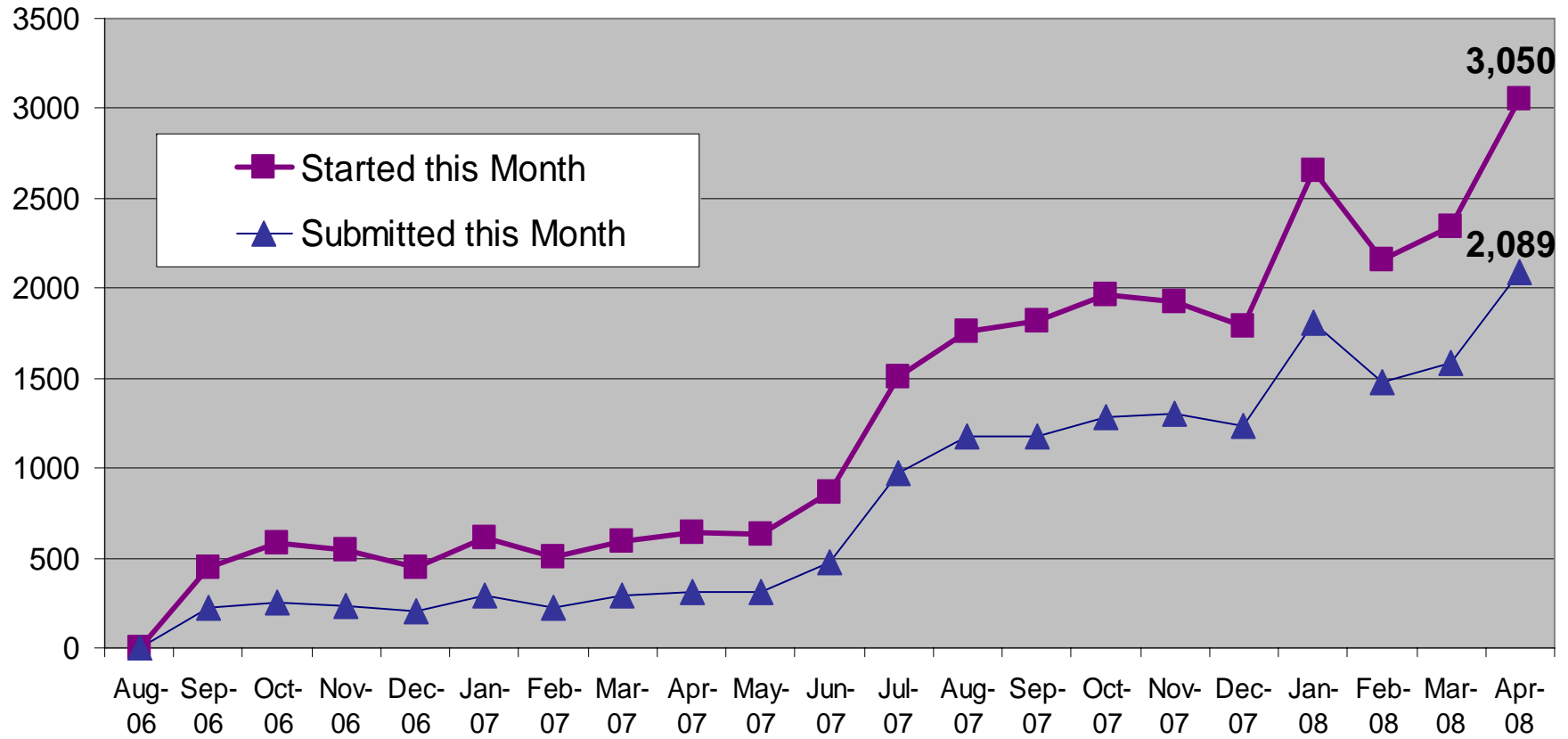
County/Tribe	Count
WASHINGTON COUNTY	638
WAUKESHA COUNTY	1940
WAUPACA COUNTY	428
WAUSHARA COUNTY	182
WINNEBAGO COUNTY	1362
WOOD COUNTY	602
Total	63,568

Usage Statistics for CMB for April

- Total number of times users logged in to CMB: **53,843**
(i.e., if client X logged in 3 times in one month, we count 3 total logins)
- Total number of distinct users who logged in to CMB: **15,323**
(i.e., if client X logged in 3 times in one month, we count 1 distinct user)
- Total number of repetitive logins by users: **38,520**
(i.e., if client X logged in 3 times in one month, we count 2 repetitive logins)

RMC Summary Information

Report My Changes (RMC) Report Counts



Started to date: **26,840**

Submitted to date: **16,920**

Types of Changes Reported to Date Cumulative

Change Type	Count
CHANGE IN ADDRESS AND/OR PHONE NUMBER	5749
SOMEONE MOVED INTO HOUSEHOLD (PERSON ADD)	1476
SOMEONE MOVED OUT OF HOUSEHOLD	1209
SOMEONE DIED	20
SOMEONE GOT MARRIED	287
SOMEONE GOT DIVORCED	23
SOMEONE BECAME PREGNANT	709
SOMEONE'S PREGNANCY ENDED	509
SOMEONE BECAME DISABLED	254
SOMEONE STARTED A TYPE OF JOB OR EMPLOYMENT	3561
SOMEONE CHANGED A TYPE OF JOB OR EMPLOYMENT	3910
SOMEONE ENDED A TYPE OF JOB OR EMPLOYMENT	4388

Change Type	Count
SOMEONE STARTED A TYPE OF UNEARNED INCOME	450
SOMEONE CHANGED A TYPE OF UNEARNED INCOME	419
SOMEONE ENDED A TYPE OF UNEARNED INCOME	717
SOMEONE ADDED A NEW TYPE OF UTILITY	2646
SOMEONE STOPPED PAYING A TYPE OF UTILITY	967
SOMEONE ADDED A HOUSING EXPENSE	1182
SOMEONE CHANGED A HOUSING EXPENSE	1545
SOMEONE ENDED A HOUSING EXPENSE	421

RMC Usage by County/Tribe

County/Tribe	Count
ADAMS COUNTY	54
ASHLAND COUNTY	15
BADRIVER TRIBE	0
BARRON COUNTY	80
BAYFIELD COUNTY	13
BROWN COUNTY	555
BUFFALO COUNTY	6
BURNETT COUNTY	4
CALUMET COUNTY	18
CHIPPEWA COUNTY	90
CLARK COUNTY	17
COLUMBIA COUNTY	76
CRAWFORD COUNTY	52
DANE COUNTY	1337
DODGE COUNTY	97
DOOR COUNTY	22
DOUGLAS COUNTY	58
DUNN COUNTY	87
EAUCLAIRE COUNTY	150
FLORENCE COUNTY	2
FONDDULAC COUNTY	146
FOREST COUNTY	11
GRANT COUNTY	41
GREEN COUNTY	54
GREENLAKE COUNTY	11

County/Tribe	Count
IOWA COUNTY	19
IRON COUNTY	4
JACKSON COUNTY	12
JEFFERSON COUNTY	86
JUNEAU COUNTY	67
KENOSHA COUNTY	533
KEWAUNEE COUNTY	5
LAC DU FLAMBEAU TRIBE	1
LACROSSE COUNTY	214
LAFAYETTE COUNTY	5
LANGLADE COUNTY	24
LINCOLN COUNTY	29
MANITOWOC COUNTY	75
MARATHON COUNTY	245
MARINETTE COUNTY	76
MARQUETTE COUNTY	31
MENOMINEE COUNTY	4
MILWAUKEE COUNTY	8708
MONROE COUNTY	95
OCONTO COUNTY	50
ONEIDA COUNTY	84
ONEIDA TRIBAL COUNCIL	19
OUTAGAMIE COUNTY	412
OZAUKEE COUNTY	93
PEPIN COUNTY	10

Source Data: ACCESS

RMC Usage by County/Tribe (Continued)

County/Tribe	Count
PIERCE COUNTY	70
POLK COUNTY	60
PORTAGE COUNTY	45
POTAWATOMI	0
PRICE COUNTY	6
RACINE COUNTY	477
REDCLIFF TRIBE	5
RICHLAND COUNTY	15
ROCK COUNTY	362
RUSK COUNTY	23
SAUK COUNTY	94
SAWYER COUNTY	17
SHAWANO COUNTY	41
SHEBOYGAN COUNTY	151
SOKAOGON TRIBE	7
ST.CROIX COUNTY	196
STATE LEVEL AGENCY - CAPO	0
STOCKBRIDGE-MUNSEE TRIBE	0
TAYLOR COUNTY	6
TREMPEALEAU COUNTY	41
VERNON COUNTY	16
VILAS COUNTY	14
WALWORTH COUNTY	192
WASHBURN COUNTY	21

County/Tribe	Count
WASHINGTON COUNTY	126
WAUKESHA COUNTY	499
WAUPACA COUNTY	83
WAUSHARA COUNTY	23
WINNEBAGO COUNTY	313
WOOD COUNTY	120
Total	16,920