



ACCESS TO ELIGIBILITY SUPPORT SERVICES FOR HEALTH AND NUTRITION

Usage and Eligibility Results Report
As of 05/31/2008

ACCESS Report Summary

Am I Eligible¹

- **Self Assessments**

- Started to date: **257,073**
- Average started per month: **11,042²**
- Completed to date: **239,440**
- Average completed per month: **10,320²**

- **Households**

- Number of households found potentially eligible for at least one program: **230,402**
- Percentage of households who completed the screener that were found eligible for at least one program: **96%**
- Percentage of households selecting Spanish: **0.92%**

- **Am I Eligible at a Glance**

- Of the percentage of households found eligible for FoodShare, the average FoodShare value is: **\$166.20**
- On average, it took between **15 to 20** minutes to complete a self assessment

Check My Benefits³

- Number of MyACCESS accounts created: **93,704 (66,627 unique accounts)**

¹ Cumulative total from August 2004 to present month.

² Average over the last 3 months.

³ Cumulative total from September 2005 to present month.

ACCESS Report Summary (Continued)

Apply For Benefits¹ (AFB)

- **Applications**
 - Started to date: **150,509**
 - Average started per month: **11,722²**
 - Submitted to date: **85,514**
 - Average completed per month: **6,623²**
 - Full applications: **72,093**
 - Applications with just filing date: **13,421**
 - Priority Service Eligible: **23%**
- **Applications by Program**
 - FoodShare: **56,701**
 - Priority Service Eligible: **16,606**
 - Not Priority Service Eligible: **40,095**
 - Health Care: **62,891**
 - Family Planning Services: **19,199**

Report My Changes³(RMC)

- **Reports**
 - Started this month: **2,855**
 - Submitted this month: **1,929**

¹ Cumulative totals from June 2006 to present.

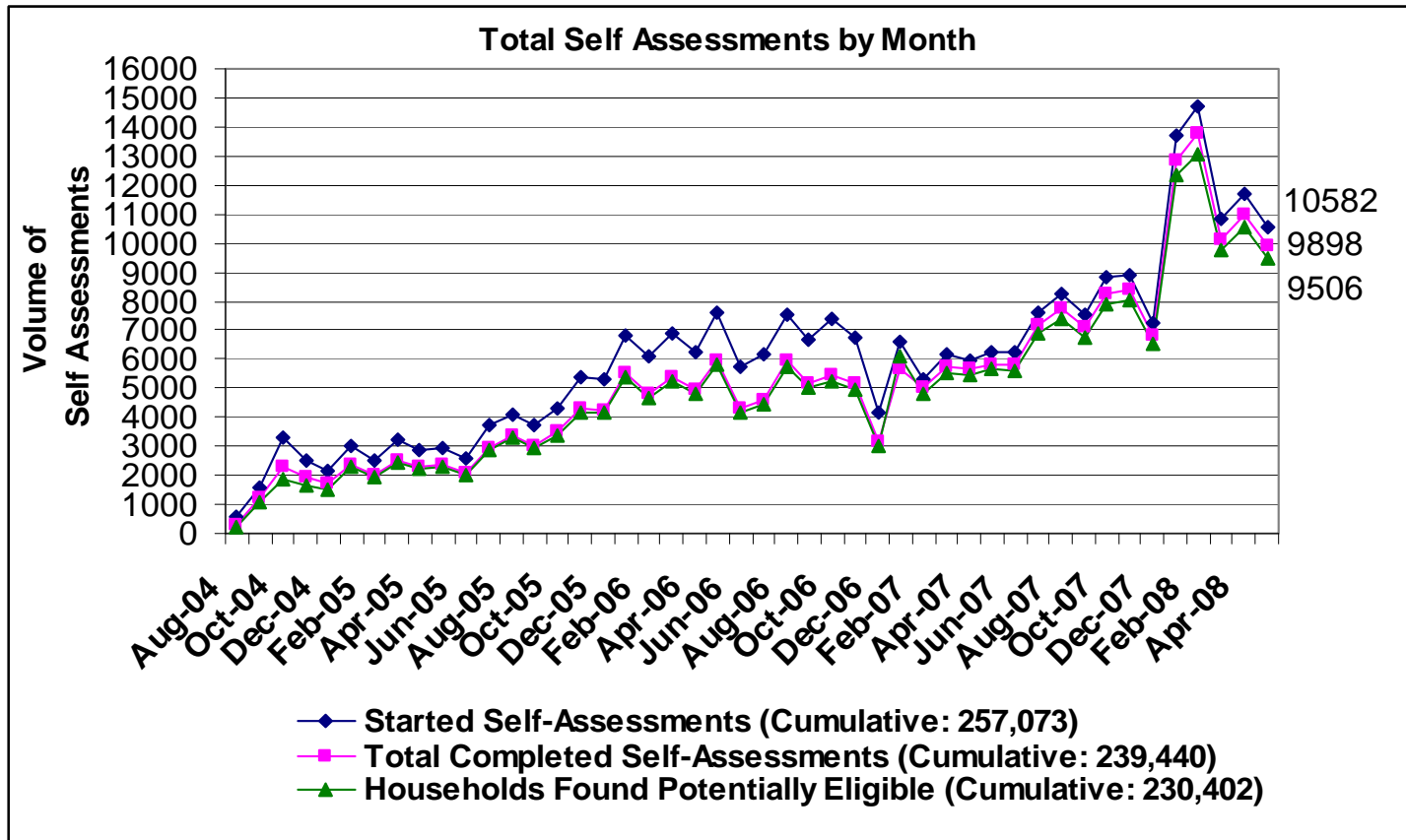
² Average over the last 3 months.

³ Cumulative totals from September 2006 to present



Am I Eligible? (AIE)

AIE Self Assessment Statistics



Average self assessments started per month: **11,042**

Average self assessments completed per month: **10,320**

On average, it took between **15 to 20** minutes to complete a self assessment

-August 2004 through November 2004 totals include the Family Medicaid and FoodShare Programs only.

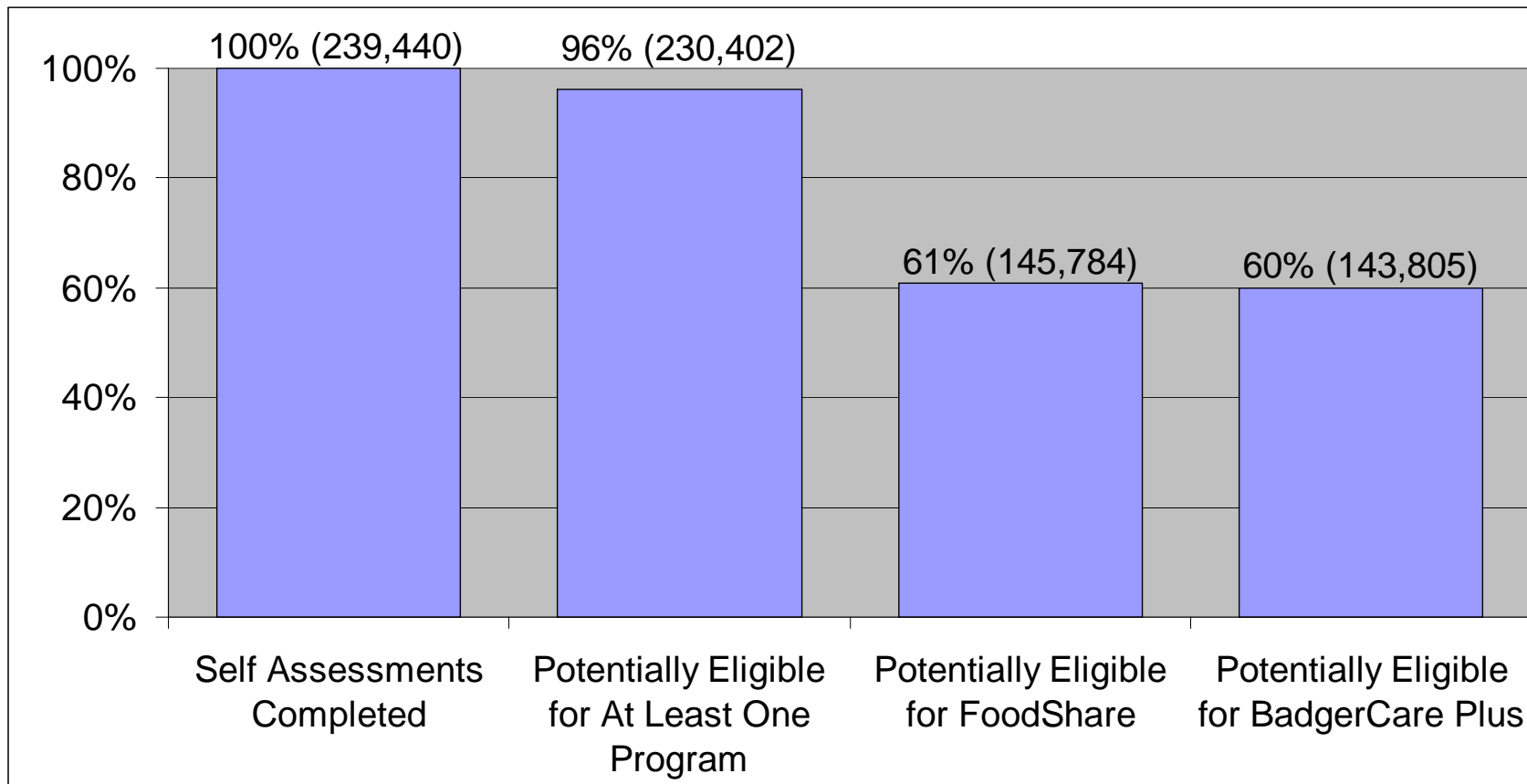
-Beginning in December 2004, totals include the addition of Family Planning Services, Medicaid (EBD), MPA, Long Term Care, SeniorCare, WIC, School Meals/Summer food, TEFAP, and Tax Credits.

-Beginning in late January 2007, totals include the addition of WHEAP (Wisconsin Home Energy Assistance Program.)

-As of January 2008, Family Medicaid and BadgerCare changed to BadgerCare Plus, Family Planning Waiver changed to Family Planning Services and EBD Medicaid changed to Medicaid.

Source Data: ACCESS

Households Found Potentially Eligible in AIE



Percentage of households selecting Spanish: **0.92%**

Of the percentage of households found eligible for FoodShare, the average FoodShare value is:
\$166.20

*The numbers include eligibility for BadgerCare Plus as of January 12, 2008

See next slide for detailed eligibility breakdown

*Prior to January 11, 2008, the numbers included eligibility for Family Medicaid and BadgerCare

Source Data: ACCESS

Potential Eligibility in AIE

	Date Available	April 2008	May 2008	Total to Date
FoodShare	08/2004	58%	57%	60%
BadgerCare Plus (prior to January 11, 2008, this was Family Medicaid and BadgerCare)	08/2004	66%	66%	55%
Medicaid (Elderly, Blind, and Disabled (EBD))	12/2004	10%	10%	10%
Family Planning Services	12/2004	59%	58%	57%
Medicare Premium Assistance Program	12/2004	3%	3%	4%
Long Term Care	12/2004	1%	2%	2%
SeniorCare	08/2004	5%	5%	10%
Women, Infant and Children (WIC)	12/2004	27%	27%	28%
School Meals/Summer Food Service	12/2004	63%	62%	60%
The Emergency Food Assistance Program (TEFAP)	12/2004	64%	64%	64%
Medicare Part D	07/2005	9%	9%	12%
Tax Credits	12/2004	68%	69%	69%
Wisconsin Home Energy Assistance Program (WHEAP)	1/2007	50%	49%	28%

FoodShare, Family MA, BadgerCare, and SeniorCare were available beginning August 2004. Medicare Part D became available in July 2005. WHEAP became available in January 2007. All other programs were made available in December 2004. As of January 2008, Family Medicaid and BadgerCare changed to BadgerCare Plus.

This chart represents the current month, the previous month, and the total to date of completed self assessments.

Source Data: ACCESS

AIE Usage by County/Tribe

County/Tribe	Count
ADAMS	1203
ASHLAND	1100
BARRON	2520
BAYFIELD	706
BROWN	9845
BUFFALO	580
BURNETT	596
CALUMET	1444
CHIPPEWA	3231
CLARK	1137
COLUMBIA	2389
CRAWFORD	688
DANE	21690
DODGE	3218
DOOR	997
DOUGLAS	1920
DUNN	2625
EAUCLAIRE	4992
FLORENCE	231
FONDDULAC	3526
FOREST	470

County/Tribe	Count
GRANT	2027
GREEN	1672
GREENLAKE	649
IOWA	749
IRON	318
JACKSON	956
JEFFERSON	2996
JUNEAU	1487
KENOSHA	8124
KEWAUNEE	524
LACROSSE	5580
LAFAYETTE	527
LANGLADE	731
LINCOLN	937
MANITOWOC	2504
MARATHON	4842
MARINETTE	1985
MARQUETTE	779
MENOMINEE	205
MILWAUKEE	45044
MONROE	2404

AIE Usage by County/Tribe (Continued)

County/Tribe	Count
OCONTO	2159
ONEIDA	1940
OUTAGAMIE	7522
OZAUKEE	2254
PEPIN	325
PIERCE	1773
POLK	2108
PORTAGE	3125
PRICE	637
RACINE	6895
RICHLAND	818
ROCK	9383
RUSK	776
SAUK	2702
SAWYER	760
SHAWANO	1838

County/Tribe	Count
SHEBOYGAN	3196
ST. CROIX	4452
TAYLOR	585
TREMPEALEAU	1045
VERNON	1054
VILAS	917
WALWORTH	4183
WASHBURN	705
WASHINGTON	3608
WAUKESHA	11658
WAUPACA	2030
WAUSHARA	1117
WINNEBAGO	6627
WOOD	3644
UNKNOWN	17089

Source Data: ACCESS



Apply for Benefits (AFB)

ACCESS AFB Usage by County/Tribe

County/Tribe	# of Submitted Applications
ADAMS	249
ASHLAND	166
BAD RIVER	25
BARRON	1002
BAYFIELD	169
BROWN	3610
BUFFALO	123
BURNETT	151
CALUMET	377
CHIPPEWA	556
CLARK	279
COLUMBIA	650
CRAWFORD	204
DANE	9179
DODGE	683
DOOR	129
DOUGLAS	487
DUNN	850
EAU CLAIRE	1021
FLORENCE	38
FOND DU LAC	1399

County/Tribe	# of Submitted Applications
FOREST	60
GRANT	354
GREEN	649
GREEN LAKE	187
IOWA	111
IRON	30
JACKSON	151
JEFFERSON	614
JUNEAU	367
KENOSHA	3767
KEWAUNEE	88
LA CROSSE	2113
LAC DU FLAMBEAU	13
LAFAYETTE	106
LANGLADE	159
LINCOLN	236
MANITOWOC	834
MARATHON	1660
MARINETTE	555
MARQUETTE	272
MENOMINEE	16

Source Data: ACCESS 11

ACCESS AFB Usage by County/Tribe (Continued)

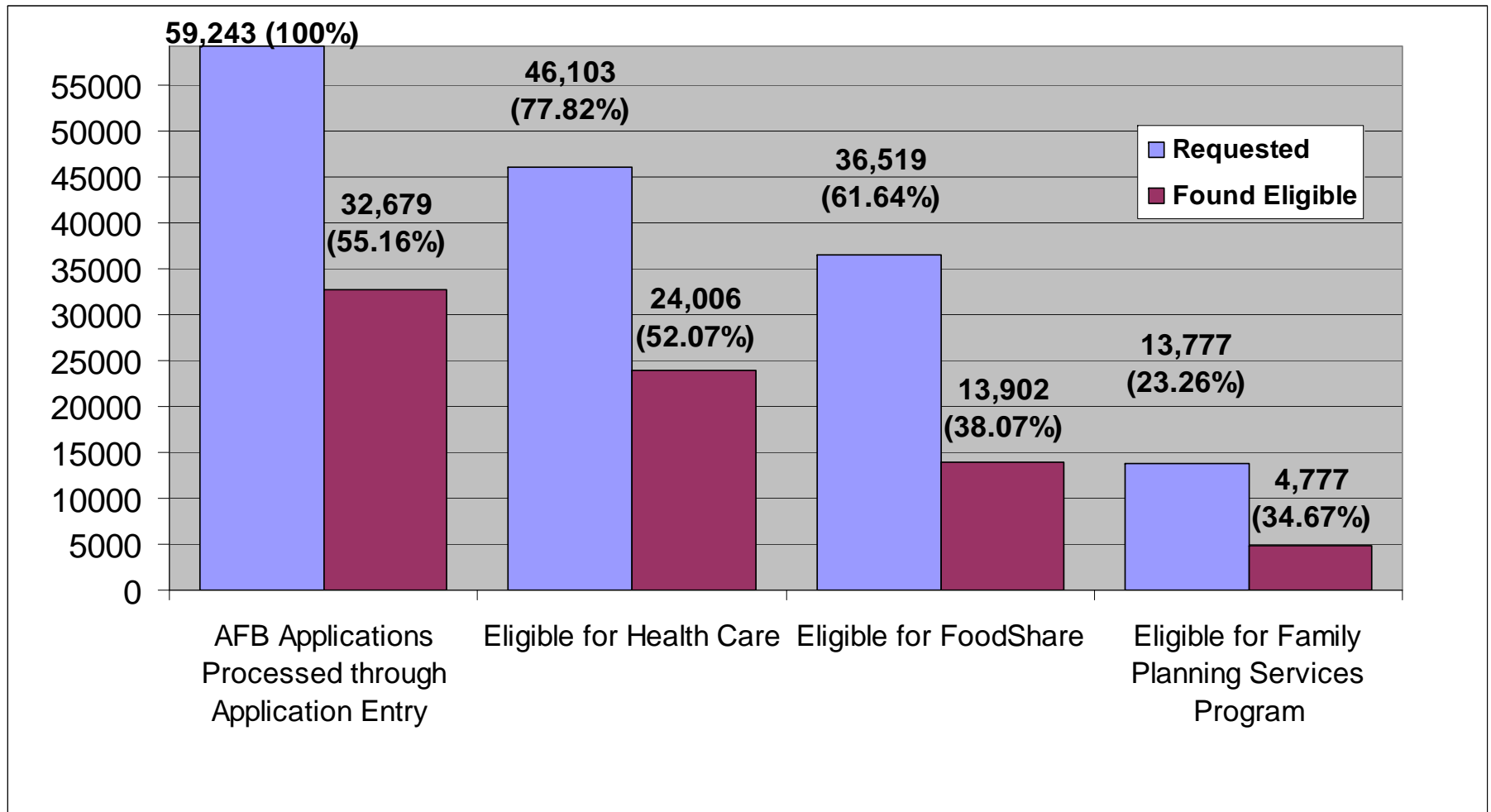
County/Tribe	# of Submitted Applications
MENOMINEE TRIBE	1
MILWAUKEE	23923
MONROE	632
OCONTO	332
ONEIDA	976
ONEIDA NATION	64
OUTAGAMIE	2420
OZAUKEE	742
PEPIN	57
PIERCE	710
POLK	526
PORTAGE	970
POTAWATOMI	3
PRICE	65
RACINE	2248
RED CLIFF	8
RICHLAND	119
ROCK	2897
RUSK	145
SAUK	610
SAWYER	117

County/Tribe	# of Submitted Applications
SHAWANO	362
SHEBOYGAN	667
SOKAOGON	31
ST CROIX	1946
ST CROIX TRIBE	1
STOCKBRIDGE-MUNSEE	6
TAYLOR	111
TREMPEALEAU	326
VERNON	211
VILAS	188
WALWORTH	1634
WASHBURN	172
WASHINGTON	874
WAUKESHA	4032
WAUPACA	527
WAUSHARA	191
WINNEBAGO	2249
WOOD	732
TOTAL (submitted to date)	85,514

Source Data: ACCESS

CARES / AFB Eligibility Results

Eligibility Results of the Applications Submitted from ACCESS

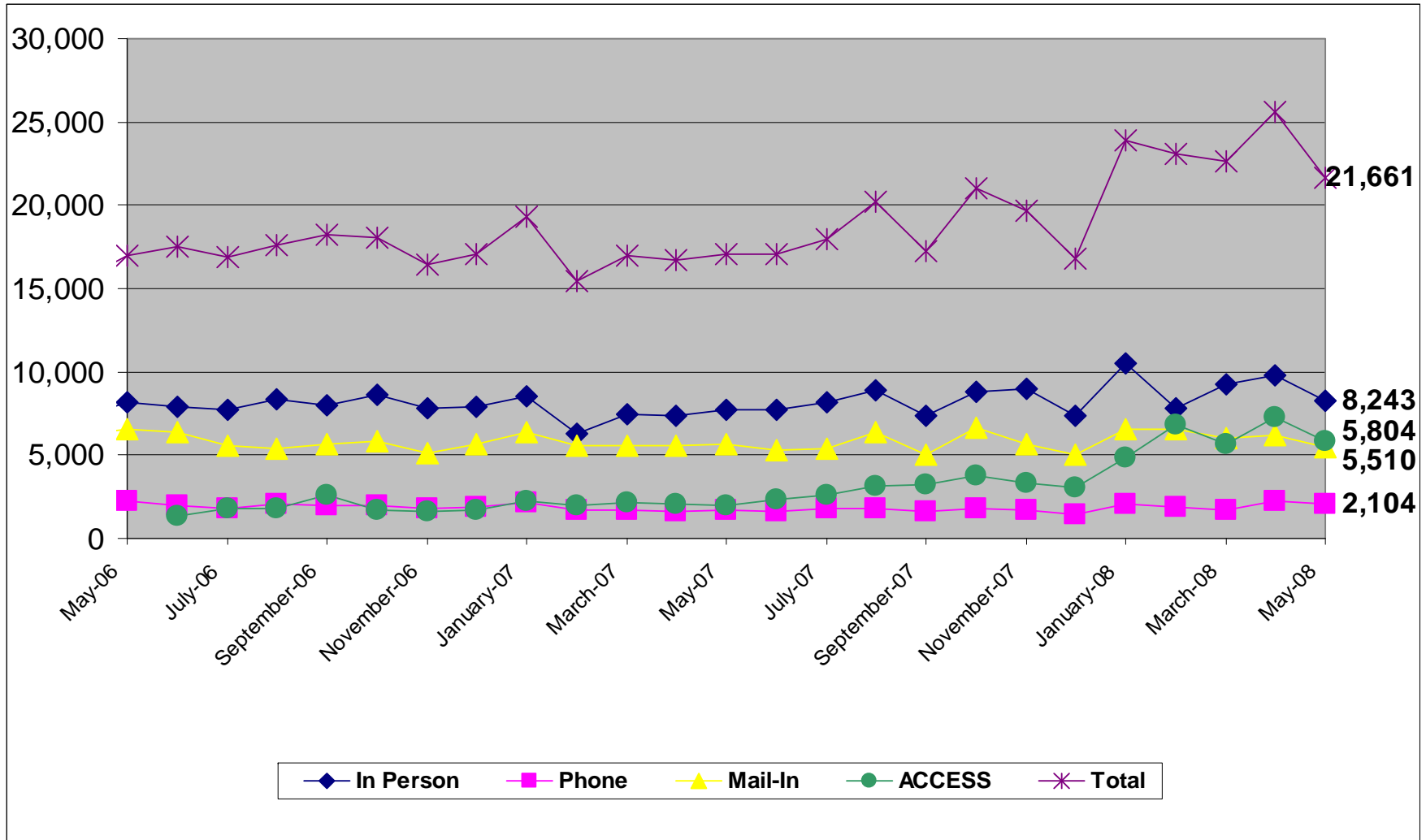


“AFB Applications Processed through Application Entry” indicates the number of ACCESS AFB applications for which the Application Entry process is complete for the case and eligibility has been run.

Source Data: CARES

CARES RFA Information

Health Care, FoodShare and Family Planning Services Program RFA Counts by Contact Method



Source Data: CARES

AFB Summary Information

- **Application Statistics**
 - Started to date: **150,509**
 - Average started per month: **11,722**
 - Submitted to date: **85,514**
 - Average completed per month: **6,623**
 - Full applications: **72,093**
 - Applications with just filing date: **13,421**
 - Priority Service Eligible: **23%**
 - Health care applications received this month with an elderly, blind, disabled or potentially disabled household member: **798**
- **Applications Submitted by Program**
 - FoodShare: **56,701**
 - Priority Service Eligible: **16,606**
 - Not Priority Service Eligible: **40,095**
 - Health Care: **62,891**
 - Family Planning Services: **19,199**
- **Help With Applications:**
 - Applied at Community Access Point: **3.05%**
 - Applied with the help of a friend or family member: **1.43%**
 - Applied with the help of a staff person or volunteer at an agency: **1.41%**
 - Authorized representative applied: **1.33%**
 - Legal Guardian applied: **0.72%**
 - Power of Attorney applied: **0.30%**

AFB Summary Information

- **FoodShare Benefit Amount**
 - Of those eligible for FoodShare, the average FoodShare value is: **\$212.09**
- **Answers to the FoodShare Interview Question**
 - Number of applications that requested a phone interview: **28,633**
 - Number of applications that requested an in person interview: **33,251**
 - Number of applications that did not answer: **3,107**
- **Hardship Reasons**
 - I am elderly, blind or disabled: **3.21%**
 - I work during regular business hours: **14.19%**
 - I have limited transportation or difficulty getting to the office: **16.72%**
 - I have school or training during regular business hours: **4.54%**
 - I am caring for another person in my household: **3.01%**
 - I do not have child care: **7.43%**
 - I am not comfortable going to the local agency: **4.91%**
 - I am ill and unable to go to the local agency: **1.61%**
 - There is severe weather in my area: **0.42%**
 - Other: **5.19%**



**Check My Benefits (CMB)
and
Report My Changes (RMC)**

MyACCESS Account Breakdown by County/Tribe (CMB/RMC)

County/Tribe	Count
ADAMS COUNTY	189
ASHLAND COUNTY	167
BADRIVER TRIBE	16
BARRON COUNTY	505
BAYFIELD COUNTY	90
BROWN COUNTY	2443
BUFFALO COUNTY	91
BURNETT COUNTY	123
CALUMET COUNTY	239
CHIPPEWA COUNTY	609
CLARK COUNTY	193
COLUMBIA COUNTY	415
CRAWFORD COUNTY	200
DANE COUNTY	3992
DODGE COUNTY	499
DOOR COUNTY	153
DOUGLAS COUNTY	363
DUNN COUNTY	569
EAUCLAIRE COUNTY	790
FLORENCE COUNTY	40
FONDDULAC COUNTY	921
FOREST COUNTY	86
GRANT COUNTY	306
GREEN COUNTY	242
GREENLAKE COUNTY	116

County/Tribe	Count
IOWA COUNTY	123
IRON COUNTY	47
JACKSON COUNTY	122
JEFFERSON COUNTY	499
JUNEAU COUNTY	249
KENOSHA COUNTY	2739
KEWAUNEE COUNTY	99
LAC DU FLAMBEAU TRIBE	34
LACROSSE COUNTY	826
LAFAYETTE COUNTY	79
LANGLADE COUNTY	201
LINCOLN COUNTY	198
MANITOWOC COUNTY	475
MARATHON COUNTY	975
MARINETTE COUNTY	394
MARQUETTE COUNTY	143
MENOMINEE COUNTY	33
MILWAUKEE COUNTY	27300
MONROE COUNTY	458
OCONTO COUNTY	283
ONEIDA COUNTY	458
ONEIDA TRIBAL COUNCIL	87
OUTAGAMIE COUNTY	1515
OZAUKEE COUNTY	388
PEPIN COUNTY	36

Source Data: ACCESS

MyACCESS Account Breakdown by County/Tribe (CMB/RMC, Continued)

County/Tribe	Count
PIERCE COUNTY	312
POLK COUNTY	414
PORTAGE COUNTY	549
POTAWATOMI	1
PRICE COUNTY	73
RACINE COUNTY	2148
REDCLIFF TRIBE	30
RICHLAND COUNTY	109
ROCK COUNTY	1816
RUSK COUNTY	144
SAUK COUNTY	449
SAWYER COUNTY	118
SHAWANO COUNTY	303
SHEBOYGAN COUNTY	820
SOKAOGON TRIBE	6
ST.CROIX COUNTY	697
STATE LEVEL AGENCY - CAPO	467
STOCKBRIDGE-MUNSEE TRIBE	13
TAYLOR COUNTY	68
TREMPEALEAU COUNTY	286
VERNON COUNTY	158
VILAS COUNTY	118
WALWORTH COUNTY	873
WASHBURN COUNTY	144

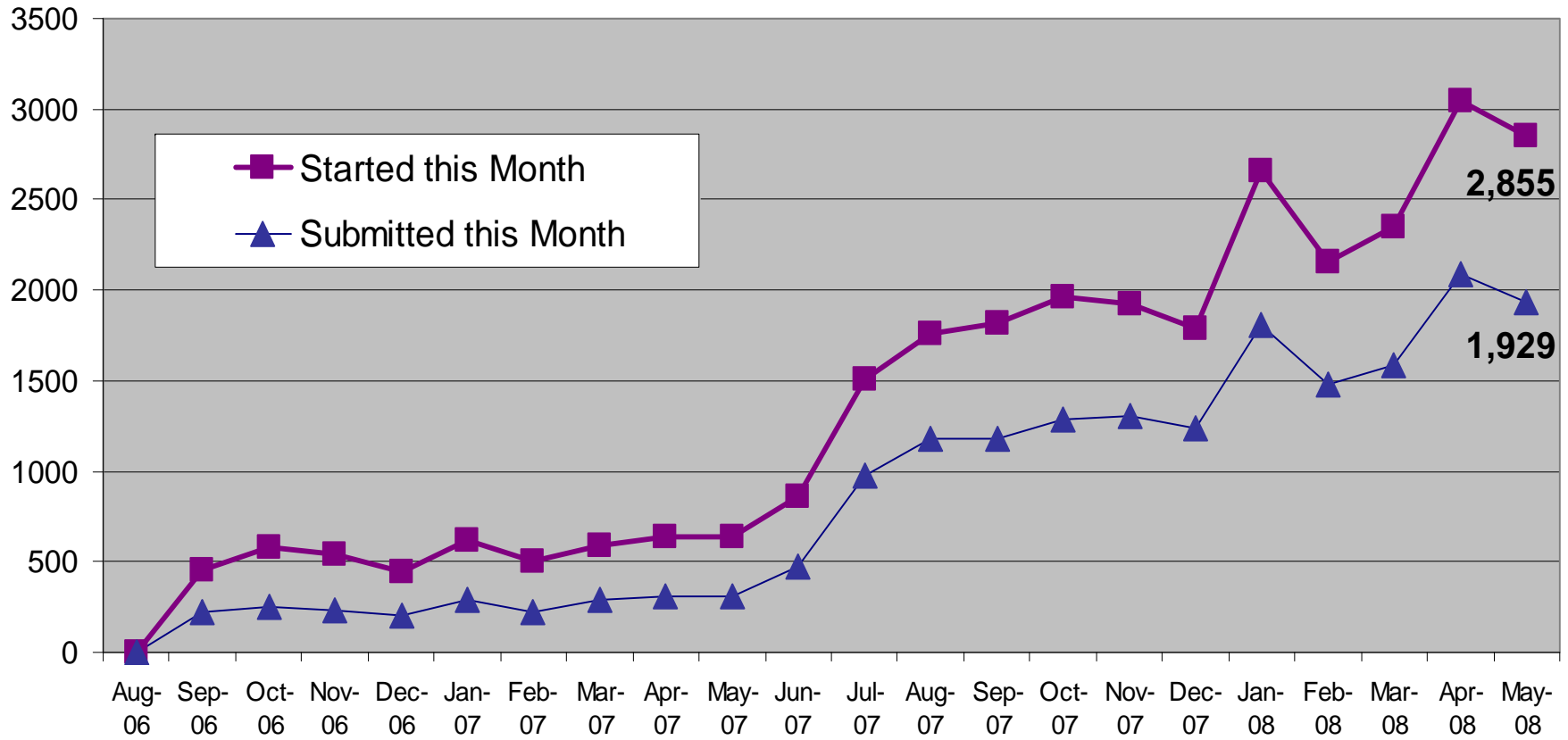
County/Tribe	Count
WASHINGTON COUNTY	677
WAUKESHA COUNTY	2029
WAUPACA COUNTY	446
WAUSHARA COUNTY	194
WINNEBAGO COUNTY	1417
WOOD COUNTY	630
Total	66,627

Usage Statistics for CMB for May

- Total number of times users logged in to CMB: **50,662**
(i.e., if client X logged in 3 times in one month, we count 3 total logins)
- Total number of distinct users who logged in to CMB: **14,284**
(i.e., if client X logged in 3 times in one month, we count 1 distinct user)
- Total number of repetitive logins by users: **36,378**
(i.e., if client X logged in 3 times in one month, we count 2 repetitive logins)

RMC Summary Information

Report My Changes (RMC) Report Counts



Started to date: **29,695**

Submitted to date: **18,849**

Types of Changes Reported to Date Cumulative

Change Type	Count
CHANGE IN ADDRESS AND/OR PHONE NUMBER	6559
SOMEONE MOVED INTO HOUSEHOLD (PERSON ADD)	1706
SOMEONE MOVED OUT OF HOUSEHOLD	1374
SOMEONE DIED	22
SOMEONE GOT MARRIED	315
SOMEONE GOT DIVORCED	24
SOMEONE BECAME PREGNANT	795
SOMEONE'S PREGNANCY ENDED	572
SOMEONE BECAME DISABLED	291
SOMEONE STARTED A TYPE OF JOB OR EMPLOYMENT	3886
SOMEONE CHANGED A TYPE OF JOB OR EMPLOYMENT	4085
SOMEONE ENDED A TYPE OF JOB OR EMPLOYMENT	4935

Change Type	Count
SOMEONE STARTED A TYPE OF UNEARNED INCOME	516
SOMEONE CHANGED A TYPE OF UNEARNED INCOME	501
SOMEONE ENDED A TYPE OF UNEARNED INCOME	812
SOMEONE ADDED A NEW TYPE OF UTILITY	2976
SOMEONE STOPPED PAYING A TYPE OF UTILITY	1096
SOMEONE ADDED A HOUSING EXPENSE	1319
SOMEONE CHANGED A HOUSING EXPENSE	1767
SOMEONE ENDED A HOUSING EXPENSE	474

RMC Usage by County/Tribe

County/Tribe	Count
ADAMS COUNTY	62
ASHLAND COUNTY	17
BADRIVER TRIBE	0
BARRON COUNTY	89
BAYFIELD COUNTY	13
BROWN COUNTY	621
BUFFALO COUNTY	7
BURNETT COUNTY	5
CALUMET COUNTY	24
CHIPPEWA COUNTY	100
CLARK COUNTY	18
COLUMBIA COUNTY	77
CRAWFORD COUNTY	63
DANE COUNTY	1473
DODGE COUNTY	112
DOOR COUNTY	25
DOUGLAS COUNTY	74
DUNN COUNTY	88
EAUCLAIRE COUNTY	170
FLORENCE COUNTY	2
FONDDULAC COUNTY	156
FOREST COUNTY	12
GRANT COUNTY	45
GREEN COUNTY	70
GREENLAKE COUNTY	13

County/Tribe	Count
IOWA COUNTY	17
IRON COUNTY	4
JACKSON COUNTY	11
JEFFERSON COUNTY	94
JUNEAU COUNTY	74
KENOSHA COUNTY	580
KEWAUNEE COUNTY	5
LAC DU FLAMBEAU TRIBE	1
LACROSSE COUNTY	231
LAFAYETTE COUNTY	7
LANGLADE COUNTY	25
LINCOLN COUNTY	28
MANITOWOC COUNTY	86
MARATHON COUNTY	274
MARINETTE COUNTY	81
MARQUETTE COUNTY	35
MENOMINEE COUNTY	4
MILWAUKEE COUNTY	9749
MONROE COUNTY	114
OCONTO COUNTY	57
ONEIDA COUNTY	91
ONEIDA TRIBAL COUNCIL	20
OUTAGAMIE COUNTY	458
OZAUKEE COUNTY	105
PEPIN COUNTY	11

Source Data: ACCESS

RMC Usage by County/Tribe (Continued)

County/Tribe	Count
PIERCE COUNTY	80
POLK COUNTY	68
PORTAGE COUNTY	58
POTAWATOMI	0
PRICE COUNTY	8
RACINE COUNTY	538
REDCLIFF TRIBE	5
RICHLAND COUNTY	15
ROCK COUNTY	391
RUSK COUNTY	22
SAUK COUNTY	110
SAWYER COUNTY	20
SHAWANO COUNTY	43
SHEBOYGAN COUNTY	171
SOKAOGON TRIBE	7
ST.CROIX COUNTY	206
STATE LEVEL AGENCY - CAPO	0
STOCKBRIDGE-MUNSEE TRIBE	0
TAYLOR COUNTY	7
TREMPEALEAU COUNTY	45
VERNON COUNTY	17
VILAS COUNTY	14
WALWORTH COUNTY	223
WASHBURN COUNTY	24

County/Tribe	Count
WASHINGTON COUNTY	141
WAUKESHA COUNTY	548
WAUPACA COUNTY	98
WAUSHARA COUNTY	26
WINNEBAGO COUNTY	329
WOOD COUNTY	137
Total	18,849