



ACCESS TO ELIGIBILITY SUPPORT SERVICES FOR HEALTH AND NUTRITION

Usage and Eligibility Results Report
As of 06/30/2008

ACCESS Report Summary

Am I Eligible¹

- **Self Assessments**

- Started to date: **266,815**
- Average started per month: **10,676²**
- Completed to date: **248,566**
- Average completed per month: **9,995²**

- **Households**

- Number of households found potentially eligible for at least one program: **239,219**
- Percentage of households who completed the screener that were found eligible for at least one program: **96%**
- Percentage of households selecting Spanish: **0.94%**

- **Am I Eligible at a Glance**

- Of the percentage of households found eligible for FoodShare, the average FoodShare value is: **\$166.60**
- On average, it took between **15 to 20** minutes to complete a self assessment

Check My Benefits³

- Number of MyACCESS accounts created: **98,627 (69,601 unique accounts)**

¹ Cumulative total from August 2004 to present month.

² Average over the last 3 months.

³ Cumulative total from September 2005 to present month.

ACCESS Report Summary (Continued)

Apply For Benefits¹ (AFB)

- **Applications**
 - Started to date: **161,350**
 - Average started per month: **11,728²**
 - Submitted to date: **91,642**
 - Average completed per month: **6,634²**
 - Full applications: **77,170**
 - Applications with just filing date: **14,472**
 - Priority Service Eligible: **23%**
- **Applications by Program**
 - FoodShare: **60,820**
 - Priority Service Eligible: **17,911**
 - Not Priority Service Eligible: **42,909**
 - Health Care: **67,366**
 - Family Planning Services: **20,426**

Report My Changes³(RMC)

- **Reports**
 - Started this month: **2,887**
 - Submitted this month: **1,976**

¹ Cumulative totals from June 2006 to present.

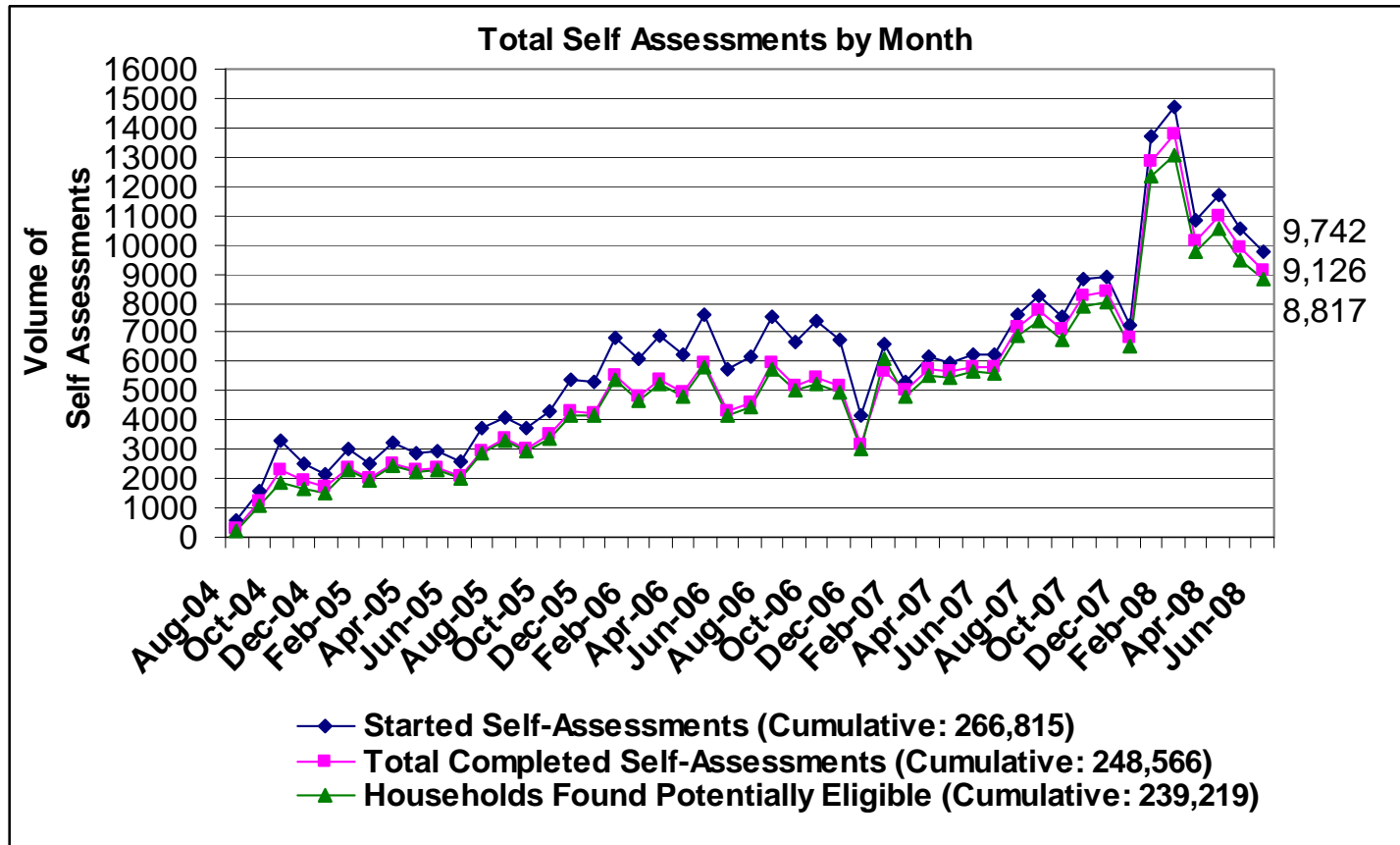
² Average over the last 3 months.

³ Cumulative totals from September 2006 to present



Am I Eligible? (AIE)

AIE Self Assessment Statistics



Average self assessments started per month: **10,676**

Average self assessments completed per month: **9,995**

On average, it took between **15 to 20** minutes to complete a self assessment

-August 2004 through November 2004 totals include the Family Medicaid and FoodShare Programs only.

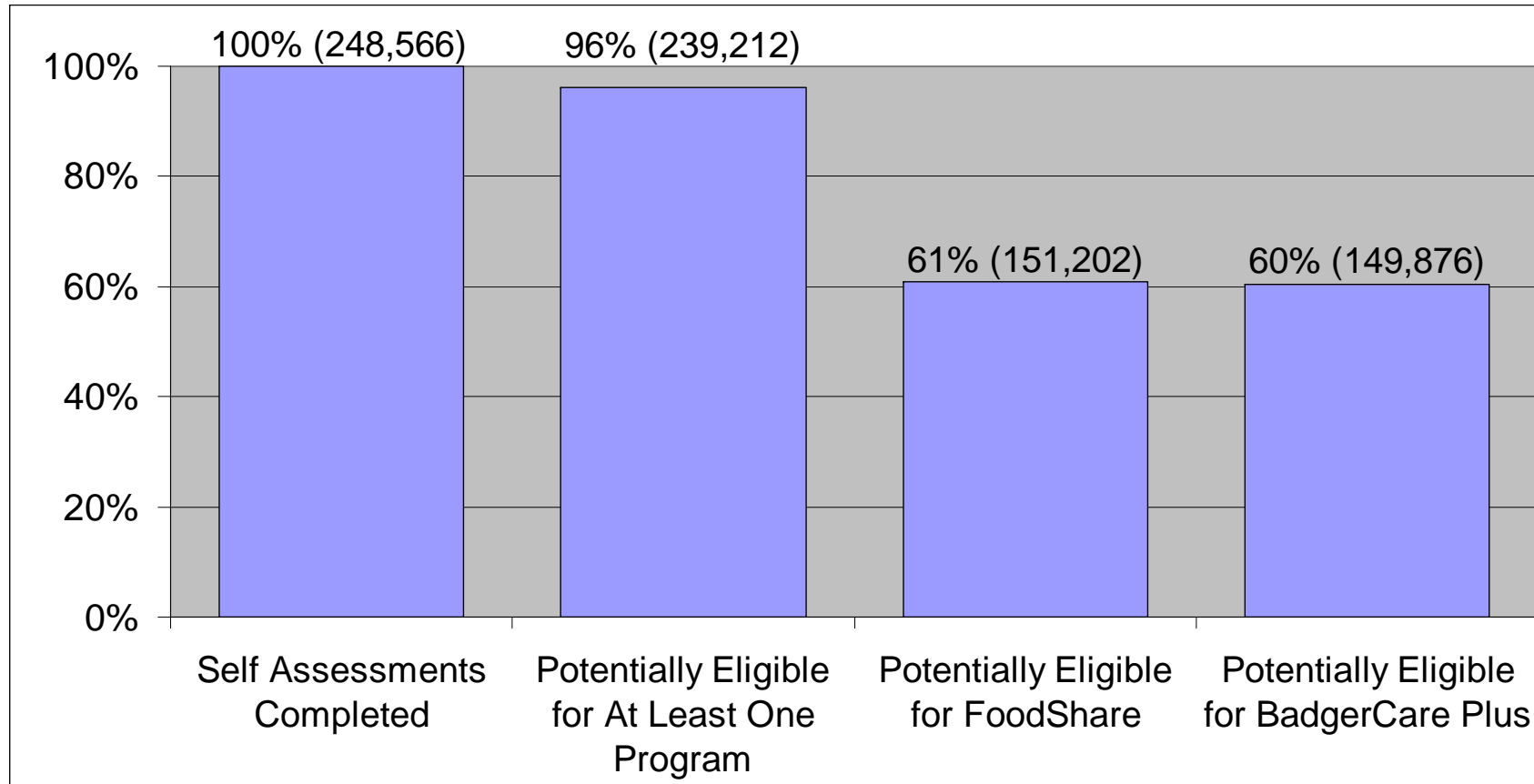
-Beginning in December 2004, totals include the addition of Family Planning Services, Medicaid (EBD), MPA, Long Term Care, SeniorCare, WIC, School Meals/Summer food, TEFAP, and Tax Credits.

-Beginning in late January 2007, totals include the addition of WHEAP (Wisconsin Home Energy Assistance Program.)

-As of January 2008, Family Medicaid and BadgerCare changed to BadgerCare Plus, Family Planning Waiver changed to Family Planning Services and EBD Medicaid changed to Medicaid.

Source Data: ACCESS

Households Found Potentially Eligible in AIE



Percentage of households selecting Spanish: **0.94%**

Of the percentage of households found eligible for FoodShare, the average FoodShare value is:
\$166.60

*The numbers include eligibility for BadgerCare Plus as of January 12, 2008

See next slide for detailed eligibility breakdown

*Prior to January 11, 2008, the numbers included eligibility for Family Medicaid and BadgerCare

Source Data: ACCESS

Potential Eligibility in AIE

	Date Available	May 2008	June 2008	Total to Date
FoodShare	08/2004	57%	55%	63%
BadgerCare Plus (prior to January 11, 2008, this was Family Medicaid and BadgerCare)	08/2004	66%	61%	58%
Medicaid (Elderly, Blind, and Disabled (EBD))	12/2004	10%	10%	10%
Family Planning Services	12/2004	58%	55%	59%
Medicare Premium Assistance Program	12/2004	3%	3%	4%
Long Term Care	12/2004	2%	2%	2%
SeniorCare	08/2004	5%	5%	10%
Women, Infant and Children (WIC)	12/2004	27%	27%	29%
School Meals/Summer Food Service	12/2004	62%	58%	62%
The Emergency Food Assistance Program (TEFAP)	12/2004	64%	60%	66%
Medicare Part D	07/2005	9%	9%	12%
Tax Credits	12/2004	69%	63%	72%
Wisconsin Home Energy Assistance Program (WHEAP)	01/2007	49%	46%	30%

FoodShare, Family MA, BadgerCare, and SeniorCare were available beginning August 2004. Medicare Part D became available in July 2005. WHEAP became available in January 2007. All other programs were made available in December 2004. As of January 2008, Family Medicaid and BadgerCare changed to BadgerCare Plus.

This chart represents the current month, the previous month, and the total to date of completed self assessments.

Source Data: ACCESS

AIE Usage by County/Tribe

County/Tribe	Count
ADAMS	1234
ASHLAND	1129
BARRON	2597
BAYFIELD	730
BROWN	10256
BUFFALO	603
BURNETT	613
CALUMET	1499
CHIPPEWA	3347
CLARK	1177
COLUMBIA	2483
CRAWFORD	709
DANE	22465
DODGE	3333
DOOR	1031
DOUGLAS	2007
DUNN	2735
EAUCLAIRE	5170
FLORENCE	235
FONDDULAC	3655
FOREST	486

County/Tribe	Count
GRANT	2101
GREEN	1724
GREENLAKE	668
IOWA	778
IRON	330
JACKSON	984
JEFFERSON	3106
JUNEAU	1547
KENOSHA	8490
KEWAUNEE	545
LACROSSE	5792
LAFAYETTE	547
LANGLADE	747
LINCOLN	971
MANITOWOC	2595
MARATHON	5034
MARINETTE	2049
MARQUETTE	793
MENOMINEE	212
MILWAUKEE	47010
MONROE	2489

AIE Usage by County/Tribe (Continued)

County/Tribe	Count
OCONTO	2225
ONEIDA	2000
OUTAGAMIE	7836
OZAUKEE	2336
PEPIN	333
PIERCE	1827
POLK	2171
PORTAGE	3240
PRICE	661
RACINE	7181
RICHLAND	841
ROCK	9687
RUSK	791
SAUK	2792
SAWYER	784
SHAWANO	1892

County/Tribe	Count
SHEBOYGAN	3315
ST. CROIX	4580
TAYLOR	604
TREMPEALEAU	1093
VERNON	1088
VILAS	948
WALWORTH	4367
WASHBURN	726
WASHINGTON	3749
WAUKESHA	12112
WAUPACA	2091
WAUSHARA	1145
WINNEBAGO	6906
WOOD	3801
UNKNOWN	17687

Source Data: ACCESS



Apply for Benefits (AFB)

ACCESS AFB Usage by County/Tribe

County/Tribe	# of Submitted Applications
ADAMS	265
ASHLAND	179
BAD RIVER	27
BARRON	1076
BAYFIELD	181
BROWN	3873
BUFFALO	128
BURNETT	160
CALUMET	398
CHIPPEWA	584
CLARK	302
COLUMBIA	684
CRAWFORD	213
DANE	9767
DODGE	729
DOOR	141
DOUGLAS	518
DUNN	890
EAU CLAIRE	1105
FLORENCE	42
FOND DU LAC	1476

County/Tribe	# of Submitted Applications
FOREST	61
GRANT	380
GREEN	673
GREEN LAKE	195
IOWA	117
IRON	34
JACKSON	166
JEFFERSON	648
JUNEAU	390
KENOSHA	3952
KEWAUNEE	94
LA CROSSE	2217
LAC DU FLAMBEAU	15
LAFAYETTE	120
LANGLADE	163
LINCOLN	253
MANITOWOC	899
MARATHON	1769
MARINETTE	608
MARQUETTE	293
MENOMINEE	16

Source Data: ACCESS 11

ACCESS AFB Usage by County/Tribe (Continued)

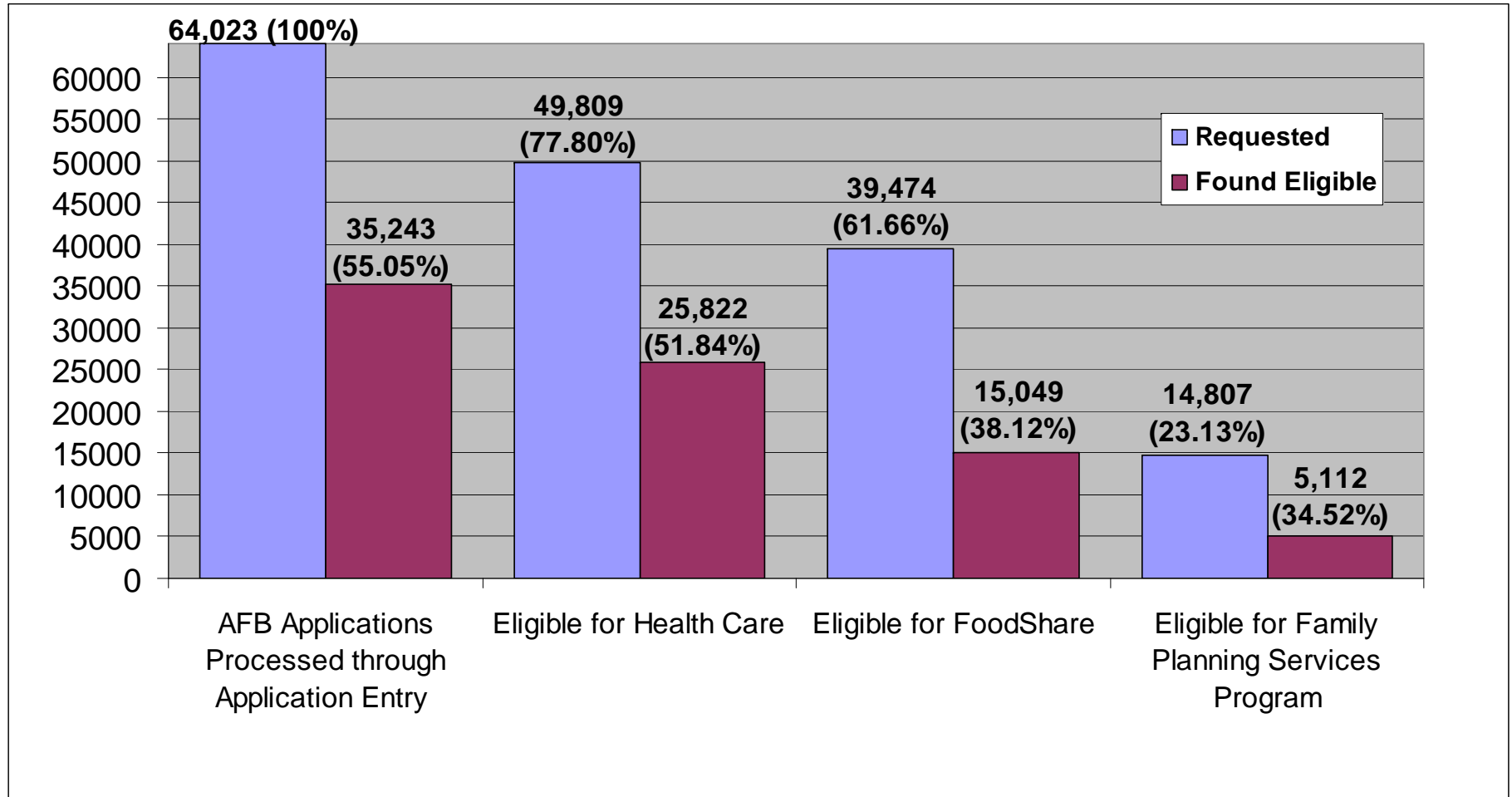
County/Tribe	# of Submitted Applications
MENOMINEE TRIBE	1
MILWAUKEE	26142
MONROE	670
OCONTO	366
ONEIDA	995
ONEIDA NATION	65
OUTAGAMIE	2583
OZAUKEE	795
PEPIN	62
PIERCE	753
POLK	586
PORTAGE	1023
POTAWATOMI	3
PRICE	68
RACINE	2389
RED CLIFF	8
RICHLAND	123
ROCK	3062
RUSK	154
SAUK	655
SAWYER	121

County/Tribe	# of Submitted Applications
SHAWANO	387
SHEBOYGAN	709
SOKAOGON	33
ST CROIX	2042
ST CROIX TRIBE	1
STOCKBRIDGE-MUNSEE	7
TAYLOR	114
TREMPEALEAU	345
VERNON	218
VILAS	194
WALWORTH	1745
WASHBURN	185
WASHINGTON	942
WAUKESHA	4293
WAUPACA	604
WAUSHARA	204
WINNEBAGO	2412
WOOD	782
TOTAL (submitted to date)	91,642

Source Data: ACCESS

CARES / AFB Eligibility Results

Eligibility Results of the Applications Submitted from ACCESS

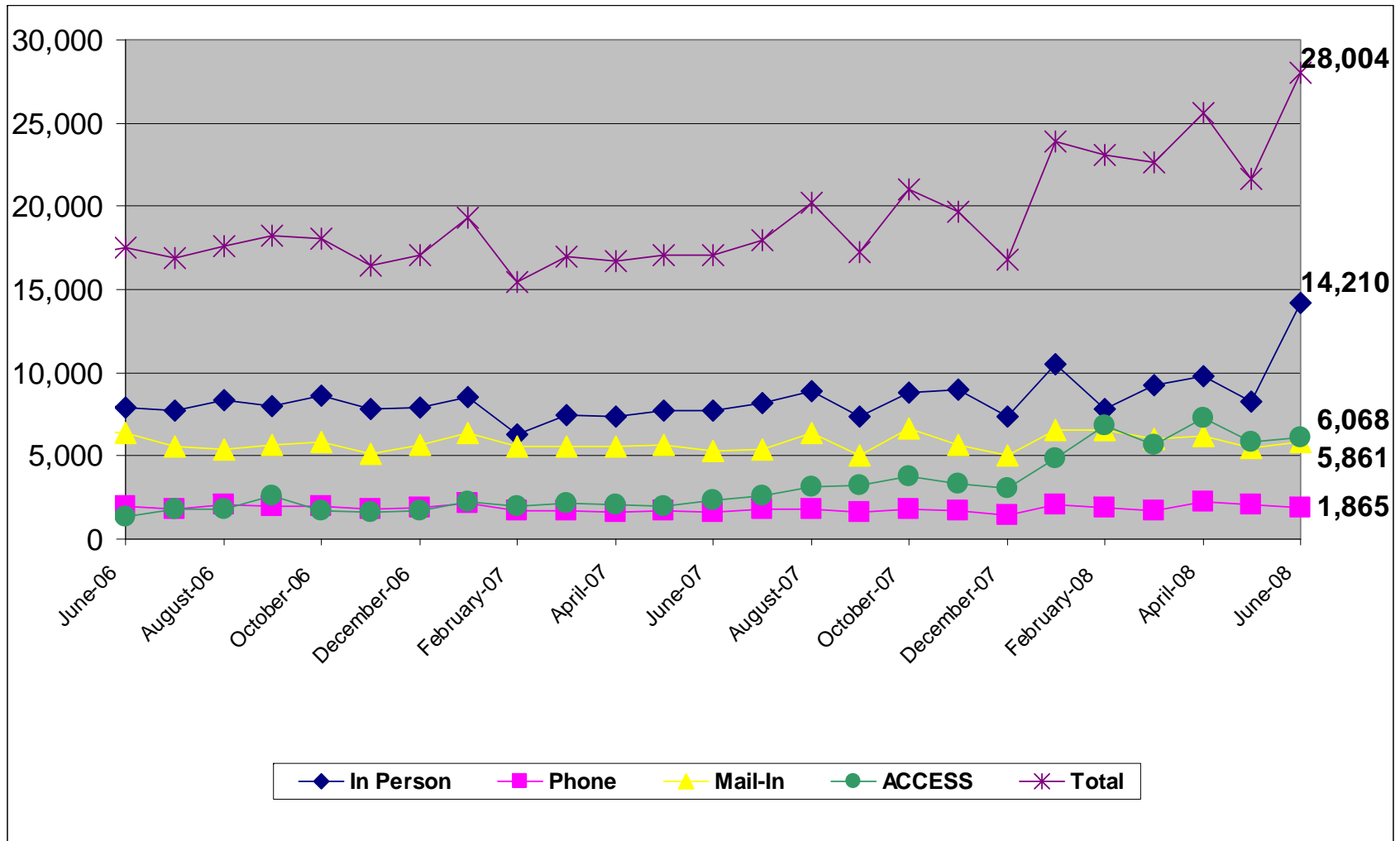


“AFB Applications Processed through Application Entry” indicates the number of ACCESS AFB applications for which the Application Entry process is complete for the case and eligibility has been run.

Source Data: CARES

CARES RFA Information

Health Care, FoodShare and Family Planning Services Program RFA Counts by Contact Method



Source Data: CARES

AFB Summary Information

- **Application Statistics**
 - Started to date: **161,350**
 - Average started per month: **11,728**
 - Submitted to date: **91,642**
 - Average completed per month: **6,634**
 - Full applications: **77,170**
 - Applications with just filing date: **14,472**
 - Priority Service Eligible: **23%**
 - Health care applications received this month with an elderly, blind, disabled or potentially disabled household member: **852**
- **Applications Submitted by Program**
 - FoodShare: **60,820**
 - Priority Service Eligible: **17,911**
 - Not Priority Service Eligible: **42,909**
 - Health Care: **67,366**
 - Family Planning Services: **20,426**
- **Help With Applications:**
 - Applied at Community Access Point: **3.40%**
 - Applied with the help of a friend or family member: **1.42%**
 - Applied with the help of a staff person or volunteer at an agency: **1.40%**
 - Authorized representative applied: **1.32%**
 - Legal Guardian applied: **0.72%**
 - Power of Attorney applied: **0.30%**

AFB Summary Information

- **FoodShare Benefit Amount**
 - Of those eligible for FoodShare, the average FoodShare value is: **\$212.37**
- **Answers to the FoodShare Interview Question**
 - Number of applications that requested a phone interview: **30,730**
 - Number of applications that requested an in person interview: **35,821**
 - Number of applications that did not answer: **3,339**
- **Hardship Reasons**
 - I am elderly, blind or disabled: **3.21%**
 - I work during regular business hours: **14.16%**
 - I have limited transportation or difficulty getting to the office: **16.86%**
 - I have school or training during regular business hours: **4.37%**
 - I am caring for another person in my household: **2.97%**
 - I do not have child care: **7.50%**
 - I am not comfortable going to the local agency: **4.93%**
 - I am ill and unable to go to the local agency: **1.60%**
 - There is severe weather in my area: **0.41%**
 - Other: **5.24%**



**Check My Benefits (CMB)
and
Report My Changes (RMC)**

MyACCESS Account Breakdown by County/Tribe (CMB/RMC)

County/Tribe	Count
ADAMS COUNTY	194
ASHLAND COUNTY	174
BADRIVER TRIBE	17
BARRON COUNTY	525
BAYFIELD COUNTY	95
BROWN COUNTY	2561
BUFFALO COUNTY	92
BURNETT COUNTY	130
CALUMET COUNTY	247
CHIPPEWA COUNTY	621
CLARK COUNTY	202
COLUMBIA COUNTY	437
CRAWFORD COUNTY	205
DANE COUNTY	4165
DODGE COUNTY	531
DOOR COUNTY	157
DOUGLAS COUNTY	373
DUNN COUNTY	585
EAUCLAIRE COUNTY	816
FLORENCE COUNTY	43
FONDDULAC COUNTY	955
FOREST COUNTY	86
GRANT COUNTY	319
GREEN COUNTY	249
GREENLAKE COUNTY	120

County/Tribe	Count
IOWA COUNTY	128
IRON COUNTY	53
JACKSON COUNTY	130
JEFFERSON COUNTY	510
JUNEAU COUNTY	254
KENOSHA COUNTY	2836
KEWAUNEE COUNTY	104
LAC DU FLAMBEAU TRIBE	35
LACROSSE COUNTY	857
LAFAYETTE COUNTY	82
LANGLADE COUNTY	205
LINCOLN COUNTY	207
MANITOWOC COUNTY	495
MARATHON COUNTY	1017
MARINETTE COUNTY	412
MARQUETTE COUNTY	148
MENOMINEE COUNTY	36
MILWAUKEE COUNTY	28647
MONROE COUNTY	476
OCONTO COUNTY	293
ONEIDA COUNTY	480
ONEIDA TRIBAL COUNCIL	90
OUTAGAMIE COUNTY	1599
OZAUKEE COUNTY	402
PEPIN COUNTY	39

Source Data: ACCESS

MyACCESS Account Breakdown by County/Tribe (CMB/RMC, Continued)

County/Tribe	Count
PIERCE COUNTY	326
POLK COUNTY	439
PORTAGE COUNTY	565
POTAWATOMI	1
PRICE COUNTY	78
RACINE COUNTY	2250
REDCLIFF TRIBE	30
RICHLAND COUNTY	112
ROCK COUNTY	1878
RUSK COUNTY	152
SAUK COUNTY	474
SAWYER COUNTY	122
SHAWANO COUNTY	316
SHEBOYGAN COUNTY	849
SOKAOGON TRIBE	6
ST.CROIX COUNTY	725
STATE LEVEL AGENCY - CAPO	475
STOCKBRIDGE-MUNSEE TRIBE	14
TAYLOR COUNTY	73
TREMPEALEAU COUNTY	290
VERNON COUNTY	163
VILAS COUNTY	122
WALWORTH COUNTY	895
WASHBURN COUNTY	149

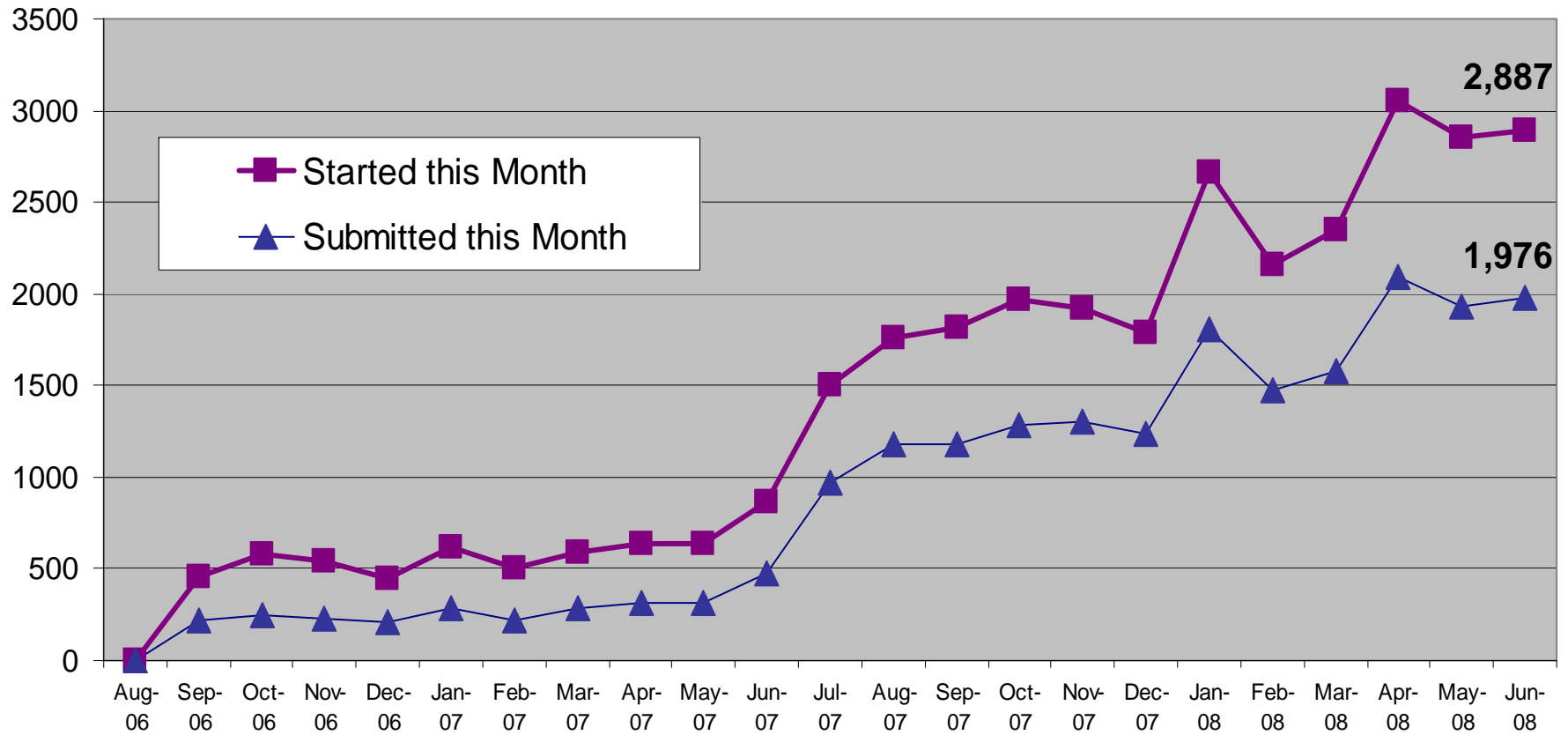
County/Tribe	Count
WASHINGTON COUNTY	718
WAUKESHA COUNTY	2105
WAUPACA COUNTY	474
WAUSHARA COUNTY	203
WINNEBAGO COUNTY	1498
WOOD COUNTY	665
Total	69,601

Usage Statistics for CMB for June

- Total number of times users logged in to CMB: **49,038**
(i.e., if client X logged in 3 times in one month, we count 3 total logins)
- Total number of distinct users who logged in to CMB: **14,281**
(i.e., if client X logged in 3 times in one month, we count 1 distinct user)
- Total number of repetitive logins by users: **34,757**
(i.e., if client X logged in 3 times in one month, we count 2 repetitive logins)

RMC Summary Information

Report My Changes (RMC) Report Counts



Started to date: **32,582**

Submitted to date: **20,825**

Types of Changes Reported to Date Cumulative

Change Type	Count
CHANGE IN ADDRESS AND/OR PHONE NUMBER	7367
SOMEONE MOVED INTO HOUSEHOLD (PERSON ADD)	1940
SOMEONE MOVED OUT OF HOUSEHOLD	1524
SOMEONE DIED	24
SOMEONE GOT MARRIED	370
SOMEONE GOT DIVORCED	27
SOMEONE BECAME PREGNANT	889
SOMEONE'S PREGNANCY ENDED	636
SOMEONE BECAME DISABLED	326
SOMEONE STARTED A TYPE OF JOB OR EMPLOYMENT	4185
SOMEONE CHANGED A TYPE OF JOB OR EMPLOYMENT	4248
SOMEONE ENDED A TYPE OF JOB OR EMPLOYMENT	5492

Change Type	Count
SOMEONE STARTED A TYPE OF UNEARNED INCOME	573
SOMEONE CHANGED A TYPE OF UNEARNED INCOME	561
SOMEONE ENDED A TYPE OF UNEARNED INCOME	953
SOMEONE ADDED A NEW TYPE OF UTILITY	3316
SOMEONE STOPPED PAYING A TYPE OF UTILITY	1245
SOMEONE ADDED A HOUSING EXPENSE	1509
SOMEONE CHANGED A HOUSING EXPENSE	2025
SOMEONE ENDED A HOUSING EXPENSE	527

RMC Usage by County/Tribe

County/Tribe	Count
ADAMS COUNTY	66
ASHLAND COUNTY	18
BADRIVER TRIBE	0
BARRON COUNTY	91
BAYFIELD COUNTY	13
BROWN COUNTY	677
BUFFALO COUNTY	8
BURNETT COUNTY	5
CALUMET COUNTY	25
CHIPPEWA COUNTY	111
CLARK COUNTY	23
COLUMBIA COUNTY	83
CRAWFORD COUNTY	63
DANE COUNTY	1600
DODGE COUNTY	133
DOOR COUNTY	27
DOUGLAS COUNTY	75
DUNN COUNTY	92
EAUCLAIRE COUNTY	188
FLORENCE COUNTY	2
FONDDULAC COUNTY	157
FOREST COUNTY	12
GRANT COUNTY	53
GREEN COUNTY	75
GREENLAKE COUNTY	14

County/Tribe	Count
IOWA COUNTY	18
IRON COUNTY	4
JACKSON COUNTY	15
JEFFERSON COUNTY	109
JUNEAU COUNTY	78
KENOSHA COUNTY	652
KEWAUNEE COUNTY	7
LAC DU FLAMBEAU TRIBE	1
LACROSSE COUNTY	250
LAFAYETTE COUNTY	9
LANGLADE COUNTY	27
LINCOLN COUNTY	35
MANITOWOC COUNTY	92
MARATHON COUNTY	302
MARINETTE COUNTY	90
MARQUETTE COUNTY	43
MENOMINEE COUNTY	3
MILWAUKEE COUNTY	10861
MONROE COUNTY	133
OCONTO COUNTY	63
ONEIDA COUNTY	101
ONEIDA TRIBAL COUNCIL	21
OUTAGAMIE COUNTY	515
OZAUKEE COUNTY	115
PEPIN COUNTY	11

Source Data: ACCESS

RMC Usage by County/Tribe (Continued)

County/Tribe	Count
PIERCE COUNTY	87
POLK COUNTY	77
PORTAGE COUNTY	63
POTAWATOMI	0
PRICE COUNTY	9
RACINE COUNTY	574
REDCLIFF TRIBE	5
RICHLAND COUNTY	16
ROCK COUNTY	429
RUSK COUNTY	22
SAUK COUNTY	120
SAWYER COUNTY	23
SHAWANO COUNTY	53
SHEBOYGAN COUNTY	196
SOKAOGON TRIBE	7
ST.CROIX COUNTY	217
STATE LEVEL AGENCY - CAPO	0
STOCKBRIDGE-MUNSEE TRIBE	0
TAYLOR COUNTY	9
TREMPEALEAU COUNTY	45
VERNON COUNTY	19
VILAS COUNTY	14
WALWORTH COUNTY	239
WASHBURN COUNTY	28

County/Tribe	Count
WASHINGTON COUNTY	162
WAUKESHA COUNTY	590
WAUPACA COUNTY	110
WAUSHARA COUNTY	28
WINNEBAGO COUNTY	363
WOOD COUNTY	153
Total	20,825