



ACCESS TO ELIGIBILITY SUPPORT SERVICES FOR HEALTH AND NUTRITION

Usage and Eligibility Results Report
As of 08/31/2008

ACCESS Report Summary

Am I Eligible¹

- **Self Assessments**

- Started to date: **289,030**
- Average started per month: **10,652²**
- Completed to date: **269,406**
- Average completed per month: **9,989²**

- **Households**

- Number of households found potentially eligible for at least one program: **259,328**
- Percentage of households who completed the screener that were found eligible for at least one program: **96%**
- Percentage of households selecting Spanish: **0.96%**

- **Am I Eligible at a Glance**

- Of the percentage of households found eligible for FoodShare, the average FoodShare value is: **\$167.23**
- On average, it took between **15 to 20** minutes to complete a self assessment

Check My Benefits³

- Number of MyACCESS accounts created: **109,723 (76,183 unique accounts)**

¹ Cumulative total from August 2004 to present month.

² Average over the last 3 months.

³ Cumulative total from September 2005 to present month.

ACCESS Report Summary (Continued)

Apply For Benefits¹ (AFB)

- **Applications**
 - Started to date: **185,552**
 - Average started per month: **11,681²**
 - Submitted to date: **105,613**
 - Average completed per month: **6,700²**
 - Full applications: **88,890**
 - Applications with just filing date: **16,723**
 - Priority Service Eligible: **23%**
- **Applications by Program**
 - FoodShare: **70,196**
 - Priority Service Eligible: **20,737**
 - Not Priority Service Eligible: **49,459**
 - Health Care: **77,622**
 - Family Planning Services: **23,299**

Report My Changes³(RMC)

- **Reports**
 - Started this month: **3,343**
 - Submitted this month: **2,274**

1 Cumulative totals from June 2006 to present.

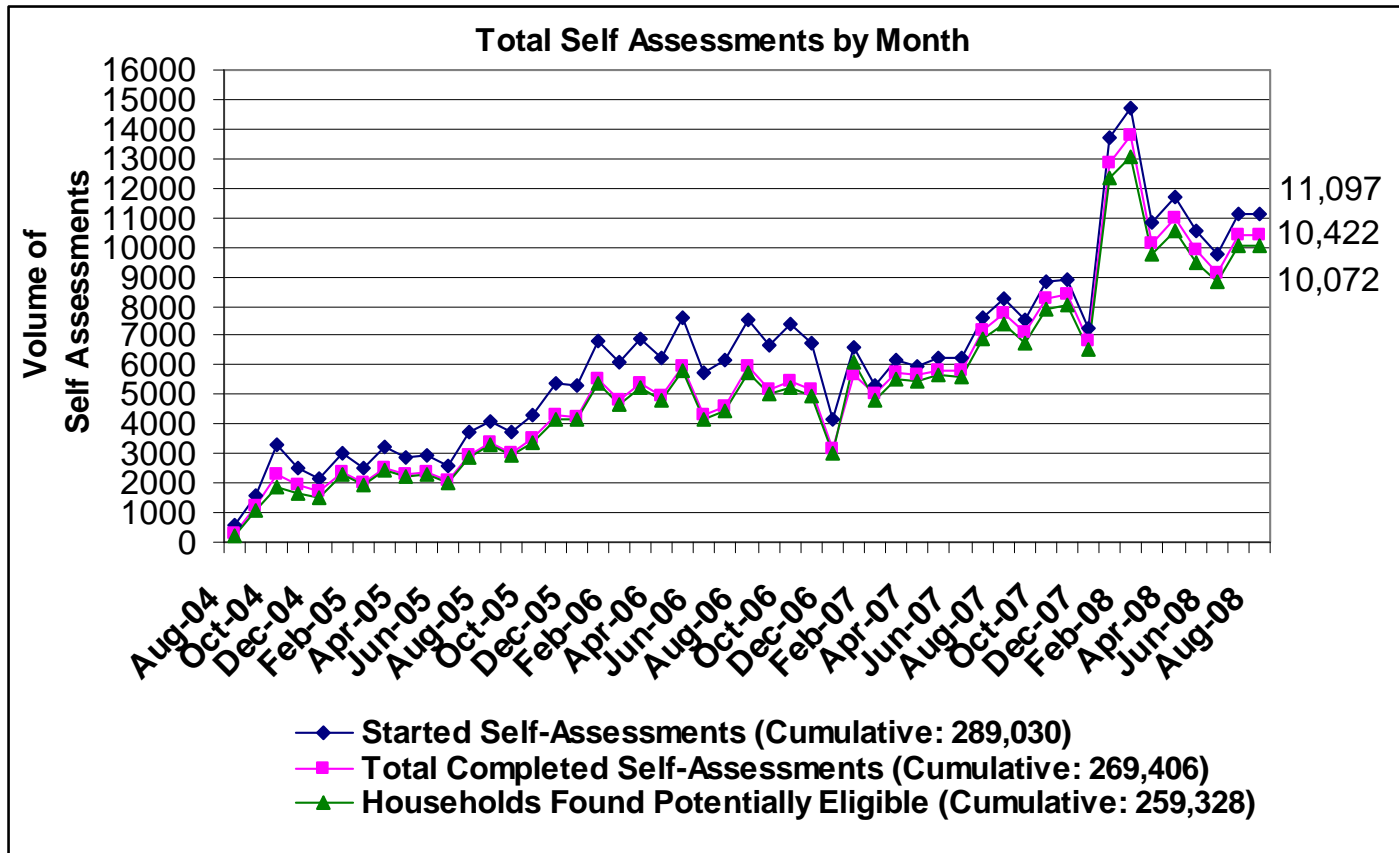
2 Average over the last 3 months.

3 Cumulative totals from September 2006 to present



Am I Eligible? (AIE)

AIE Self Assessment Statistics



Average self assessments started per month: **10,652**

Average self assessments completed per month: **9,989**

On average, it took between **15 to 20** minutes to complete a self assessment

-August 2004 through November 2004 totals include the Family Medicaid and FoodShare Programs only.

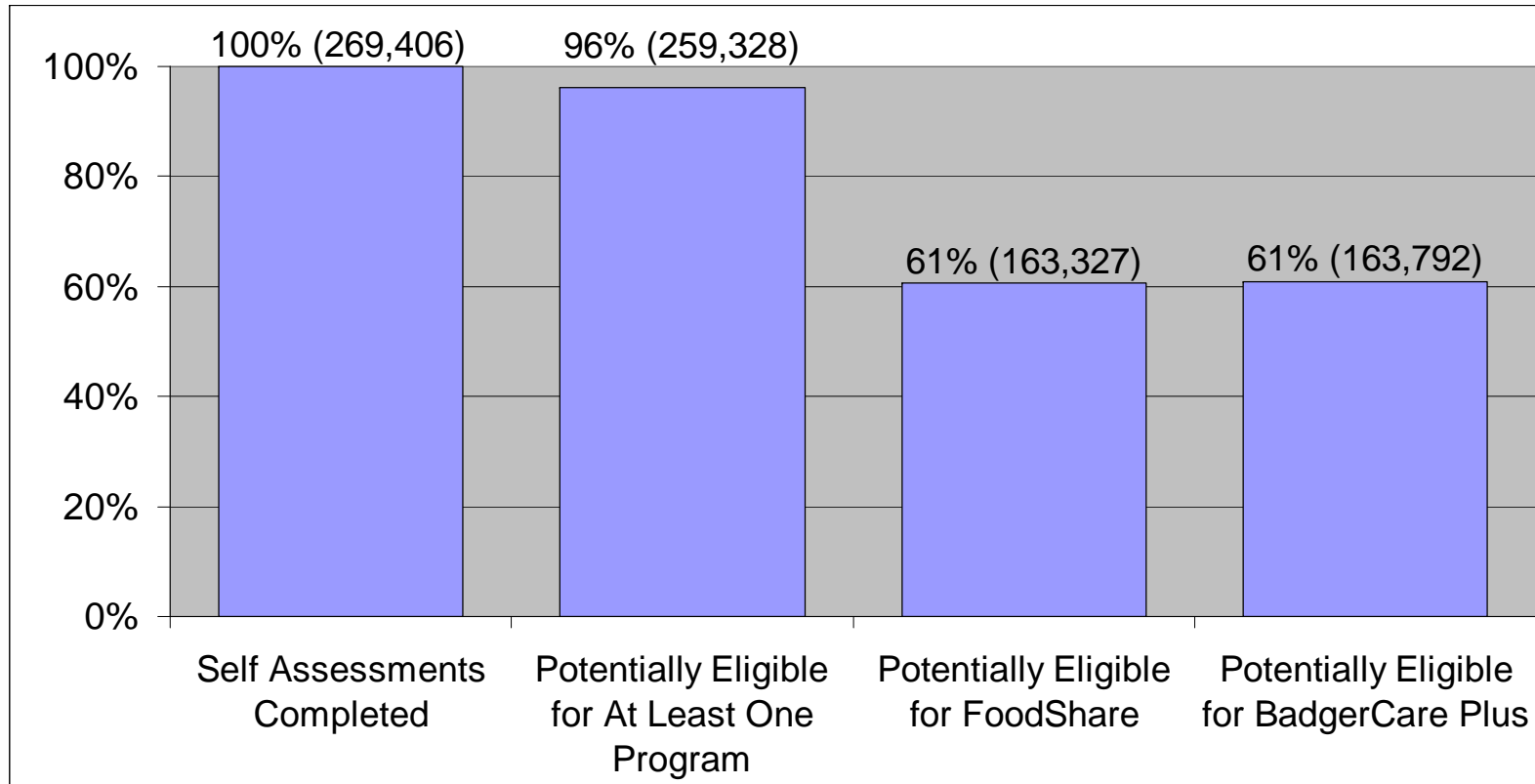
-Beginning in December 2004, totals include the addition of Family Planning Services, Medicaid (EBD), MPA, Long Term Care, SeniorCare, WIC, School Meals/Summer food, TEFAP, and Tax Credits.

-Beginning in late January 2007, totals include the addition of WHEAP (Wisconsin Home Energy Assistance Program.)

-As of January 2008, Family Medicaid and BadgerCare changed to BadgerCare Plus, Family Planning Waiver changed to Family Planning Services and EBD Medicaid changed to Medicaid.

Source Data: ACCESS

Households Found Potentially Eligible in AIE



Percentage of households selecting Spanish: **0.96%**

Of the percentage of households found eligible for FoodShare, the average FoodShare value is:
\$167.23

*The numbers include eligibility for BadgerCare Plus as of January 12, 2008

See next slide for detailed eligibility breakdown

*Prior to January 11, 2008, the numbers included eligibility for Family Medicaid and BadgerCare

Source Data: ACCESS

Potential Eligibility in AIE

	Date Available	July 2008	August 2008	Total to Date
FoodShare	08/2004	61%	62%	68%
BadgerCare Plus (prior to January 11, 2008, this was Family Medicaid and BadgerCare)	08/2004	70%	71%	63%
Medicaid (Elderly, Blind, and Disabled (EBD))	12/2004	10%	10%	11%
Family Planning Services	12/2004	64%	64%	64%
Medicare Premium Assistance Program	12/2004	3%	3%	4%
Long Term Care	12/2004	2%	2%	2%
SeniorCare	08/2004	6%	6%	10%
Women, Infant and Children (WIC)	12/2004	31%	30%	32%
School Meals/Summer Food Service	12/2004	67%	67%	68%
The Emergency Food Assistance Program (TEFAP)	12/2004	68%	69%	72%
Medicare Part D	07/2005	10%	10%	13%
Tax Credits	12/2004	73%	73%	78%
Wisconsin Home Energy Assistance Program (WHEAP)	01/2007	52%	52%	34%

FoodShare, Family MA, BadgerCare, and SeniorCare were available beginning August 2004. Medicare Part D became available in July 2005. WHEAP became available in January 2007. All other programs were made available in December 2004. As of January 2008, Family Medicaid and BadgerCare changed to BadgerCare Plus.

This chart represents the current month, the previous month, and the total to date of completed self assessments.

Source Data: ACCESS

AIE Usage by County/Tribe

County/Tribe	Count
ADAMS	1316
ASHLAND	1197
BARRON	2784
BAYFIELD	791
BROWN	11176
BUFFALO	648
BURNETT	665
CALUMET	1608
CHIPPEWA	3599
CLARK	1269
COLUMBIA	2687
CRAWFORD	764
DANE	24375
DODGE	3609
DOOR	1119
DOUGLAS	2161
DUNN	2912
EAUCLAIRE	5616
FLORENCE	252
FONDDULAC	3959
FOREST	519

County/Tribe	Count
GRANT	2277
GREEN	1855
GREENLAKE	734
IOWA	851
IRON	359
JACKSON	1050
JEFFERSON	3382
JUNEAU	1675
KENOSHA	9202
KEWAUNEE	591
LACROSSE	6303
LAFAYETTE	603
LANGLADE	785
LINCOLN	1064
MANITOWOC	2800
MARATHON	5476
MARINETTE	2183
MARQUETTE	844
MENOMINEE	230
MILWAUKEE	51270
MONROE	2699

AIE Usage by County/Tribe (Continued)

County/Tribe	Count
OCONTO	2378
ONEIDA	2121
OUTAGAMIE	8490
OZAUKEE	2547
PEPIN	361
PIERCE	1955
POLK	2350
PORTAGE	3487
PRICE	692
RACINE	7812
RICHLAND	904
ROCK	10471
RUSK	868
SAUK	3006
SAWYER	841
SHAWANO	2023

County/Tribe	Count
SHEBOYGAN	3653
ST. CROIX	4840
TAYLOR	659
TREMPEALEAU	1181
VERNON	1174
VILAS	1035
WALWORTH	4726
WASHBURN	799
WASHINGTON	4088
WAUKESHA	13101
WAUPACA	2290
WAUSHARA	1216
WINNEBAGO	7515
WOOD	4158
UNKNOWN	19030

Source Data: ACCESS



Apply for Benefits (AFB)

ACCESS AFB Usage by County/Tribe

County/Tribe	# of Submitted Applications
ADAMS	299
ASHLAND	200
BAD RIVER	34
BARRON	1217
BAYFIELD	198
BROWN	4505
BUFFALO	142
BURNETT	184
CALUMET	464
CHIPPEWA	672
CLARK	342
COLUMBIA	788
CRAWFORD	246
DANE	11151
DODGE	839
DOOR	164
DOUGLAS	575
DUNN	981
EAU CLAIRE	1294
FLORENCE	51
FOND DU LAC	1647

County/Tribe	# of Submitted Applications
FOREST	70
GRANT	443
GREEN	742
GREEN LAKE	223
HO CHUNK NATION	1
IOWA	147
IRON	39
JACKSON	197
JEFFERSON	735
JUNEAU	447
KENOSHA	4316
KEWAUNEE	112
LA CROSSE	17
LAC DU FLAMBEAU	2521
LAFAYETTE	150
LANGLADE	185
LINCOLN	289
MANITOWOC	1024
MARATHON	1985
MARINETTE	681
MARQUETTE	333

Source Data: ACCESS 11

ACCESS AFB Usage by County/Tribe (Continued)

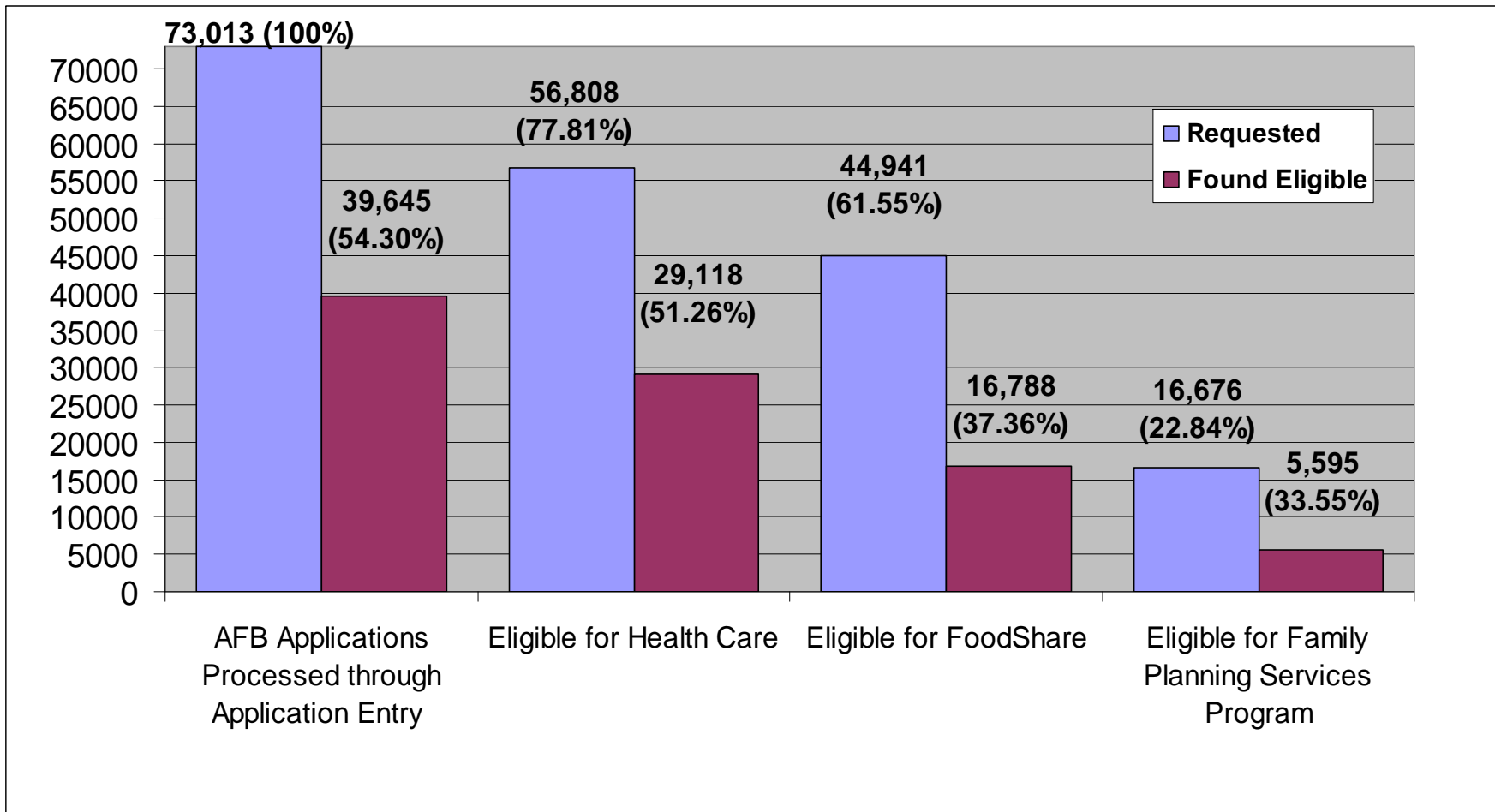
County/Tribe	# of Submitted Applications
MENOMINEE	17
MENOMINEE TRIBE	1
MILWAUKEE	31133
MONROE	750
OCONTO	438
ONEIDA	1059
ONEIDA NATION	72
OUTAGAMIE	2929
OZAUKEE	946
PEPIN	74
PIERCE	848
POLK	695
PORTAGE	1140
POTAWATOMI	3
PRICE	74
RACINE	2746
RED CLIFF	13
RICHLAND	140
ROCK	3463
RUSK	176
SAUK	752

County/Tribe	# of Submitted Applications
SAWYER	136
SHAWANO	455
SHEBOYGAN	806
SOKAOGON	35
ST CROIX	2312
ST CROIX TRIBE	1
STOCKBRIDGE-MUNSEE	10
TAYLOR	129
TREMPEALEAU	397
VERNON	247
VILAS	212
WALWORTH	1977
WASHBURN	217
WASHINGTON	1104
WAUKESHA	4827
WAUPACA	716
WAUSHARA	236
WINNEBAGO	2743
WOOD	934
TOTAL (submitted to date)	105,613

Source Data: ACCESS

CARES / AFB Eligibility Results

Eligibility Results of the Applications Submitted from ACCESS

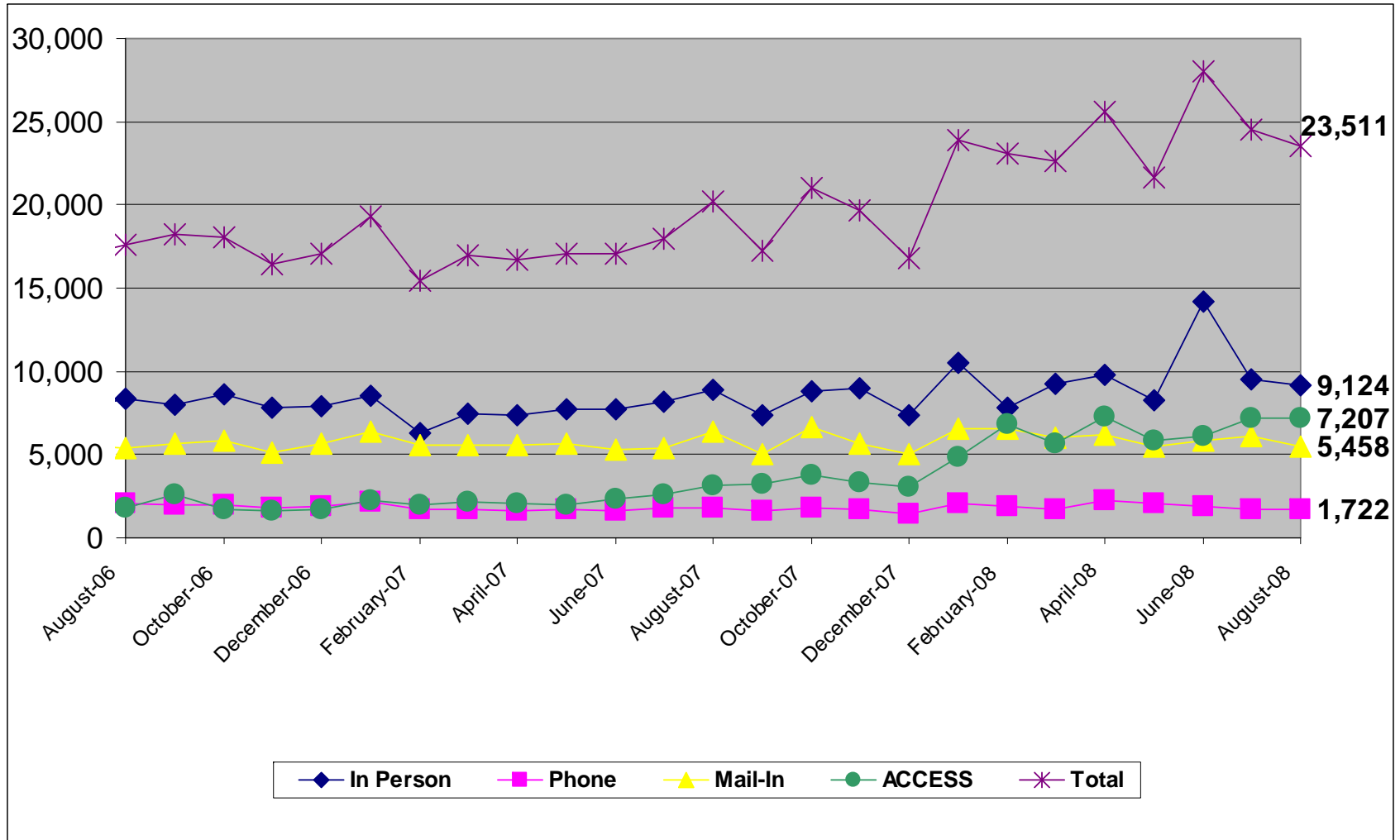


“AFB Applications Processed through Application Entry” indicates the number of ACCESS AFB applications for which the Application Entry process is complete for the case and eligibility has been run.

Source Data: CARES

CARES RFA Information

Health Care, FoodShare and Family Planning Services Program RFA Counts by Contact Method



Source Data: CARES

AFB Summary Information

- **Application Statistics**
 - Started to date: **185,552**
 - Average started per month: **11,681**
 - Submitted to date: **105,613**
 - Average completed per month: **6,700**
 - Full applications: **88,890**
 - Applications with just filing date: **16,723**
 - Priority Service Eligible: **23%**
 - Health care applications received this month with an elderly, blind, disabled or potentially disabled household member: **887**
- **Applications Submitted by Program**
 - FoodShare: **70,196**
 - Priority Service Eligible: **20,737**
 - Not Priority Service Eligible: **49,459**
 - Health Care: **77,622**
 - Family Planning Services: **23,299**
- **Help With Applications:**
 - Applied at Community Access Point: **3.98%**
 - Applied with the help of a friend or family member: **1.36%**
 - Applied with the help of a staff person or volunteer at an agency: **1.35%**
 - Authorized representative applied: **1.29%**
 - Legal Guardian applied: **0.71%**
 - Power of Attorney applied: **0.28%**

AFB Summary Information

- **FoodShare Benefit Amount**
 - Of those eligible for FoodShare, the average FoodShare value is: **\$210.16**
- **Answers to the FoodShare Interview Question**
 - Number of applications that requested a phone interview: **35,335**
 - Number of applications that requested an in person interview: **41,763**
 - Number of applications that did not answer: **3,878**
- **Hardship Reasons**
 - I am elderly, blind or disabled: **3.22%**
 - I work during regular business hours: **14.18%**
 - I have limited transportation or difficulty getting to the office: **17.00%**
 - I have school or training during regular business hours: **4.28%**
 - I am caring for another person in my household: **2.87%**
 - I do not have child care: **7.67%**
 - I am not comfortable going to the local agency: **4.91%**
 - I am ill and unable to go to the local agency: **1.56%**
 - There is severe weather in my area: **0.36%**
 - Other: **5.36%**



**Check My Benefits (CMB)
and
Report My Changes (RMC)**

MyACCESS Account Breakdown by County/Tribe (CMB/RMC)

County/Tribe	Count
ADAMS COUNTY	202
ASHLAND COUNTY	186
BADRIVER TRIBE	18
BARRON COUNTY	576
BAYFIELD COUNTY	102
BROWN COUNTY	2810
BUFFALO COUNTY	96
BURNETT COUNTY	140
CALUMET COUNTY	264
CHIPPEWA COUNTY	666
CLARK COUNTY	217
COLUMBIA COUNTY	481
CRAWFORD COUNTY	221
DANE COUNTY	4591
DODGE COUNTY	579
DOOR COUNTY	174
DOUGLAS COUNTY	404
DUNN COUNTY	612
EAUCLAIRE COUNTY	877
FLORENCE COUNTY	46
FONDDULAC COUNTY	1009
FOREST COUNTY	89
GRANT COUNTY	344
GREEN COUNTY	254
GREENLAKE COUNTY	132

County/Tribe	Count
IOWA COUNTY	140
IRON COUNTY	54
JACKSON COUNTY	142
JEFFERSON COUNTY	557
JUNEAU COUNTY	273
KENOSHA COUNTY	3038
KEWAUNEE COUNTY	111
LAC DU FLAMBEAU TRIBE	39
LACROSSE COUNTY	915
LAFAYETTE COUNTY	88
LANGLADE COUNTY	224
LINCOLN COUNTY	226
MANITOWOC COUNTY	532
MARATHON COUNTY	1123
MARINETTE COUNTY	435
MARQUETTE COUNTY	152
MENOMINEE COUNTY	41
MILWAUKEE COUNTY	31666
MONROE COUNTY	508
OCONTO COUNTY	328
ONEIDA COUNTY	505
ONEIDA TRIBAL COUNCIL	108
OUTAGAMIE COUNTY	1778
OZAUKEE COUNTY	438
PEPIN COUNTY	43

Source Data: ACCESS

MyACCESS Account Breakdown by County/Tribe (CMB/RMC, Continued)

County/Tribe	Count
PIERCE COUNTY	344
POLK COUNTY	477
PORTAGE COUNTY	615
POTAWATOMI	2
PRICE COUNTY	84
RACINE COUNTY	2421
REDCLIFF TRIBE	29
RICHLAND COUNTY	124
ROCK COUNTY	2038
RUSK COUNTY	164
SAUK COUNTY	519
SAWYER COUNTY	128
SHAWANO COUNTY	343
SHEBOYGAN COUNTY	917
SOKAOGON TRIBE	7
ST.CROIX COUNTY	800
STATE LEVEL AGENCY - CAPO	522
STOCKBRIDGE-MUNSEE TRIBE	16
TAYLOR COUNTY	81
TREMPEALEAU COUNTY	320
VERNON COUNTY	180
VILAS COUNTY	134
WALWORTH COUNTY	966
WASHBURN COUNTY	154

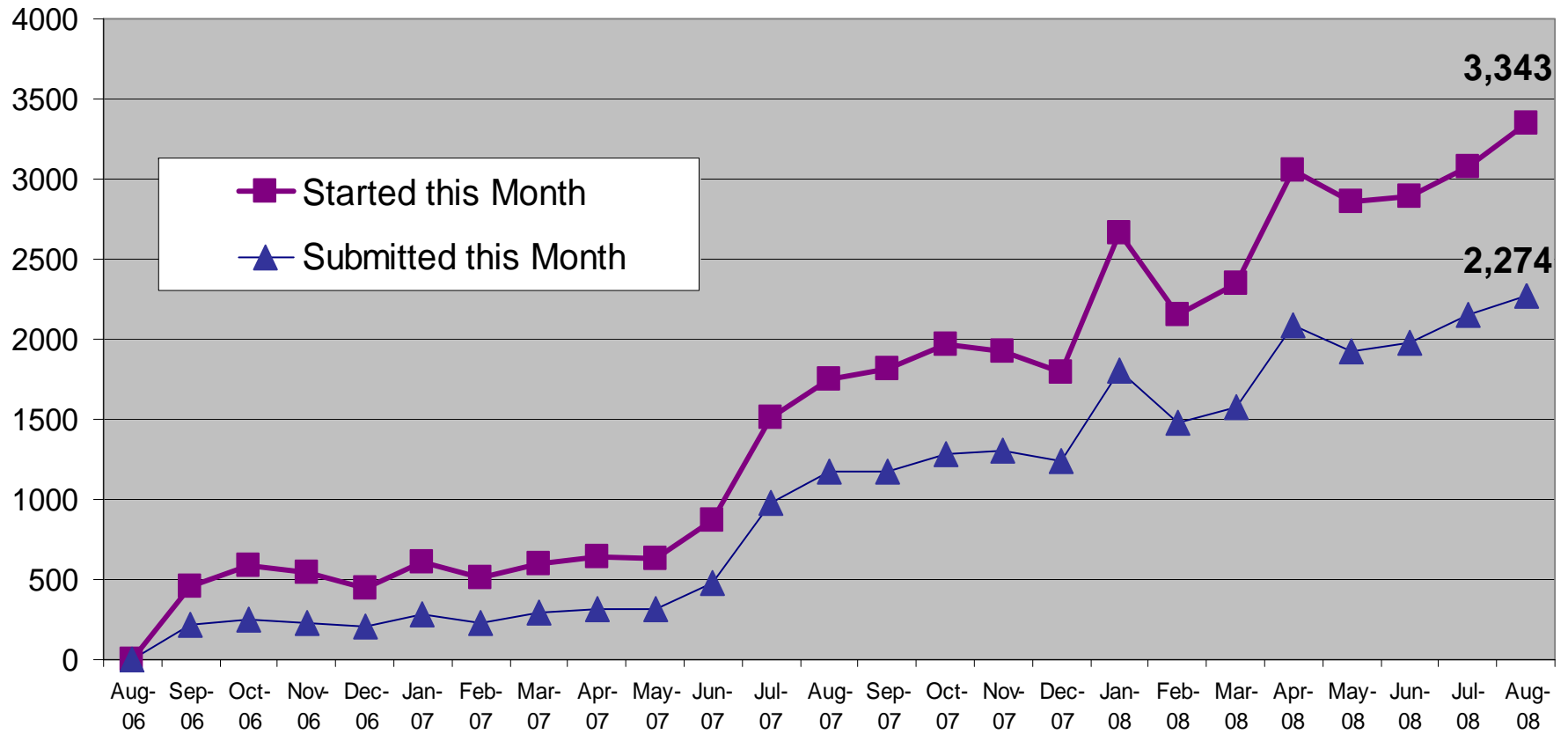
County/Tribe	Count
WASHINGTON COUNTY	807
WAUKESHA COUNTY	2314
WAUPACA COUNTY	522
WAUSHARA COUNTY	218
WINNEBAGO COUNTY	1636
WOOD COUNTY	747
Total	76,183

Usage Statistics for CMB for August

- Total number of times users logged in to CMB: **52,431**
(i.e., if client X logged in 3 times in one month, we count 3 total logins)
- Total number of distinct users who logged in to CMB: **15,638**
(i.e., if client X logged in 3 times in one month, we count 1 distinct user)
- Total number of repetitive logins by users: **36,793**
(i.e., if client X logged in 3 times in one month, we count 2 repetitive logins)

RMC Summary Information

Report My Changes (RMC) Report Counts



Started to date: **39,000**

Submitted to date: **25,248**

Types of Changes Reported to Date Cumulative

Change Type	Count
CHANGE IN ADDRESS AND/OR PHONE NUMBER	9394
SOMEONE MOVED INTO HOUSEHOLD (PERSON ADD)	2474
SOMEONE MOVED OUT OF HOUSEHOLD	1926
SOMEONE DIED	27
SOMEONE GOT MARRIED	478
SOMEONE GOT DIVORCED	35
SOMEONE BECAME PREGNANT	1096
SOMEONE'S PREGNANCY ENDED	779
SOMEONE BECAME DISABLED	388
SOMEONE STARTED A TYPE OF JOB OR EMPLOYMENT	4820
SOMEONE CHANGED A TYPE OF JOB OR EMPLOYMENT	4590
SOMEONE ENDED A TYPE OF JOB OR EMPLOYMENT	6677

Change Type	Count
SOMEONE STARTED A TYPE OF UNEARNED INCOME	728
SOMEONE CHANGED A TYPE OF UNEARNED INCOME	702
SOMEONE ENDED A TYPE OF UNEARNED INCOME	1175
SOMEONE ADDED A NEW TYPE OF UTILITY	4189
SOMEONE STOPPED PAYING A TYPE OF UTILITY	1611
SOMEONE ADDED A HOUSING EXPENSE	1902
SOMEONE CHANGED A HOUSING EXPENSE	2564
SOMEONE ENDED A HOUSING EXPENSE	677

RMC Usage by County/Tribe

County/Tribe	Count
ADAMS COUNTY	70
ASHLAND COUNTY	30
BADRIVER TRIBE	2
BARRON COUNTY	98
BAYFIELD COUNTY	13
BROWN COUNTY	835
BUFFALO COUNTY	9
BURNETT COUNTY	6
CALUMET COUNTY	38
CHIPPEWA COUNTY	132
CLARK COUNTY	26
COLUMBIA COUNTY	97
CRAWFORD COUNTY	72
DANE COUNTY	1897
DODGE COUNTY	153
DOOR COUNTY	31
DOUGLAS COUNTY	92
DUNN COUNTY	95
EAUCLAIRE COUNTY	229
FLORENCE COUNTY	2
FONDDULAC COUNTY	176
FOREST COUNTY	12
GRANT COUNTY	62
GREEN COUNTY	74
GREENLAKE COUNTY	16

County/Tribe	Count
IOWA COUNTY	23
IRON COUNTY	5
JACKSON COUNTY	23
JEFFERSON COUNTY	124
JUNEAU COUNTY	87
KENOSHA COUNTY	768
KEWAUNEE COUNTY	9
LAC DU FLAMBEAU TRIBE	285
LACROSSE COUNTY	2
LAFAYETTE COUNTY	11
LANGLADE COUNTY	34
LINCOLN COUNTY	44
MANITOWOC COUNTY	110
MARATHON COUNTY	366
MARINETTE COUNTY	99
MARQUETTE COUNTY	45
MENOMINEE COUNTY	4
MILWAUKEE COUNTY	13329
MONROE COUNTY	155
OCONTO COUNTY	75
ONEIDA COUNTY	118
ONEIDA TRIBAL COUNCIL	28
OUTAGAMIE COUNTY	655
OZAUKEE COUNTY	140
PEPIN COUNTY	16

Source Data: ACCESS

RMC Usage by County/Tribe (Continued)

County/Tribe	Count
PIERCE COUNTY	111
POLK COUNTY	88
PORTAGE COUNTY	81
POTAWATOMI	0
PRICE COUNTY	8
RACINE COUNTY	687
REDCLIFF TRIBE	4
RICHLAND COUNTY	22
ROCK COUNTY	509
RUSK COUNTY	25
SAUK COUNTY	144
SAWYER COUNTY	27
SHAWANO COUNTY	60
SHEBOYGAN COUNTY	237
SOKAOGON TRIBE	4
ST.CROIX COUNTY	259
STATE LEVEL AGENCY - CAPO	0
STOCKBRIDGE-MUNSEE TRIBE	0
TAYLOR COUNTY	10
TREMPEALEAU COUNTY	54
VERNON COUNTY	29
VILAS COUNTY	18
WALWORTH COUNTY	292
WASHBURN COUNTY	39

County/Tribe	Count
WASHINGTON COUNTY	195
WAUKESHA COUNTY	705
WAUPACA COUNTY	143
WAUSHARA COUNTY	32
WINNEBAGO COUNTY	444
WOOD COUNTY	198
Total	25,248