



ACCESS TO ELIGIBILITY SUPPORT SERVICES FOR HEALTH AND NUTRITION

Usage and Eligibility Results Report
As of 09/30/2008

ACCESS Report Summary

Am I Eligible¹

- **Self Assessments**

- Started to date: **301,274**
- Average started per month: **11,486²**
- Completed to date: **280,897**
- Average completed per month: **10,777²**

- **Households**

- Number of households found potentially eligible for at least one program: **270,494**
- Percentage of households who completed the screener that were found eligible for at least one program: **96%**
- Percentage of households selecting Spanish: **0.98%**

- **Am I Eligible at a Glance**

- Of the percentage of households found eligible for FoodShare, the average FoodShare value is: **\$168.27**
- On average, it took between **15 to 20** minutes to complete a self assessment

Check My Benefits³

- Number of MyACCESS accounts created: **116,113 (79,821 unique accounts)**

¹ Cumulative total from August 2004 to present month.

² Average over the last 3 months.

³ Cumulative total from September 2005 to present month.

ACCESS Report Summary (Continued)

Apply For Benefits¹ (AFB)

- **Applications**
 - Started to date: **199,908**
 - Average started per month: **12,853²**
 - Submitted to date: **113,852**
 - Average completed per month: **7,403²**
 - Full applications: **95,670**
 - Applications with just filing date: **18,182**
 - Priority Service Eligible: **24%**
- **Applications by Program**
 - FoodShare: **75,933**
 - Priority Service Eligible: **22,490**
 - Not Priority Service Eligible: **53,443**
 - Health Care: **83,546**
 - Family Planning Services: **24,980**

Report My Changes³(RMC)

- **Reports**
 - Started this month: **3,607**
 - Submitted this month: **2,552**

¹ Cumulative totals from June 2006 to present.


² Average over the last 3 months.

³ Cumulative totals from September 2006 to present



Am I Eligible? (AIE)

AIE Self Assessment Statistics



Average self assessments started per month: **11,486**

Average self assessments completed per month: **10,777**

On average, it took between **15 to 20** minutes to complete a self assessment

-August 2004 through November 2004 totals include the Family Medicaid and FoodShare Programs only.

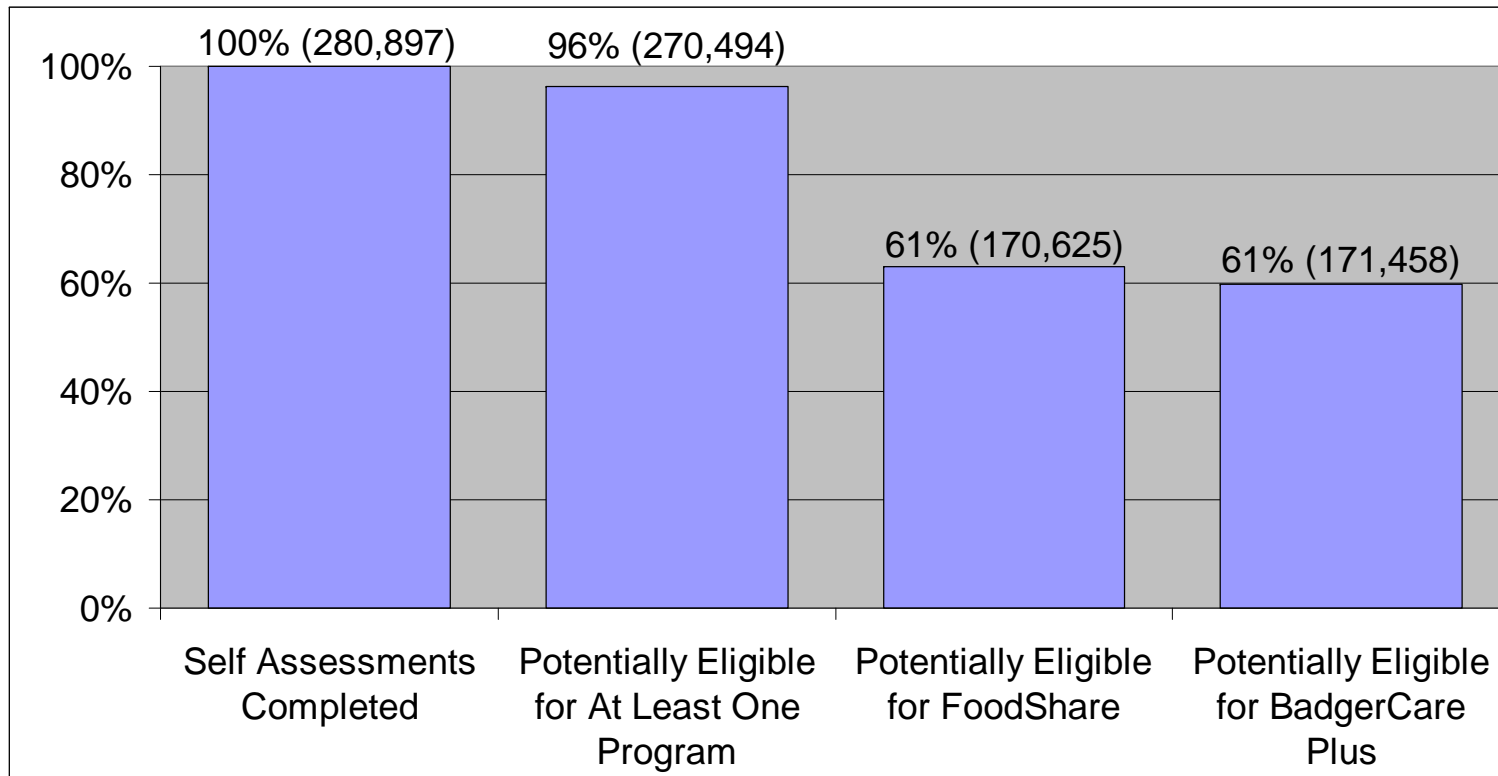
-Beginning in December 2004, totals include the addition of Family Planning Services, Medicaid (EBD), MPA, Long Term Care, SeniorCare, WIC, School Meals/Summer food, TEFAP, and Tax Credits.

-Beginning in late January 2007, totals include the addition of WHEAP (Wisconsin Home Energy Assistance Program.)

-As of January 2008, Family Medicaid and BadgerCare changed to BadgerCare Plus, Family Planning Waiver changed to Family Planning Services and EBD Medicaid changed to Medicaid.

Source Data: ACCESS

Households Found Potentially Eligible in AIE



Percentage of households selecting Spanish: **0.98%**

Of the percentage of households found eligible for FoodShare, the average FoodShare value is:
\$168.27

*The numbers include eligibility for BadgerCare Plus as of January 12, 2008

See next slide for detailed eligibility breakdown

*Prior to January 11, 2008, the numbers included eligibility for Family Medicaid and BadgerCare

Source Data: ACCESS

Potential Eligibility in AIE

	Date Available	August 2008	September 2008	Total to Date
FoodShare	08/2004	62%	64%	60%
BadgerCare Plus (prior to January 11, 2008, this was Family Medicaid and BadgerCare)	08/2004	71%	67%	57%
Medicaid (Elderly, Blind, and Disabled (EBD))	12/2004	10%	10%	10%
Family Planning Services	12/2004	64%	62%	57%
Medicare Premium Assistance Program	12/2004	3%	3%	4%
Long Term Care	12/2004	2%	1%	2%
SeniorCare	08/2004	6%	5%	9%
Women, Infant and Children (WIC)	12/2004	30%	30%	28%
School Meals/Summer Food Service	12/2004	67%	64%	60%
The Emergency Food Assistance Program (TEFAP)	12/2004	69%	68%	64%
Medicare Part D	07/2005	10%	9%	12%
Tax Credits	12/2004	73%	69%	69%
Wisconsin Home Energy Assistance Program (WHEAP)	01/2007	52%	53%	31%

FoodShare, Family MA, BadgerCare, and SeniorCare were available beginning August 2004. Medicare Part D became available in July 2005. WHEAP became available in January 2007. All other programs were made available in December 2004. As of January 2008, Family Medicaid and BadgerCare changed to BadgerCare Plus.

This chart represents the current month, the previous month, and the total to date of completed self assessments.

Source Data: ACCESS

AIE Usage by County/Tribe

County/Tribe	Count
ADAMS	1,359
ASHLAND	1,246
BARRON	2,897
BAYFIELD	818
BROWN	11,592
BUFFALO	681
BURNETT	693
CALUMET	1,684
CHIPPEWA	3,757
CLARK	1,320
COLUMBIA	2,792
CRAWFORD	793
DANE	25,363
DODGE	3,738
DOOR	1,159
DOUGLAS	2,251
DUNN	3,032
EAUCLAIRE	5,838
FLORENCE	260
FONDDULAC	4,136
FOREST	534

County/Tribe	Count
GRANT	2,366
GREEN	1,915
GREENLAKE	762
IOWA	893
IRON	368
JACKSON	1,098
JEFFERSON	3,520
JUNEAU	1,746
KENOSHA	9,636
KEWAUNEE	608
LACROSSE	6,585
LAFAYETTE	640
LANGLADE	810
LINCOLN	1,123
MANITOWOC	2,927
MARATHON	5,698
MARINETTE	2,271
MARQUETTE	872
MENOMINEE	238
MILWAUKEE	53,702
MONROE	2,804

AIE Usage by County/Tribe (Continued)

County/Tribe	Count
OCONTO	2,456
ONEIDA	2,221
OUTAGAMIE	8,874
OZAUKEE	2,653
PEPIN	375
PIERCE	2,031
POLK	2,436
PORTAGE	3,639
PRICE	715
RACINE	8,228
RICHLAND	945
ROCK	10,889
RUSK	906
SAUK	3,154
SAWYER	871
SHAWANO	2,106

County/Tribe	Count
SHEBOYGAN	3,844
ST. CROIX	5,009
TAYLOR	685
TREMPEALEAU	1,214
VERNON	1,216
VILAS	1,066
WALWORTH	4,933
WASHBURN	842
WASHINGTON	4,273
WAUKESHA	13,601
WAUPACA	2,411
WAUSHARA	1,259
WINNEBAGO	7,797
WOOD	4,308
UNKNOWN	19,792

Source Data: ACCESS



Apply for Benefits (AFB)

ACCESS AFB Usage by County/Tribe

County/Tribe	# of Submitted Applications
ADAMS	316
ASHLAND	231
BAD RIVER	34
BARRON	1,307
BAYFIELD	210
BROWN	4,850
BUFFALO	147
BURNETT	206
CALUMET	510
CHIPPEWA	718
CLARK	364
COLUMBIA	840
CRAWFORD	260
DANE	11,911
DODGE	919
DOOR	172
DOUGLAS	613
DUNN	1,041
EAU CLAIRE	1,393
FLORENCE	56
FOND DU LAC	1,741

County/Tribe	# of Submitted Applications
FOREST	74
GRANT	478
GREEN	789
GREEN LAKE	230
HO CHUNK NATION	1
IOWA	157
IRON	41
JACKSON	212
JEFFERSON	780
JUNEAU	483
KENOSHA	4,552
KEWAUNEE	121
LA CROSSE	20
LAC DU FLAMBEAU	2,716
LAFAYETTE	163
LANGLADE	203
LINCOLN	318
MANITOWOC	1,086
MARATHON	2,128
MARINETTE	737
MARQUETTE	348

Source Data: ACCESS 11

ACCESS AFB Usage by County/Tribe (Continued)

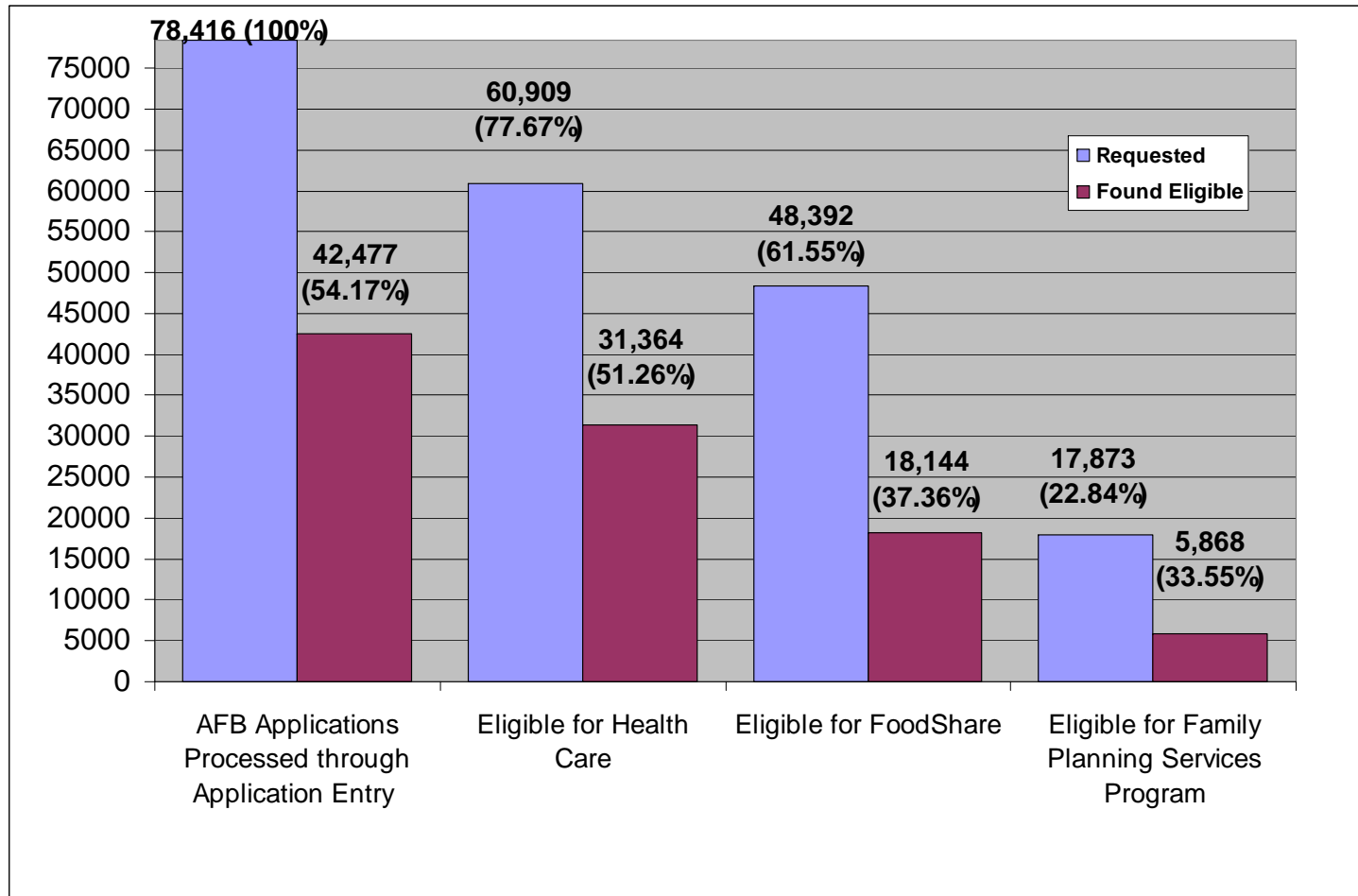
County/Tribe	# of Submitted Applications
MENOMINEE	18
MENOMINEE TRIBE	1
MILWAUKEE	34,105
MONROE	810
OCONTO	478
ONEIDA	1,095
ONEIDA NATION	73
OUTAGAMIE	3,136
OZAUKEE	1,030
PEPIN	79
PIERCE	902
POLK	744
PORTAGE	1,220
POTAWATOMI	5
PRICE	83
RACINE	2,961
RED CLIFF	13
RICHLAND	151
ROCK	3,713
RUSK	195
SAUK	821

County/Tribe	# of Submitted Applications
SAWYER	142
SHAWANO	484
SHEBOYGAN	876
SOKAOGON	36
ST CROIX	2,457
ST CROIX TRIBE	1
STOCKBRIDGE-MUNSEE	12
TAYLOR	138
TREMPEALEAU	429
VERNON	264
VILAS	221
WALWORTH	2,131
WASHBURN	240
WASHINGTON	1,184
WAUKESHA	5,157
WAUPACA	781
WAUSHARA	255
WINNEBAGO	2,937
WOOD	998
TOTAL (submitted to date)	113,852

Source Data: ACCESS

CARES / AFB Eligibility Results

Eligibility Results of the Applications Submitted from ACCESS

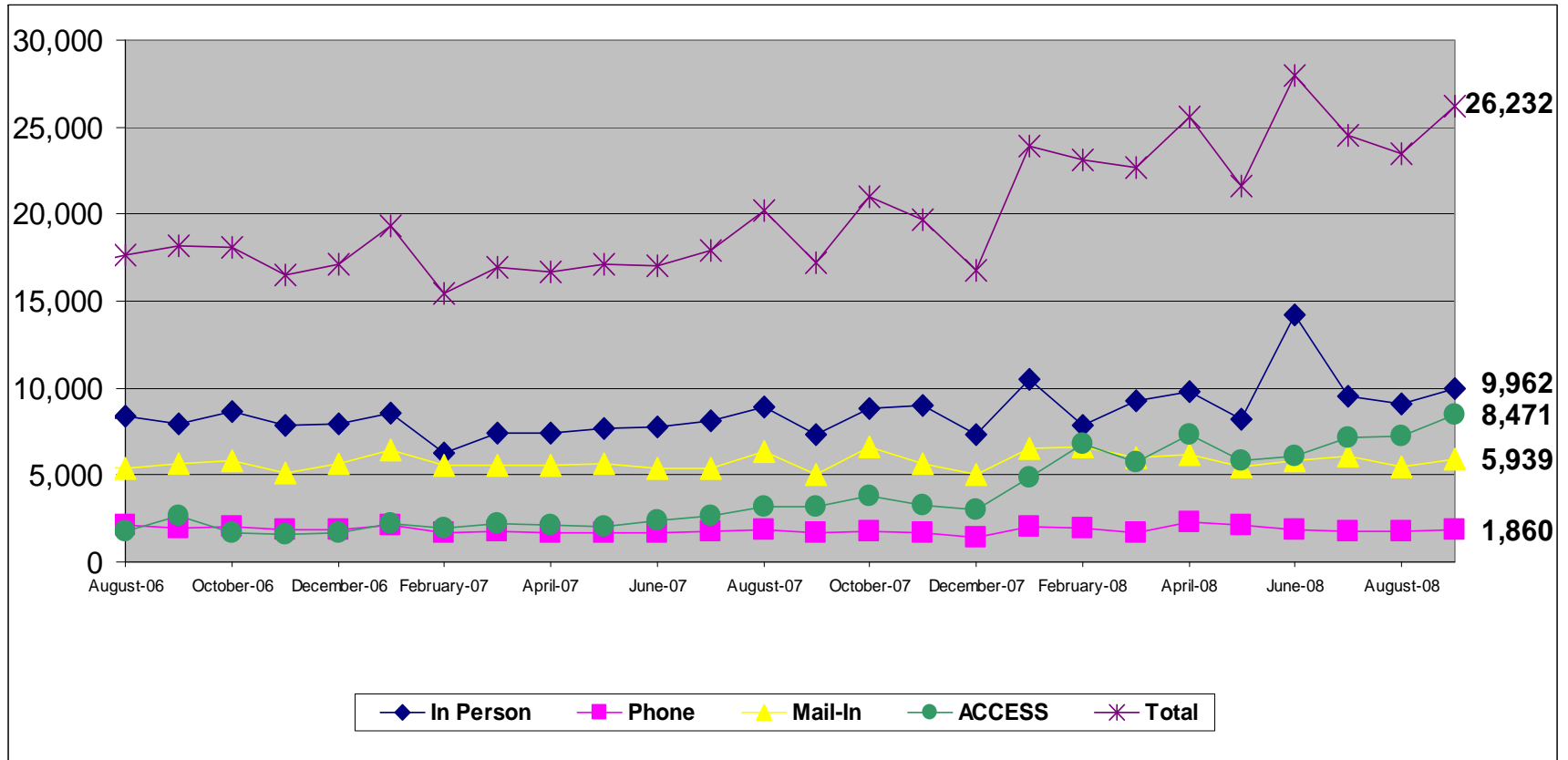


“AFB Applications Processed through Application Entry” indicates the number of ACCESS AFB applications for which the Application Entry process is complete for the case and eligibility has been run.

Source Data: CARES

CARES RFA Information

Health Care, FoodShare and Family Planning Services Program RFA Counts by Contact Method



Source Data: CARES

AFB Summary Information

- **Application Statistics**
 - Started to date: **199,908**
 - Average started per month: **12,853**
 - Submitted to date: **113,852**
 - Average completed per month: **7,403**
 - Full applications: **95,670**
 - Applications with just filing date: **18,182**
 - Priority Service Eligible: **24%**
 - Health care applications received this month with an elderly, blind, disabled or potentially disabled household member: **1,046**
- **Applications Submitted by Program**
 - FoodShare: **75,933**
 - Priority Service Eligible: **22,490**
 - Not Priority Service Eligible: **53,443**
 - Health Care: **83,546**
 - Family Planning Services: **24,980**
- **Help With Applications:**
 - Applied at Community Access Point: **4.19%**
 - Applied with the help of a friend or family member: **1.41%**
 - Applied with the help of a staff person or volunteer at an agency: **1.36%**
 - Authorized representative applied: **1.33%**
 - Legal Guardian applied: **0.72%**
 - Power of Attorney applied: **0.29%**

AFB Summary Information

- **FoodShare Benefit Amount**
 - Of those eligible for FoodShare, the average FoodShare value is: **\$237.73**
- **Answers to the FoodShare Interview Question**
 - Number of applications that requested a phone interview: **38,123**
 - Number of applications that requested an in person interview: **45,530**
 - Number of applications that did not answer: **4,206**
- **Hardship Reasons**
 - I am elderly, blind or disabled: **3.25%**
 - I work during regular business hours: **14.28%**
 - I have limited transportation or difficulty getting to the office: **17.17%**
 - I have school or training during regular business hours: **4.40%**
 - I am caring for another person in my household: **2.81%**
 - I do not have child care: **7.65%**
 - I am not comfortable going to the local agency: **4.91%**
 - I am ill and unable to go to the local agency: **1.58%**
 - There is severe weather in my area: **0.34%**
 - Other: **5.44%**



**Check My Benefits (CMB)
and
Report My Changes (RMC)**

MyACCESS Account Breakdown by County/Tribe (CMB/RMC)

County/Tribe	Count
ADAMS COUNTY	209
ASHLAND COUNTY	192
BADRIVER TRIBE	17
BARRON COUNTY	591
BAYFIELD COUNTY	104
BROWN COUNTY	3,033
BUFFALO COUNTY	99
BURNETT COUNTY	154
CALUMET COUNTY	272
CHIPPEWA COUNTY	689
CLARK COUNTY	229
COLUMBIA COUNTY	498
CRAWFORD COUNTY	237
DANE COUNTY	4,803
DODGE COUNTY	604
DOOR COUNTY	180
DOUGLAS COUNTY	417
DUNN COUNTY	633
EAUCLAIRE COUNTY	915
FLORENCE COUNTY	46
FONDDULAC COUNTY	1,036
FOREST COUNTY	92
GRANT COUNTY	357
GREEN COUNTY	270
GREENLAKE COUNTY	140

County/Tribe	Count
IOWA COUNTY	147
IRON COUNTY	55
JACKSON COUNTY	149
JEFFERSON COUNTY	587
JUNEAU COUNTY	281
KENOSHA COUNTY	3,175
KEWAUNEE COUNTY	111
LAC DU FLAMBEAU TRIBE	44
LACROSSE COUNTY	970
LAFAYETTE COUNTY	92
LANGLADE COUNTY	238
LINCOLN COUNTY	239
MANITOWOC COUNTY	566
MARATHON COUNTY	1,169
MARINETTE COUNTY	451
MARQUETTE COUNTY	158
MENOMINEE COUNTY	41
MILWAUKEE COUNTY	33,213
MONROE COUNTY	524
OCONTO COUNTY	341
ONEIDA COUNTY	516
ONEIDA TRIBAL COUNCIL	112
OUTAGAMIE COUNTY	1,840
OZAUKEE COUNTY	449
PEPIN COUNTY	49

Source Data: ACCESS

MyACCESS Account Breakdown by County/Tribe (CMB/RMC, Continued)

County/Tribe	Count
PIERCE COUNTY	353
POLK COUNTY	505
PORTAGE COUNTY	643
POTAWATOMI	2
PRICE COUNTY	90
RACINE COUNTY	2,543
REDCLIFF TRIBE	29
RICHLAND COUNTY	124
ROCK COUNTY	2,140
RUSK COUNTY	169
SAUK COUNTY	540
SAWYER COUNTY	139
SHAWANO COUNTY	367
SHEBOYGAN COUNTY	976
SOKAOGON TRIBE	7
ST.CROIX COUNTY	832
STATE LEVEL AGENCY - CAPO	543
STOCKBRIDGE-MUNSEE TRIBE	17
TAYLOR COUNTY	83
TREMPEALEAU COUNTY	331
VERNON COUNTY	192
VILAS COUNTY	139
WALWORTH COUNTY	1,021
WASHBURN COUNTY	160

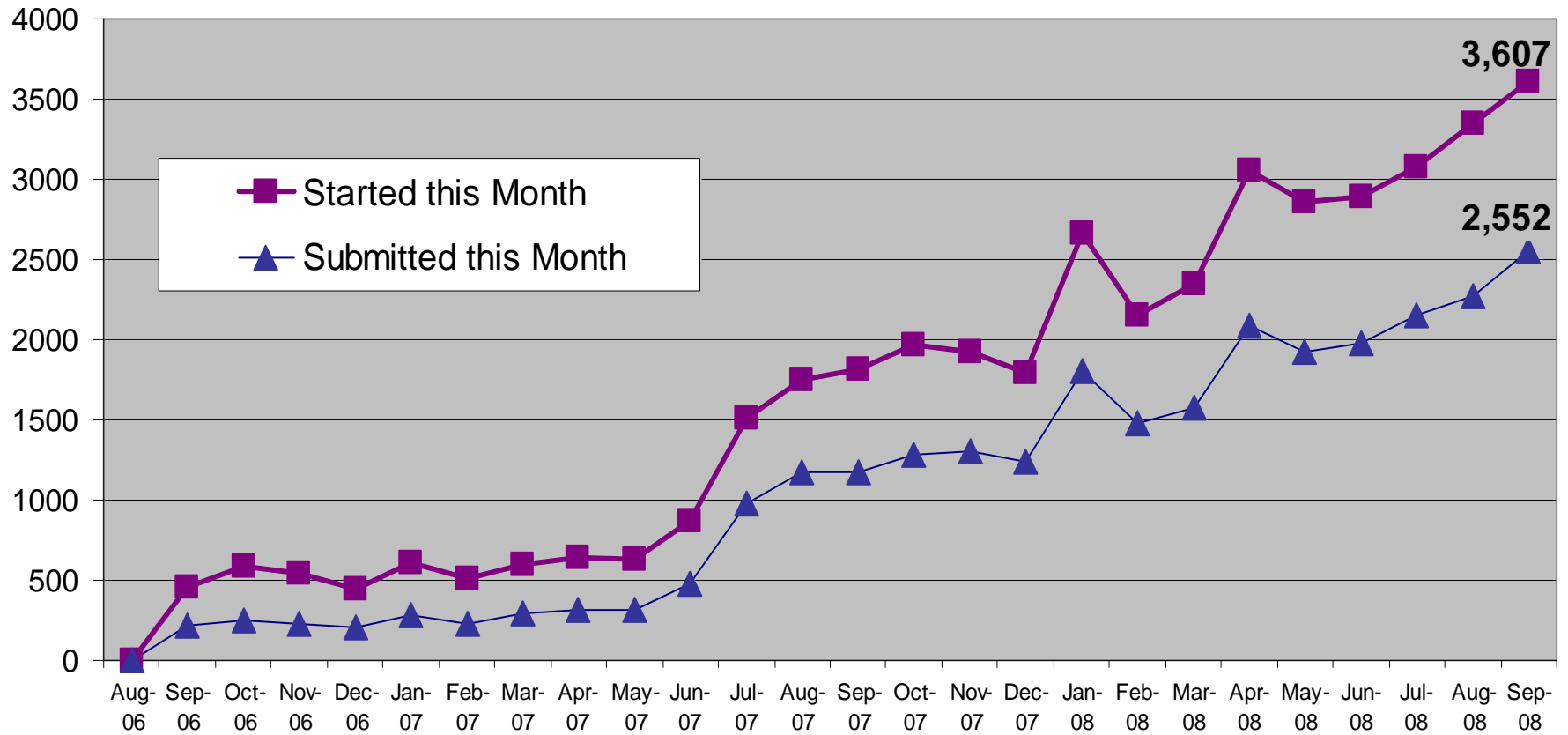
County/Tribe	Count
WASHINGTON COUNTY	851
WAUKESHA COUNTY	2,402
WAUPACA COUNTY	549
WAUSHARA COUNTY	231
WINNEBAGO COUNTY	1,716
WOOD COUNTY	793
Total	79,821

Usage Statistics for CMB for September

- Total number of times users logged in to CMB: **59,237**
(i.e., if client X logged in 3 times in one month, we count 3 total logins)
- Total number of distinct users who logged in to CMB: **17,156**
(i.e., if client X logged in 3 times in one month, we count 1 distinct user)
- Total number of repetitive logins by users: **42,081**
(i.e., if client X logged in 3 times in one month, we count 2 repetitive logins)

RMC Summary Information

Report My Changes (RMC) Report Counts



Started to date: **42,607**

Submitted to date: **27,800**

Types of Changes Reported to Date Cumulative

Change Type	Count
CHANGE IN ADDRESS AND/OR PHONE NUMBER	10595
SOMEONE MOVED INTO HOUSEHOLD (PERSON ADD)	2763
SOMEONE MOVED OUT OF HOUSEHOLD	2151
SOMEONE DIED	30
SOMEONE GOT MARRIED	522
SOMEONE GOT DIVORCED	39
SOMEONE BECAME PREGNANT	1221
SOMEONE'S PREGNANCY ENDED	853
SOMEONE BECAME DISABLED	434
SOMEONE STARTED A TYPE OF JOB OR EMPLOYMENT	5157
SOMEONE CHANGED A TYPE OF JOB OR EMPLOYMENT	4813
SOMEONE ENDED A TYPE OF JOB OR EMPLOYMENT	7311

Change Type	Count
SOMEONE STARTED A TYPE OF UNEARNED INCOME	812
SOMEONE CHANGED A TYPE OF UNEARNED INCOME	776
SOMEONE ENDED A TYPE OF UNEARNED INCOME	1322
SOMEONE ADDED A NEW TYPE OF UTILITY	4748
SOMEONE STOPPED PAYING A TYPE OF UTILITY	1850
SOMEONE ADDED A HOUSING EXPENSE	2121
SOMEONE CHANGED A HOUSING EXPENSE	2866
SOMEONE ENDED A HOUSING EXPENSE	763

RMC Usage by County/Tribe

County/Tribe	Count
ADAMS COUNTY	73
ASHLAND COUNTY	32
BADRIVER TRIBE	3
BARRON COUNTY	99
BAYFIELD COUNTY	14
BROWN COUNTY	919
BUFFALO COUNTY	9
BURNETT COUNTY	7
CALUMET COUNTY	41
CHIPPEWA COUNTY	142
CLARK COUNTY	34
COLUMBIA COUNTY	120
CRAWFORD COUNTY	74
DANE COUNTY	2102
DODGE COUNTY	164
DOOR COUNTY	35
DOUGLAS COUNTY	104
DUNN COUNTY	104
EAUCLAIRE COUNTY	245
FLORENCE COUNTY	2
FONDDULAC COUNTY	190
FOREST COUNTY	12
GRANT COUNTY	77
GREEN COUNTY	85
GREENLAKE COUNTY	19

County/Tribe	Count
IOWA COUNTY	23
IRON COUNTY	5
JACKSON COUNTY	27
JEFFERSON COUNTY	141
JUNEAU COUNTY	99
KENOSHA COUNTY	835
KEWAUNEE COUNTY	8
LAC DU FLAMBEAU TRIBE	295
LACROSSE COUNTY	2
LAFAYETTE COUNTY	12
LANGLADE COUNTY	44
LINCOLN COUNTY	47
MANITOWOC COUNTY	117
MARATHON COUNTY	376
MARINETTE COUNTY	107
MARQUETTE COUNTY	38
MENOMINEE COUNTY	4
MILWAUKEE COUNTY	14735
MONROE COUNTY	168
OCONTO COUNTY	73
ONEIDA COUNTY	134
ONEIDA TRIBAL COUNCIL	29
OUTAGAMIE COUNTY	720
OZAUKEE COUNTY	148
PEPIN COUNTY	17

Source Data: ACCESS

RMC Usage by County/Tribe (Continued)

County/Tribe	Count
PIERCE COUNTY	121
POLK COUNTY	112
PORTAGE COUNTY	112
POTAWATOMI	0
PRICE COUNTY	9
RACINE COUNTY	761
REDCLIFF TRIBE	4
RICHLAND COUNTY	28
ROCK COUNTY	566
RUSK COUNTY	26
SAUK COUNTY	155
SAWYER COUNTY	27
SHAWANO COUNTY	68
SHEBOYGAN COUNTY	260
SOKAOGON TRIBE	4
ST.CROIX COUNTY	272
STATE LEVEL AGENCY - CAPO	0
STOCKBRIDGE-MUNSEE TRIBE	0
TAYLOR COUNTY	12
TREMPEALEAU COUNTY	62
VERNON COUNTY	33
VILAS COUNTY	19
WALWORTH COUNTY	340
WASHBURN COUNTY	40

County/Tribe	Count
WASHINGTON COUNTY	210
WAUKESHA COUNTY	763
WAUPACA COUNTY	155
WAUSHARA COUNTY	33
WINNEBAGO COUNTY	486
WOOD COUNTY	211
Total	27,800