



ACCESS TO ELIGIBILITY SUPPORT SERVICES FOR HEALTH AND NUTRITION

Usage and Eligibility Results Report
As of 1/31/2009

ACCESS Report Summary

Am I Eligible¹

- **Self Assessments**
 - Started to date: **356,986**
 - Average started per month: **13,943²**
 - Completed to date: **333,202**
 - Average completed per month: **13,098²**
- **Households**
 - Number of households found potentially eligible for at least one program: **321,010**
 - Percentage of households who completed the screener that were found eligible for at least one program: **96%**
 - Percentage of households selecting Spanish: **1.02%**
- **Am I Eligible at a Glance**
 - Of the percentage of households found eligible for FoodShare, the average FoodShare value is: **\$172.44**
 - On average, it took between **15 to 20** minutes to complete a self assessment

Check My Benefits³

- Number of MyACCESS accounts created: **138,110 (92,760 unique accounts)**

¹ Cumulative total from August 2004 to present month.

² Average over the last 3 months.

³ Cumulative total from September 2005 to present month.

ACCESS Report Summary (Continued)

Apply For Benefits¹ (AFB)

- **Applications**
 - Started to date: **262,195**
 - Average started per month: **15,727²**
 - Submitted to date: **150,053**
 - Average completed per month: **9,158²**
 - Full applications: **125,391**
 - Applications with just filing date: **24,662**
 - Priority Service Eligible: **24%**
- **Applications by Program**
 - FoodShare: **101,262**
 - Priority Service Eligible: **30,657**
 - Not Priority Service Eligible: **70,605**
 - Health Care: **109,288**
 - Family Planning Services: **32,317**

Report My Changes³(RMC)

- **Reports**
 - Started this month: **3,498**
 - Submitted this month: **2,287**

¹ Cumulative totals from June 2006 to present.

² Average over the last 3 months.

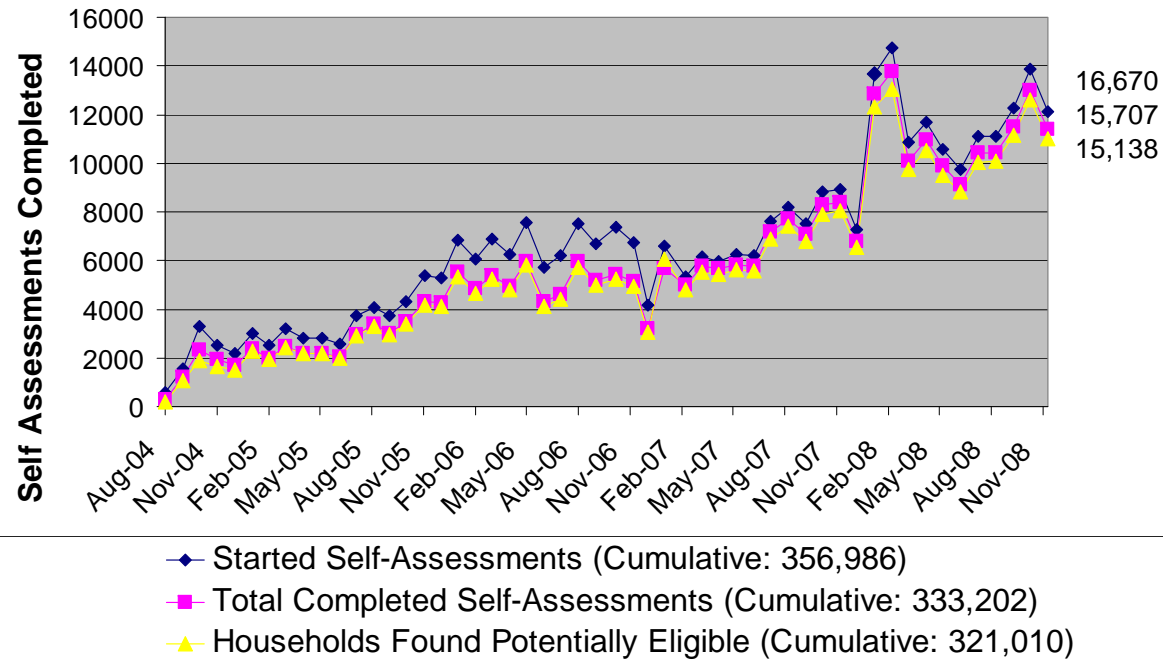
³ Cumulative totals from September 2006 to present



Am I Eligible? (AIE)

Usage and Eligibility Results Report
As of 1/31/2009

AIE Self Assessment Statistics



Average self assessments started per month: **13,943**

Average self assessments completed per month: **13,098**

On average, it took between **15 to 20** minutes to complete a self assessment

-August 2004 through November 2004 totals include the Family Medicaid and FoodShare Programs only.

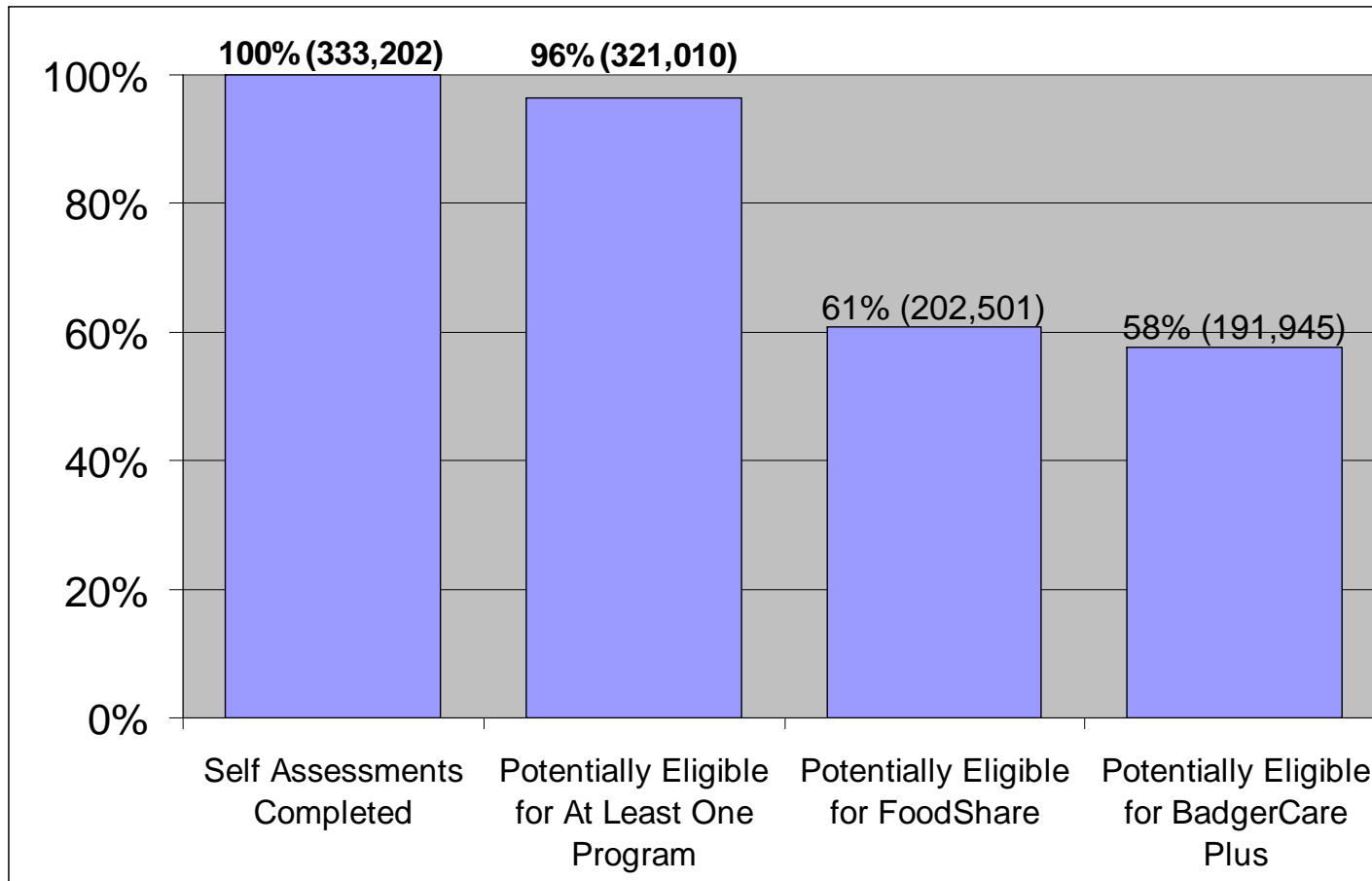
-Beginning in December 2004, totals include the addition of Family Planning Services, Medicaid (EBD), MPA, Long Term Care, SeniorCare, WIC, School Meals/Summer food, TEFAP, and Tax Credits.

-Beginning in late January 2007, totals include the addition of WHEAP (Wisconsin Home Energy Assistance Program.)

-As of January 2008, Family Medicaid and BadgerCare changed to BadgerCare Plus, Family Planning Waiver changed to Family Planning Services and EBD Medicaid changed to Medicaid.

Source Data: ACCESS

Households Found Potentially Eligible in AIE



Percentage of households selecting Spanish: **1.02%**

Of the percentage of households found eligible for FoodShare, the average FoodShare value is: **\$172.44**

*The numbers include eligibility for BadgerCare Plus as of January 12, 2008

See next slide for detailed eligibility breakdown

*Prior to January 11, 2008, the numbers included eligibility for Family Medicaid and BadgerCare

Source Data: ACCESS

Potential Eligibility in AIE

	Date Available	December 2008	January 2009	Total to Date
FoodShare	08/2004	64%	65%	61%
BadgerCare Plus (prior to January 11, 2008, this was Family Medicaid and BadgerCare)	08/2004	61%	62%	58%
Medicaid (Elderly, Blind, and Disabled (EBD))	12/2004	9%	9%	10%
Family Planning Services	12/2004	58%	59%	58%
Medicare Premium Assistance Program	12/2004	3%	3%	4%
Long Term Care	12/2004	1%	1%	2%
SeniorCare	08/2004	6%	5%	9%
Women, Infant and Children (WIC)	12/2004	27%	26%	28%
School Meals/Summer Food Service	12/2004	58%	59%	60%
The Emergency Food Assistance Program (TEFAP)	12/2004	68%	69%	65%
Medicare Part D	07/2005	11%	8%	11%
Tax Credits	12/2004	67%	68%	69%
Wisconsin Home Energy Assistance Program (WHEAP)	01/2007	53%	55%	35%

FoodShare, Family MA, BadgerCare, and SeniorCare were available beginning August 2004. Medicare Part D became available in July 2005. WHEAP became available in January 2007. All other programs were made available in December 2004. As of January 2008, Family Medicaid and BadgerCare changed to BadgerCare Plus.

This chart represents the current month, the previous month, and the total to date of completed self assessments.

Source Data: ACCESS

AIE Usage by County/Tribe

County/Tribe	Count
ADAMS	1,597
ASHLAND	1,425
BARRON	3,417
BAYFIELD	963
BROWN	13,837
BUFFALO	806
BURNETT	812
CALUMET	1,971
CHIPPEWA	4,394
CLARK	1,587
COLUMBIA	3,268
CRAWFORD	923
DANE	29,900
DODGE	4,377
DOOR	1,364
DOUGLAS	2,684
DUNN	3,592
EAUCLAIRE	7,009
FLORENCE	307
FONDDULAC	4,970
FOREST	632

County/Tribe	Count
GRANT	2,750
GREEN	2,255
GREENLAKE	905
IOWA	1,052
IRON	405
JACKSON	1,297
JEFFERSON	4,164
JUNEAU	2,031
KENOSHA	11,452
KEWAUNEE	755
LACROSSE	7,657
LAFAYETTE	759
LANGLADE	940
LINCOLN	1,352
MANITOWOC	3,457
MARATHON	6,821
MARINETTE	2,690
MARQUETTE	1,013
MENOMINEE	286
MILWAUKEE	63,895
MONROE	3,263

AIE Usage by County/Tribe (Continued)

County/Tribe	Count
OCONTO	2,891
ONEIDA	2,642
OUTAGAMIE	10,634
OZAUKEE	3,220
PEPIN	422
PIERCE	2,381
POLK	2,819
PORTAGE	4,323
PRICE	815
RACINE	10,063
RICHLAND	1,117
ROCK	12,878
RUSK	1,032
SAUK	3,775
SAWYER	1,021
SHAWANO	2,483

County/Tribe	Count
SHEBOYGAN	4,835
ST. CROIX	5,754
TAYLOR	838
TREMPEALEAU	1,467
VERNON	1,452
VILAS	1,263
WALWORTH	5,911
WASHBURN	997
WASHINGTON	5,195
WAUKESHA	16,049
WAUPACA	2,873
WAUSHARA	1,430
WINNEBAGO	9,172
WOOD	5,110
UNKNOWN	23,090

Source Data: ACCESS



Apply for Benefits (AFB)

Usage and Eligibility Results Report
As of 1/31/2009

ACCESS AFB Usage by County/Tribe

County/Tribe	# of Submitted Applications
ADAMS	421
ASHLAND	295
BAD RIVER	43
BARRON	1,664
BAYFIELD	284
BROWN	6,356
BUFFALO	190
BURNETT	278
CALUMET	680
CHIPPEWA	960
CLARK	492
COLUMBIA	1,079
CRAWFORD	321
DANE	15,083
DODGE	1,259
DOOR	230
DOUGLAS	805
DUNN	1,348
EAU CLAIRE	1,842
FLORENCE	74
FOND DU LAC	2,219

County/Tribe	# of Submitted Applications
FOREST	98
GRANT	621
GREEN	927
GREEN LAKE	274
HO CHUNK NATION	2
IOWA	209
IRON	50
JACKSON	278
JEFFERSON	1,070
JUNEAU	630
KENOSHA	5,610
KEWAUNEE	159
LA CROSSE	3,570
LAC DU FLAMBEAU	21
LAFAYETTE	215
LANGLADE	252
LINCOLN	419
MANITOWOC	1,394
MARATHON	2,782
MARINETTE	943
MARQUETTE	429

Source Data: ACCESS 11

ACCESS AFB Usage by County/Tribe (Continued)

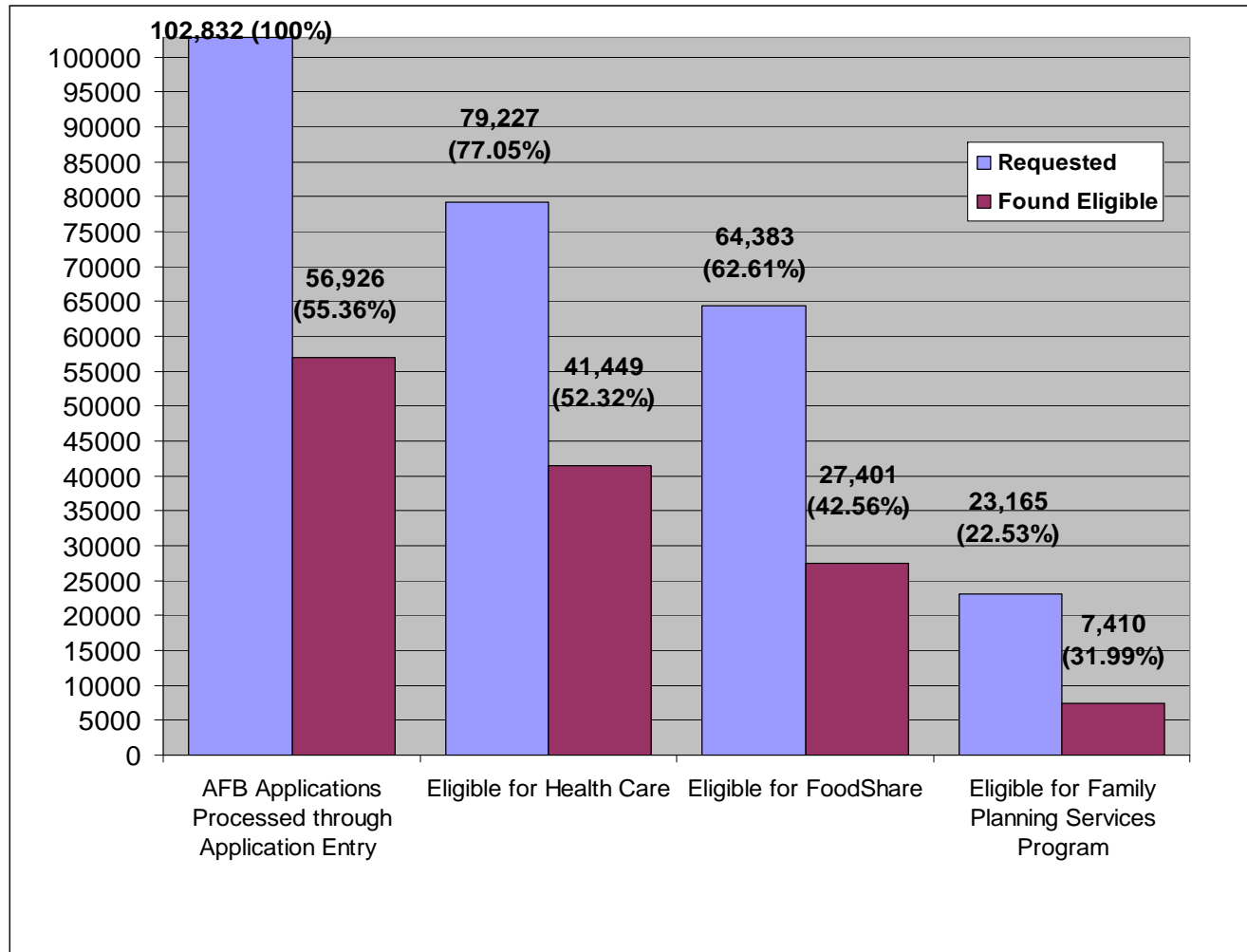
County/Tribe	# of Submitted Applications
MENOMINEE	25
MENOMINEE TRIBE	3
MILWAUKEE	47,011
MONROE	1,041
OCONTO	653
ONEIDA	1,248
ONEIDA NATION	75
OUTAGAMIE	4,037
OZAUKEE	1,373
PEPIN	96
PIERCE	1,161
POLK	1,027
PORTAGE	1,612
POTAWATOMI	5
PRICE	99
RACINE	3,835
RED CLIFF	18
RICHLAND	192
ROCK	4,799
RUSK	242
SAUK	1,106

County/Tribe	# of Submitted Applications
SAWYER	183
SHAWANO	692
SHEBOYGAN	1,223
SOKAOGON	41
ST CROIX	3,047
ST CROIX TRIBE	1
STOCKBRIDGE-MUNSEE	17
TAYLOR	180
TREMPEALEAU	577
VERNON	354
VILAS	279
WALWORTH	2,787
WASHBURN	306
WASHINGTON	1,629
WAUKESHA	6,608
WAUPACA	1,097
WAUSHARA	347
WINNEBAGO	3,806
WOOD	1,345
TOTAL (submitted to date)	150,053

Source Data: ACCESS

CARES / AFB Eligibility Results

Eligibility Results of the Applications Submitted from ACCESS

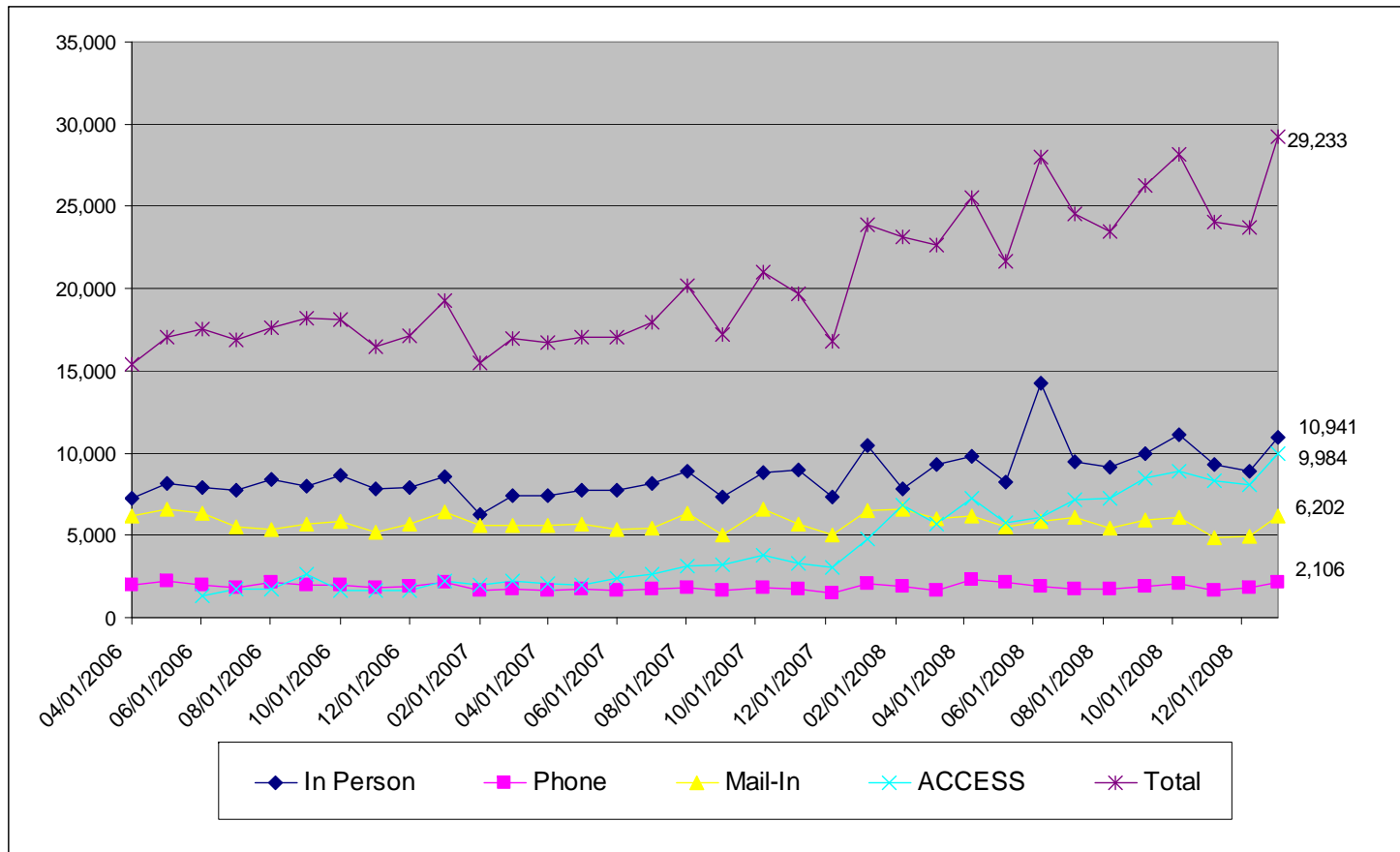


“AFB Applications Processed through Application Entry” indicates the number of ACCESS AFB applications for which the Application Entry process is complete for the case and eligibility has been run.

Source Data: CARES

CARES RFA Information

Health Care, FoodShare and Family Planning Services Program RFA Counts by Contact Method



Source Data: CARES

AFB Summary Information

- **Application Statistics**
 - Started to date: **262,195**
 - Average started per month: **15,727**
 - Submitted to date: **150,053**
 - Average completed per month: **9,158**
 - Full applications: **125,391**
 - Applications with just filing date: **24,662**
 - Priority Service Eligible: **24%**
 - Health care applications received this month with an elderly, blind, disabled or potentially disabled household member: **1,379**
- **Applications Submitted by Program**
 - FoodShare: **101,262**
 - Priority Service Eligible: **30,657**
 - Not Priority Service Eligible: **70,605**
 - Health Care: **109,288**
 - Family Planning Services: **32,317**
- **Help With Applications:**
 - Applied at Community Access Point: **4.76%**
 - Applied with the help of a friend or family member: **1.48%**
 - Applied with the help of a staff person or volunteer at an agency: **1.38%**
 - Authorized representative applied: **1.36%**
 - Legal Guardian applied: **0.70%**
 - Power of Attorney applied: **0.28%**

AFB Summary Information

- **FoodShare Benefit Amount**
 - Of those eligible for FoodShare, the average FoodShare value is: **\$236.89**
- **Answers to the FoodShare Interview Question**
 - Number of applications that requested a phone interview: **50,896**
 - Number of applications that requested an in person interview: **61,867**
 - Number of applications that did not answer: **5,611**
- **Hardship Reasons**
 - I am elderly, blind or disabled: **3.22%**
 - I work during regular business hours: **14.16%**
 - I have limited transportation or difficulty getting to the office: **17.81%**
 - I have school or training during regular business hours: **4.50%**
 - I am caring for another person in my household: **2.65%**
 - I do not have child care: **7.56%**
 - I am not comfortable going to the local agency: **5.01%**
 - I am ill and unable to go to the local agency: **1.61%**
 - There is severe weather in my area: **0.61%**
 - Other: **5.65%**



Check My Benefits (CMB) and Report My Changes (RMC)

Usage and Eligibility Results Report
As of 1/31/2009

MyACCESS Account Breakdown by County/Tribe (CMB/RMC)

County/Tribe	Count
ADAMS COUNTY	249
ASHLAND COUNTY	232
BADRIVER TRIBE	20
BARRON COUNTY	670
BAYFIELD COUNTY	126
BROWN COUNTY	3,887
BUFFALO COUNTY	114
BURNETT COUNTY	183
CALUMET COUNTY	317
CHIPPEWA COUNTY	788
CLARK COUNTY	258
COLUMBIA COUNTY	581
CRAWFORD COUNTY	281
DANE COUNTY	5,604
DODGE COUNTY	693
DOOR COUNTY	213
DOUGLAS COUNTY	501
DUNN COUNTY	715
EAUCLAIRE COUNTY	1,061
FLORENCE COUNTY	48
FONDDULAC COUNTY	1,220
FOREST COUNTY	101
GRANT COUNTY	413
GREEN COUNTY	321
GREENLAKE COUNTY	156

County/Tribe	Count
IOWA COUNTY	171
IRON COUNTY	60
JACKSON COUNTY	168
JEFFERSON COUNTY	677
JUNEAU COUNTY	318
KENOSHA COUNTY	3,640
KEWAUNEE COUNTY	126
LAC DU FLAMBEAU TRIBE	46
LACROSSE COUNTY	1,134
LAFAYETTE COUNTY	119
LANGLADE COUNTY	281
LINCOLN COUNTY	284
MANITOWOC COUNTY	677
MARATHON COUNTY	1,371
MARINETTE COUNTY	545
MARQUETTE COUNTY	176
MENOMINEE COUNTY	49
MILWAUKEE COUNTY	37,769
MONROE COUNTY	599
OCONTO COUNTY	406
ONEIDA COUNTY	594
ONEIDA TRIBAL COUNCIL	131
OUTAGAMIE COUNTY	2,173
OZAUKEE COUNTY	543
PEPIN COUNTY	55

Source Data: ACCESS

MyACCESS Account Breakdown by County/Tribe (CMB/RMC, Continued)

County/Tribe	Count
PIERCE COUNTY	409
POLK COUNTY	583
PORTAGE COUNTY	722
POTAWATOMI	2
PRICE COUNTY	107
RACINE COUNTY	2,939
REDCLIFF TRIBE	33
RICHLAND COUNTY	151
ROCK COUNTY	2,538
RUSK COUNTY	183
SAUK COUNTY	629
SAWYER COUNTY	158
SHAWANO COUNTY	452
SHEBOYGAN COUNTY	1,160
SOKAOGON TRIBE	8
ST.CROIX COUNTY	988
STATE LEVEL AGENCY - CAPO	706
STOCKBRIDGE-MUNSEE TRIBE	18
TAYLOR COUNTY	114
TREMPEALEAU COUNTY	376
VERNON COUNTY	225
VILAS COUNTY	170
WALWORTH COUNTY	1,195
WASHBURN COUNTY	192

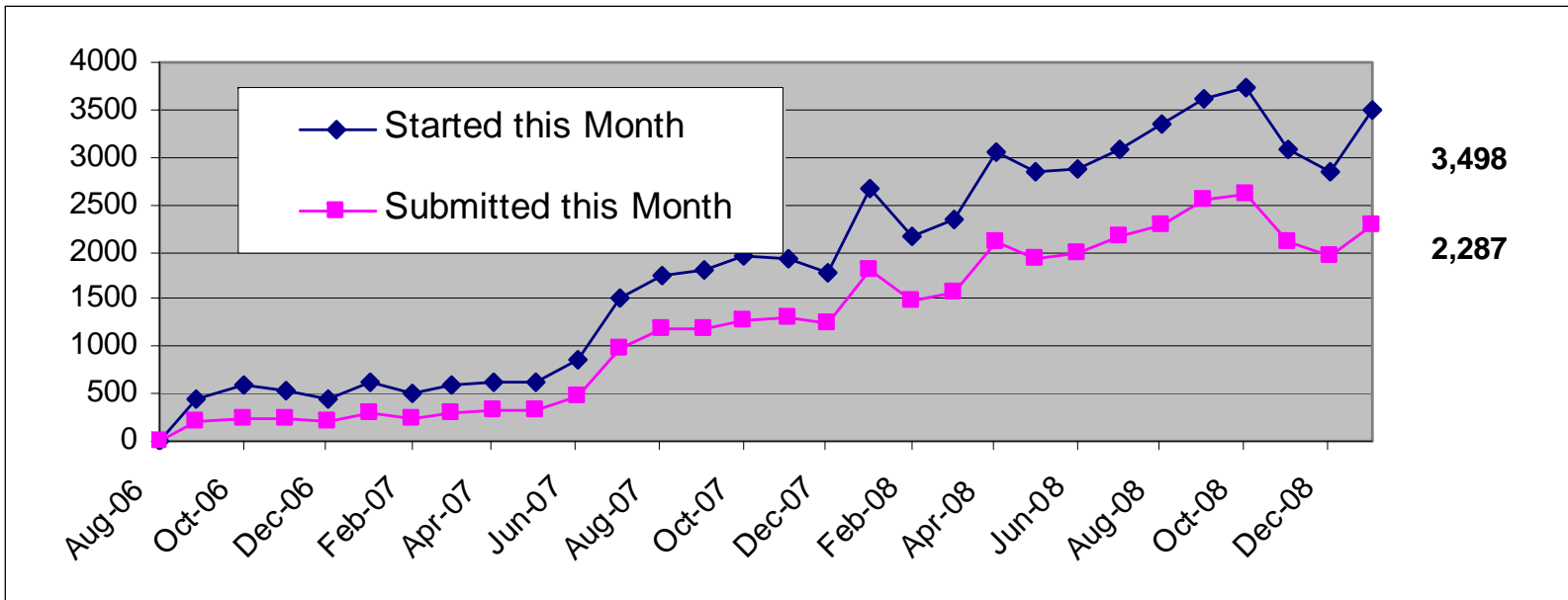
County/Tribe	Count
WASHINGTON COUNTY	997
WAUKESHA COUNTY	2,879
WAUPACA COUNTY	658
WAUSHARA COUNTY	261
WINNEBAGO COUNTY	2,041
WOOD COUNTY	1,002
Total	92,760

Usage Statistics for CMB for January

- Total number of times users logged in to CMB: **65,541**
(i.e., if client X logged in 3 times in one month, we count 3 total logins)
- Total number of distinct users who logged in to CMB: **19,336**
(i.e., if client X logged in 3 times in one month, we count 1 distinct user)
- Total number of repetitive logins by users: **46,205**
(i.e., if client X logged in 3 times in one month, we count 2 repetitive logins)

RMC Summary Information

Report My Changes (RMC) Report Counts



Started to date: 55,730

Submitted to date: 36,758

Types of Changes Reported to Date Cumulative

Change Type	Count
CHANGE IN ADDRESS AND/OR PHONE NUMBER	14,445
SOMEONE MOVED INTO HOUSEHOLD (PERSON ADD)	3,652
SOMEONE MOVED OUT OF HOUSEHOLD	2,875
SOMEONE DIED	40
SOMEONE GOT MARRIED	690
SOMEONE GOT DIVORCED	48
SOMEONE BECAME PREGNANT	1,583
SOMEONE'S PREGNANCY ENDED	1,075
SOMEONE BECAME DISABLED	603
SOMEONE STARTED A TYPE OF JOB OR EMPLOYMENT	6,341
SOMEONE CHANGED A TYPE OF JOB OR EMPLOYMENT	5,528
SOMEONE ENDED A TYPE OF JOB OR EMPLOYMENT	9,711

Change Type	Count
SOMEONE STARTED A TYPE OF UNEARNED INCOME	1,184
SOMEONE CHANGED A TYPE OF UNEARNED INCOME	1,183
SOMEONE ENDED A TYPE OF UNEARNED INCOME	1,859
SOMEONE ADDED A NEW TYPE OF UTILITY	6,493
SOMEONE STOPPED PAYING A TYPE OF UTILITY	2,481
SOMEONE ADDED A HOUSING EXPENSE	2,890
SOMEONE CHANGED A HOUSING EXPENSE	3,926
SOMEONE ENDED A HOUSING EXPENSE	1,061

RMC Usage by County/Tribe

County/Tribe	Count
ADAMS COUNTY	107
ASHLAND COUNTY	50
BADRIVER TRIBE	2
BARRON COUNTY	143
BAYFIELD COUNTY	16
BROWN COUNTY	1,338
BUFFALO COUNTY	16
BURNETT COUNTY	15
CALUMET COUNTY	42
CHIPPEWA COUNTY	171
CLARK COUNTY	47
COLUMBIA COUNTY	131
CRAWFORD COUNTY	102
DANE COUNTY	2,823
DODGE COUNTY	185
DOOR COUNTY	41
DOUGLAS COUNTY	140
DUNN COUNTY	139
EAUCLAIRE COUNTY	324
FLORENCE COUNTY	4
FONDDULAC COUNTY	274
FOREST COUNTY	11
GRANT COUNTY	78
GREEN COUNTY	111
GREENLAKE COUNTY	25

County/Tribe	Count
IOWA COUNTY	35
IRON COUNTY	6
JACKSON COUNTY	36
JEFFERSON COUNTY	175
JUNEAU COUNTY	134
KENOSHA COUNTY	1,117
KEWAUNEE COUNTY	13
LAC DU FLAMBEAU TRIBE	1
LACROSSE COUNTY	393
LAFAYETTE COUNTY	24
LANGLADE COUNTY	50
LINCOLN COUNTY	61
MANITOWOC COUNTY	145
MARATHON COUNTY	472
MARINETTE COUNTY	141
MARQUETTE COUNTY	52
MENOMINEE COUNTY	8
MILWAUKEE COUNTY	19,532
MONROE COUNTY	214
OCONTO COUNTY	98
ONEIDA COUNTY	163
ONEIDA TRIBAL COUNCIL	31
OUTAGAMIE COUNTY	1,016
OZAUKEE COUNTY	194
PEPIN COUNTY	14

Source Data: ACCESS

RMC Usage by County/Tribe (Continued)

County/Tribe	Count
PIERCE COUNTY	143
POLK COUNTY	118
PORTAGE COUNTY	136
POTAWATOMI	0
PRICE COUNTY	9
RACINE COUNTY	932
REDCLIFF TRIBE	7
RICHLAND COUNTY	42
ROCK COUNTY	719
RUSK COUNTY	29
SAUK COUNTY	204
SAWYER COUNTY	31
SHAWANO COUNTY	87
SHEBOYGAN COUNTY	310
SOKAOGON TRIBE	8
ST.CROIX COUNTY	370
STATE LEVEL AGENCY – CAPO	0
STOCKBRIDGE-MUNSEE TRIBE	0
TAYLOR COUNTY	11
TREMPEALEAU COUNTY	61
VERNON COUNTY	39
VILAS COUNTY	32
WALWORTH COUNTY	449
WASHBURN COUNTY	49

County/Tribe	Count
WASHINGTON COUNTY	248
WAUKESHA COUNTY	967
WAUPACA COUNTY	174
WAUSHARA COUNTY	49
WINNEBAGO COUNTY	676
WOOD COUNTY	321
MANUALLY PROCESSED	77
Total	36,758