



# ACCESS TO ELIGIBILITY SUPPORT SERVICES FOR HEALTH AND NUTRITION

Usage and Eligibility Results Report  
As of 8/31/2009

# ACCESS Report Summary

## Am I Eligible<sup>1</sup>

- **Self Assessments**

- Started to date: **481,435**
- Average started per month: **19,665<sup>2</sup>**
- Completed to date: **449,493**
- Average completed per month: **18,284<sup>2</sup>**

- **Households**

- Number of households found potentially eligible for at least one program: **431,674**
- Percentage of households who completed the screener that were found eligible for at least one program: **96%**

- **Am I Eligible at a Glance**

- Of the percentage of households found eligible for FoodShare, the average FoodShare value is: **\$180.15**
- On average, it took between **15 to 20** minutes to complete a self assessment

## Check My Benefits<sup>3</sup>

- Number of MyACCESS accounts created: **184,541 (123,487 unique accounts)**

<sup>1</sup> Cumulative total from August 2004 to present month.

<sup>2</sup> Average over the last 3 months.

<sup>3</sup> Cumulative total from September 2005 to present month.

## ACCESS Report Summary (Continued)

### Apply For Benefits<sup>1</sup> (AFB)

- **Applications**
  - Started to date: **457,507**
  - Average started per month: **41,693<sup>2</sup>**
  - Submitted to date: **304,446**
  - Average completed per month: **28,060<sup>2</sup>**
  - Full applications: **267,185**
  - Applications with just filing date: **37,261**
  - Priority Service Eligible: **24%**
- **Applications by Program**
  - FoodShare: **201,067**
    - Priority Service Eligible: **64,409**
    - Not Priority Service Eligible: **136,658**
  - Health Care: **225,105**
  - Family Planning Waiver: **62,959**

### Report My Changes<sup>3</sup>(RMC)

- **Reports**
  - Started this month: **4,535**
  - Submitted this month: **3,073**

<sup>1</sup> Cumulative totals from June 2006 to present.

<sup>2</sup> Average over the last 3 months.

<sup>3</sup> Cumulative totals from September 2006 to present

## ACCESS Report Summary (Continued)

### ACCESS Usage Statistics for August

- **Login**
  - Total number of times users logged in to ACCESS: **174,383**
    - Percentage of ACCESS logins in Spanish: **0.19%**
  - Total number of times users logged in to CMB: **137,815**
    - Total number of distinct users who logged in to CMB: **38,671**
    - Total number of repetitive CMB logins by users: **99,144**
- **Expired Applications**
  - Total applications that expired this month: **11,960**
    - Percentage of expired applications that were Spanish applications: **0.83%**
- **Spanish**
  - Households who completed AFB application in Spanish: **1.53%**
  - Households who completed the change report in Spanish: **0.36%**
  - Households who completed Screener in Spanish: **0.13%**

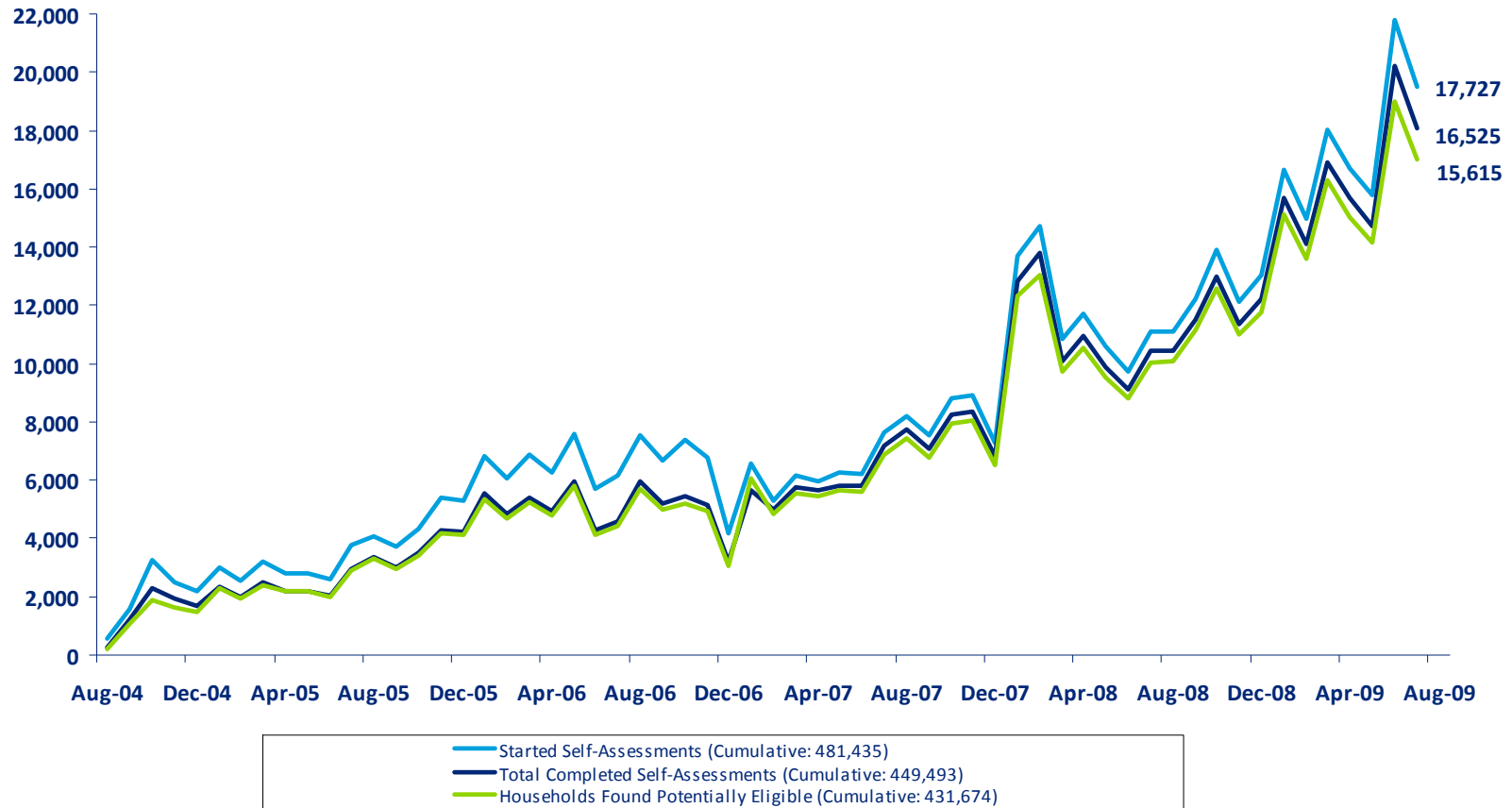
Source Data: ACCESS and CARES



# **Am I Eligible? (AIE)**

Usage and Eligibility Results Report  
As of 8/31/2009

# AIE Self Assessment Statistics

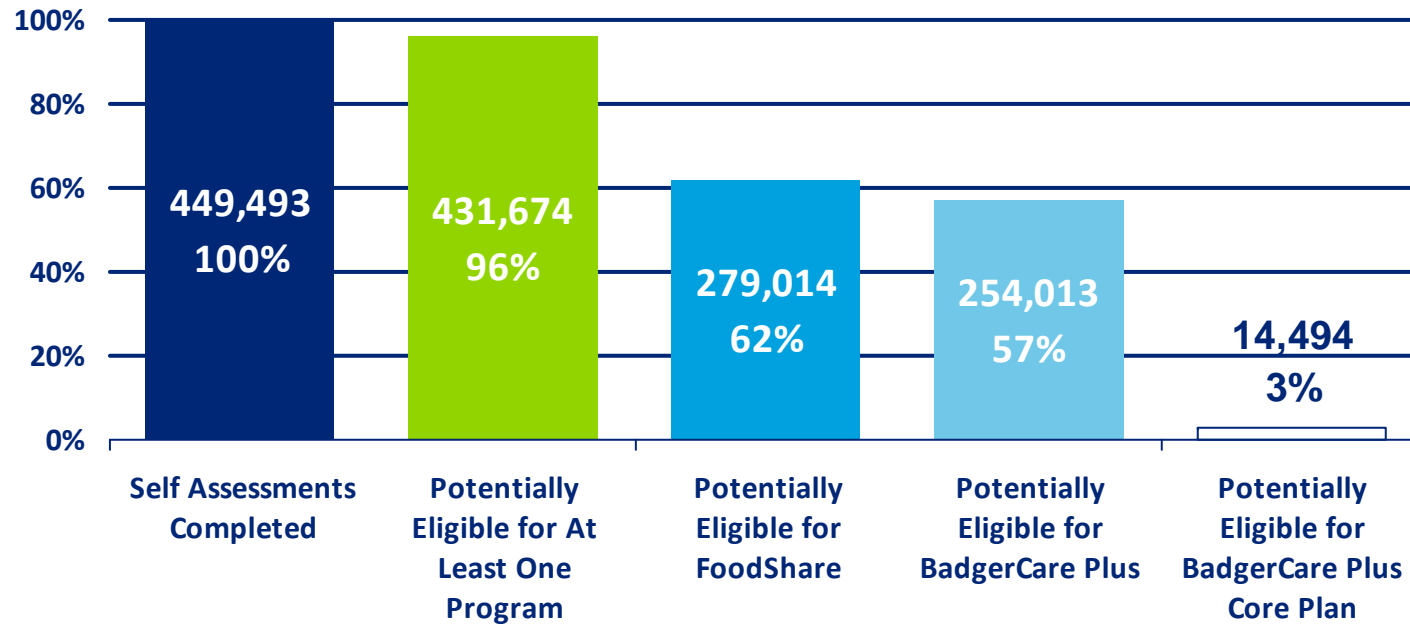


Average self assessments started per month: **19,665**  
 Average self assessments completed per month: **18,284**

- August 2004 through November 2004 totals include the Family Medicaid and FoodShare Programs only.
- Beginning in December 2004, totals include the addition of Family Planning Waiver, Medicaid (EBD), MPA, Long Term Care, SeniorCare, WIC, School Meals/Summer food, TEFAP, and Tax Credits.
- Beginning in late January 2007, totals include the addition of WHEAP (Wisconsin Home Energy Assistance Program.)
- As of January 2008, Family Medicaid and BadgerCare changed to BadgerCare Plus, Family Planning Waiver changed to Family Planning Waiver and EBD Medicaid changed to Medicaid.

Source Data: ACCESS

# Households Found Potentially Eligible in AIE



Of the percentage of households found eligible for FoodShare, the average FoodShare value is: **\$180.15**

\*The numbers include eligibility for BadgerCare Plus as of January 12, 2008

See next slide for detailed eligibility breakdown

\*Prior to January 11, 2008, the numbers included eligibility for Family Medicaid and BadgerCare

\*The numbers include eligibility for BadgerCare Plus Core Plan as of June 13, 2009

Source Data: ACCESS

## Potential Eligibility in AIE

	Date Available	July 2009	August 2009	Total to Date
FoodShare	08/2004	65%	66%	62%
BadgerCare Plus (prior to January 11, 2008, this was Family Medicaid and BadgerCare)	08/2004	46%	50%	57%
BadgerCare Plus Core Plan	06/2009	30%	26%	3%
Medicaid (Elderly, Blind, and Disabled (EBD))	12/2004	9%	9%	10%
Family Planning Waiver	12/2004	51%	53%	57%
Medicare Premium Assistance Program	12/2004	2%	3%	3%
Long Term Care	12/2004	1%	1%	2%
SeniorCare	08/2004	5%	5%	8%
Women, Infant and Children (WIC)	12/2004	18%	20%	26%
School Meals/Summer Food Service	12/2004	46%	49%	58%
The Emergency Food Assistance Program (TEFAP)	12/2004	65%	65%	65%
Medicare Part D	07/2005	8%	9%	11%
Tax Credits	12/2004	66%	65%	68%
Wisconsin Home Energy Assistance Program (WHEAP)	01/2007	49%	50%	39%

## AIE Usage by County/Tribe

County/Tribe	Count
ADAMS	2061
ASHLAND	1903
BARRON	4381
BAYFIELD	1231
BROWN	18,387
BUFFALO	1,011
BURNETT	1,086
CALUMET	2,733
CHIPPEWA	5,690
CLARK	2,109
COLUMBIA	4,303
CRAWFORD	1,282
DANE	40,539
DODGE	6,161
DOOR	1,796
DOUGLAS	3,546
DUNN	4,504
EAUCLAIRE	9,396
FLORENCE	382
FONDDULAC	6,852
FOREST	825

County/Tribe	Count
GRANT	3,617
GREEN	3,030
GREENLAKE	1,200
IOWA	1,461
IRON	551
JACKSON	1,652
JEFFERSON	5,735
JUNEAU	2,701
KENOSHA	15,182
KEWAUNEE	1,061
LACROSSE	10,044
LAFAYETTE	1,021
LANGLADE	1,294
LINCOLN	1,900
MANITOWOC	4,827
MARATHON	9,644
MARINETTE	3,623
MARQUETTE	1,299
MENOMINEE	357
MILWAUKEE	85,355
MONROE	4,209

Source Data: ACCESS 9

## AIE Usage by County/Tribe (Continued)

County/Tribe	Count
OCONTO	3,860
ONEIDA	3,578
OUTAGAMIE	14,419
OZAUKEE	4,498
PEPIN	539
PIERCE	3,042
POLK	3,760
PORTAGE	5,736
PRICE	1,150
RACINE	14,518
RICHLAND	1,516
ROCK	17,270
RUSK	1,401
SAUK	5,047
SAWYER	1,318
SHAWANO	3,332

County/Tribe	Count
SHEBOYGAN	7,478
ST. CROIX	7,246
TAYLOR	1,237
TREMPEALEAU	1,955
VERNON	1,904
VILAS	1,753
WALWORTH	8,210
WASHBURN	1,363
WASHINGTON	7,519
WAUKESHA	21,770
WAUPACA	3,937
WAUSHARA	1,927
WINNEBAGO	12,295
WOOD	6,923
UNKNOWN	30,993

Source Data: ACCESS

# AIE Comments from the Month of August

- Your questionnaire fails to ask about OTHER bills than home payments. Car payments, utilities other than heat, built up creditors from UNEMPLOYMENT issues, etc..... If these questions were asked, then our income would not be more than enough to cover bills.
- I found the web site easy to navigate and understand. It was very helpful to access and review information on line.
- Thank you very much for your assistance. I just received notice that my insurance would be terminated.
- we work other people dont work but has kids get free health ins thats not right
- Very helpful site - easy to use. My significant other has been laid off for a few months so being able to apply for any kind of benefits is a big help. I especially like that you include other programs I may/may not qualify for. It's great to get an idea of what help may be available to me on just one site. :)
- It says I am not eligible for low cost health care because I am able to get insurance through COBRA but it does not take into consideration the cost I will have to pay to continue the coverage! I will be making \$400.00 a month LESS on unemployment and will have to pay \$400.00 a month MORE for insurance, so why wouldn't I qualify???
- very helpful - easy to use
- I think that this tool is a good thing. It is pretty easy to understand except for the insurance questions. Meaning what if you do not have insurance right now but Cobra is offered to you but do to being on unemployment it is hard to make the payment/s for the Cobra. That should be added to the questions. Thank you, Sheri & Frank
- very helpful and informative
- This was extremely helpful and easy to use.
- I liked it. But, it didn't allow an option for the fact that on unemployment my insurance is through COBRA (which is very expensive) or for the fact that my 19 year old is in college.
- i tried to find out if i filled out our son's info correctly for badger care. i was on hold for 45 min. and never did find out. he is a cancer survivor and needs a CT scan we can't afford to get. is he in the system?
- This was a very easy and informative tool to use. Thank you for this excellent website, and that my taxdollars are being put to good use!
- Thank you for an easy to use program!! It was very easy to navigate and the information was very easy to access. GREAT JOB in developing a program that is easy and efficient.

Source Data: ACCESS

## AIE Comments from the Month of August (Continued)

- Why if I'm a productive member of society, pay my taxes, my bills, have a job I don't get any assistance in food. And why is there a national healthcare debate when you offer BadgerCare to people in need?
- This is the first time I've needed to ask for financial assistance and I'm really struggling with it. I didn't know what options are available to me or where to start. Now I have some resources and a place to begin. Thank you.
- well done -easy to understand and complete.
- Seemed easy enough to use. My son lives with someone. Why do you need to know their income? They split expenses. Does the end result end up being fair? Just curious. Thanks! I will let others know about your site. Lisa
- excellent ! clear and easy to use - highly informative
- This website is the most well-designed, intuitive and user-friendly site I've ever experienced. Great job!!!!!!
- Hi, This is exactly what I was looking for. The information what is needed (which is hard to understand on some government sites) is well and simply described (visual figures help a lot) and a 7 year old can understand the result pages. It is also nice that the results page lays out all the possible cases that you could get and tells if you get it and also tells you why you didn't get it. Very nice job. Thank a lot..
- Hi, The page where you enter the income could be made a little bit more easy to understand. It took a while to understand what to enter. The second column was not necessary or could be placed better. Thank you,
- Your questions are only generalizations, they do not include; utility bills, food, car payments, telephone and television charges which are all monthly costs not included in rent/mortgage payments. When my application for disability through SSA is completed I guess I will have to re-submit answers. Thanks for your help and for helping veterans like me.
- very helpfull-thanks
- I WOULD LIKE TO KNOW WHY ALL THE FREE HEALTH CLINICS ARE IN DANGEROUS NEIGHBORHOODS??? I WOULDN'T THINK OF GOING TO ANY OF THEM!!!
- The website is fine if food is the only thing I need help with. I need help with insurance and you don't take there other than to ask do you have. This does not assist me at all.
- I enrolled on 7/20/2009 & my tracking # xxxxxxxxxx when i applied my church paid the \$60.00 dollars. I tried the phone # but my phone is a minute phone & don't have the min. to stay on phone for an hour waiting. The web site won't tell me anything either if i've been excepted or not.Nothing has come in the mail so what do i do? my name is michael & email is xxxx@yahoo.com. knowing somehting would be nice please can you help me. thank you. Michael

Source Data: ACCESS

## AIE Comments from the Month of August (Continued)

- This site was extremely helpful, i am self employed and health insurance is taking 3/4ths of my income. i am getting deeper and deeper in the hole every month and did not know of any way to change it. i found out i am eligible for free health care and that would make it possible to actually buy groceries once in a while.
- I think that people should report on your form NET AND NOT GROSS FROM YOUR PAY CHECK. After paying utilities and food and rent does not leave with much money after each paycheck. Remember not only are taxes taken out of ones check, but also 401K, Dental, Vision, FSA. This should not count on the question form.
- When asking about income from Social Security, is it before medicare and student loan off set or after? Also, when it comes to dental expenses, I need to see a dentist but can not afford to so what amount would I put in?
- hello i just want to said thanks.but i want to makre sure if my application is feeling right,how can i know that,other wise you are so nice people.thanks for your help. and i hope you can understand my apllication,thakyou.
- My name is Jeffery and i applied for badger care + on 6-18-09 and recieved a tracking number of xxxxxxxxxx yet i have gotten no responce or info about the outcome, the phone service is a joke and the access wis .gov. web site is worthless. I have become homeless , you may call xxx-xxx-xxxx or e-mail at xxxx@yahoo.com. this is info you allready have. or did i get ripped off of \$60.00
- I have had to apply for Soc. Sec. benfits due to the loss of 50% of my income since 12/08 caused by the economy's downturn. It seems cruel to use the only retirement income I have coming against my being eligible. I have worked my entire adult life for non-profits or as an independant contractor and never had health coverage nor pension benefits. Except for a partime job I've held for the past few years I've not had unemployment rights either. The application also fails to consider the credit card debt I've run up over the past ten years to cover medical expenses and the fact that monthly debt service payments exceed my mortgage payment. Also, I have only been recieving Soc. Sec. since July '09 and unemployment since June '09, so my monthly income has only been so large for ONE month and I'm shut out. In addition, if I make a few dollars more in a particular week, my unemployment is severly curtailed. And if I work harder and longer, my ENTIRE Soc. Sec. check becomes threatened.
- This application fails to take into consideration the fact that I don't have monthly medical expenses because I CAN'T AFFORD THEM! I haven't had an eye exam or new galsses for 3 or 4 yrs. - I forget exactly - and I need them! I haven't seen a doctor for years except for two emergency room visits which nearly bankrupted me. I'm 62 y/o and haven't had a prostate exam in over 5 yrs. My teeth are literally falling out of my head - I'm currently missing TEN although the the roots of two remain after the caps fell out and I can't afford to have them removed leaving me terrified of a serious infection developing. Why can't an estimate of those necessary medical expenses be considered? I am glad my taxes are helping the destitute, but why do we tax-paying working poor get excluded?
- The website should list all the information needed to fill out prior to using. The forms were fairly easy to use.
- What is the use of entering all this information, when all you tell us is that we are not eligible for any of the programs.

Source Data: ACCESS

## AIE Comments from the Month of August (Continued)

- When figuring our results you did not figure in that on average we spend \$200.00 per mo. on heat and light. Also \$415.82 per mo. on a car payment. This kind of exspence should be counted. if it was we would probably qualifie for more programs. Thank you for reading my comment.
- this is a great website
- Great resource to find eligibility
- IT WILL NOT LET ME LOGE IN TO TRY GET HELP THANK YOU MR AND MRS HARPER
- i would like you to know i take care of all of them they cant do it on their own and i dont want to see anyone hurt so that why they are all liveing i do all the cooking cleaning i buy all the food or it would not get bought
- My husband lost his job today -- and along with it, all of our health insurance. This walk-thru website is an absolute godsend. Thank you!



# **Apply for Benefits (AFB)**

Usage and Eligibility Results Report  
As of 8/31/2009

## ACCESS AFB Usage by County/Tribe

County/Tribe	# of Submitted Applications
ADAMS	640
ASHLAND	468
BAD RIVER	79
BARRON	2,586
BAYFIELD	452
BROWN	10,137
BUFFALO	325
BURNETT	486
CALUMET	1,189
CHIPPEWA	1,512
CLARK	814
COLUMBIA	1,756
CRAWFORD	524
DANE	24,676
DODGE	2,531
DOOR	367
DOUGLAS	1,328
DUNN	2,048
EAU CLAIRE	2,904
ENROLLMENT SERVICES CENTER	52,154

County/Tribe	# of Submitted Applications
FLORENCE	128
FOND DU LAC	3,602
FOREST	154
GRANT	993
GREEN	1,392
GREEN LAKE	398
HO CHUNK NATION	2
IOWA	380
IRON	90
JACKSON	444
JEFFERSON	1,953
JUNEAU	1,027
KENOSHA	8,677
KEWAUNEE	277
LA CROSSE	34
LAC DU FLAMBEAU	5,689
LAFAYETTE	345
LANGLADE	394
LINCOLN	653
MANITOWOC	2,180

## ACCESS AFB Usage by County/Tribe (Continued)

County/Tribe	# of Submitted Applications
MARATHON	4,530
MARINETTE	1,439
MARQUETTE	667
MENOMINEE	41
MENOMINEE TRIBE	3
MILES	12,723
MILWAUKEE	70,937
MONROE	1,671
OCONTO	1,131
ONEIDA	1,689
ONEIDA NATION	107
OUTAGAMIE	6,689
OZAUKEE	2,148
PEPIN	157
PIERCE	1,806
POLK	1,787
PORTAGE	2,569
POTAWATOMI	6
PRICE	176
RACINE	6,584

County/Tribe	# of Submitted Applications
RED CLIFF	26
RICHLAND	307
ROCK	8,061
RUSK	352
SAUK	1,827
SAWYER	273
SHAWANO	1,199
SHEBOYGAN	3,142
SOKAOGON	54
ST CROIX	4,632
ST CROIX TRIBE	1
STATE	12
STOCKBRIDGE-MUNSEE	26
TAYLOR	267
TREMPEALEAU	919
VERNON	580
VILAS	446
WALWORTH	4,568
WASHBURN	474
WASHINGTON	3,004
WAUKESHA	10,661

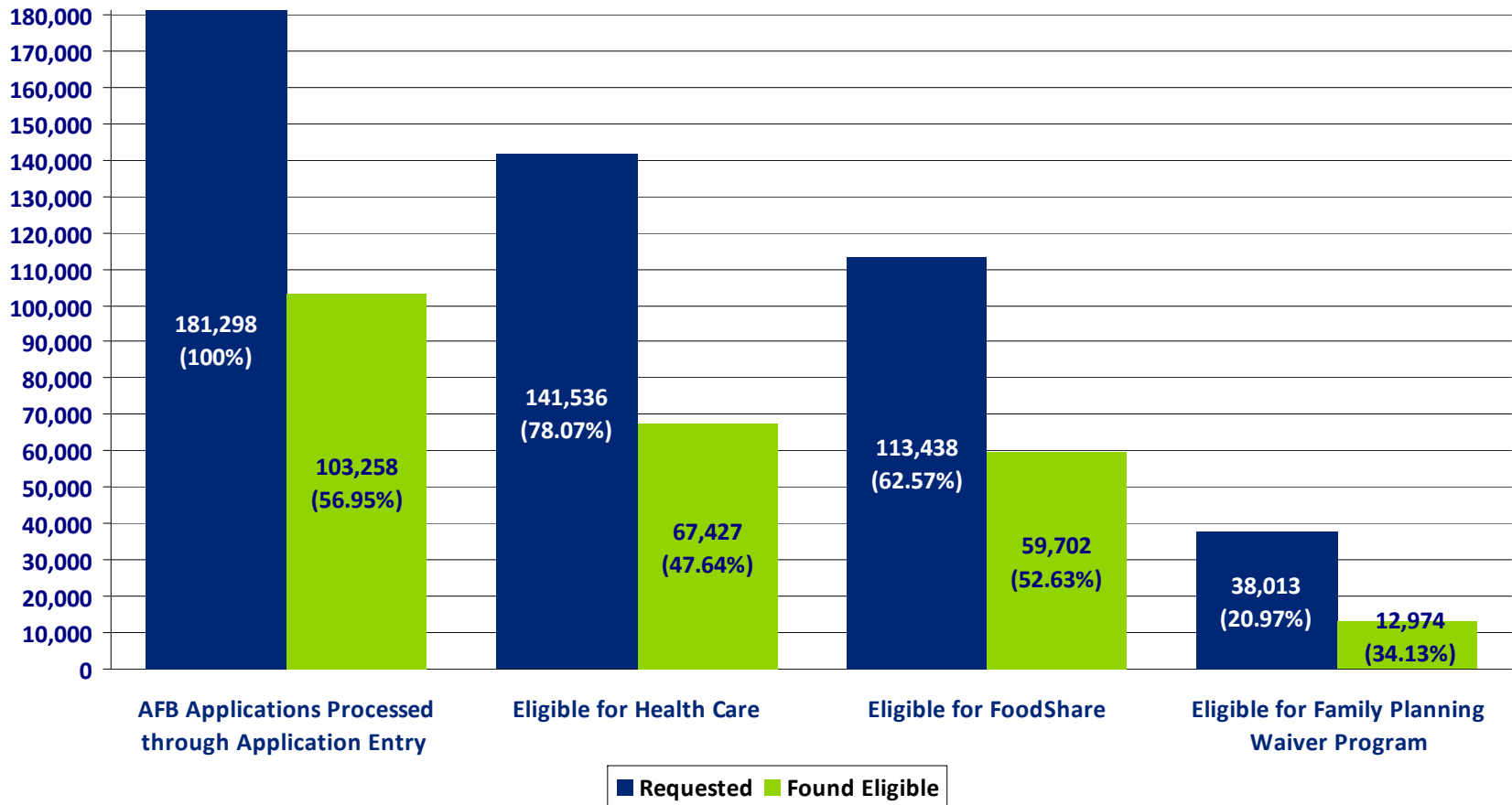
## ACCESS AFB Usage by County/Tribe (Continued)

County/Tribe	# of Submitted Applications
WAUPACA	1,920
WAUSHARA	591
WINNEBAGO	6,156
WISCONSIN	5
WOOD	2,295
TOTAL (submitted to date)	304,446

Source Data: ACCESS

# CARES / AFB Eligibility Results

## Eligibility Results of the Applications Submitted from ACCESS



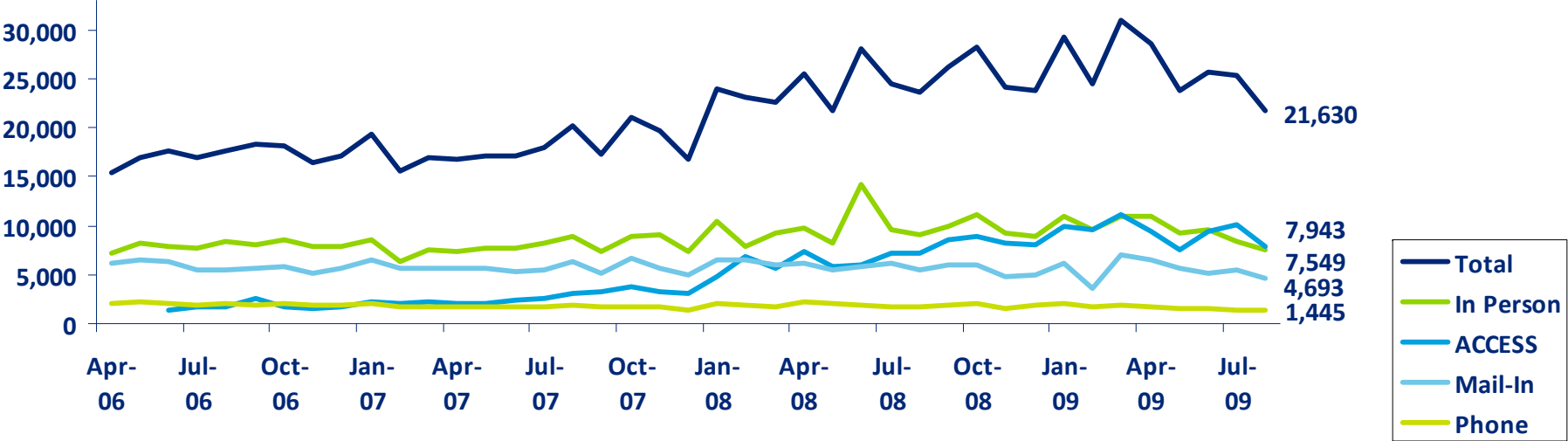
“AFB Applications Processed through Application Entry” indicates the number of ACCESS AFB applications for which the Application Entry process is complete for the case and eligibility has been run.

Source Data: CARES

\*The Health Care bars include the following programs: BadgerCare Plus, Badger Care Plus Core Plan, Medicaid

# CARES RFA Information

Health Care, FoodShare and Family Planning Waiver Program RFA Counts by Contact Method



Source Data: CARES

## AFB Summary Information

- **Application Statistics**
  - Started to date: **457,507**
  - Average started per month: **41,693**
  - Submitted to date: **304,446**
  - Average completed per month: **28,060**
  - Full applications: **267,185**
  - Applications with just filing date: **37,261**
  - Priority Service Eligible: **24%**
  - Health care applications received this month with an elderly, blind, disabled or potentially disabled household member: **3,640**
- **Applications Submitted by Program**
  - FoodShare: **201,067**
    - Priority Service Eligible: **64,409**
    - Not Priority Service Eligible: **136,658**
  - Health Care: **225,105**
  - Family Planning Waiver: **62,959**
- **Help With Applications:**
  - Applied at Community Access Point: **6.04%**
  - Applied with the help of a friend or family member: **1.52%**
  - Applied with the help of a staff person or volunteer at an agency: **2.49%**
  - Authorized representative applied: **1.40%**
  - Legal Guardian applied: **0.51%**
  - Power of Attorney applied: **0.22%**

## AFB Summary Information

- **FoodShare Benefit Amount**
  - Of those eligible for FoodShare, the average FoodShare value is: **\$253.31**
- **Answers to the FoodShare Interview Question**
  - Number of applications that requested a phone interview: **76,836**
  - Number of applications that requested an in person interview: **93,577**
  - Number of applications that did not answer: **30,688**
- **Hardship Reasons**
  - I am elderly, blind or disabled: **2.43%**
  - I work during regular business hours: **10.11%**
  - I have limited transportation or difficulty getting to the office: **13.20%**
  - I have school or training during regular business hours: **3.08%**
  - I am caring for another person in my household: **1.79%**
  - I do not have child care: **5.35%**
  - I am not comfortable going to the local agency: **3.73%**
  - I am ill and unable to go to the local agency: **1.09%**
  - There is severe weather in my area: **0.33%**
  - Other: **3.96%**
- **BadgerCare Plus Core Plan Applications for August**
  - Total Submitted Core Plan Applications: **12,778**
    - Submitted through Enrollment Services Center: **1,587**
    - Submitted through ACCESS: **11,191**
      - Submitted through Community Access Point: **1,662**
- **CWW Application Services tool Applications for August**
  - Total AFB applications submitted through the CWW Application Services tool: **1,834**



# **Check My Benefits (CMB) and Report My Changes (RMC)**

Usage and Eligibility Results Report  
As of 8/31/2009

# MyACCESS Account Breakdown by County/Tribe (CMB/RMC)

County/Tribe	Count
ADAMS COUNTY	346
ASHLAND COUNTY	295
BADRIVER TRIBE	26
BARRON COUNTY	816
BAYFIELD COUNTY	176
BROWN COUNTY	5,165
BUFFALO COUNTY	155
BURNETT COUNTY	252
CALUMET COUNTY	448
CHIPPEWA COUNTY	982
CLARK COUNTY	342
COLUMBIA COUNTY	714
CRAWFORD COUNTY	343
DANE COUNTY	7,108
DODGE COUNTY	942
DOOR COUNTY	284
DOUGLAS COUNTY	662
DUNN COUNTY	888
EAUCLAIRE COUNTY	1,349
ENROLLMENT SERVICES CENTER	4,888
FLORENCE COUNTY	58
FONDDULAC COUNTY	1,554
FOREST COUNTY	129
GRANT COUNTY	530
GREEN COUNTY	442

County/Tribe	Count
GREENLAKE COUNTY	208
IOWA COUNTY	247
IRON COUNTY	85
JACKSON COUNTY	227
JEFFERSON COUNTY	885
JUNEAU COUNTY	410
KENOSHA COUNTY	4,646
KEWAUNEE COUNTY	185
LAC DU FLAMBEAU TRIBE	63
LACROSSE COUNTY	1,491
LAFAYETTE COUNTY	160
LANGLADE COUNTY	358
LINCOLN COUNTY	372
MANITOWOC COUNTY	913
MARATHON COUNTY	1,770
MARINETTE COUNTY	722
MARQUETTE COUNTY	228
MENOMINEE COUNTY	61
MILES	2,091
MILWAUKEE COUNTY	44,444
MONROE COUNTY	767
OCONTO COUNTY	522
ONEIDA COUNTY	722
ONEIDA TRIBAL COUNCIL	172
OUTAGAMIE COUNTY	2,823

Source Data: ACCESS

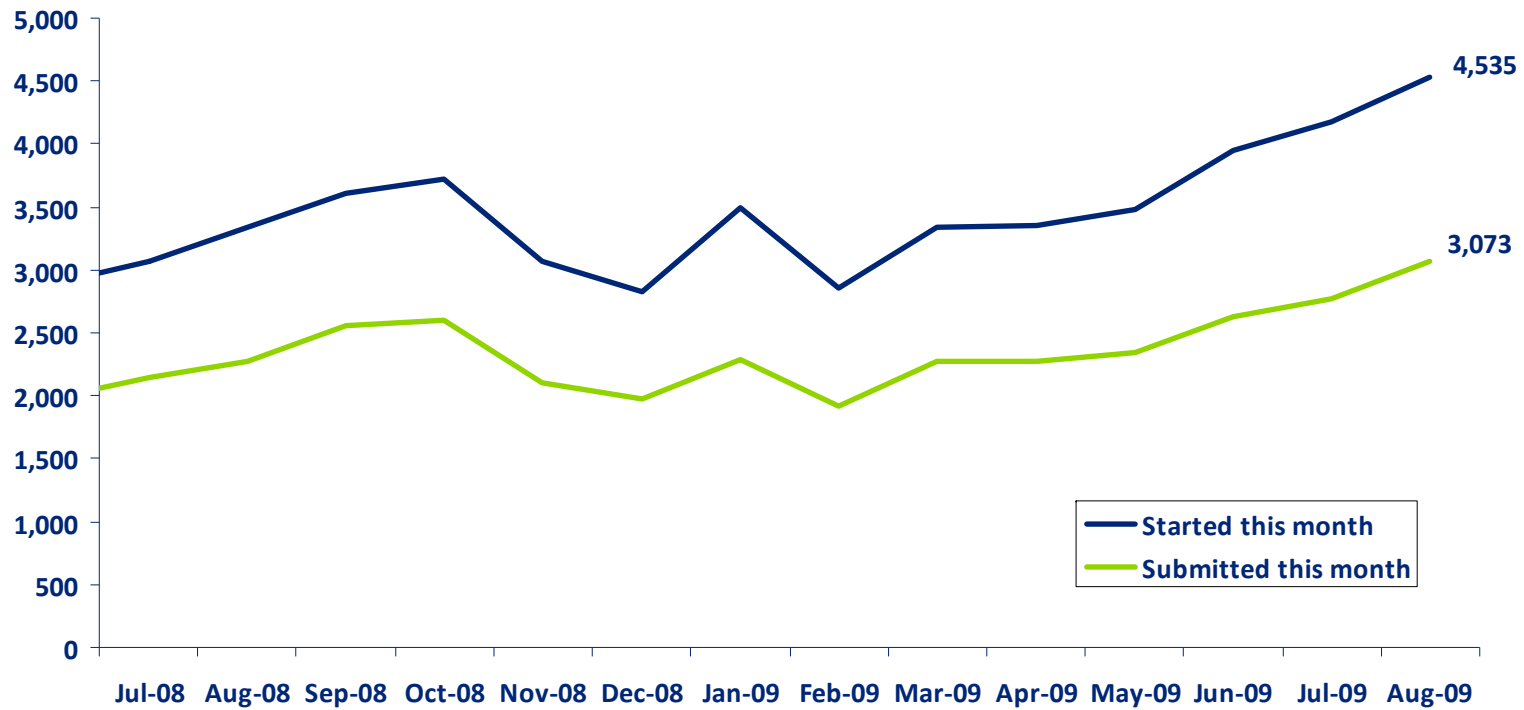
## MyACCESS Account Breakdown by County/Tribe (CMB/RMC, Continued)

County/Tribe	Count
OZAUKEE COUNTY	741
PEPIN COUNTY	81
PIERCE COUNTY	532
POLK COUNTY	727
PORTAGE COUNTY	906
POTAWATOMI	2
PRICE COUNTY	140
RACINE COUNTY	4,199
REDCLIFF TRIBE	42
RICHLAND COUNTY	197
ROCK COUNTY	3,356
RUSK COUNTY	229
SAUK COUNTY	819
SAWYER COUNTY	219
SHAWANO COUNTY	631
SHEBOYGAN COUNTY	1,709
SOKAOGON TRIBE	9
ST.CROIX COUNTY	1,264
STOCKBRIDGE-MUNSEE TRIBE	20
TAYLOR COUNTY	166
TREMPEALEAU COUNTY	452
VERNON COUNTY	311
VILAS COUNTY	236
WALWORTH COUNTY	1,635
WASHBURN COUNTY	233

County/Tribe	Count
WASHINGTON COUNTY	1,330
WAUKESHA COUNTY	3,811
WAUPACA COUNTY	859
WAUSHARA COUNTY	339
WINNEBAGO COUNTY	2,623
WISCONSIN (STATE LEVEL AGENCY – CAPO)	840
WOOD COUNTY	1,363
<b>Total</b>	<b>123,487</b>

# RMC Summary Information

## Report My Changes (RMC) Report Counts



Started to date: **81,508**

Submitted to date: **54,008**

## Types of Changes Reported to Date Cumulative

Change Type	Count
CHANGE IN ADDRESS AND/OR PHONE NUMBER	21,637
SOMEONE MOVED INTO HOUSEHOLD (PERSON ADD)	5,461
SOMEONE MOVED OUT OF HOUSEHOLD	4,508
SOMEONE DIED	58
SOMEONE GOT MARRIED	1,008
SOMEONE GOT DIVORCED	77
SOMEONE BECAME PREGNANT	2,386
SOMEONE'S PREGNANCY ENDED	1,510
SOMEONE BECAME DISABLED	873
SOMEONE STARTED A TYPE OF JOB OR EMPLOYMENT	8,561
SOMEONE CHANGED A TYPE OF JOB OR EMPLOYMENT	6,931
SOMEONE ENDED A TYPE OF JOB OR EMPLOYMENT	13,434

Change Type	Count
SOMEONE STARTED A TYPE OF UNEARNED INCOME	1,960
SOMEONE CHANGED A TYPE OF UNEARNED INCOME	2,225
SOMEONE ENDED A TYPE OF UNEARNED INCOME	3,011
SOMEONE ADDED A NEW TYPE OF UTILITY	10,188
SOMEONE STOPPED PAYING A TYPE OF UTILITY	3,807
SOMEONE ADDED A HOUSING EXPENSE	4,379
SOMEONE CHANGED A HOUSING EXPENSE	6,246
SOMEONE ENDED A HOUSING EXPENSE	1,671

## RMC Usage by County/Tribe

County/Tribe	Count
ADAMS COUNTY	173
ASHLAND COUNTY	74
BADRIVER TRIBE	2
BARRON COUNTY	215
BAYFIELD COUNTY	26
BROWN COUNTY	2,200
BUFFALO COUNTY	28
BURNETT COUNTY	39
CALUMET COUNTY	92
CHIPPEWA COUNTY	266
CLARK COUNTY	74
COLUMBIA COUNTY	201
CRAWFORD COUNTY	146
DANE COUNTY	4,179
DODGE COUNTY	298
DOOR COUNTY	56
DOUGLAS COUNTY	222
DUNN COUNTY	211
EAUCLAIRE COUNTY	483
ENROLLMENT SERVICES CENTER	304
FLORENCE COUNTY	8
FONDDULAC COUNTY	399
FOREST COUNTY	14
GRANT COUNTY	114
GREEN COUNTY	159

County/Tribe	Count
GREENLAKE COUNTY	37
IOWA COUNTY	58
IRON COUNTY	9
JACKSON COUNTY	56
JEFFERSON COUNTY	244
JUNEAU COUNTY	195
KENOSHA COUNTY	1,623
KEWAUNEE COUNTY	17
LAC DU FLAMBEAU TRIBE	3
LACROSSE COUNTY	573
LAFAYETTE COUNTY	34
LANGLADE COUNTY	70
LINCOLN COUNTY	96
MANITOWOC COUNTY	238
MARATHON COUNTY	684
MARINETTE COUNTY	209
MARQUETTE COUNTY	64
MENOMINEE COUNTY	12
MILES	804
MILWAUKEE COUNTY	26,368
MONROE COUNTY	336
OCONTO COUNTY	158
ONEIDA COUNTY	222
ONEIDA TRIBAL COUNCIL	46
OUTAGAMIE COUNTY	1,605

Source Data: ACCESS

## RMC Usage by County/Tribe (Continued)

County/Tribe	Count
OZAUKEE COUNTY	315
PEPIN COUNTY	25
PIERCE COUNTY	224
POLK COUNTY	189
PORTAGE COUNTY	203
POTAWATOMI	0
PRICE COUNTY	17
RACINE COUNTY	1,614
REDCLIFF TRIBE	9
RICHLAND COUNTY	57
ROCK COUNTY	1,133
RUSK COUNTY	42
SAUK COUNTY	322
SAWYER COUNTY	44
SHAWANO COUNTY	143
SHEBOYGAN COUNTY	524
SOKAOGON TRIBE	9
ST.CROIX COUNTY	573
STATE LEVEL AGENCY – CAPO	0
STOCKBRIDGE-MUNSEE TRIBE	0
TAYLOR COUNTY	27
TREMPEALEAU COUNTY	88
VERNON COUNTY	67
VILAS COUNTY	51

County/Tribe	Count
WALWORTH COUNTY	691
WASHBURN COUNTY	69
WASHINGTON COUNTY	363
WAUKESHA COUNTY	1,440
WAUPACA COUNTY	255
WAUSHARA COUNTY	68
WINNEBAGO COUNTY	1,010
WOOD COUNTY	574
WISCONSIN	0
MANUALLY PROCESSED	118
<b>Total</b>	<b>54,008</b>