

Ground Level

WhisperGlide Swings

These swings are built for use with wheelchairs. One wheelchair and two visitors can fit on a swing. Some of the WhisperGlides can only be accessed from inside a living area. These are only for people who live in that area. All other swings are for general use.



Katherine Wells Park

Located just east of the living units, Katherine Wells Park is open to all who live and visit the Center. The park is open Memorial Day through Labor Day. The park has restrooms with running water, electrical hook up and shelters for people to use. Charcoal grills will be placed in the shelter for use each summer. If you plan to use the park, please go to switchboard to obtain a key for the park and request a CWC cell phone to be used for emergency use only. If you would like to reserve the park, please contact the Social Work staff in your unit.



CWC Prairie

The CWC Prairie is on the west side of our campus, along the length of West road, outside of MH, LU2, LU4 and LU6. The prairie has a wide variety of prairie flowers in bloom and is often the site for many birds and butterflies in the spring and summer months. The surface is grass lawn, and may be very difficult to push a chair along. This is recommended for people who are able to walk and do not require a wheelchair for mobility. There are benches along the prairie to sit and relax.



Playground

A playground system has been installed to the east of LU3 near the trolley shed. This system is available for people who live here to use, and their visitors. Please use caution when using this system.



Gathering Room

The Gathering Room is in Murphy Hall on the main floor, with a cozy electric (warming) fireplace and easy chairs, is a warm environment to sit in with your loved ones. The large room also has a stereo, a piano, an electric keyboard, and tables and chairs for use. Restrooms are next to MH's main entrance doors.



Visitor's Map

Central Wisconsin Center
for the Developmentally Disabled



Please take one

STATE OF WISCONSIN
DEPARTMENT OF HEALTH SERVICES
Division of Long Term Care
P-00100 (09/2009)

Basement level

Murphy Commons

is located in the basement of Murphy Hall East. It is best to make arrangements to use this area, as it is not always unlocked or available. There are four spaces available for visiting: two large rooms with tables and chairs; a small kitchenette, and a smaller meeting room with a conference table and chairs. There are public restrooms in this area, located in the small hallway between the kitchenette and the large rooms.

Multi-Sensory Environment

This room is filled with colored lights and other sensory inputs. If you visit this room during evening and weekend hours, feel free to turn on the lights and items and interact with the environment. You can use the small stereo system/boom box to listen to music. This room's décor remains the same all year. Please turn off all equipment when leaving. The public restrooms are down the hallway toward the main tunnel. The Men's room is on the right and the Women's room is on the left, after the flight of stairs.



Living Unit 2 Community Room

This is a patio room with tables and chairs if you want to dine or work on a puzzle or play a game from the adjacent room; about 20 people can be seated at one time. Adjacent room #b1A is a large open room with a piano, a radio/boom box, and open space for children to romp. A variety of children's books, coloring books, toys and puzzles are available. The public restrooms are down the hallway toward the main tunnel. The Women's room is on the left of the hallway, after the second flight of stairs, and the Men's room is on the right.

Tranquility Room

is darkened, with colored lights and black lights to enhance your viewing pleasure, as well as interactive items. Therapeutic recreation staff from LU3 take time and effort to change the décor in this room for different seasons and holidays. It is located in the basement of LU3, room #b11 (off the hall behind the elevator). If you visit this room when it is not in use and find it locked, staff upstairs can assist you to open it. There are 4 sets of double light switches to turn on to activate the lights and sensory items. Be sure to turn everything off when you exit if you turned them on. There are public restrooms in the hallway leading toward the tunnel, along the left-hand wall.

Living Unit 5 Visitor's Room

This Visitor's Room is a quiet, comfortable sitting room with a radio and some table games available. There are public restrooms nearby in this hallway along the opposite wall.

Chapel

The doors are always open. Renovations added a meditation area with a waterfall wall mural and a water-sounds device. At the other end of the chapel is a cozy setting for reading. There are public restrooms across the hall.



Living Unit 4 Visitor's Room

This Visitor's Room contains a variety of games (e.g. Uno, Mouse Trap, Candy Land, Yahtzee), cards, wooden puzzles and blocks, books and coloring books for children, a radio/CD/tape player a TV and DVD/VCR. Children's videos are provided in large wooden cabinet. Join us on Friday mornings when a different movie is played beginning at 9:30. There are public restrooms along the opposite side of the hall, to the right when facing the main tunnel.

Building 7 Visitor's Room

This bright room has a basket of rhythm instruments to play, a jukebox radio which can also play CDs (some provided); some table games and a chalkboard. There are public restrooms in this area: if you exit this room and take a left, follow the hallway toward the garage- you can find the restrooms to the left.

Discovery Room


This room was designed for "free play" of clients who like to be active and exploratory. It has brightly colored equipment and furniture, a stereo, 2 kinds of swings, a "sit ball" and a jumbo ball for some vestibular stimulation. There are many unusual items to manipulate, a number of which are attached to the wall or to the tables to prevent damage to equipment or injury to people. This room was funded by the CWC Auxiliary and Therapeutic Recreation Department. There are public restroom areas in the hallway leading to the main tunnel.




Building 6 Gym

has open space and physical activity equipment available for visitors and residents. Examples are self-set-up bowling, a basket ball and hoop, large air balls, foosball, hopscotch, and a swing, as well as a radio for use. The room has large piece games (Chess, Jenga, Connect-4, Pop-corn Toss, Checkers etc). The large piece games are great to use with people who are at risk for ingesting small items. The games are kept in a metal cabinet in the north east corner of the gym. If it is locked, the key is on top of the cabinet.

Ground Level



 Garden

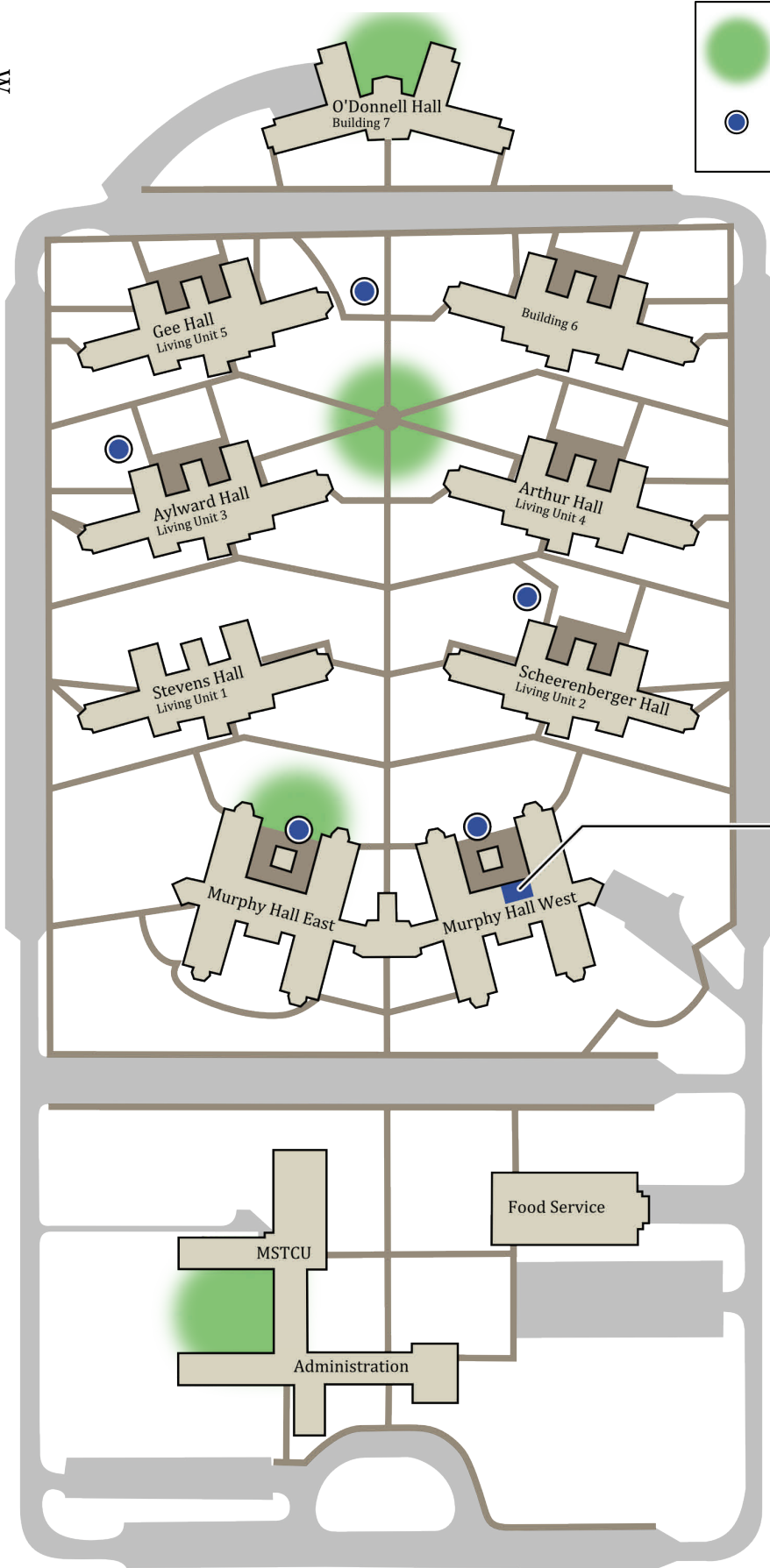
 Whisperglide wheelchair swing

Playground
←

Katherine Wells Park
←

CWC Prairie
→

Gathering Room



Basement level

■ Visitors' area
■ Restrooms

