
Wisconsin Deaths

2006

September 2007

*Bureau of Health Information and Policy
Division of Public Health
Wisconsin Department of Health and Family Services*

Foreword

This report, *Wisconsin Deaths, 2006*, presents key information about deaths of Wisconsin residents that occurred in 2006 and previous years. Information is included on the number and rate of deaths overall and by age, sex and cause. *Wisconsin Deaths* has been published annually since the 1995 data year, and replaced the earlier report series *Vital Statistics* (data years 1984-1994), *Public Health Statistics* (1952-1983), and *Annual Report of Morbidity and Mortality* (1948-1951).

The source of data for this report is death certificates filed with the State Registrar, Vital Records Section, Bureau of Health Information and Policy (BHIP), Division of Public Health, Department of Health and Family Services.

The Bureau of Health Information and Policy would like to recognize the following: local Register of Deeds offices and the Milwaukee and West Allis city health offices (for registering deaths), coroners and medical examiners (for certifying causes of death), hospitals and physicians (for certifying deaths), and funeral directors (for filing death certificates). We would also like to acknowledge and thank other states and countries for submitting data on deaths of Wisconsin residents that occurred in those places.

The Department of Health and Family Services produced this publication. Staff of the Vital Records Registration and Statistics Unit, Bureau of Health Information and Policy, collected and compiled the death records. Joyce Knapton prepared the report and wrote the narrative. Patricia Nametz edited the report. Draft review and comments were provided by Karl Pearson in the Bureau of Health Information and Policy. The report was prepared under the supervision of Jane Kraus, Supervisor, Registration and Statistics Unit, and John Kiesow, State Registrar, Vital Records Section; and the overall direction of Patricia Guhleman, Director, Bureau of Health Information and Policy.

Death, birth, hospitalization and other health-related statistical information for Wisconsin is also available through the Internet on the Department of Health and Family Services Web site, at <https://www.dhs.wisconsin.gov/stats/index.htm>. Wisconsin Interactive Statistics on Health (WISH) is a data query system that allows users to obtain death and other data tailored to their specifications, at <https://www.dhs.wisconsin.gov/wish/index.htm>.

Comments, suggestions and requests for additional data may be addressed to:

Joyce Knapton
Bureau of Health Information and Policy
Division of Public Health
Department of Health and Family Services
P.O. Box 309
Madison, WI 53701-0309
Telephone: (608) 267-7815
E-mail: knaptj@dhfs.state.wi.us

Suggested citation:

Wisconsin Department of Health and Family Services, Division of Public Health, Bureau of Health Information and Policy. *Wisconsin Deaths, 2006* (PPH 5368-06). September 2007.

Table of Contents

Foreword	ii
Introduction	1
Key Findings	2
Deaths and Death Rates	
Table 1. Deaths and Death Rates, Wisconsin and U.S., Selected Years	3
Table 2. Deaths and Death Rates by Age and Sex, 2006.....	4
Table 3. Population, Deaths and Death Rates by Region of Residence, 2006	5
Table 4. Deaths by County of Residence, 1997-2006	6
Table 5. Deaths by County of Residence and Selected Minor Civil Divisions, 2006	8
Table 6. Deaths by County of Residence and Occurrence, 2006	12
Table 7. Deaths by Disposition of Body, 1997-2006	13
Table 8. Autopsies Performed by Age of Decedent, Selected Years, 1980-2006	14
Table 9. Deaths by Injury at Work by Age, Sex, Race and Hispanic Origin, 2006	15
Map 1. Number of Infant Deaths by County of Residence, 2006.....	16
Figure 1. Death Rates from Diseases of the Heart by Selected Age Groups and Sex, 2006	17
Figure 2. Death Rates from Malignant Neoplasms (Cancer) by Selected Age Groups and Sex, 2006.....	18
Figure 3. Death Rates from Cerebrovascular Diseases (Stroke) by Selected Age Groups and Sex, 2006.....	19
Cause of Death	
Table 10. Summary Categories of Cause of Death, 2006.....	20
Table 11. Leading Underlying Causes of Death by Age, 2005 and 2006	21
Table 12. Leading Underlying Causes of Death for Males, by Age, 2005 and 2006.....	24
Table 13. Leading Underlying Causes of Death for Females, by Age, 2005 and 2006	27
Table 14. Deaths by Underlying Cause of Death, Age and Sex, 2006.....	30
Table 15. Deaths by Underlying Cause of Death, Race and Sex, 2006.....	36
Table 16. Deaths by Underlying Cause of Death, Hispanic Origin and Sex, 2006	38
Table 17. Leading Underlying Causes of Death by Race, 2005 and 2006	39
Table 18. Leading Underlying Causes of Death for Males by Race, 2005 and 2006.....	41
Table 19. Leading Underlying Causes of Death for Females by Race, 2005 and 2006	43
Table 20. Deaths by Underlying Cause of Death and County of Residence, 2006	45
Table 21. Deaths by Leading Specific Underlying Cause, 2006	52
Technical Notes	
Reporting Requirements	75
International Classification of Disease (ICD-10) Groupings	76
Map 2. Department of Health and Family Services Regions	81
Table A1. Wisconsin Population Estimates by Age and Sex, July 1, 2006	82
Table A2. Wisconsin Population Estimates by Age and Sex, July 1, 2005	83
Table A3. Wisconsin Population Estimates by Race, Ethnicity and Sex, July 1, 2006	84
Table A4. Wisconsin Life Expectancy by Sex and Age Group, 2004-2006	85

Introduction

All tables and figures in this report present Wisconsin resident data (deaths of Wisconsin residents). This means that deaths have been assigned to the area where the person lived (usually legal residence), regardless of where the death occurred. Most of the deaths reported in this publication occurred in Wisconsin, although the State Vital Records Office receives death certificates of Wisconsin residents from other states and countries as well. (Reports of deaths that occurred outside Wisconsin are thought to be substantially complete.)

Chapter 69, Wisconsin Statutes, authorizes the Department of Health and Family Services to supervise and direct the collection of death data. This statute also indicates how local registrars are to collect and file certificates for deaths that occur in their jurisdictions.

Beginning with 1999 data, causes of death have been coded using the International Classification of Diseases, Tenth Revision (ICD-10). ICD-10 replaces the ICD-9 that was used to code death data for the years 1979-1998. ICD-10 is a classification system that was developed collaboratively by the World Health Organization (WHO) and 10 international centers to reflect advances in medical science and changes in diagnostic terminology, and to promote international comparability in the presentation of mortality statistics.

A comparability table has been prepared to assist the reader in comparing numbers of deaths by cause between 1999 (and subsequent years) and the years before 1999. The table is available through the Internet on the Department of Health and Family Services Web site at: <https://www.dhs.wisconsin.gov/stats/deaths/index.htm/>.

Key Findings

- In 2006, there were 46,051 deaths of Wisconsin residents, 493 fewer deaths than in 2005.
- In 2006, the Wisconsin death rate (deaths per 1,000 population) was 8.2.
- The Wisconsin death rate has been similar to the United States death rate every year since 1945.
- Age-specific death rates for males generally exceed death rates for females. However, among persons aged 80 and older, the number of female deaths is greater than the number of male deaths (even though male death rates remain generally higher). This is because many more females than males live past the age of 80.
- As a percent of total deaths, cremations increased by 14 percentage points over the past decade (from 22 percent to 36 percent). Burials decreased (from 68 percent to 56 percent).
- In 2006, an autopsy was performed in just 8 percent of deaths, compared with 14 percent in 1980.
- In 2006, a total of 51 deaths were reported on death certificates as due to injuries at work. This was lower than the number reported for 2005 (72).
- As in 2005, the three leading underlying causes of death in 2006 were diseases of the heart, malignant neoplasms (cancer) and cerebrovascular diseases (stroke). These three causes of death accounted for 55 percent of total deaths among Wisconsin residents.
- Accidents were the leading underlying cause of death among males ages 1-14, 15-24 and 25-44.
- Accidents were the leading underlying cause of death among females ages 1-14 and 15-24. Cancer was the leading cause of death among women ages 25-84.
- Diseases of the heart and cancer were the two leading underlying causes of death in each race group. In 2006, diseases of the heart accounted for 19 percent of deaths among African Americans, 25 percent of deaths among whites, 20 percent of deaths among American Indians and 15 percent of deaths among Asians. Cancer accounted for 23 percent of deaths among African Americans, 24 percent of deaths among whites, 22 percent of deaths among American Indians and 24 percent of deaths among Asians.
- Accidents were the third leading cause of death among males of all races except Asians. Accidents accounted for 14 percent of deaths among American Indian males, 12 percent of deaths among Asian males, 7 percent of deaths among white males and 9 percent among African American males.
- Among females in every race group, diseases of the heart and malignant neoplasms (cancer) were the two leading underlying causes of death in 2006.
- Sixteen percent of Hispanic deaths were due to malignant neoplasms (cancer), compared to 24 percent of deaths among non-Hispanics.
- From 2005 to 2006, the homicide death rate decreased from 4.2 to 3.5 per 100,000 population.
- There were 15 maternal deaths in 2006, the same number as in 2005, but up from six in 2004. Maternal deaths are deaths attributed to pregnancy-related health conditions or events of delivery.

Table 1. Deaths and Death Rates, Wisconsin and United States, Selected Years, 1910-2006

Year	Number of Wisconsin Deaths	Wisconsin Death Rate	U.S. Death Rate
1910	28,213	12.1	14.7
1915	26,676	10.7	13.5
1920	29,859	11.3	13.0
1925	29,380	10.5	11.8
1930	30,488	10.4	11.3
1935	30,404	10.0	10.9
1940	31,457	10.0	10.8
1945	31,776	10.7	10.6
1950	33,573	9.7	9.6
1955	35,250	9.6	9.3
1960	38,121	9.6	9.5
1965	40,146	9.5	9.4
1970	40,820	9.2	9.5
1975	39,916	8.8	8.9
1980	40,801	8.7	8.8
1985	41,434	8.7	8.7
1990	42,655	8.7	8.6
1995	45,037	8.8	8.8
2000	46,405	8.7	8.7
2001	46,537	8.6	8.5
2002	46,893	8.6	8.5
2003	46,040	8.4	8.3
2004	45,488	8.2	8.0
2005	46,544	8.3	8.2
2006	46,051	8.2	8.0

Source: Wisconsin data are from the Bureau of Health Information and Policy, Division of Public Health, Department of Health and Family Services. U.S. death rates through 1995 are final data from the *Monthly Vital Statistics Reports* of the National Center for Health Statistics; this report is now titled *National Vital Statistics Reports*. U.S. death rates for 2000-2004 are final data from the *National Vital Statistics Reports*. The U.S. death rate for 2005 was taken from *National Vital Statistics Reports*, "Births, Marriages, Divorces, and Deaths: Provisional Data for 2005," Volume 54, No. 20, July 21, 2006. The U.S. death rate for 2006 was taken from *National Vital Statistics Reports*, "Births, Marriages, Divorces, and Deaths: Provisional Data for 2006," Volume 55, No. 20, August 28, 2007.

Note: Rates shown here are deaths per 1,000 population.

- In 2006, there were 46,051 deaths of Wisconsin residents, 493 fewer deaths than in 2005.
- In 2006, the Wisconsin death rate (deaths per 1,000 population) was 8.2.
- The Wisconsin death rate has been similar to the United States death rate every year since 1945.

Deaths and Death Rates

Table 2. Deaths and Death Rates by Age and Sex, Wisconsin 2006

Age Group	Total		Male		Female	
	Number of Deaths	Death Rate	Number of Deaths	Death Rate	Number of Deaths	Death Rate
All Ages	46,051	820.9	22,221	797.2	23,830	844.3
Under 1	462	639.0	265	715.1	197	558.9
1-4	62	22.2	28	19.6	34	24.9
5-9	37	10.6	19	10.6	18	10.5
10-14	55	14.6	40	20.7	15	8.2
15-19	237	58.5	169	81.1	68	34.6
20-24	317	77.8	239	114.2	78	39.3
25-29	283	76.7	215	111.0	68	38.8
30-34	313	92.0	213	122.9	100	59.9
35-39	470	123.1	309	159.5	161	85.5
40-44	833	193.0	535	247.0	298	138.6
45-49	1,200	265.4	721	318.3	479	212.2
50-54	1,631	398.6	984	479.8	647	317.0
55-59	2,066	587.1	1,269	719.1	797	454.3
60-64	2,377	946.4	1,425	1,160.8	952	741.4
65-69	2,916	1,481.3	1,665	1,769.4	1,251	1,217.4
70-74	3,947	2,421.5	2,187	2,927.7	1,760	1,993.2
75-79	5,672	3,874.3	2,978	4,708.3	2,694	3,239.9
80-84	7,364	6,543.4	3,544	8,199.9	3,820	5,510.7
85-89	7,455	10,083.5	3,104	12,653.9	4,351	8,805.9
90-94	5,658	18,738.4	1,734	21,146.3	3,924	17,836.4
95 +	2,696	33,420.1	578	32,471.9	2,118	33,672.5

Source: Bureau of Health Information and Policy, Division of Public Health, Department of Health and Family Services. For the population data used to calculate rates, see Technical Notes, page 82.

Notes: Rates by age and sex are deaths per 100,000 population in that age group or age/sex group.

- Age-specific death rates generally increase with age, except that the death rate for infants (under age one) is higher than that for children in other age groups.
- Age-specific death rates for males generally exceed death rates for females. However, among persons aged 80 and older, the number of female deaths is greater than the number of male deaths (even though male death rates remain generally higher). This is because many more females than males live past the age of 80.

Table 3. Population, Deaths and Death Rates by Region of Residence, Wisconsin 2006

DHFS Regions	Estimated Population	Number of Deaths	Death Rate
State Total	5,609,820	46,051	820.9
Northeastern	1,217,400	10,294	845.6
Northern	497,250	4,394	883.7
Southeastern	2,062,110	16,940	821.5
Southern	1,069,690	8,129	760.0
Western	763,370	6,293	824.4

Source: Bureau of Health Information and Policy, Division of Public Health, Department of Health and Family Services.

Notes: Population numbers may not sum to total due to rounding. Rates shown here are deaths per 100,000 population. For a map of the Department of Health and Family Services Regions, see Technical Notes, page 81. Effective with 2003 data, Vernon County is included in the Southern Region instead of the Western Region. There is one death included in the state total for which county of residence is unknown.

- In 2006, death rates ranged from a low of 760.0 per 100,000 population in the Department of Health and Family Services' Southern Region to a high of 883.7 in the Northern Region. Differences in the death rate by region reflect many factors, including the region's population age structure.

Deaths and Death Rates

Table 4. Deaths by County of Residence, Wisconsin 1997–2006

	1997	1998	1999	2000	2001	2002	2003	2004	2005	2006
State Total	44,860	45,890	46,571	46,405	46,537	46,893	46,040	45,488	46,544	46,051
Adams	183	198	210	226	249	218	239	220	225	218
Ashland	193	185	188	206	201	210	191	210	205	164
Barron	444	507	481	442	475	505	474	431	487	484
Bayfield	162	168	154	153	165	157	127	145	149	129
Brown	1,472	1,630	1,575	1,591	1,598	1,573	1,565	1,559	1,626	1,619
Buffalo	159	141	159	123	131	130	145	111	117	117
Burnett	170	192	186	183	195	212	193	174	182	181
Calumet	231	259	266	252	242	246	235	273	265	252
Chippewa	499	548	553	533	521	534	497	464	522	465
Clark	318	324	303	307	300	352	348	353	339	312
Columbia	494	501	550	508	551	519	485	496	498	465
Crawford	172	161	201	178	175	176	175	165	169	175
Dane	2,437	2,535	2,580	2,512	2,663	2,677	2,657	2,633	2,648	2,606
Dodge	797	819	834	848	855	895	919	823	826	871
Door	305	338	322	315	316	316	290	289	314	274
Douglas	499	483	495	454	410	454	450	448	425	448
Dunn	243	281	296	280	258	298	262	270	260	287
Eau Claire	658	665	692	639	736	703	687	700	704	772
Florence	46	56	49	63	53	48	53	54	45	51
Fond du Lac	785	907	898	908	940	877	866	887	1,000	941
Forest	108	114	116	131	104	102	109	101	103	128
Grant	483	445	505	495	525	465	496	506	484	518
Green	308	299	328	322	318	340	324	305	316	301
Green Lake	246	231	241	243	227	255	246	223	230	237
Iowa	182	196	195	195	213	191	189	202	177	197
Iron	101	94	77	84	86	87	92	89	110	78
Jackson	178	189	186	219	204	191	212	214	189	176
Jefferson	603	592	612	608	569	569	620	588	608	572
Juneau	263	265	298	264	275	262	311	279	278	267
Kenosha	1,125	1,237	1,159	1,222	1,228	1,249	1,266	1,295	1,253	1,260
Kewaunee	172	178	196	189	203	185	171	184	182	181
La Crosse	887	905	923	888	950	889	875	892	818	904
Lafayette	167	173	158	144	122	147	156	141	130	136
Langlade	228	217	227	220	238	244	236	244	233	216
Lincoln	298	320	324	333	314	346	294	287	316	296
Manitowoc	813	827	860	852	818	823	751	763	742	792

(continued)

Deaths and Death Rates

Table 4. Deaths by County of Residence, Wisconsin 1997–2006

	1997	1998	1999	2000	2001	2002	2003	2004	2005	2006
Marathon	875	920	951	924	974	990	946	925	976	932
Marinette	501	509	534	470	530	502	524	473	493	520
Marquette	152	176	161	174	180	166	169	167	185	180
Menominee	35	48	43	36	40	29	34	44	45	26
Milwaukee	8,833	8,812	9,018	9,063	8,855	9,022	8,614	8,492	8,605	8,190
Monroe	354	408	391	414	376	433	415	407	399	382
Oconto	325	335	353	357	347	315	329	327	327	323
Oneida	387	372	422	431	360	401	355	422	421	421
Outagamie	1,196	1,142	1,141	1,109	1,083	1,123	1,147	1,113	1,194	1,141
Ozaukee	565	587	575	583	615	568	620	635	605	678
Pepin	87	76	80	73	70	88	90	70	66	70
Pierce	242	224	251	244	208	251	228	232	229	215
Polk	398	416	371	376	396	417	419	397	401	404
Portage	468	431	475	404	452	463	417	454	491	459
Price	207	216	198	207	191	186	202	215	200	182
Racine	1,550	1,529	1,593	1,616	1,605	1,489	1,492	1,498	1,537	1,607
Richland	201	169	157	185	182	197	180	166	164	169
Rock	1,371	1,327	1,282	1,335	1,336	1,296	1,308	1,306	1,409	1,402
Rusk	175	174	169	168	212	179	170	176	191	167
St. Croix	453	445	453	444	424	484	464	413	429	435
Sauk	455	534	487	485	545	509	507	511	505	523
Sawyer	169	184	190	183	212	207	189	153	184	204
Shawano	421	424	452	476	431	457	445	422	448	429
Sheboygan	997	1,107	1,018	1,083	1,008	1,092	992	1,037	1,089	1,098
Taylor	198	223	175	176	192	202	172	159	196	149
Trempealeau	290	285	291	298	321	284	318	260	280	295
Vernon	322	312	298	330	335	309	286	271	324	281
Vilas	264	269	263	251	264	260	240	223	235	271
Walworth	747	799	840	826	787	815	788	871	860	845
Washburn	197	182	198	198	187	180	173	174	193	179
Washington	746	769	810	795	827	851	892	872	868	874
Waukesha	2,446	2,529	2,620	2,795	2,665	2,833	2,743	2,715	2,903	2,914
Waupaca	617	651	698	634	684	624	711	653	677	714
Waushara	232	233	269	243	282	250	268	296	237	246
Winnebago	1,259	1,219	1,253	1,194	1,270	1,280	1,315	1,247	1,258	1,321
Wood	690	674	694	695	663	696	672	674	745	714

Source: Bureau of Health Information and Policy, Division of Public Health, Department of Health and Family Services.

Notes: There was one record included in the total for 2006 for which county of residence was unknown.

Deaths and Death Rates

Table 5. Deaths by County of Residence and Selected Minor Civil Divisions, Wisconsin 2006

STATE TOTAL	46,051	Menasha (C) (Pt.)	4	Mount Horeb (V)	69
Urban*	35,451	New Holstein (C)	51	Oregon (T)	7
Balance of County	10,599	Balance of County	62	Oregon (V)	63
ADAMS	218	CHIPPEWA	465	Pleasant Springs (T)	10
Rome (T)	25	Bloomer (C)	57	Springfield (T)	9
Balance of County	193	Chippewa Falls (C)	152	Stoughton (C)	150
ASHLAND	164	Eagle Point (T)	20	Sun Prairie (C)	144
Ashland (C)	114	Eau Claire (C) (Pt.)	7	Verona (C)	81
Balance of County	50	Lafayette (T)	25	Waunakee (V)	88
BARRON	484	Lake Hallie (V)	24	Westport (T)	12
Barron (C)	58	Stanley (C)	28	Windsor (T)	12
Rice Lake (C)	118	Wheaton (T)	14	Balance of County	199
Rice Lake (T)	18	Balance of County	138	DODGE	871
Balance of County	290	CLARK	312	Beaver Dam (C)	235
BAYFIELD	129	Neillsville (C)	42	Beaver Dam (T)	17
BROWN	1,619	Balance of County	270	Fox Lake (T)	13
Allouez (V)	99	COLUMBIA	465	Horicon (C)	31
Ashwaubenon (V)	151	Columbus (C) (Pt.)	40	Juneau (C)	43
Bellevue (V)	56	Lodi (C)	34	Mayville (C)	66
De Pere (C)	162	Lodi (T)	14	Watertown (C) (Pt.)	129
Green Bay (C)	867	Pacific (T)	24	Waupun (C) (Pt.)	88
Hobart (V)	28	Portage (C)	101	Balance of County	249
Howard (V) (Pt.)	62	Poynette (V)	20	DOOR	274
Lawrence (T)	4	Balance of County	232	Sevastopol (T)	14
Ledgeview (T)	24	CRAWFORD	175	Sturgeon Bay (C)	124
Pittsfield (T)	11	Prairie du Chien (C)	85	Balance of County	136
Pulaski (V) (Pt.)	25	Balance of County	90	DOUGLAS	448
Scott (T)	12	DANE	2,606	Superior (C)	318
Suamico (V)	33	Bristol (T)	12	Balance of County	130
Wrightstown (V) (Pt.)	11	Burke (T)	6	DUNN	287
Balance of County	74	Cottage Grove (T)	8	Menomonie (C)	136
BUFFALO	117	Cottage Grove (V)	29	Menomonie (T)	9
Mondovi (C)	46	Cross Plains (V)	12	Balance of County	142
Balance of County	71	DeForest (V)	47	EAU CLAIRE	772
BURNETT	181	Dunn (T)	10	Altoona (C)	82
CALUMET	252	Edgerton (C) (Pt.)	2	Eau Claire (C) (Pt.)	536
Appleton (C) (Pt.)	38	Fitchburg (C)	62	Pleasant Valley (T)	8
Brillion (C)	28	Madison (C)	1,301	Seymour (T)	9
Chilton (C)	37	Madison (T)	6	Union (T)	17
Harrison (T)	28	Marshall (V)	25	Washington (T)	18
Kiel (C) (Pt.)	4	McFarland (V)	43	Balance of County	102
		Middleton (C)	116	FLORENCE	51
		Middleton (T)	14		
		Monona (C)	69		

* Sum of incorporated places having a population of 2,500 or more according to the latest estimates available.

Deaths and Death Rates

FOND DU LAC	941	JUNEAU	267	MARATHON	932
Empire (T)	11	Mauston (C)	67	Kronenwetter (V)	20
Fond du Lac (C)	526	Balance of County	200	Marshfield (C) (Pt.)	12
No. Fond du Lac (V)	26	KENOSHA	1,260	Mosinee (C)	35
Ripon (C)	101	Bristol (T)	33	Rib Mountain (T)	38
Taycheedah (T)	27	Genoa City (V)	1	Rothschild (V)	31
Waupun (C) (Pt.)	29	Kenosha (C)	841	Wausau (C)	423
Balance of County	221	Paddock Lake (V)	14	Weston (V)	80
FOREST	128	Pleasant Prairie (V)	131	Balance of County	293
GRANT	518	Randall (T)	11	MARINETTE	520
Boscobel (C)	50	Salem (T)	84	Marinette (C)	177
Lancaster (C)	58	Somers (T)	44	Peshtigo (C)	76
Platteville (C)	81	Twin Lakes (V)	49	Peshtigo (T)	22
Balance of County	329	Wheatland (T)	21	Stephenson (T)	28
GREEN	301	Balance of County	31	Balance of County	217
Brodhead (C) (Pt.)	20	KEWAUNEE	181	MARQUETTE	180
Monroe (C)	119	Algoma (C)	61	MENOMINEE	26
Balance of County	162	Kewaunee (C)	53	Menominee (T)	26
GREEN LAKE	237	Balance of County	67	MILWAUKEE	8,190
Berlin (C) (Pt.)	64	LA CROSSE	904	Bayside (V) (Pt.)	40
Balance of County	173	Campbell (T)	30	Brown Deer (V)	77
IOWA	197	Holland (T)	15	Cudahy (C)	167
Dodgeville (C)	42	Holmen (V)	32	Fox Point (V)	58
Mineral Point (C)	33	La Crosse (C)	483	Franklin (C)	208
Balance of County	122	Onalaska (C)	133	Franklin (C)	208
IRON	78	Onalaska (T)	22	Glendale (C)	220
JACKSON	176	Shelby (T)	26	Greendale (V)	133
Black River Falls (C)	57	West Salem (V)	79	Greenfield (C)	504
Brockway (T)	23	Balance of County	84	Hales Corners (V)	94
Balance of County	96	LAFAYETTE	136	Milwaukee (C) (Pt.)	4,789
JEFFERSON	572	LANGLADE	216	Oak Creek (C)	201
Ft. Atkinson (C)	119	Antigo (C)	108	Shorewood (V)	63
Ixonia (T)	22	Balance of County	108	South Milwaukee (C)	255
Jefferson (C)	88	LINCOLN	296	St. Francis (C)	113
Koshkonong (T)	10	Bradley (T)	26	Wauwatosa (C)	522
Lake Mills (C)	48	Merrill (C)	162	West Allis (C)	648
Oakland (T)	18	Merrill (T)	10	West Milwaukee (V)	25
Waterloo (C)	15	Tomahawk (C)	55	Whitefish Bay (V)	54
Watertown (C) (Pt.)	101	Balance of County	43	Balance of County	19
Whitewater (C) (Pt.)	3	MANITOWOC	792	MONROE	382
Balance of County	148	Kiel (C) (Pt.)	29	Sparta (C)	112
		Manitowoc (C)	481	Sparta (T)	32
		Manitowoc Rapids (T)	21	Tomah (C)	110
		Two Rivers (C)	100	Balance of County	128
		Balance of County	161		

Deaths and Death Rates

OCONTO	323	PIERCE	215	Janesville (C)	555
Chase (T)	5	Ellsworth (V)	45	Janesville (T)	12
Little Suamico (T)	18	Prescott (C)	21	Milton (C)	63
Oconto (C)	76	River Falls (C) (Pt.)	33	Milton (T)	18
Oconto Falls (C)	42	Balance of County	116	Rock (T)	20
Pulaski (V) (Pt.)	1			Balance of County	171
Balance of County	181	POLK	404		
		Alden (T)	11	RUSK	167
ONEIDA	421	Amery (C)	82	Ladysmith (C)	61
Minocqua (T)	64	Osceola (T)	5	Balance of County	106
Newbold (T)	15	Osceola (V)	36		
Pelican (T)	24	Balance of County	270	ST. CROIX	435
Pine Lake (T)	18			Baldwin (V)	34
Rhineland (C)	145	PORTAGE	459	Hudson (C)	90
Balance of County	155	Hull (T)	24	Hudson (T)	5
		Plover (V)	68	New Richmond (C)	81
OUTAGAMIE	1,141	Stevens Point (C)	207	North Hudson (V)	7
Appleton (C) (Pt.)	460	Stockton (T)	7	Richmond (T)	3
Buchanan (T)	27	Balance of County	153	River Falls (C) (Pt.)	46
Center (T)	14			Somerset (T)	7
Combined Locks (V)	17	PRICE	182	St. Joseph (T)	8
Dale (T)	5	Park Falls (C)	59	Star Prairie (T)	7
Ellington (T)	5	Balance of County	123	Troy (T)	13
Freedom (T)	19			Balance of County	134
Grand Chute (T)	149	RACINE	1,607		
Greenville (T)	27	Burlington (C) (Pt.)	132	SAUK	523
Hortonville (V)	13	Burlington (T)	36	Baraboo (C)	112
Kaukauna (C)	140	Caledonia (V)	131	Lake Delton (V)	16
Kimberly (V)	32	Dover (T)	20	Prairie du Sac (V)	30
Little Chute (V)	71	Mt. Pleasant (V)	252	Reedsburg (C)	88
New London (C) (Pt.)	13	Norway (T)	37	Sauk City (V)	56
Oneida (T)	26	Racine (C)	755	Balance of County	221
Seymour (C)	57	Raymond (T)	14		
Balance of County	66	Rochester (T)	10	SAWYER	204
		Sturtevant (V)	56	Hayward (T)	47
OZAUKEE	678	Union Grove (V)	64	Balance of County	157
Bayside (V) (Pt.)	1	Waterford (T)	25		
Cedarburg (C)	119	Waterford (V)	33	SHAWANO	429
Cedarburg (T)	30	Yorkville (T)	7	Shawano (C)	115
Grafton (T)	17	Balance of County	35	Wescott (T)	40
Grafton (V)	62			Balance of County	274
Mequon (C)	206	RICHLAND	169		
Port Washington (C)	112	Richland Center (C)	59	SHEBOYGAN	1,098
Saukville (V)	28	Balance of County	110	Greenbush (T)	6
Thiensville (V)	33			Howards Grove (V)	18
Balance of County	70	ROCK	1,402	Lima (T)	11
		Beloit (C)	367	Oostburg (V)	14
PEPIN	70	Beloit (T)	55	Plymouth (C)	93
		Brodhead (C) (Pt.)	4	Plymouth (T)	51
		Edgerton (C) (Pt.)	56	Sheboygan (C)	645
		Evansville (C)	58	Sheboygan (T)	16
		Fulton (T)	23		

Deaths and Death Rates

Sheboygan Falls (C)	83	WASHINGTON	874	Vernon (T)	26
Wilson (T)	14	Addison (T)	19	Wales (V)	10
Balance of County	147	Barton (T)	9	Waukesha (C)	554
		Erin (T)	15	Waukesha (T)	17
TAYLOR	149	Farmington (T)	16	Balance of County	264
Medford (C)	54	Germantown (V)	111		
Balance of County	95	Hartford (C)	110	WAUPACA	714
		Hartford (T)	14	Clintonville (C)	76
TREMPEALEAU	295	Jackson (T)	16	Dayton (T)	18
		Jackson (V)	33	Farmington (T)	175
VERNON	281	Kewaskum (V)	34	Mukwa (T)	6
Viroqua (C)	86	Polk (T)	15	New London (C) (Pt.)	64
Balance of County	195	Richfield (T)	49	Waupaca (C)	109
		Slinger (V)	34	Balance of County	266
VILAS	271	Trenton (T)	17		
Arbor Vitae (T)	27	West Bend (C)	270	WAUSHARA	246
Lac Du Flambeau (T)	34	West Bend (T)	92	Balance of County	246
Lincoln (T)	29	Balance of County	20		
Balance of County	181			WINNEBAGO	1,321
		WAUKESHA	2,914	Algoma (T)	12
WALWORTH	845	Brookfield (C)	421	Appleton (C) (Pt.)	32
Bloomfield (T)	40	Brookfield (T)	35	Clayton (T)	17
Delavan (C)	78	Delafield (C)	35	Menasha (C) (Pt.)	129
Delavan (T)	42	Delafield (T)	27	Menasha (T)	119
East Troy (T)	28	Elm Grove (V)	54	Neenah (C)	219
East Troy (V)	47	Genesse (T)	14	Neenah (T)	15
Elkhorn (C)	106	Hartland (V)	60	Omro (C)	41
Geneva (T)	35	Lisbon (T)	33	Oshkosh (C)	587
Genoa City (V)	19	Menomonee Falls (V)	306	Oshkosh (T)	13
La Grange (T)	7	Merton (T)	42	Balance of County	137
Lake Geneva (C)	94	Merton (V)	3		
Lyons (T)	26	Milwaukee (C) (Pt.)	1	WOOD	714
Mukwonago (V) (Pt.)	1	Mukwonago (T)	21	Grand Rapids (T)	41
Sugar Creek (T)	36	Mukwonago (V) (Pt.)	82	Marshfield (C) (Pt.)	172
Walworth (V)	32	Muskego (C)	204	Nekoosa (C)	38
Whitewater (C) (Pt.)	92	New Berlin (C)	311	Saratoga (T)	24
Williams Bay (V)	34	Oconomowoc (C)	135	Wisc. Rapids (C)	262
Balance of County	128	Oconomowoc (T)	53	Balance of County	177
		Ottawa (T)	12		
WASHBURN	179	Pewaukee (V)	93		
Spooner (C)	56	Summit (T)	27		
Balance of County	123	Sussex (V)	74		

Source: Bureau of Health Information and Policy, Division of Public Health, Department of Health and Family Services.

Notes: Minor civil divisions are City (C), Village (V), Township (T). Places located in more than one county are indicated by (Pt.) (an abbreviation of "Part").

There was one death included in the state total for which place of residence was unknown.

Deaths and Death Rates

Table 6. Deaths by County of Residence and County of Occurrence, Wisconsin 2006

	Residence	Occurrence		Residence	Occurrence
State Total	46,051	45,931			
Adams	218	146	Marathon	932	1,032
Ashland	164	184	Marinette	520	543
Barron	484	431	Marquette	180	99
Bayfield	129	63	Menominee	26	10
Brown	1,619	1,934	Milwaukee	8,190	9,130
Buffalo	117	72	Monroe	382	335
Burnett	181	128	Oconto	323	249
Calumet	252	177	Oneida	421	508
Chippewa	465	360	Outagamie	1,141	1,264
Clark	312	243	Ozaukee	678	639
Columbia	465	439	Pepin	70	61
Crawford	175	154	Pierce	215	128
Dane	2,606	3,216	Polk	404	374
Dodge	871	785	Portage	459	405
Door	274	257	Price	182	166
Douglas	448	287	Racine	1,607	1,422
Dunn	287	243	Richland	169	140
Eau Claire	772	1,012	Rock	1,402	1,340
Florence	51	42	Rusk	167	138
Fond du Lac	941	949	St. Croix	435	397
Forest	128	79	Sauk	523	514
Grant	518	440	Sawyer	204	154
Green	301	295	Shawano	429	344
Green Lake	237	216	Sheboygan	1,098	1,067
Iowa	197	169	Taylor	149	119
Iron	78	76	Trempealeau	295	232
Jackson	176	142	Vernon	281	260
Jefferson	572	438	Vilas	271	174
Juneau	267	211	Walworth	845	697
Kenosha	1,260	1,226	Washburn	179	159
Kewaunee	181	124	Washington	874	778
La Crosse	904	1,247	Waukesha	2,914	2,761
Lafayette	136	86	Waupaca	714	639
Langlade	216	192	Waushara	246	160
Lincoln	296	247	Winnebago	1,321	1,452
Manitowoc	792	700	Wood	714	1,031

Source: Bureau of Health Information and Policy, Division of Public Health, Department of Health and Family Services.

Note: The “residence” column indicates the number of deaths among residents of the county, regardless of where the person died. The “occurrence” column indicates the number of deaths that occurred in that county, regardless of where the person resided. Statewide totals for the two columns differ because some Wisconsin resident deaths occur outside the state, and some deaths of non-residents occur within the state.

The total for resident deaths includes one death with unknown county of residence.

Table 7. Deaths by Disposition of Body, Wisconsin 1997-2006

Disposition of Body	Years									
	1997	1998	1999	2000	2001	2002	2003	2004	2005	2006
TOTAL DEATHS	44,860	45,890	46,571	46,405	46,537	46,893	46,040	45,488	46,544	46,051
PERCENT	100.0	100.0	100.0	100.0	100.0	100.0	100.0	100.0	100.0	100.0
Burial	30,493	30,470	30,692	29,720	29,044	28,874	27,689	26,531	26,769	25,653
Percent	68.0	66.4	65.9	64.0	62.4	61.6	60.1	58.3	57.5	55.7
Cremation	10,007	10,889	11,526	12,483	13,160	13,790	14,287	15,044	15,884	16,550
Percent	22.3	23.7	24.7	26.9	28.3	29.4	31.0	33.1	34.1	35.9
Entombment	3,634	3,754	3,800	3,694	3,827	3,698	3,566	3,515	3,567	3,397
Percent	8.1	8.2	8.2	8.0	8.2	7.9	7.7	7.7	7.7	7.4
Donation	273	287	279	261	231	305	251	249	274	267
Percent	0.6	0.6	0.6	0.6	0.5	0.7	0.5	0.5	0.6	0.6
Unknown	453	490	274	247	275	226	247	149	50	184
Percent	1.0	1.1	0.6	0.5	0.6	0.5	0.5	0.3	0.1	0.4

Source: Bureau of Health Information and Policy, Division of Public Health, Department of Health and Family Services.

Notes: Percents may not add to 100 due to rounding.

“Donation” means the body was donated for use in medical research and/or education.

“Entombment” means the casket is placed in an above-ground structure, such as a mausoleum.

“Unknowns” are due to reporting of Wisconsin resident deaths occurring in other states. Some states do not consistently report disposition of the body.

- As a percent of total deaths, cremations increased by 14 percentage points over the past decade (from 22 percent to 36 percent). Burials decreased (from 68 percent to 56 percent).

Table 8. Autopsies Performed by Age of Decedent, Wisconsin, Selected Years, 1980–2006

Years	Total	Age			
		Under 1	1-44	45-64	65+
1980					
Autopsy	5,673	469	1,065	1,649	2,490
No Autopsy	35,010	290	1,742	5,590	27,388
Unknown	116	6	5	17	88
Total Deaths	40,801	765	2,812	7,256	29,966
Percent with Autopsy	14%	61%	38%	23%	8%
1990					
Autopsy	4,451	343	1,297	1,107	1,704
No Autopsy	38,062	264	1,471	5,020	31,307
Unknown	142	6	9	25	102
Total Deaths	42,655	613	2,777	6,152	33,113
Percent with Autopsy	10%	56%	47%	18%	5%
2000					
Autopsy	3,582	183	1,240	1,139	1,020
No Autopsy	42,607	273	1,508	5,306	35,520
Unknown	215	1	20	37	157
Total Deaths	46,405	457	2,768	6,482	36,697
Percent with Autopsy	8%	40%	45%	18%	3%
2006					
Autopsy	3,550	165	1,304	1,370	711
No Autopsy	42,375	297	1,285	5,873	34,920
Unknown	126	0	18	31	77
Total Deaths	46,051	462	2,607	7,274	35,708
Percent with Autopsy	8%	36%	50%	19%	2%

Source: Bureau of Health Information and Policy, Division of Public Health, Department of Health and Family Services.

Notes: There were two deaths in 1980 and one death in 2000 for which age was unknown. These deaths are included in the total.

- In 2006, an autopsy was performed in just 8 percent of deaths, compared with 14 percent in 1980.

Deaths and Death Rates

Table 9. Deaths by Injury at Work by Age, Sex, Race and Hispanic Origin, Wisconsin, 2006

	Age							
	Less than 15	15 and over	15-24	25-34	35-44	45-54	55-64	65 and over
ALL RACES, Both Sexes	---	51	2	4	10	10	10	15
Male	---	50	2	4	10	10	10	14
Female	---	1	---	---	---	---	---	1
White, Both Sexes	---	50	2	4	9	10	10	15
Male	---	49	2	4	9	10	10	14
Female	---	1	---	---	---	---	---	1
Black, Both Sexes	---	1	---	---	1	---	---	---
Male	---	1	---	---	1	---	---	---
Female	---	---	---	---	---	---	---	---
Other, Both Sexes	---	---	---	---	---	---	---	---
Male	---	---	---	---	---	---	---	---
Female	---	---	---	---	---	---	---	---
Hispanic, Both Sexes	---	2	1	---	---	---	1	---
Male	---	2	1	---	---	---	1	---
Female	---	---	---	---	---	---	---	---
Non-Hispanic, Both Sexes	---	49	1	4	10	10	9	15
Male	---	48	1	4	10	10	9	14
Female	---	1	---	---	---	---	---	1

Source: Bureau of Health Information and Policy, Division of Public Health, Department of Health and Family Services.

Notes: Race categories may include people of Hispanic origin; people of Hispanic origin may be of any race. This table shows the number of death certificates that specified that an injury at work contributed to the death, either as the underlying cause or as a contributing factor. Dashes (---) indicate that there were no deaths in that category.

- In 2006, a total of 51 deaths were reported on death certificates as due to injuries at work; this was lower than the 2005 total (72).
- Ninety-eight percent of deaths due to injuries at work in 2006 were to males.

**Map 1. Number of Infant Deaths
By County of Residence, Wisconsin 2006**

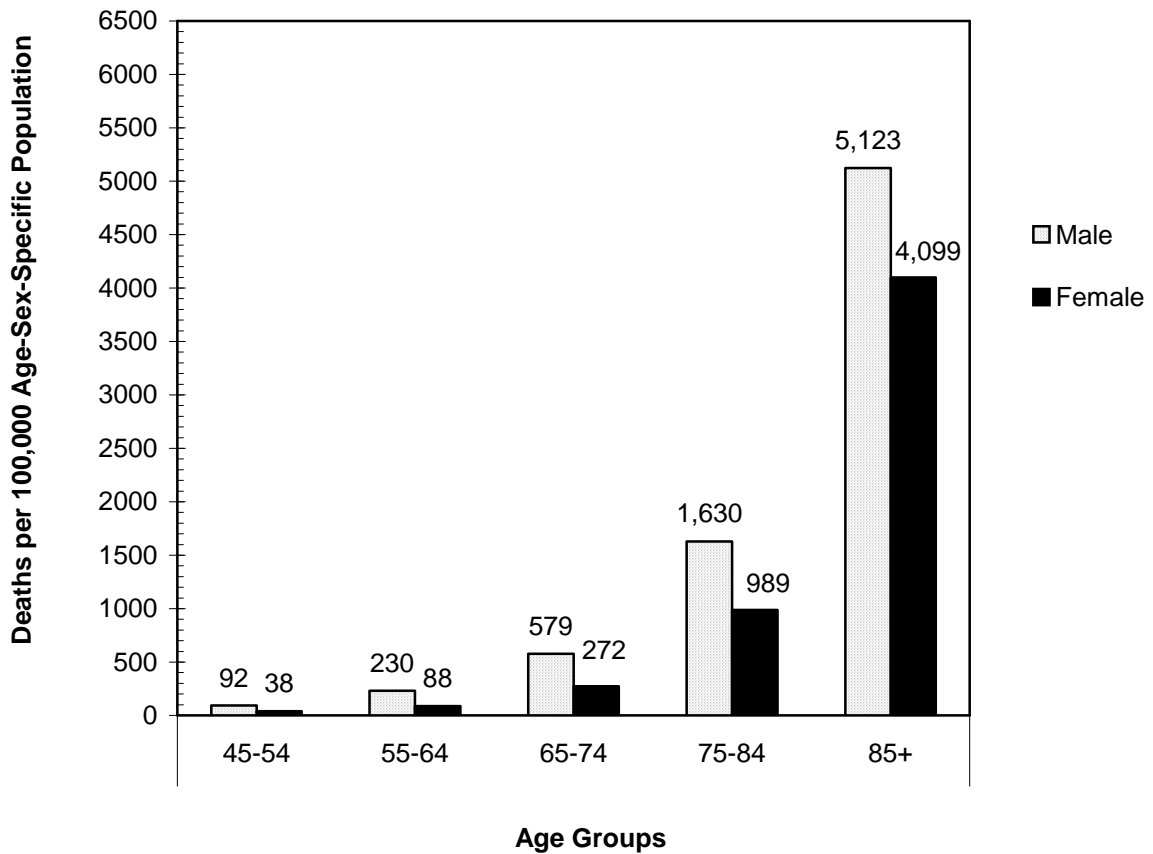


Source: Bureau of Health Information and Policy, Division of Public Health, Department of Health and Family Services.

Note: Infant deaths are those that occur before one year of age.

- Milwaukee County accounted for 33 percent of all infant deaths statewide in 2006 (and 21 percent of all births).

Figure 1. Heart Disease Death Rates by Selected Age Groups and Sex, Wisconsin 2006

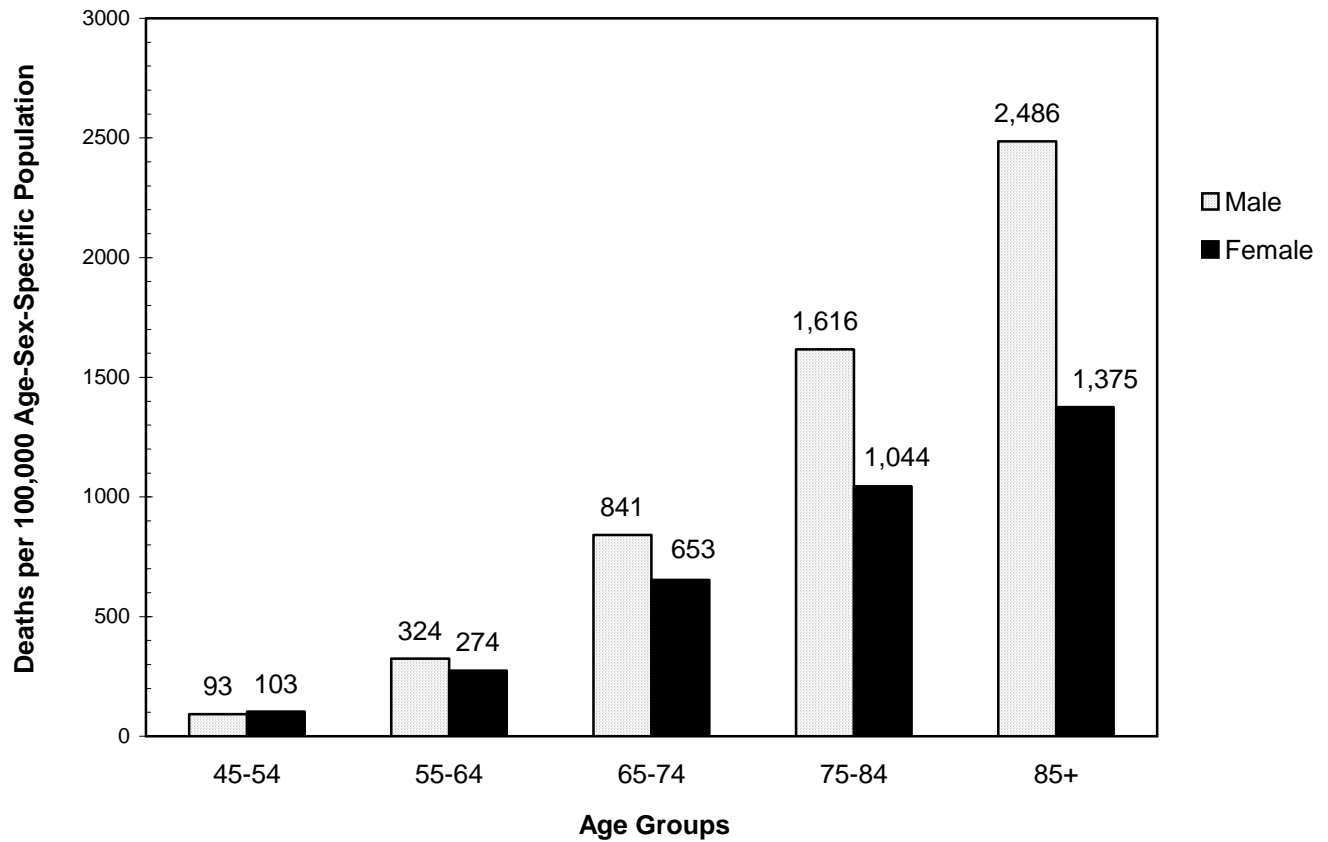


Source: Bureau of Health Information and Policy, Division of Public Health, Department of Health and Family Services.

Note: The ICD-10 codes used for diseases of the heart are I00-I09, I11, I13, I20-I51.

- Death rates from diseases of the heart for males exceeded rates for females in all age groups.

Figure 2. Malignant Neoplasm (Cancer) Death Rates by Selected Age Groups and Sex, Wisconsin 2006

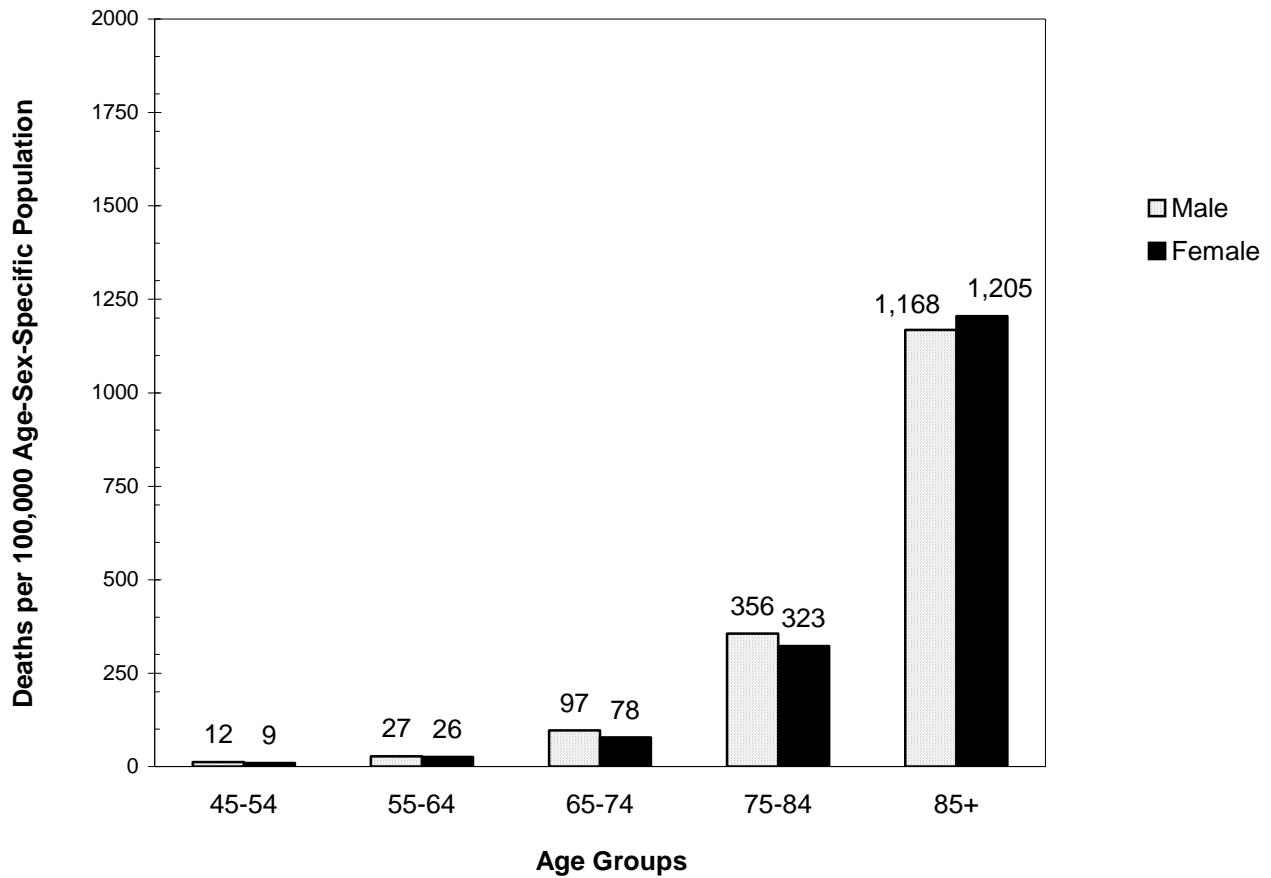


Source: Bureau of Health Information and Policy, Division of Public Health, Department of Health and Family Services.

Note: The ICD-10 codes used for malignant neoplasms are C00-C97.

- Cancer death rates for males exceeded rates for females in all age groups except 45-54.

Figure 3. Cerebrovascular Diseases (Stroke) Death Rates by Selected Age Groups and Sex, Wisconsin 2006



Source: Bureau of Health Information and Policy, Division of Public Health, Department of Health and Family Services.

Note: The ICD-10 codes used for cerebrovascular diseases are I60-I69.

- Death rates from cerebrovascular diseases (stroke) for males exceeded rates for females in all age groups except 85 and older.

Cause of Death

Table 10. Summary Categories of Cause of Death, Wisconsin 2006

	Immediate Cause of Death	Underlying Cause of Death	All-Mention Cause of Death
ALL CAUSES	46,051	46,051	100,733
Tuberculosis	2	9	15
Human Immunodeficiency Virus (HIV)	21	51	58
Malignant Neoplasms	9,222	10,907	12,005
Diabetes Mellitus	139	1,209	4,431
Alzheimer's Disease	1,083	1,593	2,200
Diseases of the Heart	12,322	11,428	18,708
Primary Hypertension and Hypertensive Renal Disease	68	398	5,037
Cerebrovascular Diseases	2,732	2,821	4,555
Atherosclerosis	66	115	738
Other Diseases of Circulatory System	297	514	1,231
Influenza and Pneumonia	2,276	1,010	3,659
Chronic Lower Respiratory Diseases	1,429	2,354	5,019
Peptic Ulcer	25	78	151
Chronic Liver Disease and Cirrhosis	176	450	650
Nephritis, Nephrotic Syndrome and Nephrosis	1,525	937	4,417
Pregnancy, Childbirth and the Puerperium	13	15	24
Certain Conditions Originating in Perinatal Period	250	238	297
Congenital Malform./Deform./Chromosomal Abnorm.	85	196	288
Sudden Infant Death Syndrome	37	33	38
Symptoms/Signs/Abnormal Clinical/Lab Findings	2,279	132	4,537
Motor Vehicle Accidents	1	760	765
All Accidents (except motor vehicle)	11	1,763	3,092
Intentional Self-Harm (Suicide)	20	668	666
Assault (Homicide)	2	194	192
All Other External Causes	---	66	70
All Other Diseases	11,970	8,112	27,890

Source: Bureau of Health Information and Policy, Division of Public Health, Department of Health and Family Services.

Notes: The immediate cause of death is the final disease or condition resulting in death. The underlying cause of death is the disease or injury that initiated events resulting in death. All-mention cause of death includes all conditions listed on the death record, including those in the chain of events leading to death and others contributing to the death. Thus, the all-mention cause of death column will always have a higher total than the total number of deaths. For the ICD-10 codes used for each cause, see Technical Notes, page 79. Dashes (---) indicate that there were no deaths in that category.

- The underlying cause is often referred to as the “cause of death.” For example, for 10,907 Wisconsin residents who died in 2006, a malignant neoplasm was listed as the underlying cause on the death certificate. For only 9,222 residents, a malignant neoplasm was indicated as the final disease or condition that caused the person to die (immediate cause). For 12,005 residents, a malignant neoplasm contributed to death (all-mention cause).

Cause of Death

Table 11. Leading Underlying Causes of Death by Age, Wisconsin 2005 and 2006

2005	Number	Rate	2006	Number	Rate
TOTAL, ALL AGES	46,544	833.8	TOTAL, ALL AGES	46,051	820.9
Diseases of the Heart	11,777	211.0	Diseases of the Heart	11,428	203.7
Malignant Neoplasms	10,912	195.5	Malignant Neoplasms	10,907	194.4
Cerebrovascular Diseases	2,952	52.9	Cerebrovascular Diseases	2,821	50.3
Accidents (ex. med./surg. comp.)	2,465	44.2	Accidents (ex. med./surg. comp.)	2,503	44.6
Chronic Lower Respiratory Dis.	2,442	43.7	Chronic Lower Respiratory Dis.	2,354	42.0
Alzheimer's Disease	1,510	27.1	Alzheimer's Disease	1,593	28.4
Diabetes Mellitus	1,273	22.8	Diabetes Mellitus	1,209	21.6
Influenza and Pneumonia	1,267	22.7	Influenza and Pneumonia	1,010	18.0
Nephritis/Nephrotic Syn./Nephrosis	920	16.5	Nephritis/Nephrotic Syn./Nephrosis	937	16.7
Intentional Self-Harm (Suicide)	639	11.4	Intentional Self-Harm (Suicide)	668	11.9
LESS THAN 1 YEAR	469	661.2	LESS THAN 1 YEAR	462	639.0
Congenital Malformations, etc.	98	138.2	Dis. Rel. Short Gestation/Low Brthwgt.	101	139.7
Dis. Rel. Short Gest./Low Brthwgt.	87	122.6	Congenital Malformations, etc.	92	127.2
Sudden Infant Death Syndrome	37	52.2	Sudden Infant Death Syndrome	33	45.6
Newborn Affect. by Comp. Preg.	28	39.5	Newborn Affect. by Comp. Preg.	32	44.3
Accidents (ex. med./surg. comp.)	24	33.8	Accidents (ex. med./surg. comp.)	32	44.3
Newborn Affect. Comp. Placenta	20	28.2	Newborn Affect. Comp. Placenta	20	27.7
Neonatal Hemorrhage	16		Bacterial Sepsis of Newborn	14	
Respiratory Distress of Newborn	13		Respiratory Distress of Newborn	11	
Bacterial Sepsis of Newborn	12		Neonatal Hemorrhage	9	
Atelectasis	10		Atelectasis	7	
1-14 YEARS	202	20.4	1-14 YEARS	154	15.3
Accidents (ex. med./surg. comp.)	79	8.0	Accidents (ex. med./surg. comp.)	48	4.8
Malignant Neoplasms	31	3.1	Malignant Neoplasms	16	
Congenital Malformations, etc.	18		Congenital Malformations, etc.	13	
Intentional Self-Harm (Suicide)	9		Assault (Homicide)	12	
Assault (Homicide)	8		Septicemia	8	
Chronic Lower Respiratory Dis.	5		Intentional Self-Harm (Suicide)	6	
Diseases of the Heart	4		Cerebrovascular Diseases	3	
Influenza and Pneumonia	3		Chronic Lower Respiratory Dis.	3	
Septicemia	2		In Situ/Benign/Uncertain Neoplasm	2	
In Situ/Benign/Uncertain Neoplasm	2		Diseases of the Heart	2	
15-24 YEARS	598	72.9	15-24 YEARS	554	68.2
Accidents (ex. med./surg. comp.)	300	36.6	Accidents (ex. med./surg. comp.)	295	36.3
Intentional Self-Harm (Suicide)	95	11.6	Assault (Homicide)	69	8.5
Assault (Homicide)	75	9.1	Intentional Self-Harm (Suicide)	65	8.0
Malignant Neoplasms	28	3.4	Malignant Neoplasms	25	3.1
Diseases of the Heart	11		Diseases of the Heart	18	
Congenital Malformations, etc.	10		Congenital Malformations, etc.	12	
Cerebrovascular Diseases	5		In Situ/Benign/Uncertain Neoplasm	4	
Diabetes Mellitus	4		Diabetes Mellitus	3	
Pregnancy Childbirth & Puerperium	4		Pregnancy, Childbirth & Puerperium	3	
Chronic Lower Respiratory Dis.	3		Chronic Lower Respiratory Dis.	2	

(continued)

Cause of Death

Table 11. Leading Underlying Causes of Death by Age, Wisconsin 2005 and 2006

2005	Number	Rate	2006	Number	Rate
25-44 YEARS	1,947	126.4	25-44 YEARS	1,899	124.7
Accidents (ex. med./surg. comp.)	554	36.0	Accidents (ex. med./surg. comp.)	523	34.3
Malignant Neoplasms	307	19.9	Malignant Neoplasms	310	20.4
Intentional Self-Harm (Suicide)	258	16.8	Intentional Self-Harm (Suicide)	278	18.3
Diseases of the Heart	185	12.0	Diseases of the Heart	197	12.9
Assault (Homicide)	99	6.4	Assault (Homicide)	60	3.9
Chronic Liver Dis. and Cirrhosis	54	3.5	Chronic Liver Dis. and Cirrhosis	52	3.4
Cerebrovascular Diseases	43	2.8	Cerebrovascular Diseases	44	2.9
Diabetes Mellitus	37	2.4	Diabetes Mellitus	37	2.4
Congenital Malformations, etc.	29	1.9	Human Immunodeficiency Virus	28	1.8
Human Immunodeficiency Virus	26	1.7	Congenital Malformations, etc.	21	1.4
45-64 YEARS	7,370	515.1	45-64 YEARS	7,274	496.7
Malignant Neoplasms	2,673	186.8	Malignant Neoplasms	2,649	180.9
Diseases of the Heart	1,538	107.5	Diseases of the Heart	1,515	103.4
Accidents (ex. med./surg. comp.)	527	36.8	Accidents (ex. med./surg. comp.)	534	36.5
Diabetes Mellitus	272	19.0	Cerebrovascular Diseases	249	17.0
Cerebrovascular Diseases	253	17.7	Chronic Lower Respiratory Dis.	247	16.9
Chronic Lower Respiratory Dis.	247	17.3	Intentional Self-Harm (Suicide)	240	16.4
Chronic Liver Dis. and Cirrhosis	236	16.5	Diabetes Mellitus	213	14.5
Intentional Self-Harm (Suicide)	183	12.8	Chronic Liver Dis. and Cirrhosis	202	13.8
Influenza and Pneumonia	76	5.3	Nephritis/Nephrotic Syn./Nephrosis	85	5.8
Nephritis/Nephrotic Syn./Nephrosis	72	5.0	Influenza and Pneumonia	64	4.4
65-74 YEARS	6,850	1,946.9	65-74 YEARS	6,863	1,907.1
Malignant Neoplasms	2,581	773.6	Malignant Neoplasms	2,667	741.1
Diseases of the Heart	1,569	445.9	Diseases of the Heart	1,497	416.0
Chronic Lower Respiratory Dis.	535	152.1	Chronic Lower Respiratory Dis.	476	132.3
Cerebrovascular Diseases	306	87.0	Cerebrovascular Diseases	312	86.7
Diabetes Mellitus	220	62.5	Diabetes Mellitus	221	61.4
Accidents (ex. med./surg. comp.)	172	48.9	Accidents (ex. med./surg. comp.)	188	52.2
Nephritis/Nephrotic Syn./Nephrosis	119	33.8	Nephritis/Nephrotic Syn./Nephrosis	131	36.4
Influenza and Pneumonia	85	24.2	Chronic Liver Dis. and Cirrhosis	97	27.0
Chronic Liver Dis. and Cirrhosis	79	22.5	Influenza and Pneumonia	82	22.8
Alzheimer's Disease	68	19.3	Septicemia	70	19.5
75-84 YEARS	13,183	5,080.0	75-84 YEARS	13,036	5,034.4
Diseases of the Heart	3,382	1,303.2	Malignant Neoplasms	3,313	1,279.4
Malignant Neoplasms	3,376	1,300.9	Diseases of the Heart	3,243	1,252.4
Chronic Lower Respiratory Dis.	978	376.9	Chronic Lower Respiratory Dis.	966	373.1
Cerebrovascular Diseases	947	364.9	Cerebrovascular Diseases	871	336.4
Diabetes Mellitus	425	163.8	Alzheimer's Disease	468	180.7
Alzheimer's Disease	413	159.1	Diabetes Mellitus	380	146.8
Accidents (ex. med./surg. comp.)	330	127.2	Accidents (ex. med./surg. comp.)	355	137.1
Influenza and Pneumonia	315	121.4	Nephritis/Nephrotic Syn./Nephrosis	323	124.7
Nephritis/Nephrotic Syn./Nephrosis	315	121.4	Influenza and Pneumonia	287	110.8
Parkinson's Disease	215	82.8	Parkinson's Disease	208	80.3

(continued)

Table 11. Leading Underlying Causes of Death by Age, Wisconsin 2005 and 2006

2005	Number	Rate	2006	Number	Rate
85 YEARS AND OVER	15,925	13,703.6	85 YEARS AND OVER	15,809	14,088.8
Diseases of the Heart	5,084	4,374.8	Diseases of the Heart	4,953	4,414.0
Malignant Neoplasms	1,914	1,647.0	Malignant Neoplasms	1,926	1,716.4
Cerebrovascular Diseases	1,394	1,199.6	Cerebrovascular Diseases	1,339	1,193.3
Alzheimer's Disease	1,014	872.6	Alzheimer's Disease	1,052	937.5
Influenza and Pneumonia	764	657.4	Chronic Lower Respiratory Dis.	643	573.0
Chronic Lower Respiratory Dis.	656	564.5	Influenza and Pneumonia	557	496.4
Accidents (ex. med./surg. comp.)	479	412.2	Accidents (ex. med./surg. comp.)	528	470.5
Nephritis/Nephrotic Syn./Nephrosis	393	338.2	Nephritis/Nephrotic Syn./Nephrosis	376	335.1
Diabetes Mellitus	314	270.2	Diabetes Mellitus	354	315.5
Hypertension/Hypertensive Renal	248	213.4	Hypertension/Hyperten.Renal Dis.	200	178.2

Source: Bureau of Health Information and Policy, Division of Public Health, Department of Health and Family Services. For the population estimates used to calculate 2005 rates, see Technical Notes, page 83. For the population estimates used to calculate 2006 rates, see Technical Notes, page 82.

Notes: Age-specific rates are deaths per 100,000 population in that age group. A rate is not calculated when there were fewer than 20 deaths. Underlying cause of death is the disease or injury that initiated events resulting in death.

For the ICD-10 codes used for the cause-of-death groupings, see Technical Notes, page 76, and page 77 (infants only).

Conditions abbreviated in this table are spelled out in full in the Technical Notes.

The total for 2005 includes one record for which sex was unknown.

- As in 2005, the three leading underlying causes of death in 2006 were diseases of the heart, malignant neoplasms (cancer) and cerebrovascular diseases (stroke). These three causes of death accounted for 55 percent of total deaths among Wisconsin residents.
- Although diseases of the heart constituted the leading cause of death overall, within specific age groups this category was the leading underlying cause only among persons 85 years and over.
- Accidents were the leading cause of death for age groups 1-14, 15-24, and 25-44.

Cause of Death

Table 12. Leading Underlying Causes of Death for Males by Age, Wisconsin 2005 and 2006

2005	Number	Rate	2006	Number	Rate
TOTAL, ALL AGES	22,604	817.6	TOTAL, ALL AGES	22,221	797.2
Diseases of the Heart	5,864	212.1	Diseases of the Heart	5,715	205.0
Malignant Neoplasms	5,603	202.7	Malignant Neoplasms	5,561	199.5
Accidents (ex. med./surg. comp.)	1,507	54.5	Accidents (ex. med./surg. comp.)	1,525	54.7
Chronic Lower Respiratory Dis.	1,215	43.9	Chronic Lower Respiratory Dis.	1,139	40.9
Cerebrovascular Diseases	1,149	41.6	Cerebrovascular Diseases	1,103	39.6
Diabetes Mellitus	629	22.8	Diabetes Mellitus	581	20.8
Influenza and Pneumonia	535	19.4	Intentional Self-Harm (Suicide)	525	18.8
Intentional Self-Harm (Suicide)	519	18.8	Influenza and Pneumonia	470	16.9
Alzheimer's Disease	438	15.8	Nephritis/Nephrotic Syn./Nephrosis	446	16.0
Nephritis/Nephrotic Syn./Nephrosis	434	15.7	Alzheimer's Disease	442	15.9
LESS THAN 1 YEAR	252	692.9	LESS THAN 1 YEAR	265	715.1
Congenital Malformations, etc.	53	145.7	Congenital Malformations, etc.	54	145.7
Dis. Rel. Short Gest./Low Brthwgt.	40	110.0	Dis. Rel. Short Gest./Low Brthwgt.	51	137.6
Sudden Infant Death Syndrome	21	57.7	Accidents (ex. med./surg. comp.)	21	56.7
Newborn Affect. By Comp. Preg.	15		Newborn Affect. By Comp. Preg.	19	
Newborn Affect. Comp. Placenta	12		Sudden Infant Death Syndrome	16	
Neonatal Hemorrhage	11		Respiratory Distress of Newborn	9	
Respiratory Distress of Newborn	9		Newborn Affect. Comp. Placenta	8	
Accidents (ex. med./surg. comp.)	8		Bacterial Sepsis of Newborn	7	
Diseases of Circulatory System	6		Gastritis, Duode./Non-Effect. Enter.	6	
Atelectasis	5		Diseases of Circulatory System	5	
1-14 YEARS	128	25.2	1-14 YEARS	87	16.9
Accidents (ex. med./surg. comp.)	50	9.8	Accidents (ex. med./surg. comp.)	30	5.8
Malignant Neoplasms	24	4.7	Malignant Neoplasms	11	
Congenital Malformations, etc.	12		Assault (Homicide)	7	
Intentional Self-Harm (Suicide)	6		Congenital Malformations, etc.	5	
Assault (Homicide)	5		Septicemia	4	
Chronic Lower Respiratory Dis.	3		Cerebrovascular Diseases	3	
Cerebrovascular Diseases	2		Intentional Self-Harm (Suicide)	3	
Influenza and Pneumonia	2		In Situ/Benign/Uncertain Neoplasm	2	
Diabetes Mellitus	1		Chronic Lower Respiratory Dis.	2	
15-24 YEARS	436	104.0	15-24 YEARS	408	97.7
Accidents (ex. med./surg. comp.)	218	52.0	Accidents (ex. med./surg. comp.)	222	53.2
Intentional Self-Harm (Suicide)	77	18.4	Assault (Homicide)	56	13.4
Assault (Homicide)	68	16.2	Intentional Self-Harm (Suicide)	54	12.9
Malignant Neoplasms	17		Malignant Neoplasms	15	
Diseases of the Heart	7		Diseases of the Heart	14	
Congenital Malformations, etc.	7		Congenital Malformations, etc.	4	
Cerebrovascular Diseases	3		In Situ/Benign/Uncertain Neoplasm	3	
Chronic Lower Respiratory Dis.	3		Diabetes Mellitus	2	
Diabetes Mellitus	2		Chronic Lower Respiratory Dis.	2	
Meningitis	2		Nephritis/Nephrotic Syn./Nephrosis	2	

(continued)

Cause of Death

Table 12. Leading Underlying Causes of Death for Males by Age, Wisconsin 2005 and 2006

2005	Number	Rate	2006	Number	Rate
25-44 YEARS	1,251	160.1	25-44 YEARS	1,272	163.6
Accidents (ex. med./surg. comp.)	382	48.9	Accidents (ex. med./surg. comp.)	395	50.8
Intentional Self-Harm (Suicide)	206	26.4	Intentional Self-Harm (Suicide)	222	28.6
Diseases of the Heart	134	17.2	Malignant Neoplasms	163	21.0
Malignant Neoplasms	132	16.9	Diseases of the Heart	132	17.0
Assault (Homicide)	75	9.6	Assault (Homicide)	44	5.7
Chronic Liver Dis. and Cirrhosis	32	4.1	Chronic Liver Dis. and Cirrhosis	31	4.0
Cerebrovascular Diseases	29	3.7	Human Immunodeficiency Virus	23	3.0
Diabetes Mellitus	25	3.2	Diabetes Mellitus	23	3.0
Human Immunodeficiency Virus	22	2.8	Cerebrovascular Diseases	21	2.7
Congenital Malformations, etc.	17		Congenital Malformations, etc.	16	
45-64 YEARS	4,537	636.2	45-64 YEARS	4,399	602.0
Malignant Neoplasms	1,412	198.0	Malignant Neoplasms	1,372	187.7
Diseases of the Heart	1,129	158.3	Diseases of the Heart	1,086	148.6
Accidents (ex. med./surg. comp.)	374	52.4	Accidents (ex. med./surg. comp.)	358	49.0
Diabetes Mellitus	171	24.0	Intentional Self-Harm (Suicide)	180	24.6
Chronic Liver Dis. and Cirrhosis	158	22.2	Chronic Liver Dis. and Cirrhosis	154	21.1
Intentional Self-Harm (Suicide)	152	21.3	Chronic Lower Respiratory Dis.	139	19.0
Chronic Lower Respiratory Dis.	138	19.3	Diabetes Mellitus	132	18.1
Cerebrovascular Diseases	133	18.6	Cerebrovascular Diseases	132	18.1
Influenza and Pneumonia	47	6.6	Nephritis/Nephrotic Syn./Nephrosis	51	7.0
Nephritis/Nephrotic Syn./Nephrosis	44	6.2	Influenza and Pneumonia	42	5.7
65-74 YEARS	3,906	2,382.9	65-74 YEARS	3,852	2,282.0
Malignant Neoplasms	1,401	854.7	Malignant Neoplasms	1,420	841.2
Diseases of the Heart	1,004	612.5	Diseases of the Heart	978	579.4
Chronic Lower Respiratory Dis.	278	169.6	Chronic Lower Respiratory Dis.	244	144.5
Cerebrovascular Diseases	157	95.8	Cerebrovascular Diseases	163	96.6
Diabetes Mellitus	125	76.3	Diabetes Mellitus	121	71.7
Accidents (ex. med./surg. comp.)	124	75.6	Accidents (ex. med./surg. comp.)	121	71.7
Nephritis/Nephrotic Syn./Nephrosis	56	34.2	Nephritis/Nephrotic Syn./Nephrosis	70	41.5
Influenza and Pneumonia	50	30.5	Chronic Liver Dis. and Cirrhosis	56	33.2
Aortic Aneurysm and Dissection	43	26.2	Influenza and Pneumonia	47	27.8
Chronic Liver Dis. and Cirrhosis	42	25.6	Aortic Aneurysm and Dissection	35	20.7
75-84 YEARS	6,669	6,203.1	75-84 YEARS	6,522	6,125.7
Diseases of the Heart	1,825	1,697.5	Diseases of the Heart	1,735	1,629.6
Malignant Neoplasms	1,815	1,688.2	Malignant Neoplasms	1,721	1,616.4
Chronic Lower Respiratory Dis.	499	464.1	Chronic Lower Respiratory Dis.	476	447.1
Cerebrovascular Diseases	416	386.9	Cerebrovascular Diseases	379	356.0
Diabetes Mellitus	191	177.7	Alzheimer's Disease	189	177.5
Accidents (ex. med./surg. comp.)	173	160.9	Accidents (ex. med./surg. comp.)	182	170.9
Nephritis/Nephrotic Syn./Nephrosis	163	151.6	Diabetes Mellitus	176	165.3
Influenza and Pneumonia	154	143.2	Nephritis/Nephrotic Syn./Nephrosis	165	155.0
Alzheimer's Disease	151	140.5	Influenza and Pneumonia	151	141.8
Parkinson's Disease	129	120.0	Parkinson's Disease	137	128.7

(continued)

Cause of Death

Table 12. Leading Underlying Causes of Death for Males by Age, Wisconsin 2005 and 2006

2005	Number	Rate	2006	Number	Rate
85 YEARS AND OVER	5,425	15,598.0	85 YEARS AND OVER	5,416	15,694.0
Diseases of the Heart	1,760	5,060.4	Diseases of the Heart	1,768	5,123.2
Malignant Neoplasms	800	2,300.2	Malignant Neoplasms	858	2,486.2
Cerebrovascular Diseases	407	1,170.2	Cerebrovascular Diseases	403	1,167.8
Chronic Lower Respiratory Dis.	284	816.6	Chronic Lower Respiratory Dis.	267	773.7
Influenza and Pneumonia	272	782.1	Alzheimer's Disease	224	649.1
Alzheimer's Disease	257	738.9	Influenza and Pneumonia	217	628.8
Accidents (ex. med./surg. comp.)	178	511.8	Accidents (ex. med./surg. comp.)	196	568.0
Nephritis/Nephrotic Syn./Nephrosis	159	457.2	Nephritis/Nephrotic Syn./Nephrosis	145	420.2
Diabetes Mellitus	114	327.8	Diabetes Mellitus	127	368.0
Parkinson's Disease	91	261.6	Pneumonitis Due to Solids/Liquids	94	272.4

Source: Bureau of Health Information and Policy, Division of Public Health, Department of Health and Family Services. For the population estimates used to calculate 2005 rates, see Technical Notes, page 83. For the population estimates used to calculate 2006 rates, see the Technical Notes, page 82.

Notes: Age-specific rates are deaths per 100,000 males in that age group. A rate is not calculated when there were fewer than 20 deaths.

Underlying cause of death is the disease or injury that initiated events resulting in death.

For the ICD-10 codes used for the cause-of-death groupings, see Technical Notes, page 76, and page 77 (infants only).

Conditions abbreviated in this table are spelled out in full in the Technical Notes.

- Accidents were the leading underlying cause of death among males ages 1-14, 15-24 and 25-44.
- Suicide was the third leading cause of death among males ages 15-24 and the second leading cause among males ages 25-44.
- For males aged 45 and older, heart disease and cancer were the two leading causes of death. Cancer was the leading cause for men ages 45-74, and heart disease was the leading cause for men ages 75 and older.
- The death rate from accidents among males (deaths per 100,000 male population) increased in most age groups, but declined among males aged 1-14 and 45-74.

Cause of Death

Table 13. Leading Underlying Causes of Death for Females by Age, Wisconsin 2005 and 2006

2005	Number	Rate	2006	Number	Rate
TOTAL, ALL AGES	23,939	849.7	TOTAL, ALL AGES	23,830	844.3
Diseases of the Heart	5,913	209.9	Diseases of the Heart	5,713	202.4
Malignant Neoplasms	5,309	188.4	Malignant Neoplasms	5,346	189.4
Cerebrovascular Diseases	1,803	64.0	Cerebrovascular Diseases	1,718	60.9
Chronic Lower Respiratory Dis.	1,227	43.6	Chronic Lower Respiratory Dis.	1,215	43.0
Alzheimer's Disease	1,072	38.1	Alzheimer's Disease	1,151	40.8
Accidents (ex. med./surg. comp.)	958	34.0	Accidents (ex. med./surg. comp.)	978	34.7
Influenza and Pneumonia	732	26.0	Diabetes Mellitus	628	22.3
Diabetes Mellitus	644	22.9	Influenza and Pneumonia	540	19.1
Nephritis/Nephrotic Syn./Nephrosis	486	17.3	Nephritis/Nephrotic Syn./Nephrosis	491	17.4
Hypertension/Hyperten. Ren. Dis.	302	10.7	Hypertension/Hyperten. Renal Dis.	267	9.5
LESS THAN 1 YEAR	216	624.9	LESS THAN 1 YEAR	197	558.9
Dis. Rel. Short Gest./Low Birthwgt.	47	136.0	Dis. Rel. Short Gest./Low Birthwgt.	50	141.9
Congenital Malformations, etc.	45	130.2	Congenital Malformations, etc.	38	107.8
Sudden Infant Death Syndrome	16		Sudden Infant Death Syndrome	17	
Accidents (ex. med./surg. comp.)	16		Newborn Affect. By Comp. Preg.	13	
Newborn Affect. By Comp. Preg.	12		Newborn Affect. Comp. Placenta	12	
Newborn Affect. Comp. Placenta	8		Accidents (ex. med./surg. comp.)	11	
Bacterial Sepsis of Newborn	8		Bacterial Sepsis of Newborn	7	
Intrauterine Hypoxia/Brth Asphyxia	5		Neonatal Hemorrhage	4	
Chron Respir Dis Orig Perinatal Per	5		Assault (Homicide)	4	
Atelectasis	5		Chron Respir Dis Orig Perinatal Per	3	
1-14 YEARS	74	15.3	1-14 YEARS	67	13.6
Accidents (ex. med./surg. comp.)	29	6.0	Accidents (ex. med./surg. comp.)	18	
Malignant Neoplasms	7		Congenital Malformations, etc.	8	
Congenital Malformations, etc.	6		Malignant Neoplasms	5	
Diseases of the Heart	3		Assault (Homicide)	5	
Intentional Self-Harm (Suicide)	3		Septicemia	4	
Assault (Homicide)	3		Intentional Self-Harm (Suicide)	3	
Chronic Lower Respiratory Dis.	2		Diseases of the Heart	2	
Septicemia	1		Diabetes Mellitus	1	
In Situ/Benign/Uncertain Neoplasm	1		Chronic Lower Respiratory Dis.	1	
Influenza and Pneumonia	1		Meningitis	1	
15-24 YEARS	162	40.4	15-24 YEARS	146	37.0
Accidents (ex. med./surg. comp.)	82	20.4	Accidents (ex. med./surg. comp.)	73	18.5
Intentional Self-Harm (Suicide)	18		Assault (Homicide)	13	
Malignant Neoplasms	11		Intentional Self-Harm (Suicide)	11	
Assault (Homicide)	7		Malignant Neoplasms	10	
Diseases of the Heart	4		Congenital Malformations, etc.	8	
Pregnancy Childbirth & Puerperium	4		Diseases of the Heart	4	
Congenital Malformations, etc.	3		Pregnancy Childbirth & Puerperium	3	
Septicemia	2		Meningococcal Infection	1	
Viral Hepatitis	2		In Situ/Benign/Uncertain Neoplasm	1	
Diabetes Mellitus	2		Diabetes Mellitus	1	

(continued)

Cause of Death

Table 13. Leading Underlying Causes of Death for Females by Age, Wisconsin 2005 and 2006

2005	Number	Rate	2006	Number	Rate
25-44 YEARS	696	91.7	25-44 YEARS	627	84.1
Malignant Neoplasms	175	23.1	Malignant Neoplasms	147	19.7
Accidents (ex. med./surg. comp.)	172	22.7	Accidents (ex. med./surg. comp.)	128	17.2
Intentional Self-Harm (Suicide)	52	6.9	Diseases of the Heart	65	8.7
Diseases of the Heart	51	6.7	Intentional Self-Harm (Suicide)	56	7.5
Assault (Homicide)	24	3.2	Cerebrovascular Diseases	23	3.1
Chronic Liver Dis. and Cirrhosis	22	2.9	Chronic Liver Dis. and Cirrhosis	21	2.8
Cerebrovascular Diseases	14		Assault (Homicide)	16	
Diabetes Mellitus	12		Diabetes Mellitus	14	
Congenital Malformations, etc.	12		Pregnancy Childbirth & Puerperium	10	
Pregnancy Childbirth & Puerperium	11		Chronic Lower Respiratory Dis.	8	
45-64 YEARS	2,833	394.7	45-64 YEARS	2,875	391.9
Malignant Neoplasms	1,261	175.7	Malignant Neoplasms	1,277	174.1
Diseases of the Heart	409	57.0	Diseases of the Heart	429	58.5
Accidents (ex. med./surg. comp.)	153	21.3	Accidents (ex. med./surg. comp.)	176	24.0
Cerebrovascular Diseases	120	16.7	Cerebrovascular Diseases	117	15.9
Chronic Lower Respiratory Dis.	109	15.2	Chronic Lower Respiratory Dis.	108	14.7
Diabetes Mellitus	101	14.1	Diabetes Mellitus	81	11.0
Chronic Liver Dis. and Cirrhosis	78	10.9	Intentional Self-Harm (Suicide)	60	8.2
Intentional Self-Harm (Suicide)	31	4.3	Chronic Liver Dis. and Cirrhosis	48	6.5
Septicemia	30	4.2	Nephritis/Nephrotic Syn./Nephrosis	34	4.6
Influenza and Pneumonia	29	4.0	Septicemia	24	3.3
65-74 YEARS	2,944	1,566.6	65-74 YEARS	3,011	1,575.9
Malignant Neoplasms	1,180	627.9	Malignant Neoplasms	1,247	652.7
Diseases of the Heart	565	300.7	Diseases of the Heart	519	271.6
Chronic Lower Respiratory Dis.	257	136.8	Chronic Lower Respiratory Dis.	232	121.4
Cerebrovascular Diseases	149	79.3	Cerebrovascular Diseases	149	78.0
Diabetes Mellitus	95	50.6	Diabetes Mellitus	100	52.3
Nephritis/Nephrotic Syn./Nephrosis	63	33.5	Accidents (ex. med./surg. comp.)	67	35.1
Accidents (ex. med./surg. comp.)	48	25.5	Nephritis/Nephrotic Syn./Nephrosis	61	31.9
Alzheimer's Disease	47	25.0	Chronic Liver Dis. and Cirrhosis	41	21.5
Chronic Liver Dis. and Cirrhosis	37	19.7	Septicemia	39	20.4
Influenza and Pneumonia	35	18.6	Influenza and Pneumonia	35	18.3
75-84 YEARS	6,514	4,285.5	75-84 YEARS	6,514	4,272.3
Malignant Neoplasms	1,561	1,027.0	Malignant Neoplasms	1,592	1,044.1
Diseases of the Heart	1,557	1,024.3	Diseases of the Heart	1,508	989.0
Cerebrovascular Diseases	531	349.3	Cerebrovascular Diseases	492	322.7
Chronic Lower Respiratory Dis.	479	315.1	Chronic Lower Respiratory Dis.	490	321.4
Alzheimer's Disease	262	172.4	Alzheimer's Disease	279	183.0
Diabetes Mellitus	234	153.9	Diabetes Mellitus	204	133.8
Influenza and Pneumonia	161	105.9	Accidents (ex. med./surg. comp.)	173	113.5
Accidents (ex. med./surg. comp.)	157	103.3	Nephritis/Nephrotic Syn./Nephrosis	158	103.6
Nephritis/Nephrotic Syn./Nephrosis	152	100.0	Influenza and Pneumonia	136	89.2
Parkinson's Disease	86	56.6	Hypertension/Hyperten. Renal Dis.	76	49.8

(continued)

Cause of Death

Table 13. Leading Underlying Causes of Death for Females by Age, Wisconsin 2005 and 2006

2005	Number	Rate	2006	Number	Rate
85 YEARS AND OVER	10,500	12,894.5	85 YEARS AND OVER	10,393	13,375.8
Diseases of the Heart	3,324	4,082.0	Diseases of the Heart	3,185	4,099.1
Malignant Neoplasms	1,114	1,368.0	Malignant Neoplasms	1,068	1,374.5
Cerebrovascular Diseases	987	1,212.1	Cerebrovascular Diseases	936	1,204.6
Alzheimer's Disease	757	929.6	Alzheimer's Disease	828	1,065.6
Influenza and Pneumonia	492	604.2	Chronic Lower Respiratory Dis.	376	483.9
Chronic Lower Respiratory Dis.	372	456.8	Influenza and Pneumonia	340	437.6
Accidents (ex. med./surg. comp.)	301	369.6	Accidents (ex. med./surg. comp.)	332	427.3
Nephritis/Nephrotic Syn./Nephrosis	234	287.4	Nephritis/Nephrotic Syn./Nephrosis	231	297.3
Diabetes Mellitus	200	245.6	Diabetes Mellitus	227	292.1
Hypertension/Hyperten. Renal Dis.	193	237.0	Hypertension/Hyperten. Renal Dis.	160	205.9

Source: Bureau of Health Information and Policy, Division of Public Health, Department of Health and Family Services. For the population estimates used to calculate 2005 rates, see Technical Notes, page 83. For the population estimates used to calculate 2006 rates, see the Technical Notes, page 82.

Notes: Age-specific rates are deaths per 100,000 females in that age group. A rate is not calculated when there were fewer than 20 deaths.

Underlying cause of death is the disease or injury that initiated events resulting in death.

For the ICD-10 codes used for the cause-of-death groupings, see Technical Notes, page 76, and page 77 (infants only).

Conditions abbreviated in this table are spelled out in full in the Technical Notes.

- Accidents were the leading underlying cause of death among females ages 1-14 and 15-24.
- Cancer was the leading cause of death among women ages 25-84.
- Diseases of the heart were the leading cause of death among the oldest group of women (ages 85 and older).

Cause of Death

Table 14. Deaths by Underlying Cause of Death, Age and Sex, Wisconsin 2006

	Total	All Ages		Under 1		1 – 4		5 – 9	
		Male	Female	Male	Female	Male	Female	Male	Female
Age/Sex-Specific Death Rate	820.9	797.2	844.3	715.1	558.9	19.6	24.9	10.6	10.5
Total Deaths, All Causes	46,051	22,221	23,830	265	197	28	34	19	18
Tuberculosis	9	3	6						
Human Immunodeficiency Virus	51	40	11						
Malignant Neoplasms	10,907	5,561	5,346	1		2	1	4	3
Stomach	187	123	64						
Colon, Rectum, Anus	980	487	493						
Pancreas	682	335	347						
Trachea, Bronchus and Lung	2,851	1,529	1,322						
Breast	757	3	754						
Cervix Uteri, Corpus Uteri, Ovary	548		548						
Prostate	572	572							
Urinary Tract	622	401	221						
Non-Hodgkin's Lymphoma	455	238	217					1	
Leukemia	492	287	205	1		2	1	1	2
Other Malignant Neoplasms	2,761	1,586	1,175					2	1
Diabetes Mellitus	1,209	581	628						
Alzheimer's Disease	1,593	442	1,151						
Major Cardiovascular Diseases	15,276	7,233	8,043	5	1	1			1
Diseases of the Heart	11,428	5,715	5,713	2	1				1
Hyp. Heart Dis. w/wo Renal Dis.	458	170	288						
Ischemic Heart Disease	7,168	3,928	3,240	1					
Other Diseases of the Heart	3,802	1,617	2,185	1	1				1
Hypertension/Hypertens. Renal Dis.	398	131	267						
Cerebrovascular Diseases	2,821	1,103	1,718	2		1			
Atherosclerosis	115	42	73	1					
Other Dis. of Circulatory System	514	242	272						
Influenza and Pneumonia	1,010	470	540	5	1				
Chronic Lower Respiratory Diseases	2,354	1,139	1,215			1			
Peptic Ulcer	78	39	39						
Chronic Liver Disease and Cirrhosis	450	289	161						
Nephritis/Nephrotic Syn./Nephrosis	937	446	491						
Pregnancy, Childbirth and Puerperium	15		15						
Certain Cond. Orig. in Perinatal Per.	238	129	109	129	108		1		
Congenital Malformations, etc.	196	111	85	54	38	2	6	1	
Sudden Infant Death Syndrome	33	16	17	16	17				
Symptoms, Signs and Lab. Findings	132	58	74	5	3	2	4		1
All Other Diseases	8,112	3,435	4,677	25	14	7	8	6	4
Motor Vehicle Accidents	760	539	221	2		6	2	2	3
All Accidents (except motor vehicle)	1,763	994	769	20	11	3	8	3	4
Intentional Self-Harm (Suicide)	668	525	143						
Assault (Homicide)	194	133	61		4	4	2	2	2
All Other External Causes	66	38	28	3			2	1	

(continued)

Cause of Death

Table 14. Deaths by Underlying Cause of Death, Age and Sex, Wisconsin 2006

	10 - 14		15 - 19		20 - 24		25 - 29	
	Male	Female	Male	Female	Male	Female	Male	Female
Age/Sex-Specific Death Rate	20.7	8.2	81.1	34.6	114.2	39.3	111.0	38.8
Total, All Causes	40	15	169	68	239	78	215	68
Tuberculosis								
Human Immunodeficiency Virus								1
Malignant Neoplasms	5	1	5	4	10	6	18	10
Stomach								
Colon, Rectum, Anus							1	
Pancreas							1	
Trachea, Bronchus and Lung								
Breast								
Cervix Uteri, Corpus Uteri, Ovary						2		
Prostate								
Urinary Tract								
Non-Hodgkin's Lymphoma	1	1			1			
Leukemia	1		1	2	1	1		1
Other Malignant Neoplasms	3	1	4	4	8	3	14	8
Diabetes Mellitus		5	1		2	1		1
Alzheimer's Disease								
Major Cardiovascular Diseases	3	1	5	2	10	4	10	7
Diseases of the Heart		1	5	1	9	3	7	6
Hyp. Heart Dis. w/wo Renal Dis.					1			
Ischemic Heart Disease			2	5	1	1		1
Other Diseases of the Heart		1	3	1	7	2	2	5
Hypertension/Hypertens. Renal Dis.							1	
Cerebrovascular Diseases	2	1		1				1
Atherosclerosis								
Other Dis. of Circulatory System	1				1	1		
Influenza and Pneumonia				1				
Chronic Lower Respiratory Diseases	1	1	1		1		1	
Peptic Ulcer								
Chronic Liver Disease and Cirrhosis					1			
Nephritis/Nephrotic Syn./Nephrosis			2					
Pregnancy, Childbirth and Puerperium				1		2		1
Certain Cond. Orig. in Perinatal Per.								
Congenital Malformations, etc.	2	2	4	2		6	5	2
Sudden Infant Death Syndrome								
Symptoms, Signs and Lab. Findings		1	1	1	3	1	2	
All Other Diseases	9	3	8	7	18	9	16	14
Motor Vehicle Accidents	5	1	65	34	96	23	56	6
All Accidents (except motor vehicle)	11		24	5	37	11	38	10
Intentional Self-Harm (Suicide)	3	3	27	7	27	4	41	12
Assault (Homicide)	1	1	27	3	29	10	16	3
All Other External Causes				1	5	1	7	1

(continued)

Cause of Death

Table 14. Deaths by Underlying Cause of Death, Age and Sex, Wisconsin 2006

	30 – 34		35 – 39		40 – 44		45 – 49	
	Male	Female	Male	Female	Male	Female	Male	Female
Age/Sex-Specific Death Rate	122.9	59.9	159.5	85.5	247.0	138.6	318.3	212.2
Total, All Causes	213	100	309	161	535	298	721	479
Tuberculosis								
Human Immunodeficiency Virus	1		11		11	4	7	4
Malignant Neoplasms	14	18	35	33	96	86	144	133
Stomach					2	3	5	
Colon, Rectum, Anus	1	1	2	3	11	5	15	16
Pancreas				1	3	4	8	7
Trachea, Bronchus and Lung	2		4	3	10	15	34	29
Breast		5		13		21		46
Cervix Uteri, Corpus Uteri, Ovary		3		7		14		24
Prostate							2	
Urinary Tract				1	6		12	6
Non-Hodgkin's Lymphoma	1				5			2
Leukemia	2	2	4		4	3	6	7
Other Malignant Neoplasms	8	7	25	5	55	21	57	36
Diabetes Mellitus	3	2	5	3	10	8	24	9
Alzheimer's Disease								
Major Cardiovascular Diseases	25	12	40	24	89	54	168	88
Diseases of the Heart	21	9	32	10	72	40	142	62
Hyp. Heart Dis. w/wo Renal Dis.	2		1		3	6	11	6
Ischemic Heart Disease	13	3	18	6	47	13	100	33
Other Diseases of the Heart	6	6	13	4	22	21	31	23
Hypertension/Hypertens. Renal Dis.	1	2		2	1			6
Cerebrovascular Diseases	1	2	7	8	12	12	19	17
Atherosclerosis					1		1	
Oth. Dis. of Circulatory System	2	1	1	4	3	2	4	3
Influenza and Pneumonia	3	1	1		4	4	4	3
Chronic Lower Respiratory Diseases	1	2	1		6	6	9	2
Peptic Ulcer	1		2			1		
Chronic Liver Disease and Cirrhosis	1	2	9	2	21	17	35	10
Nephritis/Nephrotic Syn./Nephrosis	4	3	4	4	5		6	5
Pregnancy, Childbirth and Puerperium		4		3		2		2
Certain Cond. Orig. in Perinatal Per.								
Congenital Malformations, etc.	2	1	5	1	4	1	6	4
Sudden Infant Death Syndrome								
Symptoms, Signs and Lab. Findings	1		4	5	3	1		3
All Other Diseases	15	13	32	22	69	43	106	80
Motor Vehicle Accidents	44	13	31	18	36	18	46	22
All Accidents (except motor vehicle)	51	9	51	28	88	29	71	42
Intentional Self-Harm (Suicide)	36	15	66	14	79	15	75	19
Assault (Homicide)	12	2	11	6	5	5	9	7
All Other External Causes		3	1	2	9	4	5	6

(continued)

Cause of Death

Table 14. Deaths by Underlying Cause of Death, Age and Sex, Wisconsin 2006

	50 – 54		55 – 59		60 – 64		65 – 69	
	Male	Female	Male	Female	Male	Female	Male	Female
Age/Sex-Specific Death Rate	479.8	317.0	719.1	454.3	1,160.8	741.4	1,769.4	1,217.4
Total, All Causes	984	647	1,269	797	1,425	952	1,665	1,251
Tuberculosis			1	1				
Human Immunodeficiency Virus	7		2	1	1	1		
Malignant Neoplasms	259	271	439	376	530	457	632	558
Stomach	8	1	15	3	12	3	13	5
Colon, Rectum, Anus	17	26	30	26	51	28	59	35
Pancreas	18	9	30	21	49	24	53	34
Trachea, Bronchus and Lung	65	58	123	101	172	135	208	181
Breast		53		76	2	71		77
Cervix Uteri, Corpus Uteri, Ovary		45		46		61		60
Prostate	6		10		21		39	
Urinary Tract	18	10	27	10	29	16	41	21
Non-Hodgkin's Lymphoma	10	4	17	4	24	14	19	19
Leukemia	7	10	25	8	22	12	31	19
Other Malignant Neoplasms	110	55	162	81	150	93	169	107
Diabetes Mellitus	29	11	34	32	45	29	50	39
Alzheimer's Disease	1		1	47	5	3		6
Major Cardiovascular Diseases	298	129	386	160	432	204	519	258
Diseases of the Heart	255	100	321	122	368	145	425	185
Hyp. Heart Dis. w/wo Renal Dis.	15	7	9	6	18	10	16	9
Ischemic Heart Disease	183	56	244	70	280	91	317	122
Other Diseases of the Heart	57	37	68	46	70	44	92	54
Hypertension/Hypertens. Renal Dis.	4	3	10	2	6	1	6	5
Cerebrovascular Diseases	32	20	36	34	45	46	66	52
Atherosclerosis	1		2	2	1	1		1
Oth. Dis. of Circulatory System	6	6	17	2	12	11	20	15
Influenza and Pneumonia	11	5	11	4	16	10	16	15
Chronic Lower Respiratory Diseases	23	18	39	38	68	50	97	105
Peptic Ulcer	3	1		1	2	4	2	1
Chronic Liver Disease and Cirrhosis	50	16	39	14	30	8	29	19
Nephritis/Nephrotic Syn./Nephrosis	10	7	14	13	21	9	25	28
Pregnancy, Childbirth and Puerperium								
Certain Cond. Orig. in Perinatal Per.								
Congenital Malformations, etc.	5	4	4	1	3	3	2	4
Sudden Infant Death Syndrome								
Symptoms, Signs and Lab. Findings	3	2	2	1	4	1	2	
All Other Diseases	126	94	165	98	190	136	203	176
Motor Vehicle Accidents	34	10	25	9	24	13	14	10
All Accidents (except motor vehicle)	63	43	65	22	33	18	48	21
Intentional Self-Harm (Suicide)	49	24	36	14	20	3	20	9
Assault (Homicide)	8	9	6	3	1	2	1	
All Other External Causes	5	3		2		1	1	2

(continued)

Cause of Death

Table 14. Deaths by Underlying Cause of Death, Age and Sex, Wisconsin 2006

	70 – 74		75 – 79		80 – 84		85 – 89	
	Male	Female	Male	Female	Male	Female	Male	Female
Age/Sex-Specific Death Rate	2,927.7	1,993.2	4,708.3	3,239.9	8,199.9	5,510.7	12,653.9	8,805.9
Total, All Causes	2,187	1,760	2,978	2,694	3,544	3,820	3,104	4,351
Tuberculosis		1		1 1		1		2
Human Immunodeficiency Virus								
Malignant Neoplasms	788	689	884	794	837	798	552	608
Stomach	20	11	14	10	11	11	17	10
Colon, Rectum, Anus	60	48	68	71	82	83	52	74
Pancreas	46	51	52	68	33	57	32	43
Trachea, Bronchus and Lung	270	222	295	234	209	177	97	105
Breast	1	90		91		102	2	50
Cervix Uteri, Corpus Uteri, Ovary		62		67		76		50
Prostate	76		109		113		119	
Urinary Tract	52	22	62	24	78	32	49	38
Non-Hodgkin's Lymphoma	31	22	36	37	48	50	23	40
Leukemia	36	24	37	27	52	32	34	37
Other Malignant Neoplasms	196	137	211	165	211	178	127	161
Diabetes Mellitus	71	61	94	84	82	120	82	118
Alzheimer's Disease	18	28	54	87	135	192	121	298
Major Cardiovascular Diseases	695	475	988	807	1,269	1,365	1,279	1,721
Diseases of the Heart	553	334	784	565	951	943	979	1,193
Hyp. Hrt. Dis. w/wo Renal Dis.	16	17	16	17	17	41	25	58
Ischemic Heart Disease	423	214	553	347	664	555	610	669
Other Diseases of the Heart	114	103	215	201	270	347	344	466
Hypertension/Hypertens. Renal Dis.	12	12	22	26	26	50	24	67
Cerebrovascular Diseases	97	97	140	170	239	322	237	393
Atherosclerosis	1	6	5	9	11	11	5	11
Oth. Dis. of Circulatory System	32	26	37	37	42	39	34	57
Influenza and Pneumonia	31	20	71	47	80	89	98	133
Chronic Lower Respiratory Diseases	147	127	236	232	240	258	165	209
Peptic Ulcer	3	3	3	7	7	6	8	6
Chronic Liver Disease and Cirrhosis	27	22	21	18	17	25	7	7
Nephritis/Nephrotic Syn/Nephrosis	45	33	67	56	98	102	83	107
Pregnancy, Childbirth and Puerperium								
Certain Cond. Orig in Perinatal Per.								
Congenital Malformations, etc.	3	1	2	2	2	2	3	2
Sudden Infant Death Syndrome								
Symptoms, Signs and Lab. Findings	2	1	2	4	8	4	5	8
All Other Diseases	282	261	479	476	637	757	594	1,004
Motor Vehicle Accidents	15	5	10	12	13	14	7	6
All Accidents (except motor vehicle)	45	32	54	65	107	85	96	121
Intentional Self-Harm (Suicide)	15		12	1	12	2	3	1
Assault (Homicide)		1		1				
All Other External Causes			1					

(continued)

Cause of Death

Table 14. Deaths by Underlying Cause of Death, Age and Sex, Wisconsin 2006

	90 – 94		95+	
	Male	Female	Male	Female
Age/Sex-Specific Death Rate	21,146.3	17,836.4	32,471.9	33,672.5
Total, All Causes	1,734	3,924	578	2,118
Tuberculosis	1			
Human Immunodeficiency Virus				
Malignant Neoplasms	252	354	54	106
Stomach	4	6	2	1
Colon, Rectum, Anus	32	58	6	19
Pancreas	9	25	1	3
Trachea, Bronchus and Lung	32	45	8	17
Breast		45		14
Cervix Uteri, Corpus Uteri, Ovary		26		5
Prostate	61		16	
Urinary Tract	20	30	7	11
Non-Hodgkin's Lymphoma	16	18		6
Leukemia	16	15	2	4
Other Malignant Neoplasms	62	86	12	26
Diabetes Mellitus	39	86	6	23
Alzheimer's Disease	74	351	29	179
Major Cardiovascular Diseases	749	1,711	262	1,019
Diseases of the Heart	583	1,225	206	767
Hyp. Heart Dis. w/wo Renal Disease	16	72	4	39
Ischemic Heart Disease	353	645	114	414
Other Diseases of the Heart	214	508	88	314
Hypertension/Hypertens. Renal Dis.	12	55	4	38
Cerebrovascular Diseases	125	364	41	179
Atherosclerosis	9	19	2	15
Oth. Dis. of Circulatory System	20	48	9	20
Influenza and Pneumonia	80	116	39	91
Chronic Lower Respiratory Diseases	88	124	14	43
Peptic Ulcer	6	6	2	3
Chronic Liver Disease and Cirrhosis	2			1
Nephritis/Nephrotic Syn./Nephrosis	42	82	20	42
Pregnancy, Childbirth and Puerperium				
Certain Cond. Orig. in Perinatal Per.				
Congenital Malformations, etc.	2	3		
Sudden Infant Death Syndrome				
Symptoms, Signs and Lab. Findings	2	15	2	22
All Other Diseases	324	938	124	520
Motor Vehicle Accidents	8	2		
All Accidents (except motor vehicle)	61	136	25	69
Intentional Self-Harm (Suicide)	3		1	
Assault (Homicide)	1			
All Other External Causes				

Source: Bureau of Health Information and Policy, Division of Public Health, Department of Health and Family Services. For the population data used to calculate rates, see Technical Notes, page 82.

Notes: The age/sex-specific rates are deaths per 100,000 population in that age/sex group. Underlying cause of death is the disease or injury that initiated events resulting in death. For the ICD-10 codes used for cause-of-death groupings, see Technical Notes, page 79. Conditions abbreviated in this table are spelled out in full in the Technical Notes.

Cause of Death

Table 15. Deaths by Underlying Cause of Death, Race and Sex, Wisconsin 2006

	Total		White		Black/African American		American Indian	
	Male	Female	Male	Female	Male	Female	Male	Female
Total Deaths, All Causes	22,221	23,830	20,862	22,575	1,081	1,003	159	140
Tuberculosis	3	6	3	5		1		
Human Immunodeficiency Virus	40	11	21	3	18	8	1	
Malignant Neoplasms	5,561	5,346	5,236	5,079	261	209	35	32
Stomach	123	64	108	59	11	3		2
Colon, Rectum, Anus	487	493	454	467	27	23	3	
Pancreas	335	347	316	329	18	11		5
Trachea, Bronchus and Lung	1,529	1,322	1,435	1,259	85	49	7	10
Breast	3	754	3	719		30		3
Cervix/Corpus Uteri, Ovary		548		520		22		2
Prostate	572		541		27		3	
Urinary Tract	401	221	386	212	10	9	3	
Non-Hodgkin's Lymphoma	238	217	227	208	6	7	4	2
Leukemia	287	205	271	198	8	5	4	1
Other Malignant Neoplasms	1,586	1,175	1,495	1,108	69	50	11	7
Diabetes Mellitus	581	628	533	573	38	43	10	7
Alzheimer's Disease	442	1,151	429	1,123	11	25		2
Major Cardiovascular Diseases	7,233	8,043	6,924	7,676	244	292	34	41
Diseases of the Heart	5,715	5,713	5,496	5,448	177	214	27	32
Hyp. Heart Dis. w/wo Renal Disease	170	288	146	261	24	25		1
Ischemic Heart Diseases	3,928	3,240	3,793	3,099	106	112	23	22
Other Diseases of the Heart	1,617	2,185	1,557	2,088	47	77	4	9
Primary Hypertension/Hypertensive Renal Disease	131	267	124	251	5	12	1	2
Cerebrovascular Diseases	1,103	1,718	1,028	1,644	56	57	4	5
Atherosclerosis	42	73	41	72		1	1	
Other Diseases of Circulatory System	242	272	235	261	6	8	1	2
Influenza and Pneumonia	470	540	454	523	13	12	2	2
Chronic Lower Respiratory Diseases	1,139	1,215	1,099	1,178	30	25	6	8
Peptic Ulcer	39	39	35	37	3	1		
Chronic Liver Disease and Cirrhosis	289	161	265	155	16	5	7	1
Nephritis/Nephrotic Syn./Nephrosis	446	491	394	454	42	31	4	6
Pregnancy, Childbirth and Puerperium		15		12		3		
Certain Cond. Orig. Perinatal Period	129	109	87	63	41	42		2
Congenital Malformations, etc.	111	85	98	71	7	13	1	
Sudden Infant Death Syndrome	16	17	9	9	5	7	2	1
Symptoms, Signs and Lab Findings	58	74	49	66	8	6		1
All Other Diseases	3,435	4,677	3,261	4,443	140	195	25	18
Motor Vehicle Accidents	539	221	495	203	27	8	11	8
All Accidents (except motor vehicle)	994	769	901	713	72	46	12	8
Intentional Self-Harm (Suicide)	525	143	488	128	21	7	6	2
Assault (Homicide)	133	61	51	37	80	21	1	
All Other External Causes	38	28	30	24	4	3	2	1

(continued)

Cause of Death

Table 15. Deaths by Underlying Cause of Death, Race and Sex, Wisconsin 2006

	Laotian/Hmong		Other Asian	
	Male	Female	Male	Female
Total Deaths, All Causes	46	50	66	60
Tuberculosis				
Human Immunodeficiency Virus				
Malignant Neoplasms	10	7	18	19
Stomach	1		3	
Colon, Rectum, Anus	1	1	1	2
Pancreas			1	2
Trachea, Bronchus and Lung	1		1	4
Breast				2
Cervix/Corpus Uteri, Ovary		2		2
Prostate	1			
Urinary Tract			2	
Non-Hodgkin's Lymphoma	1			
Leukemia	1	1	3	
Other Malignant Neoplasms	4	3	7	7
Diabetes Mellitus		3		2
Alzheimer's Disease			2	1
Major Cardiovascular Diseases	12	16	19	17
Diseases of the Heart	3	9	12	10
Hyp. Heart Dis. w/wo Renal Disease		1		
Ischemic Heart Diseases	2	5	4	2
Other Diseases of the Heart	1	3	8	8
Primary Hypertension/Hypertensive Renal Disease	1			2
Cerebrovascular Diseases	8	6	7	5
Atherosclerosis				
Other Diseases of Circulatory System		1		
Influenza and Pneumonia	1	2		1
Chronic Lower Respiratory Disease		2	3	2
Peptic Ulcer	1	1		
Chronic Liver Disease and Cirrhosis	1			
Nephritis/Nephrotic Syndrome/Nephrosis	2		4	
Pregnancy, Childbirth and Puerperium				
Certain Conditions Orig. Perinatal Period	1	1		1
Congenital Malformations, etc.	2		3	1
Sudden Infant Death Syndrome				
Symptoms, Signs and Lab Findings			1	1
All Other Diseases	6	10	3	10
Motor Vehicle Accidents	4	2	2	
All Accidents (except motor vehicle)	2	1	6	1
Intentional Self-Harm (Suicide)	4	3	3	3
Assault (Homicide)		2	1	1
All Other External Causes			1	

Source: Bureau of Health Information and Policy, Division of Public Health, Department of Health and Family Services.

Notes: Underlying cause of death is the disease or injury that initiated events resulting in death. For the ICD-10 codes used, see Technical Notes, page 79. Included in the total for this table are seven male deaths and two female deaths for which race was unknown.

Cause of Death

Table 16. Deaths by Underlying Cause of Death, Hispanic Origin and Sex, Wisconsin 2006

	Total		Hispanic/Latino		Non-Hispanic/Latino	
	Male	Female	Male	Female	Male	Female
Total Deaths, All Causes	22,221	23,830	269	149	21,952	23,681
Tuberculosis	3	6	3	1		5
Human Immunodeficiency Virus	40	11	6	1	34	10
Malignant Neoplasms	5,561	5,346	45	23	5,516	5,323
Stomach	123	64		1	123	63
Colon, Rectum, Anus	487	493	3		484	493
Pancreas	335	347	3	1	332	346
Trachea, Bronchus and Lung	1,529	1,322	7	4	1,522	1,318
Breast	3	754		5	3	749
Cervix/Corpus Uteri, Ovary		548		2		546
Prostate	572				572	
Urinary Tract	401	221	4	1	397	220
Non-Hodgkin's Lymphoma	238	217	2	1	236	216
Leukemia	287	205	4	2	283	203
Other Malignant Neoplasms	1,586	1,175	22	6	1,564	1,169
Diabetes Mellitus	581	628	6	6	575	622
Alzheimer's Disease	442	1,151	1	5	441	1,146
Major Cardiovascular Diseases	7,233	8,043	57	32	7,176	8,011
Diseases of the Heart	5,715	5,713	44	19	5,671	5,694
Hyp. Heart Dis. w/wo Renal Disease	170	288	7	2	163	286
Ischemic Heart Diseases	3,928	3,240	24	11	3,904	3,229
Other Diseases of the Heart	1,617	2,185	13	6	1,604	2,179
Primary Hypertension/Hypertensive Renal Disease	131	267	1		130	267
Cerebrovascular Diseases	1,103	1,718	10	9	1,093	1,709
Atherosclerosis	42	73			42	73
Other Dis. of Circulatory System	242	272	2	4	240	268
Influenza and Pneumonia	470	540	6	5	464	535
Chronic Lower Respiratory Diseases	1,139	1,215	5	3	1,134	1,212
Peptic Ulcer	39	39			39	39
Chronic Liver Disease and Cirrhosis	289	161	17	3	272	158
Nephritis/Nephrotic Syndrome/Nephrosis	446	491	2	1	444	490
Pregnancy, Childbirth and the Puerperium		15				15
Certain Conditions Orig. Perinatal Period	129	109	7	10	122	99
Congenital Malformations, etc.	111	85	9	7	102	78
Sudden Infant Death Syndrome	16	17	2	2	14	15
Symptoms, Signs and Lab. Findings	58	74		2	58	72
All Other Diseases	3,435	4,677	30	30	3,405	4,647
Motor Vehicle Accidents	539	221	36	3	503	218
All Accidents (except motor vehicle)	994	769	20	6	974	763
Intentional Self-Harm (Suicide)	525	143	5	6	520	137
Assault (Homicide)	133	61	12	2	121	59
All Other External Causes	38	28	3	1	35	27

Source: Bureau of Health Information and Policy, Division of Public Health, Department of Health and Family Services.

Notes: Underlying cause of death is the disease or injury that initiated events resulting in death. For the ICD-10 codes used for cause-of-death groupings, see Technical Notes, page 79.

Cause of Death

Table 17. Leading Underlying Causes of Death by Race, Wisconsin 2005 and 2006

2005	Number	Percent	2006	Number	Percent
TOTAL, ALL RACES	46,544	100.0	TOTAL, ALL RACES	46,051	100.0
Diseases of the Heart	11,777	25.3	Diseases of the Heart	11,428	24.8
Malignant Neoplasms	10,912	23.4	Malignant Neoplasms	10,907	23.7
Cerebrovascular Diseases	2,952	6.3	Cerebrovascular Diseases	2,821	6.1
Accidents (ex. med./surg. comp.)	2,465	5.3	Accidents (ex. med./surg. comp.)	2,503	5.4
Chronic Lower Respiratory Dis.	2,442	5.2	Chronic Lower Respiratory Dis.	2,354	5.1
Alzheimer's Disease	1,510	3.2	Alzheimer's Disease	1,593	3.5
Diabetes Mellitus	1,273	2.7	Diabetes Mellitus	1,209	2.6
Influenza and Pneumonia	1,267	2.7	Influenza and Pneumonia	1,010	2.2
Nephritis/Nephrotic/Nephrosis	920	2.0	Nephritis/Nephrotic/Nephrosis	937	2.0
Intentional Self-Harm (Suicide)	639	1.4	Intentional Self-Harm (Suicide)	668	1.5
Chronic Liver Disease/Cirrhosis	466	1.0	Chronic Liver Disease/Cirrhosis	450	1.0
Hypertension/Hypertens Renal Dis	450	1.0	Parkinson's Disease	444	1.0
Parkinson's Disease	447	1.0	Septicemia	425	0.9
WHITE	43,918	100.0	WHITE	43,437	100.0
Diseases of the Heart	11,244	25.6	Diseases of the Heart	10,944	25.2
Malignant Neoplasms	10,319	23.5	Malignant Neoplasms	10,315	23.7
Cerebrovascular Diseases	2,827	6.4	Cerebrovascular Diseases	2,672	6.2
Chronic Lower Respiratory Dis.	2,360	5.4	Accidents (ex. med./surg. comp.)	2,296	5.3
Accidents (ex. med./surg. comp.)	2,269	5.2	Chronic Lower Respiratory Dis.	2,277	5.2
Alzheimer's Disease	1,465	3.3	Alzheimer's Disease	1,552	3.6
Influenza and Pneumonia	1,218	2.8	Diabetes Mellitus	1,106	2.5
Diabetes Mellitus	1,176	2.7	Influenza and Pneumonia	977	2.2
Nephritis/Nephrotic/Nephrosis	854	1.9	Nephritis/Nephrotic/Nephrosis	848	2.0
Intentional Self-Harm (Suicide)	594	1.4	Intentional Self-Harm (Suicide)	616	1.4
Parkinson's Disease	435	1.0	Parkinson's Disease	441	1.0
Hypertension/Hypertens Renal Dis	429	1.0	Chronic Liver Disease/Cirrhosis	420	1.0
Chronic Liver Disease/Cirrhosis	416	0.9	Septicemia	385	0.9
BLACK/AFRICAN AMERICAN	2,039	100.0	BLACK/AFRICAN AMERICAN	2,084	100.0
Malignant Neoplasms	468	23.0	Malignant Neoplasms	470	22.6
Diseases of the Heart	411	20.2	Diseases of the Heart	391	18.8
Accidents (ex. med./surg. comp.)	144	7.1	Accidents (ex. med./surg. comp.)	149	7.1
Assault (Homicide)	116	5.7	Cerebrovascular Diseases	113	5.4
Cerebrovascular Diseases	96	4.7	Assault (Homicide)	101	4.8
Certain Cond. Orig. Perinatal Per.	75	3.7	Certain Cond. Orig. Perinatal Per.	83	4.0
Diabetes Mellitus	73	3.6	Diabetes Mellitus	81	3.9
Chronic Lower Respiratory Dis.	65	3.2	Nephritis/Nephrotic/Nephrosis	73	3.5
Nephritis/Nephrotic/Nephrosis	55	2.7	Chronic Lower Respiratory Dis.	55	2.6
Alzheimer's Disease	36	1.8	Alzheimer's Disease	36	1.7
Chronic Liver Disease/Cirrhosis	28	1.4	Septicemia	30	1.4
Influenza and Pneumonia	26	1.3	Intentional Self-Harm (Suicide)	28	1.3
Human Immunodeficiency Virus	23	1.1	Human Immunodeficiency Virus	26	1.2

(continued)

Cause of Death

Table 17. Leading Underlying Causes of Death by Race, Wisconsin 2005 and 2006

2005			2006		
	Number	Percent		Number	Percent
AMERICAN INDIAN	347	100.0	AMERICAN INDIAN	299	100.0
Malignant Neoplasms	77	22.2	Malignant Neoplasms	67	22.4
Diseases of the Heart	67	19.3	Diseases of the Heart	59	19.7
Accidents (ex. med./surg. comp.)	37	10.7	Accidents (ex. med./surg. comp.)	39	13.0
Diabetes Mellitus	19	5.5	Diabetes Mellitus	17	5.7
Intentional Self-Harm (Suicide)	18	5.2	Chronic Lower Respiratory Dis.	14	4.7
Chronic Liver Disease/Cirrhosis	17	4.9	Nephritis/Nephrotic/Nephrosis	10	3.3
Chronic Lower Respiratory Dis.	13	3.7	Cerebrovascular Diseases	9	3.0
Influenza and Pneumonia	12	3.5	Chronic Liver Disease/Cirrhosis	8	2.7
Cerebrovascular Diseases	11	3.2	Intentional Self-Harm (Suicide)	8	2.7
Alzheimer's Disease	5	1.4	Septicemia	5	1.7
Nephritis/Nephrotic/Nephrosis	5	1.4	Influenza and Pneumonia	4	1.3
Assault (Homicide)	4	1.2	Hypertension/Hyperten. Renal Dis.	3	1.0
ASIAN	225	100.0	ASIAN	222	100.0
Diseases of the Heart	51	22.7	Malignant Neoplasms	54	24.3
Malignant Neoplasms	45	20.0	Diseases of the Heart	34	15.3
Cerebrovascular Diseases	18	8.0	Cerebrovascular Diseases	26	11.7
Accidents (ex. med./surg. comp.)	14	6.2	Accidents (ex. med./surg. comp.)	18	8.1
Influenza and Pneumonia	11	4.9	Intentional Self-Harm (Suicide)	13	5.9
Intentional Self-Harm (Suicide)	9	4.0	Chronic Lower Respiratory Dis.	7	3.2
Nephritis/Nephrotic/Nephrosis	6	2.7	Nephritis/Nephrotic/Nephrosis	6	2.7
Congenital Malformations, etc.	6	2.7	Congenital Malformations, etc.	6	2.7
Assault (Homicide)	6	2.7	Septicemia	5	2.3
Diabetes Mellitus	5	2.2	Diabetes Mellitus	5	2.3
Chronic Liver Disease/Cirrhosis	5	2.2	Influenza and Pneumonia	4	1.8
Chronic Lower Respiratory Dis.	4	1.8	Assault (Homicide)	4	1.8

Source: Bureau of Health Information and Policy, Division of Public Health, Department of Health and Family Services.

Notes: The 2005 total includes three decedents with race reported as Hawaiian and 12 records for which race was unknown. Also included in the 2005 total is one death for which sex was unknown. The 2006 total includes nine deaths for which race was unknown.

Underlying cause of death is the disease or injury that initiated the events resulting in death.

For the ICD-10 codes used for cause-of-death groupings, see Technical Notes, page 76.

Conditions abbreviated in this table are spelled out in full in the Technical Notes.

- Diseases of the heart and cancer were the two leading underlying causes of death in each race group. In 2006, diseases of the heart accounted for 19 percent of deaths among African Americans, 25 percent of deaths among whites, 20 percent of deaths among American Indians and 15 percent of deaths among Asians. Cancer accounted for 23 percent of deaths among African Americans, 24 percent of deaths among whites, 22 percent of deaths among American Indians and 24 percent of deaths among Asians.
- Accidents accounted for 5 percent of total deaths in 2006, 5 percent of deaths among whites, 7 percent of deaths among African Americans, 8 percent of deaths among Asians and 13 percent of deaths among American Indians.
- Differences in leading causes of death by race reflect differences in population age structure (as well as other factors): compared with the total state population, larger proportions of blacks and other minority groups are children and young adults.

Cause of Death

Table 18. Leading Underlying Causes of Death for Males by Race, Wisconsin 2005 and 2006

2005			2006		
	Number	Percent		Number	Percent
TOTAL, ALL RACES	22,604	100.0	TOTAL, ALL RACES	22,221	100.0
Diseases of the Heart	5,864	25.9	Diseases of the Heart	5,715	25.7
Malignant Neoplasms	5,603	24.8	Malignant Neoplasms	5,561	25.0
Accidents (ex. med./surg. comp.)	1,507	6.7	Accidents (ex. med./surg. comp.)	1,525	6.9
Chronic Lower Respiratory Dis.	1,215	5.4	Chronic Lower Respiratory Dis.	1,139	5.1
Cerebrovascular Diseases	1,149	5.1	Cerebrovascular Diseases	1,103	5.0
Diabetes Mellitus	629	2.8	Diabetes Mellitus	581	2.6
Influenza and Pneumonia	535	2.4	Intentional Self-Harm (Suicide)	525	2.4
Intentional Self-Harm (Suicide)	519	2.3	Influenza and Pneumonia	470	2.1
Alzheimer's Disease	438	1.9	Nephritis/Nephrotic/Nephrosis	446	2.0
Nephritis/Nephrotic/Nephrosis	434	1.9	Alzheimer's Disease	442	2.0
Chronic Liver Disease/Cirrhosis	276	1.2	Chronic Liver Disease/Cirrhosis	289	1.3
Parkinson's Disease	265	1.2	Parkinson's Disease	256	1.2
Aortic Aneurysm and Dissection	188	0.8	Pneumonitis Due to Solids/Liquids	210	0.9
WHITE	21,147	100.0	WHITE	20,862	100.0
Diseases of the Heart	5,568	26.3	Diseases of the Heart	5,496	26.3
Malignant Neoplasms	5,276	24.9	Malignant Neoplasms	5,236	25.1
Accidents (ex. med./surg. comp.)	1,383	6.5	Accidents (ex. med./surg. comp.)	1,389	6.7
Chronic Lower Respiratory Dis.	1,169	5.5	Chronic Lower Respiratory Dis.	1,099	5.3
Cerebrovascular Diseases	1,084	5.1	Cerebrovascular Diseases	1,028	4.9
Diabetes Mellitus	576	2.7	Diabetes Mellitus	533	2.6
Influenza and Pneumonia	504	2.4	Intentional Self-Harm (Suicide)	488	2.3
Intentional Self-Harm (Suicide)	486	2.3	Influenza and Pneumonia	454	2.2
Alzheimer's Disease	427	2.0	Alzheimer's Disease	429	2.1
Nephritis/Nephrotic/Nephrosis	409	1.9	Nephritis/Nephrotic/Nephrosis	394	1.9
Parkinson's Disease	260	1.2	Chronic Liver Disease/Cirrhosis	265	1.3
Chronic Liver Disease/Cirrhosis	249	1.2	Parkinson's Disease	255	1.2
Aortic Aneurysm and Dissection	187	0.9	Pneumonitis Due to Solids/Liquids	204	1.0
BLACK/AFRICAN AMERICAN	1,125	100.0	BLACK/AFRICAN AMERICAN	1,081	100.0
Malignant Neoplasms	268	23.8	Malignant Neoplasms	261	24.1
Diseases of the Heart	223	19.8	Diseases of the Heart	177	16.4
Assault (Homicide)	104	9.2	Accidents (ex. med./surg. comp.)	98	9.1
Accidents (ex. med./surg. comp.)	86	7.6	Assault (Homicide)	80	7.4
Cerebrovascular Diseases	50	4.4	Cerebrovascular Diseases	56	5.2
Certain Cond. Orig. Perinatal Per.	41	3.6	Nephritis/Nephrotic/Nephrosis	42	3.9
Chronic Lower Respiratory Dis.	39	3.5	Certain Cond. Orig. Perinatal Per.	41	3.8
Diabetes Mellitus	35	3.1	Diabetes Mellitus	38	3.5
Human Immunodeficiency Virus	18	1.6	Chronic Lower Respiratory Dis.	30	2.8
Nephritis/Nephrotic/Nephrosis	18	1.6	Intentional Self-Harm (Suicide)	21	1.9
Influenza and Pneumonia	17	1.5	Human Immunodeficiency Virus	18	1.7
Chronic Liver Disease/Cirrhosis	14	1.2	Chronic Liver Disease/Cirrhosis	16	1.5
Intentional Self-Harm (Suicide)	14	1.2	Influenza and Pneumonia	13	1.2

(continued)

Cause of Death

Table 18. Leading Underlying Causes of Death for Males by Race, Wisconsin 2005 and 2006

2005		Number	Percent	2006		Number	Percent
AMERICAN INDIAN		200	100.0	AMERICAN INDIAN		159	100.0
Diseases of the Heart		45	22.5	Malignant Neoplasms		35	22.0
Malignant Neoplasms		40	20.0	Diseases of the Heart		27	17.0
Accidents (ex. med./surg. comp.)		26	13.0	Accidents (ex. med./surg. comp.)		23	14.5
Diabetes Mellitus		15	7.5	Diabetes Mellitus		10	6.3
Intentional Self-Harm (Suicide)		13	6.5	Chronic Liver Disease/Cirrhosis		7	4.4
Chronic Liver Disease/Cirrhosis		9	4.5	Chronic Lower Respiratory Dis.		6	3.8
Influenza and Pneumonia		6	3.0	Intentional Self-Harm (Suicide)		6	3.8
Cerebrovascular Diseases		5	2.5	Cerebrovascular Diseases		4	2.5
Chronic Lower Respiratory Dis.		5	2.5	Nephritis/Nephrotic/Nephrosis		4	2.5
Alzheimer's Disease		3	1.5	Septicemia		2	1.3
Assault (Homicide)		3	1.5	Influenza and Pneumonia		2	1.3
Parkinson's Disease		2	1.0	Human Immunodeficiency Virus		1	0.6
ASIAN		123	100.0	ASIAN		112	100.0
Diseases of the Heart		26	21.1	Malignant Neoplasms		28	25.0
Malignant Neoplasms		17	13.8	Diseases of the Heart		15	13.4
Accidents (ex. med./surg. comp.)		11	8.9	Cerebrovascular Diseases		15	13.4
Cerebrovascular Diseases		10	8.1	Accidents (ex. med./surg. comp.)		14	12.5
Influenza and Pneumonia		8	6.5	Intentional Self-Harm (Suicide)		7	6.3
Intentional Self-Harm (Suicide)		6	4.9	Nephritis/Nephrotic/Nephrosis		6	5.4
Nephritis/Nephrotic/Nephrosis		5	4.1	Congenital Malformations, etc.		5	4.5
Congenital Malformations, etc.		5	4.1	Chronic Lower Respiratory Dis.		3	2.7
Chronic Liver Disease/Cirrhosis		4	3.3	Alzheimer's Disease		2	1.8
Assault (Homicide)		4	3.3	Septicemia		1	0.9
In Situ/Benign/Uncertain Neoplasm		3	2.4	Viral Hepatitis		1	0.9
Diabetes Mellitus		3	2.4	Hypertension/Hyperten. Renal Dis.		1	0.9

Source: Bureau of Health Information and Policy, Division of Public Health, Department of Health and Family Services.

Notes: There was one record in 2005 for which sex was unknown so the totals for males and females will not add to the the totals on page 39. There were nine decedents in 2005 and seven decedents in 2006 whose race was unknown; these were included in the totals.

Underlying cause of death is the disease or injury that initiated events resulting in death.

For the ICD-10 codes used for cause-of-death groupings, see Technical Notes, page 76.

Conditions abbreviated in this table are spelled out in full in the Technical Notes.

- Diseases of the heart and malignant neoplasms (cancer) were the leading underlying causes of death in 2006 for males of all races in Wisconsin.
- Accidents were the third leading cause of death for white, African American, and American Indian males. Cerebrovascular disease (stroke) was the third leading cause for Asian males.

Cause of Death

Table 19. Leading Underlying Causes of Death for Females by Race, Wisconsin 2005 and 2006

2005			2006		
	Number	Percent		Number	Percent
TOTAL, ALL RACES	23,939	100.0	TOTAL, ALL RACES	23,830	100.0
Diseases of the Heart	5,913	24.7	Diseases of the Heart	5,713	24.0
Malignant Neoplasms	5,309	22.2	Malignant Neoplasms	5,346	22.4
Cerebrovascular Diseases	1,803	7.5	Cerebrovascular Diseases	1,718	7.2
Chronic Lower Respiratory Dis.	1,227	5.1	Chronic Lower Respiratory Dis.	1,215	5.1
Alzheimer's Disease	1,072	4.5	Alzheimer's Disease	1,151	4.8
Accidents (ex. med./surg. comp.)	958	4.0	Accidents (ex. med./surg. comp.)	978	4.1
Influenza and Pneumonia	732	3.1	Diabetes Mellitus	628	2.6
Diabetes Mellitus	644	2.7	Influenza and Pneumonia	540	2.3
Nephritis/Nephrotic/Nephrosis	486	2.0	Nephritis/Nephrotic/Nephrosis	491	2.1
Hypertension/Hypertens. Renal Dis.	302	1.3	Hypertension/Hypertens. Renal Dis.	267	1.1
Septicemia	237	1.0	Septicemia	242	1.0
Chronic Liver Disease and Cirrhosis	190	0.8	Parkinson's Disease	188	0.8
Parkinson's Disease	182	0.8	In Situ/Benign/Uncertain Neoplasm	185	0.8
WHITE	22,771	100.0	WHITE	22,575	100.0
Diseases of the Heart	5,676	24.9	Diseases of the Heart	5,448	24.1
Malignant Neoplasms	5,043	22.1	Malignant Neoplasms	5,079	22.5
Cerebrovascular Diseases	1,743	7.7	Cerebrovascular Diseases	1,644	7.3
Chronic Lower Respiratory Dis.	1,191	5.2	Chronic Lower Respiratory Dis.	1,178	5.2
Alzheimer's Disease	1,038	4.6	Alzheimer's Disease	1,123	5.0
Accidents (ex. med./surg. comp.)	886	3.9	Accidents (ex. med./surg. comp.)	907	4.0
Influenza and Pneumonia	714	3.1	Diabetes Mellitus	573	2.5
Diabetes Mellitus	600	2.6	Influenza and Pneumonia	523	2.3
Nephritis/Nephrotic/Nephrosis	445	2.0	Nephritis/Nephrotic/Nephrosis	454	2.0
Hypertension/Hypertens. Renal Dis.	290	1.3	Hypertension/Hypertens. Renal Dis.	251	1.1
Septicemia	221	1.0	Septicemia	217	1.0
Parkinson's Disease	175	0.8	Parkinson's Disease	186	0.8
Chronic Liver Disease and Cirrhosis	167	0.7	In Situ/Benign/Uncertain Neoplasm	182	0.8
BLACK/AFRICAN AMERICAN	914	100.0	BLACK/AFRICAN AMERICAN	1,003	100.0
Malignant Neoplasms	200	21.9	Diseases of the Heart	214	21.3
Diseases of the Heart	188	20.6	Malignant Neoplasms	209	20.8
Accidents (ex. med./surg. comp.)	58	6.3	Cerebrovascular Diseases	57	5.7
Cerebrovascular Diseases	46	5.0	Accidents (ex. med./surg. comp.)	51	5.1
Diabetes Mellitus	38	4.2	Diabetes Mellitus	43	4.3
Nephritis/Nephrotic/Nephrosis	37	4.0	Certain Cond. Orig. Perinatal Per.	42	4.2
Certain Cond. Orig. Perinatal Per.	34	3.7	Nephritis/Nephrotic/Nephrosis	31	3.1
Alzheimer's Disease	29	3.2	Alzheimer's Disease	25	2.5
Chronic Lower Respiratory Dis.	26	2.8	Chronic Lower Respiratory Dis.	25	2.5
Chronic Liver Disease and Cirrhosis	14	1.5	Assault (Homicide)	21	2.1
Septicemia	12	1.3	Septicemia	18	1.8
Assault (Homicide)	12	1.3	Congenital Malformations, etc.	13	1.3
Influenza and Pneumonia	9	1.0	Hypertension/Hypertens. Renal Dis.	12	1.2

(continued)

Cause of Death

Table 19. Leading Underlying Causes of Death for Females by Race, Wisconsin 2005 and 2006

2005		Number	Percent	2006		Number	Percent
AMERICAN INDIAN		147	100.0	AMERICAN INDIAN		140	100.0
Malignant Neoplasms		37	25.2	Malignant Neoplasms		32	22.9
Diseases of the Heart		22	15.0	Diseases of the Heart		32	22.9
Accidents (ex. med./surg. comp.)		11	7.5	Accidents (ex. med./surg. comp.)		16	11.4
Chronic Lower Respiratory Dis.		8	5.4	Chronic Lower Respiratory Dis.		8	5.7
Chronic Liver Disease/Cirrhosis		8	5.4	Diabetes Mellitus		7	5.0
Cerebrovascular Diseases		6	4.1	Nephritis/Nephrotic/Nephrosis		6	4.3
Influenza and Pneumonia		6	4.1	Cerebrovascular Diseases		5	3.6
Intentional Self-Harm (Suicide)		5	3.4	Septicemia		3	2.1
Diabetes Mellitus		4	2.7	Alzheimer's Disease		2	1.4
Nephritis/Nephrotic/Nephrosis		3	2.0	Hypertension/Hypertens. Renal Dis.		2	1.4
Septicemia		2	1.4	Influenza and Pneumonia		2	1.4
Alzheimer's Disease		2	1.4	Intentional Self-Harm (Suicide)		2	1.4
ASIAN		102	100.0	ASIAN		110	100.0
Malignant Neoplasms		28	27.5	Malignant Neoplasms		26	23.6
Diseases of the Heart		25	24.5	Diseases of the Heart		19	17.3
Cerebrovascular Diseases		8	7.8	Cerebrovascular Diseases		11	10.0
Hypertension/Hypertens. Renal Dis.		3	2.9	Intentional Self-Harm (Suicide)		6	5.5
Influenza and Pneumonia		3	2.9	Diabetes Mellitus		5	4.5
Accidents (ex. Med./surg. comp.)		3	2.9	Septicemia		4	3.6
Intentional Self-Harm (Suicide)		3	2.9	Chronic Lower Respiratory Dis.		4	3.6
Septicemia		2	2.0	Accidents (ex. med./surg. comp.)		4	3.6
Diabetes Mellitus		2	2.0	Influenza and Pneumonia		3	2.7
Alzheimer's Disease		2	2.0	Assault (Homicide)		3	2.7
Chronic Lower Respiratory Dis.		2	2.0	Hypertension/Hypertens. Renal Dis.		2	1.8
Assault (Homicide)		2	2.0	Certain Cond. Orig. Perinatal Per.		2	1.8

Source: Bureau of Health Information and Policy, Division of Public Health, Department of Health and Family Services.

Notes: There was one record in 2005 for which sex was unknown, so the totals for males and females will not add to the totals on page 39. The total for 2005 includes three records for which race was reported as Hawaiian. There were two records in 2005 and two records in 2006 for which race was unknown; these are included in the totals. Underlying cause of death is the disease or injury that initiated events resulting in death. For the ICD-10 codes used for cause of death groupings, see Technical Notes, page 76. Conditions abbreviated in this table are spelled out in full in the Technical Notes.

- Among females in every race group, diseases of the heart and malignant neoplasms (cancer) were the two leading underlying causes of death in 2006.
- Cerebrovascular diseases were the third leading cause of death for white, African American and Asian females, while accidents ranked third for American Indian females.

Cause of Death

Table 20. Deaths by Underlying Cause of Death and County of Residence, Wisconsin, 2006

	Total	Adams	Ashland	Barron	Bayfield	Brown	Buffalo	Burnett	Calumet	Chippewa	Clark
Total Deaths, All Causes	46,051	218	164	484	129	1,619	117	181	252	465	312
Male	22,221	125	78	239	69	769	56	104	125	227	148
Female	23,830	93	86	245	60	850	61	77	127	238	164
Tuberculosis	9		1				1				
Human Immunodeficiency Virus (HIV)	51					1					
Malignant Neoplasms	10,907	68	43	126	39	385	26	50	49	142	62
Stomach	187		1	1	2	11			1	3	2
Colon, Rectum, Anus	980	9	3	13	3	33	3	4	5	18	4
Pancreas	682	2	1	9	3	21	3	4	5	9	5
Trachea, Bronchus and Lung	2,851	21	14	34	10	93	4	11	12	33	11
Breast	757	3	3	5	2	37	1	1	4	10	4
Cervix Uteri, Corpus Uteri, Ovary	548	3	1	5	2	25		4	5	7	4
Prostate	572	2	2	6	2	15	2	4		3	3
Urinary Tract	622	5	4	7	2	25		3	3	9	2
Non-Hodgkins Lymphoma	455	1	3	6	1	12	1	5	2	7	3
Leukemia	492	1	2	8	2	13	1	1	2	7	4
Other Malignant Neoplasms	2,761	21	9	32	10	100	11	13	10	36	20
Diabetes Mellitus	1,209	6	4	7	6	31		4	7	9	9
Alzheimers Disease	1,593	4	9	35	5	71			4	9	12
Major Cardiovascular Diseases	15,276	67	53	156	34	564	50	56	99	139	109
Diseases of the Heart	11,428	55	39	119	30	434	40	44	66	116	84
Hyper. Heart Dis w/wo Renal Dis.	458		2		2	7	1		1	3	3
Ischemic Heart Disease	7,168	36	26	92	21	271	20	22	39	75	55
Other Diseases of the Heart	3,802	19	11	27	7	156	19	22	26	38	26
Hypertension/Hypertensive Renal Dis.	398	1	2	2		5	1	2	4	1	4
Cerebrovascular Diseases	2,821	10	10	31	4	103	9	10	25	19	18
Atherosclerosis	115					1			1	1	1
Other Diseases of Circulatory System	514	1	2	4		21			3	2	2
Influenza and Pneumonia	1,010	7	9	16	3	30	1	4	4	7	4
Chronic Lower Respiratory Diseases	2,354	12	8	28	7	78	6	8	11	23	19
Peptic Ulcer	78		1	1	1	2					
Chronic Liver Disease and Cirrhosis	450		2	2	4	17		3		4	
Nephritis, Nephrotic Syn./Nephrosis	937	6	1	14	2	37	1	5	7	13	6
Pregnancy, Childbirth & Puerperium	15						1				
Certain Conditions Orig./Perinatal Per.	238	2			2	8			2	4	2
Congenital Malformations, etc.	196			1		10			1	2	1
Sudden Infant Death Syndrome	33		1	1		2					
Symptoms, Signs, and Lab Findings	132		1		1	5		2	1	1	5
All Other Diseases	8,112	32	25	68	18	273	20	36	40	67	58
Motor Vehicle Accidents	760	3	2	11	1	23	2		7	9	11
All Accidents (except motor vehicle)	1,763	7	3	10	5	50	4	7	12	16	8
Intentional Self-Harm (Suicide)	668	3		4	1	29	5	5	6	13	5
Assault (Homicide)	194	1		3		2			1		1
All Other External Causes	66		1	1		1		1	1	7	

Cause of Death

Table 20. Deaths by Underlying Cause of Death and County of Residence, Wisconsin 2006

	Columbia	Crawford	Dane	Dodge	Door	Douglas	Dunn	Eau Claire	Florence	Fond du Lac	Forest
Total Deaths, All Causes	465	175	2,606	871	274	448	287	772	51	941	128
Male	222	83	1,244	377	124	218	163	351	23	451	66
Female	243	92	1,362	494	150	230	124	421	28	490	62
Tuberculosis								1		1	
Human Immunodeficiency Virus	1		3	2							
Malignant Neoplasms	109	48	653	213	61	109	65	189	12	197	32
Stomach	3		8	4	1	1		3		5	1
Colon, Rectum, Anus	9	6	52	20	8	11	6	14		25	2
Pancreas	7	3	54	8	6	6	4	15	1	12	3
Trachea, Bronchus and Lung	26	14	153	48	12	31	15	57	3	51	11
Breast	7	3	63	15	4	9	1	11		11	3
Cervix Uteri, Corpus Uteri, Ovary	9	1	40	9	3	3	3	10	1	7	3
Prostate	3	3	37	10	1	11	3	15	2	10	
Urinary Tract	5	2	30	16	4	6	7	4	1	9	2
Non-Hodgkin's Lymphoma	3		31	14	2	3	3	8	1	10	1
Leukemia	6	1	29	5	4	5	3	6		7	1
Other Malignant Neoplasms	31	15	156	64	16	23	20	46	3	50	5
Diabetes Mellitus	13	1	59	21	4	25	8	17	3	28	5
Alzheimer's Disease	20	3	111	40	14	13	15	26		44	2
Major Cardiovascular Diseases	168	69	804	322	93	130	86	225	20	353	42
Diseases of the Heart	125	48	611	233	65	92	65	171	18	260	35
Hyp. Heart Dis. w/wo Renal Dis.	4	1	25	4		1	1	2		23	2
Ischemic Heart Disease	72	35	341	169	38	69	33	93	10	163	18
Other Diseases of the Heart	49	12	245	60	27	22	31	76	8	74	15
Hypertension/Hypertens. Renal Dis.	3	2	13	6	1	5	2	4	1	9	
Cerebrovascular Diseases	36	17	150	67	21	26	16	39	1	66	5
Atherosclerosis	1		1	5	2					8	
Other Dis. of Circulatory System	3	2	29	11	4	7	3	11		10	2
Influenza and Pneumonia	11	1	66	18	7	8	10	27	2	15	3
Chronic Lower Respiratory Diseases	17	8	121	41	12	36	17	55	2	42	11
Peptic Ulcer	2		5	2			1	1		3	1
Chronic Liver Disease and Cirrhosis	4	3	28	2	1	5	2	3	2	8	3
Nephritis/Nephrotic Syn./Nephrosis	5	3	35	15	5	9	4	19	3	15	2
Pregnancy, Childbirth and Puerperium			3				2				
Certain Conditions Orig. in Perinatal Per.	3	1	10	2				2		5	
Congenital Malformations, etc.	2		12	3		2	1	4		7	1
Sudden Infant Death Syndrome			1	1		1					1
Symptoms, Signs and Lab. Findings	2		8	1	2		2	5		2	
All Other Diseases	65	23	469	135	58	84	56	145	6	154	16
Motor Vehicle Accidents	12	2	48	14	6	5	4	12		13	6
All Accidents (except motor vehicle)	19	10	102	28	7	15	9	26	1	34	2
Intentional Self-Harm (Suicide)	8	2	57	9	4	5	5	11		18	1
Assault (Homicide)	3	1	8	2		1		1		2	
All Other External Causes	1		3					3			

Cause of Death

Table 20. Deaths by Underlying Cause of Death and County of Residence, Wisconsin 2006

	Grant	Green	Green Lake	Iowa	Iron	Jackson	Jefferson	Juneau	Kenosha	Kewaunee	La Crosse
Total Deaths, All Causes	518	301	237	197	78	176	572	267	1,260	181	904
Male	214	139	110	95	41	79	302	135	628	86	423
Female	304	162	127	102	37	97	270	132	632	95	481
Tuberculosis											
Human Immunodeficiency Virus							1		1		
Malignant Neoplasms	107	66	66	40	18	41	146	74	249	37	204
Stomach	3		2				7	2	4	3	3
Colon, Rectum, Anus	14	10	4	5	1	4	9	8	19	2	23
Pancreas	6	3	7	3		4	7		18		8
Trachea, Bronchus and Lung	25	17	16	7	6	11	31	26	78	7	56
Breast	5	5	1	5		3	11	4	15	3	17
Cervix Uteri, Corpus Uteri, Ovary	5	4	8	2		3	4	4	9	2	14
Prostate	4	1	3	4	3		8	3	13	3	11
Urinary Tract	7	7	4	5	4	3	8	6	14	3	10
Non-Hodgkin's Lymphoma	4	2	1		1	2	7	5	14	4	9
Leukemia	5	1	1	1		2	8	5	5		6
Other Malignant Neoplasms	29	16	19	8	3	9	46	11	60	10	47
Diabetes Mellitus	17	6	4	7	2	5	16	14	53	2	14
Alzheimer's Disease	25	10	4	6	4	11	24	5	32	3	33
Major Cardiovascular Diseases	209	91	91	68	34	57	195	86	456	78	285
Diseases of the Heart	161	56	62	54	32	38	157	63	347	61	208
Hyp. Heart Dis. w/wo Renal Dis.	4	3	2				4	1	13	2	4
Ischemic Heart Disease	113	32	36	41	26	20	108	40	238	26	130
Other Diseases of the Heart	44	21	24	13	6	18	45	22	96	33	74
Hypertension/Hypertens. Renal Dis.	9	4	3	2		1	6	6	9	2	6
Cerebrovascular Diseases	26	26	23	11	2	17	29	15	90	11	53
Atherosclerosis	3						1	1			6
Other Dis. of Circulatory System	10	5	3	1		1	2	1	10	4	12
Influenza and Pneumonia	20	10	3	4	2	3	11	2	19	2	23
Chronic Lower Respiratory Diseases	18	19	13	9	5	7	26	22	86	8	59
Peptic Ulcer	1	1					1			1	1
Chronic Liver Disease and Cirrhosis	4	2		2	1	1	3		17		11
Nephritis/Nephrotic Syn./Nephrosis	15	5	8	3	3		18	3	25	6	13
Pregnancy, Childbirth and Puerperium									1		
Certain Conditions Orig. in Perinatal Per.	2	2				2	1		4	2	4
Congenital Malformations, etc.	3		1	2			3		5		9
Sudden Infant Death Syndrome						1					
Symptoms, Signs and Lab. Findings		1		1			1	2	5	1	1
All Other Diseases	74	60	36	40	7	27	86	41	201	29	192
Motor Vehicle Accidents	13	7	2	7	1	5	13	2	21	4	10
All Accidents (except motor vehicle)	5	11	7	5		11	16	13	52	4	24
Intentional Self-Harm (Suicide)	5	6	2	2	1	4	11	3	29	4	13
Assault (Homicide)		2		1		1			3		
All Other External Causes		2							1		8

Cause of Death

Table 20. Deaths by Underlying Cause of Death and County of Residence, Wisconsin 2006

	Lafayette	Langlade	Lincoln	Manitowoc	Marathon	Marinette	Marquette	Menominee	Milwaukee	Monroe	Oconto
Total Deaths, All Causes	136	216	296	792	932	520	180	26	8,190	382	323
Male	75	109	137	385	463	261	98	13	3,874	206	175
Female	61	107	159	407	469	259	82	13	4,316	176	148
Tuberculosis									4		
Human Immunodeficiency Virus				1	1	1			28		
Malignant Neoplasms	42	58	66	170	226	109	55	8	1,756	95	85
Stomach	2			2	2	2	1		37	2	3
Colon, Rectum, Anus	7	3	5	14	13	9	6	1	159	5	11
Pancreas	2	3	3	9	17	4	5		124	4	3
Trachea, Bronchus and Lung	12	14	20	51	47	26	6	3	475	33	28
Breast	3	2	3	6	13	8	6	1	109	4	6
Cervix Uteri, Corpus Uteri, Ovary	2	4	5	9	17	10	2		79		2
Prostate	2	2	3	11	15	5	2		82	6	4
Urinary Tract	3	3	3	9	19	5	3		88	7	3
Non-Hodgkin's Lymphoma		3	2	8	13	5		1	69	5	
Leukemia	1	3	2	10	13	9	6		79	3	3
Other Malignant Neoplasms	8	21	20	41	57	26	18	2	455	26	22
Diabetes Mellitus	4	5	9	16	39	16	3		204	15	26
Alzheimer's Disease	4	9	14	20	21	14	2	1	237	11	12
Major Cardiovascular Diseases	42	75	87	275	299	206	63	3	2,616	131	107
Diseases of the Heart	33	64	63	213	223	159	48	1	1,973	104	83
Hyp. Heart Dis. w/wo Renal Dis.		2	3	4	10	11	1		182	3	2
Ischemic Heart Disease	22	46	39	149	145	118	24	1	1,241	76	50
Other Diseases of the Heart	11	16	21	60	68	30	23		550	25	31
Hypertension/Hypertens. Renal Dis.	2		3	9	13	3	1		91	3	1
Cerebrovascular Diseases	6	10	17	46	55	35	12	1	464	21	19
Atherosclerosis			1	2		1			11		2
Other Diseases of Circulatory System	1	1	3	5	8	8	2	1	77	3	2
Influenza and Pneumonia	2	3	3	14	24	11	2	1	153	8	8
Chronic Lower Respiratory Diseases	8	10	15	41	31	27	13	2	381	25	15
Peptic Ulcer		2		3	2	1			8		2
Chronic Liver Disease and Cirrhosis	2	3	1	4	5	7	3	3	102		2
Nephritis/Nephrotic Syn./Nephrosis	1	2	14	18	25	13	2	1	177	9	6
Pregnancy, Childbirth and Puerperium									5		
Certain Conditions Orig. in Perinatal Per.				6	2				88	1	
Congenital Malformations, etc.			1	1	4				47		
Sudden Infant Death Syndrome									16		
Symptoms, Signs and Lab. Findings				2	2				31		1
All Other Diseases	17	33	65	148	177	86	17	5	1,585	61	41
Motor Vehicle Accidents	5	7	5	8	18	12	9	1	87	7	5
All Accidents (except motor vehicle)	6	6	12	53	31	14	8	1	440	12	4
Intentional Self-Harm (Suicide)	3	2	4	11	20	3	3		99	6	8
Assault (Homicide)		1		1	4				116		
All Other External Causes					1				10	1	1

Cause of Death

Table 20. Deaths by Underlying Cause of Death and County of Residence, Wisconsin 2006

	Oneida	Outagamie	Ozaukee	Pepin	Pierce	Polk	Portage	Price	Racine	Richland	Rock
Total Deaths, All Causes	421	1,141	678	70	215	404	459	182	1,607	169	1,402
Male	205	525	312	35	124	208	226	87	783	89	693
Female	216	616	366	35	91	196	233	95	824	80	709
Tuberculosis											
Human Immunodeficiency Virus	1								1		3
Malignant Neoplasms	106	266	171	21	52	103	108	38	384	37	367
Stomach	1	5	3		3		1		5	1	3
Colon, Rectum, Anus	9	18	10	4	6	13	11	4	36	3	29
Pancreas	8	16	15		6	2	4	2	23	2	17
Trachea, Bronchus and Lung	37	71	43	9	7	20	26	6	107	10	122
Breast	7	24	10	1	5	5	7	1	32	2	23
Cervix Uteri, Corpus Uteri, Ovary	5	12	10		1	5	8	2	18	1	19
Prostate	8	20	6		6	9	10	3	16	2	20
Urinary Tract	4	16	11	2	2	8	8	2	22	1	20
Non-Hodgkin's Lymphoma	2	11	4	1	3	2	2		10	2	18
Leukemia	6	10	4		2	4	7	5	12	3	19
Other Malignant Neoplasms	19	63	55	4	11	35	24	13	103	10	77
Diabetes Mellitus	9	19	23	3	7	5	14	3	43	2	31
Alzheimer's Disease	14	62	26	1	5	7	17	6	51	3	48
Major Cardiovascular Diseases	137	390	251	29	73	129	157	57	475	71	432
Diseases of the Heart	105	294	186	18	47	92	115	42	368	42	311
Hyp. Heart Dis. w/wo Renal Dis.	1	8	2	2	1	4	9	1	12	1	12
Ischemic Heart Disease	70	181	108	11	31	50	59	25	225	29	198
Other Diseases of the Heart	34	105	76	5	15	38	47	16	131	12	101
Hypertension/Hypertens. Renal Dis.	1	8	6		5	5	1	1	14	1	14
Cerebrovascular Diseases	25	70	46	11	16	26	30	12	67	21	88
Atherosclerosis	1	2	6		1	3	1		5	4	
Other Diseases of Circulatory Sys.	5	16	7		4	3	10	2	21	3	19
Influenza and Pneumonia	8	26	17	1	7	8	5	3	39	6	36
Chronic Lower Respiratory Diseases	24	53	34	3	5	13	28	8	89	8	86
Peptic Ulcer	1	3	1		1	1	3	1	3		3
Chronic Liver Disease and Cirrhosis	7	8	7	1	2	4	4		20	1	19
Nephritis/Nephrotic Syn./Nephrosis	7	31	9	3	1	8	9	8	32	2	16
Pregnancy, Childbirth and Puerperium					1						
Certain Conditions Orig. in Perinatal Per.		5	3		4	1			19		9
Congenital Malformations, etc.	1	6	1	1	3		2		12		
Sudden Infant Death Syndrome	1					1			4		
Symptoms, Signs and Lab. Findings	2	3	1			1	3	1	8	1	4
All Other Diseases	83	205	102	5	34	90	76	45	294	24	228
Motor Vehicle Accidents	7	15	8	1	7	14	2	2	27	6	29
All Accidents (except motor vehicle)	11	30	17	1	10	10	21	9	76	6	69
Intentional Self-Harm (Suicide)	1	14	5		3	9	8	1	22	1	16
Assault (Homicide)		3	1				2		7	1	4
All Other External Causes	1	2	1						1		2

Cause of Death

Table 20. Deaths by Underlying Cause of Death and County of Residence, Wisconsin 2006

	Rusk	St. Croix	Sauk	Sawyer	Shawano	Sheboygan	Taylor	Trempealeau	Vernon	Vilas	Walworth
Total Deaths, All Causes	167	435	523	204	429	1,098	149	295	281	271	845
Male	83	191	271	117	209	520	77	135	134	127	390
Female	84	244	252	87	220	578	72	160	147	144	455
Tuberculosis											
Human Immunodeficiency Virus			1								1
Malignant Neoplasms	39	115	131	49	108	253	30	53	53	70	189
Stomach		2	2	1	1	4		1		1	2
Colon, Rectum, Anus	3	3	10	2	12	33	3	5	5	10	24
Pancreas	1	11	9	2	7	12	3	4	2	2	6
Trachea, Bronchus and Lung	10	28	23	12	14	60	5	17	13	22	35
Breast	4	11	10	2	10	18	1	5	5	6	16
Cervix Uteri, Corpus Uteri, Ovary	2	6	7	4	7	16		1	1	2	11
Prostate	2	7	14	9	7	17	1	3	5	2	12
Urinary Tract	2	7	11		8	12	5	3	5	4	8
Non-Hodgkin's Lymphoma	3	6	7	1	7	6		1	3	2	14
Leukemia	3	8	5	2	5	20	4	3	3	4	10
Other Malignant Neoplasms	9	26	33	14	30	55	8	10	11	15	51
Diabetes Mellitus	4	13	17	4	23	34	1	7	3	6	23
Alzheimer's Disease	4	21	16	3	10	33	5	16	10	12	31
Major Cardiovascular Diseases	61	133	180	68	128	382	58	106	112	101	279
Diseases of the Heart	47	94	132	54	90	287	41	79	78	71	212
Hyp. Heart Dis. w/wo Renal Dis.	1	4	3			4			1	1	2
Ischemic Heart Disease	19	55	74	41	61	158	28	46	40	50	138
Other Diseases of the Heart	27	35	55	13	29	125	13	33	37	20	72
Hypertension/Hypertens. Renal Dis.		7	3	1	7	6	2	5	3	2	1
Cerebrovascular Diseases	9	27	34	11	24	73	14	20	29	23	50
Atherosclerosis			1	1	3	5				1	1
Other Diseases of Circulatory Sys.	5	5	10	1	4	11	1	2	2	4	15
Influenza and Pneumonia	3	10	20	9	14	33	1	10	12	5	21
Chronic Lower Respiratory Diseases	8	28	22	16	23	46	10	18	13	8	55
Peptic Ulcer	1				1	3	1		1		1
Chronic Liver Disease and Cirrhosis	1	3	6	5	7	10	1	3	2	2	11
Nephritis/Nephrotic Syn./Nephrosis	7	9	8	3	10	15	4	13	6	6	14
Pregnancy, Childbirth and Puerperium			1								
Certain Conditions Orig. in Perinatal Per.		1	1		1	3	2				7
Congenital Malformations, etc.		2	4		2	3	2	2	3	2	2
Sudden Infant Death Syndrome											1
Symptoms, Signs and Lab. Findings			2	1	3	3				1	4
All Other Diseases	27	68	74	29	74	228	25	48	49	41	153
Motor Vehicle Accidents	4	9	10	8	5	11	5	5	9	9	11
All Accidents (except motor vehicle)	5	15	20	4	11	23	3	8	7	8	28
Intentional Self-Harm (Suicide)	2	6	10	4	8	15	1	5	1		13
Assault (Homicide)	1	2		1		1		1			1
All Other External Causes					1	2					

Cause of Death

Table 20. Deaths by Underlying Cause of Death and County of Residence, Wisconsin 2006

	Washburn	Washington	Waukesha	Waupaca	Waushara	Winnebago	Wood
Total Deaths, All Causes	179	874	2,914	714	246	1,321	714
Male	87	440	1,360	408	120	619	335
Female	92	434	1,554	306	126	702	379
Tuberculosis			1				
Human Immunodeficiency Virus		1	3				
Malignant Neoplasms	43	243	751	146	67	357	161
Stomach		3	17	1	1	3	4
Colon, Rectum, Anus	5	20	62	9	2	35	14
Pancreas	3	10	52	9	5	24	14
Trachea, Bronchus and Lung	13	60	190	40	21	115	56
Breast		19	56	10	6	26	8
Cervix Uteri, Corpus Uteri, Ovary	3	11	35	9	6	12	4
Prostate	3	12	35	4	1	14	5
Urinary Tract	3	16	48	10	4	18	2
Non-Hodgkin's Lymphoma	1	11	37	6	3	15	5
Leukemia	1	7	40	11	5	14	4
Other Malignant Neoplasms	11	74	179	37	13	81	45
Diabetes Mellitus	6	35	58	8	3	48	13
Alzheimer's Disease	2	32	102	30	4	46	37
Major Cardiovascular Diseases	67	276	930	268	95	398	240
Diseases of the Heart	50	185	680	194	76	304	181
Hyp. Heart Dis. w/wo Renal Dis.	3	2	21	5		22	3
Ischemic Heart Disease	35	114	434	129	52	173	115
Other Diseases of the Heart	12	69	225	60	24	109	63
Hypertension/Hypertens. Renal Dis.	1	14	30	8		8	2
Cerebrovascular Diseases	15	61	178	49	17	65	38
Atherosclerosis		3	6	14		2	6
Other Diseases of Circulatory System	1	13	36	3	2	19	13
Influenza and Pneumonia	3	9	58	26		25	14
Chronic Lower Respiratory Diseases	7	32	137	50	8	72	48
Peptic Ulcer		1	4	2		3	
Chronic Liver Disease and Cirrhosis		10	27	3	3	12	5
Nephritis/Nephrotic Syn./Nephrosis	5	15	52	14	11	24	21
Pregnancy, Childbirth and Puerperium							1
Certain Conditions Orig. in Perinatal Per.		2	13	4		5	1
Congenital Malformations, etc.	1	2	7	3	3	7	2
Sudden Infant Death Syndrome							1
Symptoms, Signs and Lab. Findings		1	5			1	1
All Other Diseases	32	152	532	125	35	235	123
Motor Vehicle Accidents	12	16	31	14	8	20	15
All Accidents (except motor vehicle)	1	30	152	17	5	40	16
Intentional Self-Harm (Suicide)		13	36	4	4	22	13
Assault (Homicide)		3	6			4	1
All Other External Causes		1	9			2	1

Source: Bureau of Health Information and Policy, Division of Public Health, Department of Health and Family Services. For the ICD-10 codes used for cause-of-death groupings, see Technical Notes, page 79. The total includes one record for which county of residence was unknown.

Cause of Death

Table 21. Deaths by Specific Underlying Cause, Wisconsin 2006

Underlying Cause of Death	Total	Male	Female
Total Deaths From All Causes	46,051	22,221	23,830
I. Certain Infectious and Parasitic Diseases (A00-B99)	741	356	385
Intestinal Infectious Diseases (A00-A09)	78	33	45
A04 Other Bacterial Intestinal Infections	67	29	38
A08 Viral and Other Specified Intestinal Infections	7	2	5
A09 Diarrhea and Gastroenteritis of Presumed Infectious Origin	4	2	2
Tuberculosis (A15-A19)	9	3	6
A16 Respiratory Tuberculosis, Not Confirmed Bacteriologically or Histologically	5	2	3
A18 Tuberculosis of Other Organs	2	1	1
A19 Miliary Tuberculosis	2		2
Certain Zoonotic Bacterial Diseases (A20-A28)	1		1
A28 Other Zoonotic Bacterial Diseases, Not Elsewhere Classified	1		1
Other Bacterial Diseases (A30-A49)	457	196	261
A31 Infection Due to Other Mycobacteria	8	2	6
A32 Listeriosis	1	1	
A39 Meningococcal Infection	2		2
A40 Streptococcal Septicemia	10	4	6
A41 Other Septicemia	415	179	236
A43 Nocardiosis	2	1	1
A48 Other Bacterial Diseases, Not Elsewhere Classified	4	2	2
A49 Bacterial Infection of Unspecified Site	15	7	8
Viral Infections of the Central Nervous System (A80-A89)	6	1	5
A81 Atypical Virus Infections of Central Nervous System	3		3
A86 Unspecified Viral Encephalitis	3	1	2
Viral Infections Characterized by Skin/Mucous Membrane Lesions (B00-B09)	12	4	8
B00 Herpesviral (Herpes Simplex) Infections	3	2	1
B01 Varicella (Chickenpox)	1	1	
B02 Zoster (Herpes Zoster)	8	1	7
Viral Hepatitis (B15-B19)	42	27	15
B15 Acute Hepatitis A	1		1
B16 Acute Hepatitis B	6	4	2
B18 Chronic Viral Hepatitis	34	23	11
B19 Unspecified Viral Hepatitis	1		1
Human Immunodeficiency Virus (HIV) Disease (B20-B24)	51	40	11
B20 HIV Disease Resulting in Infectious and Parasitic Diseases	16	11	5
B21 HIV Disease Resulting in Malignant Neoplasms	4	4	
B22 HIV Disease Resulting in Other Specified Diseases	5	4	1
B23 HIV Disease Resulting in Other Conditions	12	11	1
B24 Unspecified HIV Disease	14	10	4
Other Viral Diseases (B25-B34)	10	6	4
B33 Other Viral Diseases, Not Elsewhere Classified	2	1	1
B34 Viral Infection of Unspecified Site	8	5	3

Cause of Death

Underlying Cause of Death	Total	Male	Female
Mycoses (B35-B49)	25	14	11
B37 Candidiasis	4		4
B39 Histoplasmosis	2	1	1
B40 Blastomycosis	9	5	4
B44 Aspergillosis	4	3	1
B45 Cryptococcosis	2	2	
B49 Unspecified Mycosis	4	3	1
Protozoal Diseases (B50-B64)	5	4	1
B59 Pneumocystosis	5	4	1
Sequelae of Infectious and Parasitic Diseases (B90-B94)	43	26	17
B91 Sequelae of Poliomyelitis	11	8	3
B94 Sequelae of Other and Unspecified Infectious and Parasitic Diseases	32	18	14
Other Infectious Diseases (B99)	2	2	
B99 Other and Unspecified Infectious Diseases	2	2	
II. Neoplasms (C00-D48)	11,266	5,735	5,531
Malignant Neoplasms of Lip, Oral Cavity and Pharynx (C00-C14)	138	82	56
C00 Lip	1	1	
C01 Base of Tongue	1	1	
C02 Other and Unspecified Parts of Tongue	23	15	8
C03 Gum	2	1	1
C04 Floor of Mouth	2	2	
C05 Palate	4		4
C06 Other and Unspecified Parts of Mouth	29	16	13
C07 Parotid Gland	9	4	5
C08 Other and Unspecified Major Salivary Glands	5	2	3
C09 Tonsil	10	7	3
C10 Oropharynx	14	9	5
C11 Nasopharynx	11	8	3
C12 Pyriform Sinus	4	3	1
C13 Hypopharynx	6	4	2
C14 Other and Ill-Defined Sites in Lip, Oral Cavity and Pharynx	17	9	8
Malignant Neoplasms of Digestive Organs (C15-C26)	2,595	1,429	1,166
C15 Esophagus	321	260	61
C16 Stomach	187	123	64
C17 Small Intestine	23	13	10
C18 Colon	782	381	401
C19 Rectosigmoid Junction	46	25	21
C20 Rectum	138	75	63
C21 Anus and Anal Canal	14	6	8
C22 Liver and Intrahepatic Bile Ducts	282	167	115
C23 Gallbladder	52	10	42
C24 Other and Unspecified Parts of Biliary Tract	42	23	19
C25 Pancreas	682	335	347

Cause of Death

Underlying Cause of Death	Total	Male	Female
C26 Other and Ill-Defined Digestive Organs	26	11	15
Malignant Neoplasms of Respiratory and Intrathoracic Organs (C30-C39)	2,948	1,598	1,350
C31 Accessory Sinuses	11	4	7
C32 Larynx	74	58	16
C33 Trachea	2	1	1
C34 Bronchus and Lung	2,849	1,528	1,321
C37 Thymus	4	2	2
C38 Heart, Mediastinum and Pleura	7	4	3
C39 Other and Ill-Defined Sites in Respir. System and Intrathoracic Organs	1	1	
Malignant Neoplasms of Bone and Articular Cartilage (C40-C41)	22	10	12
C40 Bone and Articular Cartilage of Limbs	2	1	1
C41 Bone and Articular Cartilage of Other and Unspecified Sites	20	9	11
Melanoma and Other Malignant Neoplasms of Skin (C43-C44)	192	129	63
C43 Malignant Melanoma of Skin	152	100	52
C44 Other Malignant Neoplasms of Skin	40	29	11
Malignant Neoplasms of Mesothelial and Soft Tissue (C45-C49)	178	101	77
C45 Mesothelioma	78	65	13
C47 Peripheral Nerves and Autonomic Nervous System	2	1	1
C48 Retroperitoneum and Peritoneum	26	2	24
C49 Other Connective and Soft Tissue	72	33	39
Malignant Neoplasm of Breast (C50)	757	3	754
C50 Breast	757	3	754
Malignant Neoplasms of Female Genital Organs (C51-C58)	583		583
C51 Vulva	26		26
C52 Vagina	5		5
C53 Cervix Uteri	56		56
C54 Corpus Uteri	95		95
C55 Uterus, Part Unspecified	71		71
C56 Ovary	326		326
C57 Other and Unspecified Female Genital Organs	4		4
Malignant Neoplasms of Male Genital Organs (C60-C63)	579	579	
C60 Penis	2	2	
C61 Prostate	572	572	
C62 Testis	3	3	
C63 Other and Unspecified Male Genital Organs	2	2	
Malignant Neoplasms of Urinary Tract (C64-C68)	622	401	221
C64 Kidney, Except Renal Pelvis	274	175	99
C65 Renal Pelvis	5	2	3
C66 Ureter	10	3	7
C67 Bladder	314	208	106
C68 Other and Unspecified Urinary Organs	19	13	6
Malignant Neoplasms of Eye/Brain/Oth. Parts/Central Nervous Sys. (C69-C72)	274	142	132
C69 Eye and Adnexa	3		3

Cause of Death

Underlying Cause of Death	Total	Male	Female
C70 Meninges	2	1	1
C71 Brain	265	138	127
C72 Spinal Cord, Cranial Nerves and Other Parts of Central Nervous System	4	3	1
Malignant Neoplasms of Thyroid and Other Endocrine Glands (C73-C75)	46	20	26
C73 Thyroid Gland	34	11	23
C74 Adrenal Gland	8	6	2
C75 Other Endocrine Glands and Related Structures	4	3	1
Malignant Neoplasms of Ill-Defined, Secondary and Unspecified Sites (C76-C80)	664	348	316
C76 Other and Ill-Defined Sites	34	14	20
C78 Secondary Malignant Neoplasm of Respiratory and Digestive Organs	42	18	24
C79 Secondary Malignant Neoplasm of Other Sites	72	44	28
C80 Malignant Neoplasm Without Specification of Site	516	272	244
Malignant Neoplasms of Lymphoid, Hematopoietic and Related Tissue (C81-C96)	1,215	672	543
C81 Hodgkins Disease	32	17	15
C82 Follicular (Nodular) Non-Hodgkins Lymphoma	10	5	5
C83 Diffuse Non-Hodgkins Lymphoma	74	46	28
C84 Peripheral and Cutaneous T-Cell Lymphomas	21	16	5
C85 Other and Unspecified Types of Non-Hodgkins Lymphoma	350	171	179
C88 Malignant Immunoproliferative Diseases	15	9	6
C90 Multiple Myeloma and Malignant Plasma Cell Neoplasms	219	119	100
C91 Lymphoid Leukemia	133	90	43
C92 Myeloid Leukemia	247	139	108
C93 Monocytic Leukemia	5	3	2
C94 Other Leukemias of Specified Cell Type	1	1	
C95 Leukemia of Unspecified Cell Type	106	54	52
C96 Other/Unspecified Malignant Neoplasms Lymphoid, Hematopoietic and Related Tissue	2	2	
Malignant Neoplasms of Independent (Primary) Multiple Sites (C97)	94	47	47
C97 Independent (Primary) Multiple Sites	94	47	47
In Situ Neoplasms (D00-D09)	2	1	1
D00 Carcinoma in Situ of Oral Cavity, Esophagus and Stomach	1	1	
D05 Carcinoma in Situ of Breast	1		1
Benign Neoplasms (D10-D36)	40	14	26
D11 Major Salivary Glands	1		1
D12 Colon, Rectum, Anus and Anal Canal	2	1	1
D13 Other and Ill-Defined Parts of Digestive System	4	1	3
D30 Urinary Organs	1	1	
D32 Meninges	26	8	18
D33 Brain and Other Parts of Central Nervous System	2	1	1
D35 Other and Unspecified Endocrine Glands	3	2	1
D36 Other and Unspecified Sites	1		1
Neoplasms of Uncertain Or Unknown Behavior (D37-D48)	317	159	158
D37 Oral Cavity and Digestive Organs	15	7	8

Cause of Death

Underlying Cause of Death	Total	Male	Female
D38 Middle Ear and Respiratory and Intrathoracic Organs	13	8	5
D39 Female Genital Organs	1		1
D40 Male Genital Organs	1	1	
D41 Urinary Organs	6	2	4
D42 Meninges	1		1
D43 Brain and Central Nervous System	71	38	33
D44 Endocrine Glands	4	3	1
D45 Polycythemia Vera	6	1	5
D46 Myelodysplastic Syndromes	128	68	60
D47 Other Neoplasms Uncertain/Unknown Behav. Lymphoid, Hematopoietic/Related Tissue	47	20	27
D48 Other and Unspecified Sites	24	11	13
III. Diseases of Blood and Blood-Forming Organs and Certain Disorders Involving the Immune Mechanisms (D50-D89)	152	66	86
Nutritional Anemias (D50-D53)	4	1	3
D50 Iron Deficiency Anemia	3		3
D51 Vitamin B12 Deficiency Anemia	1	1	
Hemolytic Anemias (D55-D59)	14	5	9
D57 Sickle-Cell Disorders	6	2	4
D58 Other Hereditary Hemolytic Anemias	2	1	1
D59 Acquired Hemolytic Anemia	6	2	4
Aplastic and Other Anemias (D60-D64)	57	28	29
D60 Acquired Pure Red Cell Aplasia (Erythroblastopenia)	1		1
D61 Other Aplastic Anemias	25	18	7
D64 Other Anemias	31	10	21
Coagulation Defects, Purpura and Other Hemorrhagic Conditions (D65-D69)	41	18	23
D65 Disseminated Intravascular Coagulation (Defibrination Syndrome)	7	4	3
D66 Hereditary Factor VIII Deficiency	1	1	
D68 Other Coagulation Defects	17	6	11
D69 Purpura and Other Hemorrhagic Conditions	16	7	9
Other Diseases of Blood and Blood-Forming Organs (D70-D77)	14	6	8
D70 Agranulocytosis	4	2	2
D72 Other Disorders of White Blood Cells	2	1	1
D75 Other Diseases of Blood and Blood-Forming Organs	5	2	3
D76 Certain Diseases Involving Lymphoreticular Tissue/Reticulohistiocytic System	3	1	2
Certain Disorders Involving the Immune Mechanism (D80-D89)	22	8	14
D81 Combined Immunodeficiencies	1		1
D82 Immunodeficiency Associated with Other Major Defects	1	1	
D83 Common Variable Immunodeficiency	1		1
D84 Other Immunodeficiencies	6	2	4
D86 Sarcoidosis	9	4	5
D89 Other Disorders Involving Immune Mechanism, Not Elsewhere Classified	4	1	3

Cause of Death

Underlying Cause of Death	Total	Male	Female
IV. Endocrine, Nutritional and Metabolic Disease (E00-E90)	1,705	802	903
Disorder of Thyroid Gland (E00-E07)	38	7	31
E03 Other Hypothyroidism	24	6	18
E04 Other Nontoxic Goitre	3		3
E05 Thyrotoxicosis (Hyperthyroidism)	10		10
E06 Thyroiditis	1	1	
Diabetes Mellitus (E10-E14)	1,209	581	628
E10 Insulin-Dependent Diabetes Mellitus	110	56	54
E11 Non-Insulin-Dependent Diabetes Mellitus	318	143	175
E14 Unspecified Diabetes Mellitus	781	382	399
Other Disorders of Glucose Regulation/Pancreatic Internal Secretion (E15-E16)	5	1	4
E16 Other Disorders of Pancreatic Internal Secretion	5	1	4
Disorders of Other Endocrine Glands (E20-E35)	18	7	11
E21 Hyperparathyroidism and Other Disorders of Parathyroid Gland	3		3
E22 Hyperfunction of Pituitary Gland	1	1	
E23 Hypofunction and Other Disorders of Pituitary Gland	3	1	2
E27 Other Disorders of Adrenal Gland	7	2	5
E34 Other Endocrine Disorders	4	3	1
Malnutrition (E40-E46)	49	14	35
E43 Unspecified Severe Protein-Energy Malnutrition	6	3	3
E45 Retarded Development Following Protein-Energy Malnutrition	1		1
E46 Unspecified Protein-Energy Malnutrition	42	11	31
Other Nutritional Deficiencies (E50-E64)	5	2	3
E51 Thiamine Deficiency	1	1	
E53 Deficiency of Other B Group Vitamins	3	1	2
E63 Other Nutritional Deficiencies	1		1
Obesity and Other Hyperalimentation (E65-E68)	80	41	39
E66 Obesity	80	41	39
Metabolic Disorders (E70-E90)	301	149	152
E71 Dis. of Branched-Chain Amino-Acid Metabolism & Fatty-Acid Metabolism	1		1
E72 Other Disorders of Amino-Acid Metabolism	1		1
E74 Other Disorders of Carbohydrate Metabolism	2	2	
E75 Disorders of Sphingolipid Metabolism and Other Lipid Storage Disorders	7	4	3
E78 Disorders of Lipoprotein Metabolism and Other Lipidemias	113	66	47
E83 Disorders of Mineral Metabolism	6	1	5
E84 Cystic Fibrosis	6	4	2
E85 Amyloidosis	29	20	9
E86 Volume Depletion	78	25	53
E87 Other Disorders of Fluid, Electrolyte and Acid-Base Balance	38	13	25
E88 Other Metabolic Disorders	20	14	6
V. Mental and Behavioral Disorders (F00-F99)	2,511	826	1,685
Organic, Including Symptomatic, Mental Disorders (F00-F09)	2,228	655	1,573
F01 Vascular Dementia	221	70	151

Cause of Death

Underlying Cause of Death	Total	Male	Female
F03 Unspecified Dementia	1,958	562	1,396
F05 Delirium, Not Induced By Alcohol/Other Psychoactive Substances	12	8	4
F06 Other Mental Disorders Due To Brain Damage and Dysfunction and to Physical Disease	37	15	22
Mental and Behavior Disorders Due to Psychoactive Substance Abuse (F10-F19)	207	150	57
F10 Use of Alcohol	151	119	32
F11 Use of Opioids	3	2	1
F14 Use of Cocaine	15	9	6
F15 Use of Other Stimulants	1	1	
F17 Use of Tobacco	29	14	15
F19 Multiple Drug Use and Use of Other Psychoactive Substances	8	5	3
Schizophrenia, Schizotypal and Delusional Disorders (F20-F29)	15	5	10
F20 Schizophrenia	14	5	9
F25 Schizoaffective Disorders	1		1
Mood (Affective) Disorders (F30-F39)	34	9	25
F31 Bipolar Affective Disorder	2	1	1
F32 Depressive Episodes	32	8	24
Neurotic, Stress-Related and Somatoform Disorders (F40-F48)	2		2
F43 Reaction to Severe Stress and Adjustment Disorders	1		1
F48 Other Neurotic Disorders	1		1
Behavior Syndromes Associated With Physiological Disturbances/Physical Factors (F50-F59)	11		11
F50 Eating Disorders	10		10
F52 Sexual Dysfunction, Not Caused by Organic Disorder or Disease	1		1
Mental Retardation (F70-F79)	13	6	7
F70 Mild Mental Retardation	1	1	
F72 Severe Mental Retardation	5	2	3
F73 Profound Mental Retardation	2	2	
F79 Unspecified Mental Retardation	5	1	4
Disorders of Psychological Development (F80-F89)	1	1	
F81 Specific Developmental Disorders of Scholastic Skills	1	1	
VI. Diseases of the Nervous System (G00-G99)	2,680	1,028	1,652
Inflammatory Diseases of the Central Nervous System (G00-G09)	24	17	7
G00 Bacterial Meningitis, Not Elsewhere Classified	5	2	3
G03 Meningitis Due to Other and Unspecified Causes	3	3	
G04 Encephalitis, Myelitis and Encephalomyelitis	4	3	1
G06 Intracranial and Intraspinial Abscess and Granuloma	8	6	2
G08 Intracranial and Intraspinial Phlebitis and Thrombophlebitis	1	1	
G09 Sequelae of Inflammatory Diseases of Central Nervous System	3	2	1
Systemic Atrophies Primarily Affecting Central Nervous System (G10-G13)	148	78	70
G10 Huntingtons Disease	19	9	10
G11 Hereditary Ataxia	4	1	3
G12 Spinal Muscular Atrophy and Related Syndromes	125	68	57

Cause of Death

Underlying Cause of Death	Total	Male	Female
Extrapyramidal and Movement Disorders (G20-G26)	450	259	191
G20 Parkinsons Disease	440	253	187
G21 Secondary Parkinsonism	4	3	1
G23 Other Degenerative Diseases of the Basal Ganglia	3	2	1
G24 Dystonia	1		1
G25 Other Extrapyramidal and Movement Disorders	2	1	1
Other Degenerative Diseases of the Nervous System (G30-G32)	1,661	481	1,180
G30 Alzheimers Disease	1,593	442	1,151
G31 Other Degenerative Diseases of Nervous System, Not Elsewhere Classified	68	39	29
Demyelinating Diseases of the Central Nervous System (G35-G37)	94	30	64
G35 Multiple Sclerosis	92	29	63
G37 Other Demyelinating Diseases of Central Nervous System	2	1	1
Episodic and Paroxysmal Disorders (G40-G47)	44	23	21
G40 Epilepsy	16	5	11
G41 Status Epilepticus	13	8	5
G45 Transient Cerebral Ischemic Attacks and Related Syndromes	1	1	
G47 Sleep Disorders	14	9	5
Nerve, Nerve Root and Plexus Disorders (G50-G59)	1		1
G54 Nerve Root and Plexus Disorders	1		1
Polyneuropathies and Oth Disorders of Peripheral Nervous System (G60-G64)	14	10	4
G60 Hereditary and Idiopathic Neuropathy	3	3	
G61 Inflammatory Polyneuropathy	1	1	
G62 Other Polyneuropathies	10	6	4
Diseases of Myoneural Junction and Muscle (G70-G73)	46	27	19
G70 Myasthenia Gravis and Other Myoneural Disorders	13	9	4
G71 Primary Disorders of Muscles	29	16	13
G72 Other Myopathies	4	2	2
Cerebral Palsy and Other Paralytic Syndromes (G80-G83)	45	26	19
G80 Infantile Cerebral Palsy	29	14	15
G82 Paraplegia and Tetraplegia	16	12	4
Other Disorders of the Nervous System (G90-G99)	153	77	76
G90 Disorders of Autonomic Nervous System	9	3	6
G91 Hydrocephalus	18	11	7
G92 Toxic Encephalopathy	2		2
G93 Other Disorders of Brain	112	58	54
G95 Other Diseases of Spinal Cord	9	4	5
G96 Other Disorders of Central Nervous System	1	1	
G98 Other Disorders of Nervous System, Not Elsewhere Classified	2		2
VII. Diseases of the Eye and Adnexa (H00-H59)	2	1	1
Disorders of Eyelid, Lacrimal System and Orbit (H00-H06)	1	1	
H05 Disorders of Orbit	1	1	
Visual Disturbances and Blindness (H53-H54)	1		1
H54 Blindness and Low Vision	1		1

Cause of Death

Underlying Cause of Death	Total	Male	Female
VIII. Diseases of the Ear and Mastoid Process (H60-H95)	1		1
Diseases of External Ear (H60-H62)	1		1
H60 Otitis Externa	1		1
IX. Diseases of the Circulatory System (I00-I99)	15,337	7,266	8,071
Acute Rheumatic Fever (I00-I02)	2	1	1
I00 Rheumatic Fever Without Mention of Heart Involvement	1		1
I01 Rheumatic Fever With Heart Involvement	1	1	
Chronic Rheumatic Heart Diseases (I05-I09)	81	19	62
I05 Rheumatic Mitral Valve Diseases	40	10	30
I06 Rheumatic Aortic Valve Diseases	1		1
I07 Rheumatic Tricuspid Valve Diseases	6	1	5
I08 Multiple Valve Diseases	23	6	17
I09 Other Rheumatic Heart Diseases	11	2	9
Hypertensive Diseases (I10-I15)	856	301	555
I10 Essential (Primary) Hypertension	215	62	153
I11 Hypertensive Heart Disease	415	149	266
I12 Hypertensive Renal Disease	183	69	114
I13 Hypertensive Heart and Renal Disease	43	21	22
Ischemic Heart Diseases (I20-I25)	7,168	3,928	3,240
I20 Angina Pectoris	2		2
I21 Acute Myocardial Infarction	2,924	1,646	1,278
I22 Subsequent Myocardial Infarction	2	1	1
I24 Other Acute Ischemic Heart Diseases	41	18	23
I25 Chronic Ischemic Heart Disease	4,199	2,263	1,936
Pulmonary Heart Disease and Diseases of Pulmonary Circulation (I26-I28)	289	114	175
I26 Pulmonary Embolism	158	63	95
I27 Other Pulmonary Heart Diseases	128	48	80
I28 Other Diseases of Pulmonary Vessels	3	3	
Other Forms of Heart Disease (I30-I52)	3,430	1,483	1,947
I31 Other Diseases of Pericardium	11	8	3
I33 Acute and Subacute Endocarditis	18	10	8
I34 Nonrheumatic Mitral Valve Disorders	60	22	38
I35 Nonrheumatic Aortic Valve Disorders	360	147	213
I38 Endocarditis, Valve Unspecified	127	36	91
I40 Acute Myocarditis	5	1	4
I42 Cardiomyopathy	491	251	240
I44 Atrioventricular and Left-Bundle-Branch Block	17	5	12
I45 Other Conduction Disorders	8	6	2
I46 Cardiac Arrest	28	16	12
I47 Paroxysmal Tachycardia	7	1	6
I48 Atrial Fibrillation and Flutter	278	105	173
I49 Other Cardiac Arrhythmias	337	159	178
I50 Heart Failure	1,522	629	893
I51 Complications and Ill-Defined Descriptions of Heart Disease	161	87	74

Cause of Death

Underlying Cause of Death	Total	Male	Female
Cerebrovascular Diseases (I60-I69)	2,821	1,103	1,718
I60 Subarachnoid Hemorrhage	93	24	69
I61 Intracerebral Hemorrhage	334	146	188
I62 Other Nontraumatic Intracranial Hemorrhage	164	78	86
I63 Cerebral Infarction	132	62	70
I64 Stroke, Not Specified as Hemorrhage or Infarction	1,525	552	973
I67 Other Cerebrovascular Diseases	113	36	77
I69 Sequelae of Cerebrovascular Disease	460	205	255
Diseases of Arteries, Arterioles and Capillaries (I70-I79)	629	284	345
I70 Atherosclerosis	115	42	73
I71 Aortic Aneurysm and Dissection	276	151	125
I72 Other Aneurysm	20	7	13
I73 Other Peripheral Vascular Diseases	188	72	116
I74 Arterial Embolism and Thrombosis	15	5	10
I77 Other Disorders of Arteries and Arterioles	14	7	7
I78 Diseases of Capillaries	1		1
Diseases of Veins, Lymphatic Vessels and Lymph Nodes, Not Elsewhere Classified (I80-I89)	50	27	23
I80 Phlebitis and Thrombophlebitis	30	15	15
I81 Portal Vein Thrombosis	2	1	1
I82 Other Venous Embolism and Thrombosis	2	1	1
I83 Varicose Veins of Lower Extremities	4	1	3
I85 Esophageal Varices	6	4	2
I87 Other Disorders of Veins	5	4	1
I89 Other Noninfective Disorders of Lymphatic Vessels and Lymph Nodes	1	1	
Other and Unspecified Disorders of Circulatory System (I95-I99)	11	6	5
I95 Hypotension	7	4	3
I99 Other and Unspecified Disorders of Circulatory System	4	2	2
X. Diseases of the Respiratory System (J00-J99)	4,205	2,072	2,133
Acute Upper Respiratory Infections (J00-J06)	3	1	2
J04 Acute Laryngitis and Tracheitis	1	1	
J05 Acute Obstructive Laryngitis (Croup) and Epiglottitis	1		1
J06 Acute Upper Respiratory Infections of Multiple or Unspecified Sites	1		1
Influenza and Pneumonia (J10-J18)	1,010	470	540
J10 Influenza Due to Identified Influenza Virus	11	8	3
J11 Influenza, Virus Not Identified	23	12	11
J12 Viral Pneumonia, Not Elsewhere Classified	2	1	1
J13 Pneumonia Due to Streptococcus Pneumonia	9	5	4
J15 Bacterial Pneumonia, Not Elsewhere Classified	46	22	24
J18 Pneumonia, Organism Unspecified	919	422	497
Other Acute Lower Respiratory Infections (J20-J22)	6	3	3
J20 Acute Bronchitis	2	2	
J21 Acute Bronchiolitis	1		1
J22 Unspecified Acute Lower Respiratory Infection	3	1	2

Cause of Death

Underlying Cause of Death	Total	Male	Female
Other Diseases of Upper Respiratory Tract (J30-J39)	9	7	2
J38 Diseases of Vocal Cords and Larynx, Not Elsewhere Classified	2	2	
J39 Other Diseases of Upper Respiratory Tract	7	5	2
Chronic Lower Respiratory Diseases (J40-J47)	2,354	1,139	1,215
J40 Bronchitis, Not Specified as Acute or Chronic	7	2	5
J42 Unspecified Chronic Bronchitis	6	2	4
J43 Emphysema	217	118	99
J44 Other Chronic Obstructive Pulmonary Disease	2,045	993	1,052
J45 Asthma	62	20	42
J46 Status Asthmaticus	3	1	2
J47 Bronchiectasis	14	3	11
Lung Diseases Due to External Agents (J60-J70)	375	226	149
J61 Pneumoconiosis Due to Asbestos and Other Mineral Fibers	7	6	1
J62 Pneumoconiosis Due to Dust Containing Silica	5	5	
J64 Unspecified Pneumoconiosis	1	1	
J67 Hypersensitivity Pneumonitis Due to Organic Dust	6	3	3
J68 Respiratory Conditions Due to Inhalation of Chemicals, Gases, Fumes and Vapor	1	1	
J69 Pneumonitis Due to Solids and Liquids	354	210	144
J70 Respiratory Conditions Due to Other External Agents	1		1
Other Respiratory Diseases Principally Affecting the Interstitium (J80-J84)	344	184	160
J80 Adult Respiratory Distress Syndrome	19	8	11
J81 Pulmonary Edema	12	5	7
J82 Pulmonary Eosinophilia, Not Elsewhere Classified	6	3	3
J84 Other Interstitial Pulmonary Diseases	307	168	139
Suppurative and Necrotic Conditions of Lower Respiratory Tract (J85-J86)	11	5	6
J85 Abscess of Lung and Mediastinum	1	1	
J86 Pyothorax	10	4	6
Other Diseases of Pleura (J90-J94)	19	5	14
J90 Pleural Effusion, Not Elsewhere Classified	16	4	12
J93 Pneumothorax	2		2
J94 Other Pleural Conditions	1	1	
Other Diseases of the Respiratory System (J95-J99)	74	32	42
J96 Respiratory Failure, Not Elsewhere Classified	11	4	7
J98 Other Respiratory Disorders	63	28	35
XI. Diseases of the Digestive System (K00-K93)	1,724	841	883
Diseases of Oral Cavity, Salivary Glands and Jaws (K00-K14)	4	1	3
K04 Diseases of Pulp and Periapical Tissues	1		1
K05 Gingivitis and Periodontal Diseases	1	1	
K06 Other Disorders of Gingiva and Edentulous Alveolar Ridge	1		1
K12 Stomatitis and Related Lesions	1		1
Diseases of Esophagus, Stomach and Duodenum (K20-K31)	143	69	74
K20 Esophagitis	2		2
K21 Gastro-Esophageal Reflux Disease	11	7	4

Cause of Death

Underlying Cause of Death	Total	Male	Female
K22 Other Diseases of Esophagus	28	15	13
K25 Gastric Ulcer	21	7	14
K26 Duodenal Ulcer	35	22	13
K27 Peptic Ulcer, Site Unspecified	21	10	11
K28 Gastrojejunal Ulcer	1		1
K29 Gastritis and Duodenitis	7	4	3
K31 Other Diseases of Stomach and Duodenum	17	4	13
Diseases of Appendix (K35-K38)	12	7	5
K35 Acute Appendicitis	10	6	4
K37 Unspecified Appendicitis	2	1	1
Hernia (K40-K46)	40	9	31
K40 Inguinal Hernia	2	1	1
K41 Femoral Hernia	2		2
K42 Umbilical Hernia	3		3
K43 Ventral Hernia	8	2	6
K44 Diaphragmatic Hernia	9	1	8
K46 Unspecified Hernia of Abdominal Cavity	16	5	11
Noninfective Enteritis and Colitis (K50-K52)	78	28	50
K50 Crohns Disease (Regional Enteritis)	23	6	17
K51 Ulcerative Colitis	4	2	2
K52 Other Noninfective Gastroenteritis and Colitis	51	20	31
Other Diseases of Intestines (K55-K63)	443	170	273
K55 Vascular Disorders of Intestine	175	56	119
K56 Paralytic Ileus and Intestinal Obstruction Without Hernia	129	54	75
K57 Diverticular Disease of Intestine	66	30	36
K59 Other Functional Intestinal Disorders	13	5	8
K60 Fissure and Fistula of Anal and Rectal Regions	1		1
K61 Abscess of Anal and Rectal Regions	4	3	1
K63 Other Diseases of Intestine	55	22	33
Diseases of Peritoneum (K65-K67)	34	12	22
K65 Peritonitis	27	10	17
K66 Other Disorders of Peritoneum	7	2	5
Diseases of Liver (K70-K77)	604	379	225
K70 Alcoholic Liver Disease	239	169	70
K71 Toxic Liver Disease	1		1
K72 Hepatic Failure, Not Elsewhere Classified	71	42	29
K73 Chronic Hepatitis, Not Elsewhere Classified	1		1
K74 Fibrosis and Cirrhosis of Liver	210	120	90
K75 Other Inflammatory Liver Diseases	16	7	9
K76 Other Diseases of Liver	66	41	25
Disorders of Gallbladder, Biliary Tract and Pancreas (K80-K87)	150	68	82
K80 Cholelithiasis	25	12	13
K81 Cholecystitis	36	18	18
K82 Other Diseases of Gallbladder	2		2

Cause of Death

Underlying Cause of Death	Total	Male	Female
K83 Other Diseases of Biliary Tract	20	3	17
K85 Acute Pancreatitis	48	20	28
K86 Other Diseases of Pancreas	19	15	4
Other Diseases of the Digestive System (K90-K93)	216	98	118
K90 Intestinal Malabsorption	7	2	5
K92 Other Diseases of Digestive System	209	96	113
XII. Diseases of the Skin and Subcutaneous Tissue (L00-L99)	65	28	37
Infections of the Skin and Subcutaneous Tissue (L00-L08)	39	19	20
L00 Staphylococcal Scalded Skin Syndrome	1	1	
L02 Cutaneous Abscess, Furuncle and Carbuncle	2	1	1
L03 Cellulitis	25	13	12
L08 Other Local Infections of Skin and Subcutaneous Tissue	11	4	7
Bullous Disorders (L10-L14)	2	1	1
L10 Pemphigus	2	1	1
Urticaria and Erythema (L50-L54)	2		2
L51 Erythema Multiforme	2		2
Other Disorders of the Skin and Subcutaneous Tissue (L80-L99)	22	8	14
L89 Decubitus Ulcer	13	5	8
L97 Ulcer of Lower Limb, Not Elsewhere Classified	7	3	4
L98 Other Disorders of Skin and Subcutaneous Tissue, Not Elsewhere Classified	2		2
XIII. Diseases of the Musculoskeletal System and Connective Tissue (M00-M99)	302	85	217
Infectious Arthropathies (M00-M03)	14	7	7
M00 Pyogenic Arthritis	14	7	7
Inflammatory Polyarthropathies (M05-M14)	57	13	44
M05 Seropositive Rheumatoid Arthritis	4	4	
M06 Other Rheumatoid Arthritis	47	8	39
M10 Gout	1		1
M13 Other Arthritis	5	1	4
Arthrosis (M15-M19)	25	10	15
M16 Coxarthrosis (Arthrosis of Hip)	2	1	1
M17 Gonarthrosis (Arthrosis of Knee)	3	2	1
M19 Other Arthrosis	20	7	13
Systemic Connective Tissue Disorders (M30-M36)	66	14	52
M30 Polyarteritis Nodosa and Related Conditions	1	1	
M31 Other Necrotizing Vasculopathies	15	4	11
M32 Systemic Lupus Erythematosus	12		12
M33 Dermatopolymyositis	4	1	3
M34 Systemic Sclerosis	28	7	21
M35 Other Systemic Involvement of Connective Tissue	6	1	5
Deforming Dorsopathies (M40-M43)	11	2	9
M40 Kyphosis and Lordosis	1		1
M41 Scoliosis	8	1	7
M43 Other Deforming Dorsopathies	2	1	1

Cause of Death

Underlying Cause of Death	Total	Male	Female
Spondylopathies (M45-M49)	11	4	7
M45 Ankylosing Spondylitis	2	2	
M46 Other Inflammatory Spondylopathies	3		3
M48 Other Spondylopathies	6	2	4
Other Dorsopathies (M50-M54)	4	2	2
M51 Other Intervertebral Disc Disorders	2	1	1
M54 Dorsalgia	2	1	1
Disorders of Muscles (M60-M63)	18	14	4
M60 Myositis	4	4	
M62 Other Disorders of Muscle	14	10	4
Other Soft Tissue Disorders (M70-M79)	9	4	5
M72 Fibroblastic Disorders	5	3	2
M75 Shoulder Lesions	1	1	
M79 Other Soft Tissue Disorders, Not Elsewhere Classified	3		3
Disorders of Bone Density and Structure (M80-M85)	61	3	58
M80 Osteoporosis With Pathological Fracture	28	3	25
M81 Osteoporosis Without Pathological Fracture	22		22
M83 Adult Osteomalacia	2		2
M84 Disorders of Continuity of Bone	9		9
Other Osteopathies (M86-M90)	26	12	14
M86 Osteomyelitis	25	12	13
M89 Other Disorders of Bone	1		1
XIV. Diseases of the Genitourinary System (N00-N99)	1,295	572	723
Glomerular Diseases (N00-N08)	23	10	13
N01 Rapidly Progressive Nephritic Syndrome	1	1	
N02 Recurrent and Persistent Hematuria	1	1	
N03 Chronic Nephritic Syndrome	15	6	9
N04 Nephrotic Syndrome	3	1	2
N05 Unspecified Nephritic Syndrome	3	1	2
Renal Tubulo-Interstitial Diseases (N10-N16)	16	6	10
N11 Chronic Tubulo-Interstitial Nephritis	3	1	2
N12 Tubulo-Interstitial Nephritis, Not Specified As Acute Or Chronic	6		6
N13 Obstructive and Reflux Uropathy	6	5	1
N15 Other Renal Tubulo-Interstitial Diseases	1		1
Renal Failure (N17-N19)	913	435	478
N17 Acute Renal Failure	151	69	82
N18 Chronic Renal Failure	375	168	207
N19 Unspecified Renal Failure	387	198	189
Urolithiasis (N20-N23)	6	3	3
N20 Calculus of Kidney and Ureter	5	2	3
N21 Calculus of Lower Urinary Tract	1	1	
Other Disorders of Kidney and Ureter (N25-N29)	32	12	20
N26 Unspecified Contracted Kidney	1	1	

Cause of Death

Underlying Cause of Death	Total	Male	Female
N28 Other Disorders of Kidney and Ureter, Not Elsewhere Classified	31	11	20
Other Diseases of Urinary System (N30-N39)	282	90	192
N30 Cystitis	1		1
N31 Neuromuscular Dysfunction of Bladder, Not Elsewhere Classified	7	4	3
N32 Other Disorders of Bladder	6	4	2
N39 Other Disorders of Urinary Tract	268	82	186
Diseases of Male Genital Organs (N40-N51)	16	16	
N40 Hyperplasia of Prostate	14	14	
N49 Inflammatory Disorders of Male Genital Organs, Not Elsewhere Classified	2	2	
Inflammatory Diseases of Female Pelvic Organs (N70-N77)	1		1
N76 Other Inflammation of Vagina and Vulva	1		1
Noninflammatory Disorders of Female Genital Tract (N80-N98)	6		6
N81 Female Genital Prolapse	1		1
N82 Fistulae Involving Female Genital Tract	2		2
N83 Noninflammatory Disorders of Ovary/Fallopian Tube/Broad Ligament	2		2
N93 Other Abnormal Uterine and Vaginal Bleeding	1		1
XV. Pregnancy, Childbirth and the Puerperium (O00-O99)	15		15
Other Maternal Disorders Predominantly Related to Pregnancy (O20-O29)	2		2
O22 Venous Complications in Pregnancy	1		1
O26 Maternal Care For Other Conditions Predominantly Related to Pregnancy	1		1
Maternal Care Related to Fetus and Amniotic Cavity and Possible Delivery Problems (O30-O48)	1		1
O42 Premature Rupture of Membranes	1		1
Complications of Labor and Delivery (O60-O75)	1		1
O75 Other Complications of Labor and Delivery, Not Elsewhere Classified	1		1
Complications Predominantly Related to the Puerperium (O85-O92)	5		5
O85 Puerperal Sepsis	1		1
O88 Obstetric Embolism	1		1
O90 Complications of the Puerperium, Not Elsewhere Classified	3		3
Other Obstetric Conditions, Not Elsewhere Classified (O95-O99)	6		6
O95 Obstetric Death of Unspecified Cause	1		1
O96 Death From Any Obstetric Cause Occurring More Than 42 Days But Less Than 1 Year After Delivery	1		1
O97 Death From Sequelae of Direct Obstetric Causes	1		1
O99 Other Maternal Diseases Classifiable Elsewhere But Complicating Pregnancy, Childbirth and the Puerperium	3		3
XVI. Certain Conditions Originating in the Perinatal Period (P00-P96)	238	129	109
Fetus and Newborn Affected By Maternal Factors & Complications of Pregnancy, Labor & Delivery (P00-P04)	56	29	27
P01 Fetus and Newborn Affected By Maternal Complications of Pregnancy	32	19	13
P02 Fetus and Newborn Affected By Complications of Placenta, Cord and Membrane	21	8	13
P03 Fetus and Newborn Affected By Other Complications of Labor and Delivery	2	1	1
P04 Fetus and Newborn Affected by Noxious Influence Transmitted Via Placenta/Breast Milk	1	1	

Cause of Death

Underlying Cause of Death	Total	Male	Female
Disorders Related to Length of Gestation and Fetal Growth (P05-P08)	102	51	51
P05 Slow Fetal Growth and Fetal Malnutrition	1		1
P07 Disorders Related to Short Gestation and Low Birthweight, Not Elsewhere Classified	101	51	50
Respiratory and Cardiovascular Disorders Specific to the Perinatal Period (P20-P29)	40	27	13
P21 Birth Asphyxia	4	4	
P22 Respiratory Distress of Newborn	11	9	2
P23 Congenital Pneumonia	3	1	2
P24 Neonatal Aspiration Syndromes	1	1	
P25 Interstitial Emphysema and Related Conditions Originating in Perinatal Period	1	1	
P26 Pulmonary Hemorrhage Originating in the Perinatal Period	4	2	2
P27 Chronic Respiratory Disease Originating in the Perinatal Period	3		3
P28 Other Respiratory Conditions Originating in the Perinatal Period	9	6	3
P29 Cardiovascular Disorders Originating in the Perinatal Period	4	3	1
Infections Specific to Perinatal Period (P35-P39)	15	7	8
P36 Bacterial Sepsis of Newborn	14	7	7
P39 Other Infections Specific to the Perinatal Period	1		1
Hemorrhagic and Hematological Disorders of Fetus and Newborn (P50-P61)	10	5	5
P52 Intracranial Nontraumatic Hemorrhage of Fetus and Newborn	9	5	4
P61 Other Perinatal Hematological Disorders	1		1
Digestive System Disorders of Fetus and Newborn (P75-P78)	6	4	2
P77 Necrotizing Enterocolitis of Fetus and Newborn	5	4	1
P78 Other Perinatal Digestive System Disorders	1		1
Conditions Involving the Integument and Temperature Regulation of Fetus and Newborn (P80-P83)	3	2	1
P83 Other Conditions of Integument Specific to Fetus and Newborn	3	2	1
Other Disorders Originating In Perinatal Period (P90-P96)	6	4	2
P90 Convulsions of Newborn	1	1	
P91 Other Disturbances of Cerebral Status of Newborn	3	3	
P96 Other Conditions Originating In the Perinatal Period	2		2
XVII. Congenital Malformations, Deformations and Chromosomal Abnormalities (Q00-Q99)	196	111	85
Congenital Malformations of the Nervous System (Q00-Q07)	25	13	12
Q00 Anencephaly and Similar Malformations	9	4	5
Q01 Encephalocele	1	1	
Q04 Other Congenital Malformations of Brain	10	5	5
Q05 Spina Bifada	3	2	1
Q07 Other Congenital Malformations of Nervous System	2	1	1
Congenital Malformations of the Circulatory System (Q20-Q28)	70	48	22
Q20 Congenital Malformations of Cardiac Chambers and Connections	4	3	1
Q21 Congenital Malformations of Cardiac Septa	19	13	6
Q22 Congenital Malformations of Pulmonary and Tricuspid Valves	3	1	2
Q23 Congenital Malformations of Aortic and Mitral Valves	9	5	4

Cause of Death

Underlying Cause of Death	Total	Male	Female
Q24 Other Congenital Malformations of the Heart	28	21	7
Q25 Congenital Malformations of Great Arteries	3	3	
Q27 Other Congenital Malformations of Peripheral Vascular System	3	2	1
Q28 Other Congenital Malformations of Circulatory System	1		1
Congenital Malformations of the Respiratory System (Q30-Q34)	7	5	2
Q32 Congenital Malformations of Trachea and Bronchus	1		1
Q33 Congenital Malformations of Lung	6	5	1
Other Congenital Malformations of the Digestive System (Q38-Q45)	3	1	2
Q43 Other Congenital Malformations of Intestine	3	1	2
Congenital Malformations of the Urinary System (Q60-Q64)	13	4	9
Q60 Renal Agenesis and Other Reduction Defects of Kidney	2		2
Q61 Cystic Kidney Disease	11	4	7
Congenital Malformations and Deformations of the Musculoskeletal System (Q65-Q79)	11	7	4
Q75 Other Congenital Malformations of Skull and Face Bones	1	1	
Q77 Osteochondrodysplasia with Defects of Growth Tubular Bones and Spine	1	1	
Q78 Other Osteochondrodysplasias	1	1	
Q79 Congenital Malformations of the Musculoskeletal System, Not Elsewhere Classified	8	4	4
Other Congenital Malformations (Q80-Q89)	19	13	6
Q82 Other Congenital Malformations of Skin	1		1
Q85 Phakomatoses, Not Elsewhere Classified	2	2	
Q87 Other Specified Congenital Malformation Syndromes Affect Multiple Systems	7	6	1
Q89 Other Congenital Malformations, Not Elsewhere Classified	9	5	4
Chromosomal Abnormalities, Not Elsewhere Classified (Q90-Q99)	48	20	28
Q90 Downs Syndrome	23	12	11
Q91 Edwards Syndrome and Patau Syndrome	17	5	12
Q92 Other Trisomies and Partial Trisomies of the Autosomes, Not Elsewhere Classified	4	2	2
Q93 Monosomies and Deletions from the Autosomes, Not Elsewhere Classified	1	1	
Q97 Other Sex Chromosome Abnormalities, Female Phenotype, Not Elsewhere Classified	1		1
Q99 Other Chromosome Abnormalities, Not Elsewhere Classified	2		2
XVIII. Symptoms, Signs and Abnormal Clinical Lab Findings, Not Elsewhere Class. (R00-R99)	165	74	91
Symptoms and Signs Involving the Circulatory and Respiratory Systems (R00-R09)	13	6	7
R00 Abnormalities of Heart Beat	2	1	1
R02 Gangrene, Not Elsewhere Classified	3	1	2
R04 Hemorrhage From Respiratory Passages	1	1	
R06 Abnormalities of Breathing	2		2
R09 Other Symptoms and Signs Involving Circulatory and Respiratory System	5	3	2
Symptoms and Signs Involving the Digestive System and Abdomen (R10-R19)	7	2	5
R10 Abdominal and Pelvic Pain	2	1	1
R13 Dysphagia	2		2

Cause of Death

Underlying Cause of Death	Total	Male	Female
R19 Other Symptoms and Signs Involving the Digestive System and Abdomen	3	1	2
Symptoms and Signs Involving the Nervous and Musculoskeletal Systems (R25-R29)	1	1	
R29 Other Symptoms and Signs Involving the Nervous and Musculoskeletal System	1	1	
Symptoms and Signs Involving Speech and Voice (R47-R49)	1		1
R47 Speech Disturbances, Not Elsewhere Classified	1		1
General Symptoms and Signs (R50-R69)	63	21	42
R53 Malaise and Fatigue	5	1	4
R54 Senility	11		11
R56 Convulsions, Not Elsewhere Classified	10	8	2
R57 Shock, Not Elsewhere Classified	1	1	
R58 Hemorrhage, Not Elsewhere Classified	3	2	1
R62 Lack of Expected Normal Physiological Development	14	1	13
R63 Symptoms and Signs Concerning Food and Fluid Intake	6	2	4
R64 Cachexia	9	3	6
R68 Other General Symptoms and Signs	4	3	1
Abnormal Findings On Exam of Blood, Without Diagnosis (R70-R79)	1		1
R73 Elevated Blood Glucose Level	1		1
Abnormal Findings On Diagnostic Imaging and In Function Studies, Without Diagnosis (R90-R94)	4	3	1
R91 Abnormal Findings On Diagnostic Imaging of Lung	4	3	1
Ill-Defined and Unknown Causes of Mortality (R95-R99)	75	41	34
R95 Sudden Infant Death Syndrome	33	16	17
R96 Other Sudden Death, Cause Unknown	3	1	2
R99 Other Ill-Defined and Unspecified Causes of Mortality	39	24	15
XX. External Causes of Morbidity and Mortality (V01-Y89)	3,451	2,229	1,222
Pedestrian Injured In Transport Accident (V01-V09)	76	51	25
V03 Pedestrian Injured in Collision with Car, Pick-Up Truck or Van	57	35	22
V04 Pedestrian Injured in Collision with Heavy Transport Vehicle or Bus	6	6	
V05 Pedestrian Injured in Collision with Railway Train Or Railway Vehicle	5	4	1
V09 Pedestrian Injured in Other and Unspecified Transport Accidents	8	6	2
Pedal Cyclist Injured In Transport Accident (V10-V19)	9	8	1
V12 Pedal Cyclist Injured in Collision with 2 or 3 Wheeled Motor Vehicle	1	1	
V13 Pedal Cyclist Injured in Collision with Car, Pick-Up Truck or Van	6	5	1
V18 Pedal Cyclist Injured in Noncollision Transport Accident	2	2	
Motorcycle Rider Injured In Transport Accident (V20-V29)	94	80	14
V20 Motorcycle Rider Injured in Collision with Pedestrian Or Animal	6	5	1
V22 Motorcycle Rider Injured in Collision with 2 or 3 Wheeled Motor Vehicle	1	1	
V23 Motorcycle Rider Injured in Collision with Car, Pick-Up Truck or Van	35	27	8
V24 Motorcycle Rider Injured in Collision with Heavy Transport Vehicle or Bus	2	2	
V27 Motorcycle Rider Injured in Collision with Fixed or Stationary Object	16	15	1
V28 Motorcycle Rider Injured in Noncollision Transport Accident	28	24	4
V29 Motorcycle Rider Injured in Other and Unspecified Transport Accidents	6	6	

Cause of Death

Underlying Cause of Death	Total	Male	Female
Car Occupant Injured In Transport Accident (V40-V49)	430	279	151
V40 Car Occupant Injured in Collision with Pedestrian Or Animal	3	1	2
V43 Car Occupant Injured in Collision with Car/Pick-Up Truck/Van	141	83	58
V44 Car Occupant Injured in Collision with Heavy Transport Vehicle Or Bus	52	29	23
V45 Car Occupant Injured in Collision with Railway Train/Railway Vehicle	6	3	3
V47 Car Occupant Injured in Collision with Fixed Or Stationary Object	98	77	21
V48 Car Occupant Injured in Noncollision Transport Accident	120	80	40
V49 Car Occupant Injured in Other and Unspecified Transport Accidents	10	6	4
Occupant of Pick-Up Truck Or Van Injured In Transport Accident (V50-V59)	90	76	14
V53 Occupant/Pick-Up Truck/Van Injured In Collision with Car/Pick-Up Truck/Van	13	10	3
V54 Occupant/Pick-Up Truck/Van Injured In Collision with Heavy Transport Vehicle/Bus	9	9	
V57 Occupant/Pick-Up Truck/Van Injured In Collision with Fixed or Stationary Object	28	23	5
V58 Occupant/Pick-Up Truck/Van Injured In NonCollision Transport Accident	39	34	5
V59 Occupant/Pick-Up Truck/Van Injured In Other and Unspecified Transport Accident	1		1
Occupant of Heavy Transport Vehicle Injured In Transport Accident (V60-V69)	4	4	
V68 Occupant/Heavy Transport Vehicle Injured In NonCollision Transport Accident	4	4	
Bus Occupant Injured In Transport Accident (V70-V79)	1	1	
V73 Bus Occupant Injured in Collision with Car/Pick-Up Truck/Van	1	1	
Other Land Transport Accidents (V80-V89)	73	50	23
V80 Animal-Rider or Occupant of Animal-Drawn Vehicle Injured In Transport Accident	2		2
V84 Occupant/Special Vehicle Mainly Used In Agriculture Injured in Transport Accident	2	2	
V85 Occupant/Special Construction Vehicle Injured In Transport Accident	1	1	
V86 Occupant/Special All-Terrain/Other MV Designed Off-Road Use Injured/Transport Accident	26	22	4
V87 Traffic Accident of Specified Type But Victims Mode of Transport Unknown	16	10	6
V89 Motor or Nonmotor Vehicle Accident, Type of Vehicle Unspecified	26	15	11
Water Transport Accidents (V90-V94)	7	5	2
V90 Accident to Watercraft Causing Drowning and Submersion	3	3	
V91 Accident to Watercraft Causing Other Injury	2		2
V92 Water Transport-Related Drowning and Submersion Without Accident to Watercraft	1	1	
V94 Other and Unspecified Water Transport Accidents	1	1	
Air and Space Transport Accidents (V95-V97)	7	7	
V95 Accident to Powered Aircraft Causing Injury to Occupant	7	7	
Falls (W00-W19)	902	408	494
W00 Fall On Same Level Involving Ice and Snow	4	3	1
W01 Fall On Same Level From Slipping, Tripping and Stumbling	52	24	28
W04 Fall While Being Carried or Supported By Other Persons	1		1

Cause of Death

Underlying Cause of Death	Total	Male	Female
W05 Fall Involving Wheelchair	39	13	26
W06 Fall Involving Bed	52	22	30
W07 Fall Involving Chair	21	8	13
W08 Fall Involving Other Furniture	3	1	2
W10 Fall On and from Stairs and Steps	75	42	33
W11 Fall On and from Ladder	10	9	1
W13 Fall From, Out of or Through Building Or Structure	12	10	2
W14 Fall From Tree	3	2	1
W15 Fall From Cliff	1	1	
W16 Diving/Jumping Into Water Causing Injury Other Than Drowning/Submersion	1	1	
W17 Other Fall From One Level to Another	18	12	6
W18 Other Fall On Same Level	278	128	150
W19 Unspecified Fall	332	132	200
Exposure to Inanimate Mechanical Forces (W20-W49)	59	56	3
W20 Struck By Thrown, Projected or Falling Object	15	14	1
W22 Striking Against or Struck By Other Equipment	5	3	2
W23 Caught, Crushed, Jammed or Pinched in or Between Objects	4	4	
W24 Contact with Lifting and Transmission Devices, Not Elsewhere Classified	1	1	
W25 Contact with Sharp Glass	2	2	
W28 Contact with Powered Lawnmower	2	2	
W29 Contact with Other Powered Hand Tools and Household Machinery	1	1	
W30 Contact with Agricultural Machinery	14	14	
W31 Contact with Other and Unspecified Machinery	7	7	
W32 Handgun Discharge	1	1	
W33 Rifle, Shotgun and Larger Firearm Discharge	2	2	
W34 Discharge From Other and Unspecified Firearms	2	2	
W40 Explosion of Other Materials	3	3	
Exposure to Animate Mechanical Forces (W50-W64)	3	3	
W55 Bitten or Struck By Other Mammals	3	3	
Accidental Drowning and Submersion (W65-W74)	49	36	13
W65 Drowning and Submersion While In Bathtub	10	4	6
W66 Drowning and Submersion Following Fall into Bathtub	3	1	2
W67 Drowning and Submersion While in Swimming Pool	3	2	1
W68 Drowning and Submersion Following Fall into Swimming Pool	1		1
W69 Drowning and Submersion While in Natural Water	25	23	2
W70 Drowning and Submersion Following Fall into Natural Water	3	2	1
W74 Unspecified Drowning and Submersion	4	4	
Other Accidental Threats to Breathing (W75-W84)	84	56	28
W75 Accidental Suffocation and Strangulation in Bed	26	17	9
W76 Other Accidental Hanging and Strangulation	4	3	1
W78 Inhalation of Gastric Contents	2	2	
W79 Inhalation and Ingestion of Food Causing Obstruction of Respiratory Tract	22	14	8

Cause of Death

Underlying Cause of Death	Total	Male	Female
W80 Inhalation and Ingestion of Other Objects Causing Obstruction of Respiratory Tract	19	15	4
W84 Unspecified Threat to Breathing	11	5	6
Exposure to Electric Current, Radiation and Extreme Ambient Air Temperature and Pressure (W85-W99)	2	2	
W85 Exposure to Electric Transmission Lines	1	1	
W87 Exposure to Unspecified Electric Current	1	1	
Exposure to Smoke, Fire and Flames (X00-X09)	48	22	26
X00 Exposure to Uncontrolled Fire in Building or Structure	44	19	25
X03 Exposure to Controlled Fire, Not in Building/Structure	1	1	
X04 Exposure to Ignition of Highly Flammable Material	1	1	
X06 Exposure to Ignition or Melting of Other Clothing and Apparel	1	1	
X09 Exposure to Unspecified Smoke, Fire and Flames	1		1
Contact With Venomous Animals and Plants (X20-X29)	3	3	
X23 Contact with Hornets, Wasps and Bees	2	2	
X25 Contact with Other Specified Venomous Arthropods	1	1	
Exposure to Forces of Nature (X30-X39)	26	15	11
X30 Exposure to Excessive Natural Heat	10	5	5
X31 Exposure to Excessive Natural Cold	12	7	5
X33 Exposure to Lightning	2	2	
X36 Victim of Avalanche, Landslide and Other Earth Movements	1	1	
X39 Exposure to Other and Unspecified Forces of Nature	1		1
Accidental Poisoning By and Exposure to Noxious Substances (X40-X49)	457	317	140
X40 Accidental Poisoning by and Exposure to Nonopioid Analgesics, Antipyretics and Antirheumatics	3	2	1
X41 Accidental Poisoning by and Exposure to Antiepileptic, Sedative-Hypnotic, Antiparkinsonism and Psychotropic Drugs, Not Elsewhere Classified	20	10	10
X42 Accidental Poisoning by and Exposure to Narcotics and Psychodysleptics (Hallucinogens), Not Elsewhere Classified	242	179	63
X44 Accidental Poisoning by and Exposure to Other and Unspecified Drugs, Medicaments and Biological Substances	170	109	61
X45 Accidental Poisoning by and Exposure to Alcohol	5	5	
X46 Accidental Poisoning by and Exposure to Organic Solvents and Halogenated Hydrocarbons and Their Vapors	2	2	
X47 Accidental Poisoning by and Exposure to Other Gases and Vapors	13	8	5
X49 Accidental Poisoning by and Exposure to Other and Unspecified Chemicals and Noxious Substances	2	2	
Overexertion, Travel and Privation (X50-X57)	1		1
X50 Overexertion and Strenuous or Repetitive Movements	1		1
Accidental Exposure to Other and Unspecified Factors (X58-X59)	19	6	13
X59 Exposure to Unspecified Factor	19	6	13
Intentional Self-Harm (X60-X84)	665	523	142
X60 Intentional Self-Poisoning by and Exposure to Nonopioid Analgesics, Antipyretics and Antirheumatics	6	3	3
X61 Intentional Self-Poisoning by and Exposure to Antiepileptic, Sedative-Hypnotic, Antiparkinsonism and Psychotropic Drugs, Not Elsewhere Classified	24	9	15

Cause of Death

Underlying Cause of Death	Total	Male	Female
X62 Intentional Self-Poisoning by and Exposure to Narcotics and Psychodysleptics (Hallucinogens), Not Elsewhere Classified	13	8	5
X63 Intentional Self-Poisoning by and Exposure to Other Drugs Acting on the Autonomic Nervous System	2	1	1
X64 Intentional Self-Poisoning by and Exposure to Other and Unspecified Drugs, Medicaments and Biological Substances	67	30	37
X65 Intentional Self-Poisoning by and Exposure to Alcohol	1		1
X66 Intentional Self-Poisoning by and Exposure to Organic Solvents and Halogenated Hydrocarbons and Their Vapors	2	2	
X67 Intentional Self-Poisoning by and Exposure to Other Gases and Vapors	31	23	8
X70 Intentional Self-Harm By Hanging, Strangulation and Suffocation	155	128	27
X71 Intentional Self-Harm By Drowning and Submersion	10	8	2
X72 Intentional Self-Harm By Handgun Discharge	142	128	14
X73 Intentional Self-Harm By Rifle, Shotgun and Larger Firearm Discharge	137	130	7
X74 Intentional Self-Harm By Other and Unspecified Firearm Discharge	20	15	5
X76 Intentional Self-Harm By Smoke, Fire and Flames	11	7	4
X78 Intentional Self-Harm By Sharp Object	10	6	4
X80 Intentional Self-Harm By Jumping from a High Place	9	8	1
X81 Intentional Self-Harm By Jumping or Lying Before Moving Object	8	3	5
X82 Intentional Self-Harm By Crashing of Motor Vehicle	11	10	1
X84 Intentional Self-Harm By Unspecified Means	6	4	2
Assault (X85-Y09)	191	130	61
X85 Assault by Drugs, Medicaments and Biological Substances	6	5	1
X91 Assault by Hanging, Strangulation and Suffocation	11	3	8
X93 Assault by Handgun Discharge	86	77	9
X94 Assault by Rifle, Shotgun and Larger Firearm Discharge	7	4	3
X95 Assault by Other and Unspecified Firearm Discharge	17	9	8
X97 Assault by Fire and Flames	5	3	2
X99 Assault by Sharp Object	23	11	12
Y00 Assault by Blunt Object	4	2	2
Y04 Assault by Bodily Force	3	2	1
Y06 Neglect and Abandonment	2		2
Y07 Other Maltreatment Syndromes	5	2	3
Y08 Assault by Other Specified Means	7	5	2
Y09 Assault by Unspecified Means	15	7	8
Event of Undetermined Intent (Y10-Y34)	54	27	27
Y11 Poisoning by and Exposure to Antiepileptic, Sedative-Hypnotic, Antiparkinsonism and Psychotropic Drugs, Not Elsewhere Class., Undetermined Intent	5	1	4
Y12 Poisoning by and Exposure to Narcotics and Psychodysleptics (Hallucinogens), Not Elsewhere Classified, Undetermined Intent	14	7	7
Y14 Poisoning by and Exposure to Other and Unspecified Drugs, Medicaments and Biological Substances, Undetermined Intent	16	5	11
Y17 Poisoning by and Exposure to Other Gases and Vapors, Undetermined Intent	2	1	1
Y20 Hanging, Strangulation and Suffocation, Undetermined Intent	4	2	2
Y21 Drowning and Submersion, Undetermined Intent	3	3	
Y22 Handgun Discharge, Undetermined Intent	1	1	

Cause of Death

Underlying Cause of Death	Total	Male	Female
Y25 Contact with Explosive Material, Undetermined Intent	1	1	
Y30 Falling, Jumping or Pushed From A High Place, Undetermined Intent	2	1	1
Y33 Other Specified Events, Undetermined Intent	2	2	
Y34 Unspecified Event, Undetermined Intent	4	3	1
Legal Intervention and Operations Of War (Y35-Y36)	10	10	
Y35 Legal Intervention	10	10	
Complications of Medical and Surgical Care (Y40-Y44)	7	3	4
Y42 Hormones and Their Synthetic Substitutes and Antagonists, Not Elsewhere Classified	1		1
Y45 Analgesics, Antipyretics and Anti-Inflammatory Drugs	2		2
Y49 Psychotropic Drugs, Not Elsewhere Classified	1		1
Y52 Agents Primarily Affecting the Cardiovascular System	1	1	
Y56 Topical Agents Primarily Affecting Skin and Mucous Membrane and Ophthalmological, Otorhinolaryngological and Dental Drugs	1	1	
Y57 Other and Unspecified Drugs and Medicaments	1	1	
Misadventures to Patients During Surgical and Medical Care (Y60-Y69)	1		1
Y60 Unintentional Cut, Puncture, Perforation or Hemorrhage During Surgical and Medical Care	1		1
Surgical and Other Medical Procedures as the Cause of Abnormal Reaction of Patient or of Later Complication, Without Mention of Misadventure at the Time of the Procedure (Y83-Y84)	11	5	6
Y83 Surgical Operation and Other Surgical Procedures as Cause of Abnormal Reaction of Patient or Later Complication, Without Mention of Misadventure at the Time of Procedure	4	2	2
Y84 Other Medical Procedures as Cause of Abnormal Reaction of Patient, or of Later Complication, Without Mention of Misadventure at Time of Procedure	7	3	4
Sequelae of External Causes of Morbidity and Mortality (Y85-Y89)	68	46	22
Y85 Sequelae of Transport Accidents	32	23	9
Y86 Sequelae of Other Accidents	27	17	10
Y87 Sequelae of Intentional Self-Harm, Assault and Events of Undetermined Intent	8	6	2
Y88 Sequelae of Surgical and Medical Care As External Cause	1		1

Source: Bureau of Health Information and Policy, Division of Public Health, Department of Health and Family Services.

Note: Underlying cause of death is the disease or injury that initiated events resulting in death.

Technical Notes

Reporting Requirements

As specified in Chapter 69, Wisconsin Statutes, the following is a brief outline of the sequence of events that take place when a death occurs in Wisconsin:

- Within 24 hours after being notified of a death, the filing party (usually a funeral director) must present a certificate of death to the physician or medical examiner responsible for completing and signing the medical certification.
- The medical certifier has six days after pronouncement of death to return the certificate of death back to the filing party.
- Within two days after receipt of the medical certification, the filing party must present the death certificate to the registration district (local Register of Deeds or City Health Office).
- There should be no more than nine calendar days total from date of death until filing at a local office.
- The local Register of Deeds or City Health Office must transmit the death certificate to the State Registrar within ten working days (not including weekends) after its receipt from the filing party.
- State statute allows up to 21 days from the date of death for notification to the State Registrar.

International Classification of Disease (ICD-10) Codes

Causes of death for deaths that occurred in 2006 have been coded according to the World Health Organization's *International Classification of Diseases—Tenth Revision* (Geneva, Switzerland, 1992). This classification system is the current standard used by the National Center for Health Statistics. All of the cause-of-death groupings utilized in this report were recommended for state use by the National Center for Health Statistics and the World Health Organization.

Listed below are the ICD-10 codes used for ranking leading causes of death in Tables 11, 12, 13, 17, 18 and 19 (List A). Please note that different groupings are used for ranking leading causes of infant deaths (age less than one year) in Tables 11, 12 and 13 (List B).

List A

Salmonella Infections (A01-A02)
Shigellosis and Amebiasis (A03, A06)
Tuberculosis (A16-A19)
Whooping Cough (A37)
Scarlet Fever and Erysipelas (A38, A46)
Meningococcal Infection (A39)
Septicemia (A40-A41)
Syphilis (A50-A53)
Acute Poliomyelitis (A80)
Arthropod-Borne Viral Encephalitis (A83-A84, A85.2)
Measles (B05)
Viral Hepatitis (B15-B19)
Human Immunodeficiency Virus (HIV) Disease (B20-B24)
Malaria (B50-B54)
Malignant Neoplasms (Cancer) (C00-C97)
In Situ Neoplasms, Benign Neoplasms and Neoplasms of Uncertain or Unknown
 Behavior (D00-D48)
Anemias (D50-D64)
Diabetes Mellitus (E10-E14)
Nutritional Deficiencies (E40-E64)
Meningitis (G00, G03)
Parkinson's Disease (G20-G21)
Alzheimer's Disease (G30)
Diseases of the Heart (I00-I09, I11, I13, I20-I51)
Primary Hypertension and Hypertensive Renal Disease (I10, I12)
Cerebrovascular Diseases (Stroke) (I60-I69)
Atherosclerosis (I70)
Aortic Aneurysm and Dissection (I71)
Influenza and Pneumonia (J10-J18)
Acute Bronchitis and Bronchiolitis (J20-J21)
Chronic Lower Respiratory Diseases (J40-J47)
Pneumoconioses and Chemical Effects (J60-J66, J68)
Pneumonitis Due to Solids and Liquids (J69)
Peptic Ulcer (K25-K28)
Diseases of Appendix (K35-K38)
Hernia (K40-K46)

Chronic Liver Disease and Cirrhosis (K70, K73-K74)
Cholelithiasis and Other Disorders of Gallbladder (K80-K82)
Nephritis, Nephrotic Syndrome and Nephrosis (N00-N07, N17-N19, N25-N27)
Infections of Kidney (N10-N12, N13.6, N15.1)
Hyperplasia of Prostate (N40)
Inflammatory Disease of Female Pelvic Organs (N70-N76)
Pregnancy, Childbirth and the Puerperium (O00-O99)
Certain Conditions Originating in the Perinatal Period (P00-P96)
Congenital Malformations, Deformations and Chromosomal Abnormalities (Q00-Q99)
Accidents (excluding medical/surgical complications) (V01-X59, Y85-Y86)
Intentional Self-Harm (Suicide) (U03, X60-X84, Y87.0)
Assault (Homicide) (U01-U02, X85-Y09, Y87.1)
Legal Intervention (Y35, Y89.0)
Operations of War and Their Sequelae (Y36, Y89.1)
Complications of Medical and Surgical Care (Y40-Y84, Y88)
All Other (All Other Codes)

List B (used for Tables 11, 12 and 13 for infants only)

Diarrhea and Gastroenteritis of Presumed Infectious Origin (A09)
Tuberculosis (A16-A19)
Tetanus (A33, A35)
Diphtheria (A36)
Whooping Cough (A37)
Meningococcal Infection (A39)
Septicemia (A40-A41)
Congenital Syphilis (A50)
Gonococcal Infection (A54)
Acute Poliomyelitis (A80)
Varicella (Chickenpox) (B01)
Measles (B05)
Human Immunodeficiency Virus (HIV) Disease (B20-B24)
Mumps (B26)
Candidiasis (B37)
Malaria (B50-B54)
Pneumocystosis (B59)
Malignant Neoplasms (C00-C97)
In Situ Neoplasms, Benign Neoplasms and Neoplasms of Uncertain or Unknown Behavior (D00-D48)
Diseases of the Blood and Blood-Forming Organs and Certain Disorders Involving the Immune Mechanism (D50-D89)
Short Stature, Not Elsewhere Classified (E34.3)
Nutritional Deficiencies (E40-E64)
Cystic Fibrosis (E84)
Volume Depletion, Disorders of Fluid, Electrolyte and Acid-Base Balance (E86-E87)
Meningitis (G00, G03)
Infantile Spinal Muscular Atrophy, Type I (Werdnig-Hoffman) (G12.0)
Infantile Cerebral Palsy (G80)
Anoxic Brain Damage, Not Elsewhere Classified (G93.1)
Diseases of the Ear and Mastoid Process (H60-H93)

Diseases of the Circulatory System (I00-I99)
Acute Upper Respiratory Infections (J00-J06)
Influenza and Pneumonia (J10-J18)
Acute Bronchitis and Acute Bronchiolitis (J20-J21)
Bronchitis, Chronic and Unspecified (J40-J42)
Asthma (J45-J46)
Pneumonitis Due to Solids and Liquids (J69)
Gastritis, Duodenitis and Noninfective Enteritis and Colitis (K29, K50-K55)
Hernia of Abdominal Cavity and Intestinal Obstruction Without Hernia (K40-K46, K56)
Renal Failure and Other Disorders of Kidney (N17-N19, N25, N27)
Newborn Affected by Maternal Hypertensive Disorders (P00.0)
Newborn Affected by Other Maternal Conditions Which May be Unrelated to
Present Pregnancy (P00.1-P00.9)
Newborn Affected by Maternal Complications of Pregnancy (P01)
Newborn Affected by Complications of Placenta, Cord and Membranes (P02)
Newborn Affected by Other Complications of Labor and Delivery (P03)
Newborn Affected by Noxious Influences Transmitted Via Placenta or Breast Milk (P04)
Slow Fetal Growth and Fetal Malnutrition (P05)
Disorders Related to Short Gestation and Low Birth Weight, Not Elsewhere Classified (P07)
Disorders Related to Long Gestation and High Birth Weight (P08)
Birth Trauma (P10-P15)
Intrauterine Hypoxia and Birth Asphyxia (P20-P21)
Respiratory Distress of Newborn (P22)
Congenital Pneumonia (P23)
Neonatal Aspiration Syndromes (P24)
Interstitial Emphysema and Related Conditions Originating in the Perinatal Period (P25)
Pulmonary Hemorrhage Originating in the Perinatal Period (P26)
Chronic Respiratory Disease Originating in the Perinatal Period (P27)
Atelectasis (P28.0-P28.1)
Bacterial Sepsis of Newborn (P36)
Omphalitis of Newborn With or Without Mild Hemorrhage (P38)
Neonatal Hemorrhage (P50-P52, P54)
Hemorrhagic Disease of Newborn (P53)
Hemolytic Disease of Newborn Due to Isoimmunization and Other Perinatal
Jaundice (P55-P59)
Hematological Disorders (P60-P61)
Syndrome of Infant of a Diabetic Mother and Neonatal Diabetes Mellitus (P70.0-P70.2)
Necrotizing Enterocolitis of Newborn (P77)
Hydrops Fetalis Not Due to Hemolytic Disease (P83.2)
Congenital Malformations, Deformations and Chromosomal Abnormalities (Q00-Q99)
Sudden Infant Death Syndrome (R95)
Accidents (excluding medical/surgical complications) (V01-X59)
Assault (Homicide) (U01-U02, X85-Y09)
Complications of Medical and Surgical Care (Y40-Y84)
All Other (All Other Codes)

International Classification of Disease (ICD-10) codes used for groupings in Table 10:

Tuberculosis (A16-A19)
Syphilis (A50-A53)
Human Immunodeficiency Virus (HIV) Disease (B20-B24)
Malignant Neoplasms (Cancer) (C00-C97)
Diabetes Mellitus (E10-E14)
Alzheimer's Disease (G30)
Diseases of the Heart (I00-I09, I11, I13, I20-I51)
Primary Hypertension and Hypertensive Renal Disease (I10, I12)
Cerebrovascular Diseases (Stroke) (I60-I69)
Atherosclerosis (I70)
Other Diseases of Circulatory System (I71-I78)
Influenza and Pneumonia (J10-J18)
Chronic Lower Respiratory Diseases (J40-J47)
Peptic Ulcer (K25-K28)
Chronic Liver Disease and Cirrhosis (K70, K73-K74)
Nephritis, Nephrotic Syndrome and Nephrosis (N00-N07, N17-N19, N25-N27)
Pregnancy, Childbirth and the Puerperium (O00-O99)
Certain Conditions Originating in the Perinatal Period (P00-P96)
Congenital Malformations, Deformations and Chromosomal Abnormalities (Q00-Q99)
Sudden Infant Death Syndrome (R95)
Symptoms, Signs and Abnormal Clinical and Laboratory Findings,
Not Elsewhere Classified (R00-R94, R96-R99)
Motor Vehicle Accidents (V02-V04, V09.0, V09.2, V12-V14, V19.0-V19.2, V19.4-V19.6,
V20-V79, V80.3-V80.5, V81.0-V81.1, V82.0-V82.1, V83-V86, V87.0-V87.8,
V88.0-V88.8, V89.0, V89.2)
All Accidents (except motor vehicle) (V01, V05-V06, V09.1, V09.3-V09.9, V10-V11,
V15-V18, V19.3, V19.8-V19.9, V800-V802, V80.6-V80.9, V81.2-V81.9,
V82.2-V82.9, V87.9, V88.9, V89.1, V89.3, V89.9, V90-X59, Y40-Y86, Y88)
Intentional Self-Harm (Suicide) (U03, X60-X84, Y87.0)
Assault (Homicide) (U01-U02, X85-Y09, Y87.1)
All Other External Causes (Y10-Y36, Y89, Y87.2)
All Other Diseases (All Other Disease Codes)

International Classification of Disease (ICD-10) codes used for groupings in Tables 14, 15, 16 and 20:

Tuberculosis (A16-A19)
Syphilis (A50-A53)
Human Immunodeficiency Virus (HIV) Disease (B20-B24)
Malignant Neoplasms (Cancer) (C00-C97)
Malignant Neoplasm of Stomach (C16)
Malignant Neoplasms of Colon, Rectum and Anus (C18-C21)
Malignant Neoplasm of Pancreas (C25)
Malignant Neoplasms of Trachea, Bronchus and Lung (C33-C34)
Malignant Neoplasm of Breast (C50)
Malignant Neoplasms of Cervix Uteri, Corpus Uteri and Ovary (C53-C56)
Malignant Neoplasm of Prostate (C61)
Malignant Neoplasms of Urinary Tract (C64-C68)

Non-Hodgkin's Lymphoma (C82-C85)
Leukemia (C91-C95)
Other Malignant Neoplasms (C00-C15, C17, C22-C24, C26-C32, C37-C49,
C51-C52, C57-C60, C62-C63, C69-C81, C88, C90, C96-C97)
Diabetes Mellitus (E10-E14)
Alzheimer's Disease (G30)
Major Cardiovascular Diseases (I00-I78)
 Diseases of the Heart (I00-I09, I11, I13, I20-I51)
 Hypertensive Heart Disease With or Without Renal Disease (I11, I13)
 Ischemic Heart Diseases (I20-I25)
 Other Diseases of the Heart (I00-I09, I26-I51)
 Primary Hypertension and Hypertensive Renal Disease (I10, I12)
 Cerebrovascular Diseases (Stroke) (I60-I69)
 Atherosclerosis (I70)
 Other Diseases of Circulatory System (I71-I78)
Influenza and Pneumonia (J10-J18)
Chronic Lower Respiratory Diseases (J40-J47)
Peptic Ulcer (K25-K28)
Chronic Liver Disease and Cirrhosis (K70, K73-K74)
Nephritis, Nephrotic Syndrome and Nephrosis (N00-N07, N17-N19, N25-N27)
Pregnancy, Childbirth and the Puerperium (O00-O99)
Certain Conditions Originating in the Perinatal Period (P00-P96)
Congenital Malformations, Deformations and Chromosomal Abnormalities (Q00-Q99)
Sudden Infant Death Syndrome (R95)
Symptoms, Signs and Abnormal Clinical and Laboratory Findings,
 Not Elsewhere Classified (R00-R94, R96-R99)
All Other Diseases (All Other Disease Codes)
Motor Vehicle Accidents (V02-V04, V09.0, V09.2, V12-V14, V19.0-V19.2, V19.4-V19.6,
V20-V79, V80.3-V80.5, V81.0-V81.1, V82.0-V82.1, V83-V86, V87.0-V87.8,
V88.0-V88.8, V89.0, V89.2)
All Accidents (except motor vehicle) (V01, V05-V06, V09.1, V09.3-V09.9, V10-V11,
V15-V18, V19.3, V19.8-V19.9, V80.0-V80.2, V80.6-V80.9, V81.2-V81.9,
V82.2-V82.9, V87.9, V88.9, V89.1, V89.3, V89.9, V90-X59, Y40-Y86, Y88)
Intentional Self-Harm (Suicide) (U03, X60-X84, Y87.0)
Assault (Homicide) (U01-U02, X85-Y09, Y87.1)
All Other External Causes (Y10-Y36, Y89, Y87.2)

Map 2. Wisconsin Department of Health and Family Services Regions, 2006



Source: Bureau of Health Information and Policy, Division of Public Health, Department of Health and Family Services.

Note: New Department of Health and Family Services regions were established in July, 1996 and again in February 2004. Effective with 2003 data, Vernon County was included in the Southern Region instead of the Western Region. Comparisons with regional data in previous publications may therefore be affected.

Table A1. Wisconsin Population Estimates by Age and Sex, July 1, 2006

Age Group	Total	Male	Female
All Ages	5,609,770	2,787,410	2,822,360
Under 1	72,302	37,056	35,246
1-4	279,780	142,960	136,810
5-9	349,980	178,780	171,200
10-14	376,890	193,050	183,840
15-19	404,810	208,340	196,470
20-24	407,610	209,240	198,370
25-29	368,970	193,780	175,190
30-34	340,350	173,280	167,070
35-39	381,930	193,710	188,220
40-44	431,660	216,640	215,020
45-49	452,200	226,500	225,700
50-54	409,200	205,070	204,130
55-59	351,910	176,460	175,450
60-64	251,170	122,760	128,410
65-69	196,860	94,100	102,760
70-74	163,000	74,700	88,300
75-79	146,400	63,250	83,150
80-84	112,540	43,220	69,320
85-89	73,940	24,530	49,410
90-94	30,200	8,200	22,000
95 +	8,070	1,780	6,290

Source: Bureau of Health Information and Policy, Division of Public Health, Department of Health and Family Services.

Note: Numbers may not sum to total due to rounding.
The infant (under age 1) figures are the number of live births to Wisconsin residents that occurred in 2006.

Table A2. Wisconsin Population Estimates by Age and Sex, July 1, 2005

Age Group	Total	Male	Female
All Ages	5,581,980	2,764,660	2,817,320
Under 1	70,934	36,367	34,567
1-4	271,830	139,550	132,280
5-9	341,900	174,770	167,130
10-14	378,290	193,920	184,370
15-19	409,050	209,340	199,710
20-24	411,440	209,910	201,530
25-29	367,030	188,570	178,460
30-34	340,950	173,970	166,980
35-39	385,170	195,050	190,120
40-44	446,850	223,740	223,110
45-49	449,290	225,500	223,790
50-54	401,490	201,590	199,900
55-59	334,430	166,710	167,720
60-64	245,690	119,390	126,300
65-69	190,920	90,900	100,020
70-74	160,920	73,020	87,900
75-79	149,940	65,110	84,830
80-84	109,570	42,400	67,170
85-89	76,500	24,720	51,780
90-94	31,310	8,260	23,050
95 +	8,400	1,800	6,600

Source: Bureau of Health Information and Policy, Division of Public Health, Department of Health and Family Services.

Note: Numbers may not sum to total due to rounding.
The infant (under age 1) figures are the number of live births to Wisconsin residents that occurred in 2005.

Table A3. Wisconsin Population Estimates by Race, Ethnicity and Sex, July 1, 2006

RACE	Total		Hispanic/Latino		Non-Hispanic/Latino	
	Male	Female	Male	Female	Male	Female
White	2,487,208	2,512,471	129,766	108,644	2,357,442	2,403,827
Black/African American	161,789	170,507	4,401	4,535	157,388	165,972
American Indian	26,032	25,905	2,454	2,245	23,578	23,660
Asian	55,423	55,634	722	652	54,701	54,982
Native Hawaiian/Other Pacific Islander	1,075	1,053	287	243	788	810
Two or More Races	29,415	29,994	2,378	2,369	27,037	27,625
Total	2,760,942	2,795,564	140,008	118,688	2,620,934	2,676,876

Source: United States Census Bureau.

Note: Totals differ from those produced by the Bureau of Health Information and Policy that are shown in Table A1 because different methods were used to produce the estimates.

Table A4. Wisconsin Life Expectancy by Sex and Age Group, 2004-2006

Age Group	Life Expectancy (Years)		
	Males	Females	Total Population
0	76.9	81.7	79.4
1-4	76.4	81.2	78.9
5-9	72.5	77.3	74.9
10-14	67.6	72.5	70.1
15-19	62.7	67.5	65.2
20-24	58.0	62.7	60.4
25-29	53.3	57.8	55.6
30-34	48.6	52.9	50.9
35-39	43.9	48.1	46.1
40-44	39.2	43.3	41.3
45-49	34.6	38.6	36.7
50-54	30.2	33.9	32.2
55-59	25.8	29.4	27.7
60-64	21.7	25.0	23.5
65-69	17.8	20.9	19.5
70-74	14.3	17.0	15.8
75-79	11.1	13.5	12.5
80-84	8.4	10.2	9.5
85-89	6.2	7.6	7.1
90-94	4.3	5.1	4.9
95 +	3.0	3.5	3.4

Source: Bureau of Health Information and Policy, Division of Public Health, Department of Health and Family Services.

Note: This table shows current life expectancy at various ages for Wisconsin's total population and for males and females. These life expectancy estimates are based on age-specific death rates that occurred during the three-year period 2004-2006.

For example, the life expectancy at birth in 2004-2006 was 79.2 years. This is the average number of years that babies born in these years would live if throughout their lives they experienced the age-specific death rates experienced in 2004-2006. For boys, life expectancy at birth was 76.6 years. For girls, life expectancy at birth was 81.6 years.

