

**2010**

---

Wisconsin  
**Deaths**



State Vital Records Office  
Office of Health Informatics  
Division of Public Health  
Wisconsin Department of Health Services



---

# Wisconsin Deaths

2010

December 2011

---

*Office of Health Informatics  
Division of Public Health  
Wisconsin Department of Health Services*

## Foreword

This report, *Wisconsin Deaths, 2010*, presents key information about deaths of Wisconsin residents that occurred in 2010 and previous years. Information is included on the number and rate of deaths overall and by age, sex and cause. *Wisconsin Deaths* has been published annually since the 1995 data year, and replaced the earlier report series *Vital Statistics* (data years 1984-1994), *Public Health Statistics* (1952-1983), and *Annual Report of Morbidity and Mortality* (1948-1951).

The source of data for this report is death certificates filed with the State Registrar, Vital Records Section, Office of Health Informatics, Division of Public Health, Wisconsin Department of Health Services.

The Office of Health Informatics would like to recognize the following: local Register of Deeds offices and the Milwaukee and West Allis city health offices (for registering deaths), coroners and medical examiners (for certifying causes of death), hospitals and physicians (for certifying deaths), and funeral directors (for filing death certificates). We would also like to acknowledge and thank other states and countries for submitting data on deaths of Wisconsin residents that occurred in those places.

The Department of Health Services produced this publication. Staff of the Vital Records Registration and Statistics Unit, Office of Health Informatics, collected and compiled the death records. Joyce Knapton prepared the report and wrote the narrative. Patricia Nametz, Office of Health Informatics, edited the report. Draft review and comments were provided by Karl Pearson in the Office of Health Informatics. The report was prepared under the supervision of Jane Kraus, Supervisor, Registration and Statistics Unit, and John Kiesow, State Registrar, Vital Records Section.

Death, birth, hospitalization and other health-related statistical information for Wisconsin is also available through the Internet on the Department of Health Services website, at <http://dhs.wisconsin.gov/stats>. Wisconsin Interactive Statistics on Health (WISH) is a data query system that allows users to obtain death and other data tailored to their specifications, at <http://dhs.wisconsin.gov/wish>.

Comments, suggestions and requests for additional data may be addressed to:

Joyce Knapton  
Office of Health Informatics  
Division of Public Health  
Department of Health Services  
P.O. Box 309  
Madison, WI 53701-0309  
Telephone: (608) 267-7815  
E-mail: [Joyce.Knapton@dhs.wisconsin.gov](mailto:Joyce.Knapton@dhs.wisconsin.gov)

**Suggested citation:**

Wisconsin Department of Health Services, Division of Public Health, Office of Health Informatics. *Wisconsin Deaths, 2010* (P-45368-10). December 2011.

Note: This report is available on the Web at: <http://dhs.wisconsin.gov/deaths/>.

# Table of Contents

<b>Foreword</b> .....	ii
<b>Introduction</b> .....	1
<b>Key Findings</b> .....	2
<b>Deaths and Death Rates</b>	
Table 1. Deaths and Death Rates, Wisconsin and U.S., Selected Years .....	3
Table 2. Deaths and Death Rates by Age and Sex, 2010.....	4
Table 3. Population, Deaths and Death Rates by Region of Residence, 2010 .....	5
Table 4. Deaths by County of Residence, 2001-2010 .....	6
Table 5. Deaths by County of Residence and Selected Minor Civil Divisions, 2010 .....	8
Table 6. Deaths by County of Residence and Occurrence, 2010 .....	12
Table 7. Deaths by Disposition of Body, 2001-2010 .....	13
Table 8. Autopsies Performed by Age of Decedent, Selected Years, 1980-2010 .....	14
Table 9. Deaths by Injury at Work by Age, Sex, Race and Hispanic Origin, 2010 .....	15
Map 1. Number of Infant Deaths by County of Residence, 2010.....	16
Figure 1. Death Rates from Diseases of the Heart by Selected Age Groups and Sex, 2010 .....	17
Figure 2. Death Rates from Malignant Neoplasms (Cancer) by Selected Age Groups and Sex, 2010.....	18
Figure 3. Death Rates from Cerebrovascular Diseases (Stroke) by Selected Age Groups and Sex, 2010.....	19
<b>Cause of Death</b>	
Table 10. Summary Categories of Cause of Death, 2010.....	20
Table 11. Leading Underlying Causes of Death by Age, 2009 and 2010 .....	21
Table 12. Leading Underlying Causes of Death for Males, by Age, 2009 and 2010.....	24
Table 13. Leading Underlying Causes of Death for Females, by Age, 2009 and 2010 .....	27
Table 14. Deaths by Underlying Cause of Death, Age and Sex, 2010.....	30
Table 15. Deaths by Underlying Cause of Death, Race and Sex, 2010.....	36
Table 16. Deaths by Underlying Cause of Death, Ethnicity and Sex, 2010 .....	38
Table 17. Leading Underlying Causes of Death by Race, 2009 and 2010 .....	39
Table 18. Leading Underlying Causes of Death for Males by Race, 2009 and 2010.....	41
Table 19. Leading Underlying Causes of Death for Females by Race, 2009 and 2010 .....	43
Table 20. Leading Underlying Causes of Death by Ethnicity, 2009 and 2010 .....	45
Table 21. Leading Underlying Causes of Death for Males by Ethnicity, 2009 and 2010.....	46
Table 22. Leading Underlying Causes of Death for Females by Ethnicity, 2009 and 2010 .....	47
Table 23. Deaths by Underlying Cause of Death and County of Residence, 2010 .....	48
Table 24. Deaths by Leading Specific Underlying Cause, 2010 .....	55
<b>Technical Notes</b>	
Reporting Requirements .....	78
International Classification of Disease (ICD-10) Groupings .....	79
Map 2. Department of Health Services Regions .....	84
Table A1. Wisconsin Population Estimates by Age and Sex, July 1, 2010 .....	85
Table A2. Wisconsin Population Estimates by Age and Sex, July 1, 2009 .....	86
Table A3. Wisconsin Population Estimates by Race, Ethnicity and Sex, July 1, 2010 .....	87
Table A4. Wisconsin Life Expectancy by Sex and Age Group, 2008-2010 .....	88

## Introduction

All tables and figures in this report present Wisconsin resident data (deaths of Wisconsin residents). This means that deaths have been assigned to the area where the person lived (usually legal residence), regardless of where the death occurred. Most of the deaths reported in this publication occurred in Wisconsin, although the State Vital Records Office receives death certificates of Wisconsin residents from other states and countries as well.

Chapter 69, Wisconsin Statutes, authorizes the Department of Health Services to supervise and direct the collection of death data. This statute also indicates how local registrars are to collect and file certificates for deaths that occur in their jurisdictions.

Beginning with 1999 data, causes of death have been coded using the International Classification of Diseases, Tenth Revision (ICD-10). ICD-10 replaced the ICD-9 that was used to code death data for the years 1979-1998. ICD-10 is a classification system that was developed collaboratively by the World Health Organization (WHO) and 10 international centers to reflect advances in medical science and changes in diagnostic terminology, and to promote international comparability in the presentation of mortality statistics.

A comparability table has been prepared to assist the reader in comparing numbers of deaths by cause between 1999 (and subsequent years) and the years before 1999. The table is available through the Internet on the Department of Health Services website at: <http://dhs.wisconsin.gov/deaths/>.

---

## Key Findings

- In 2010, there were 47,212 deaths of Wisconsin residents, 1,614 more than in 2009.
- In 2010, the Wisconsin death rate (deaths per 1,000 population) was 8.3, slightly higher than the death rate in 2009.
- Age-specific death rates for males generally exceed death rates for females. However, among persons aged 85 and older, the number of female deaths is greater than the number of male deaths (even though male death rates remain generally higher). This is because many more females than males live past the age of 85.
- Cremation dispositions continued to increase as a percentage of total deaths, while burials continued to decrease. Cremations constituted 45% of dispositions in 2010 (compared to 43% in 2009 and 28 in 2001); burials constituted 47% of total deaths in 2010 (compared to 49% in 2009 and 62% in 2001).
- Infant deaths decreased from 2009 to 2010. There were 426 infant deaths in 2009 and 393 in 2010.
- In 2010, a total of 57 deaths were reported as due to injuries at work. This was lower than the number reported for 2009 (67).
- As in 2009, the three leading underlying causes of death in 2010 were malignant neoplasms (cancer), diseases of the heart and cerebrovascular diseases (stroke). These three causes of death accounted for 53 percent of total deaths among Wisconsin residents.
- Accidents were the leading underlying cause of death among males ages 1-44. Cancer was the leading cause of death among men ages 45-84.
- Accidents were the leading underlying cause of death among females ages 15-44. Cancer was the leading cause of death among girls ages 1-14 and women 45-84 years of age.
- Cancer and diseases of the heart were the two leading underlying causes of death in each race group. In 2010, cancer accounted for 24 percent of deaths among African Americans, Asians and whites, and 21 percent of deaths among American Indians. Diseases of the heart accounted for 22 percent of deaths among African Americans, 24 percent of deaths among whites, 20 percent of deaths among American Indians and 16 percent of deaths among Asians.
- Accidents were the third leading cause of death among males of all races except for Asian males, for whom suicide was the third leading cause.
- Among females in every race group, diseases of the heart and malignant neoplasms (cancer) were the two leading underlying causes of death in 2010.
- Cancer and diseases of the heart were the leading causes of death among Hispanics/Latinos. In 2010, cancer accounted for 22 percent of deaths among Hispanics and 24 percent of deaths among non-Hispanics.
- There were 11 maternal deaths in 2010, fewer than in 2009 (13). Maternal deaths are deaths attributed to pregnancy-related health conditions or events of delivery.

**Table 1. Deaths and Death Rates, Wisconsin and United States, Selected Years, 1910-2010**

Year	Number of Wisconsin Deaths	Wisconsin Death Rate	U.S. Death Rate
1910	28,213	12.1	14.7
1915	26,676	10.7	13.5
1920	29,859	11.3	13.0
1925	29,380	10.5	11.8
1930	30,488	10.4	11.3
1935	30,404	10.0	10.9
1940	31,457	10.0	10.8
1945	31,776	10.7	10.6
1950	33,573	9.7	9.6
1955	35,250	9.6	9.3
1960	38,121	9.6	9.5
1965	40,146	9.5	9.4
1970	40,820	9.2	9.5
1975	39,916	8.8	8.9
1980	40,801	8.7	8.8
1985	41,434	8.7	8.7
1990	42,655	8.7	8.6
1995	45,037	8.8	8.8
2000	46,405	8.7	8.7
2005	46,544	8.3	8.3
2006	46,051	8.2	8.1
2007	46,117	8.2	8.0
2008	46,526	8.2	8.1
2009	45,598	8.0	7.9
2010	47,212	8.3	7.9

Source: Wisconsin data are from the Office of Health Informatics, Division of Public Health, Department of Health Services. U.S. death rates through 1995 are final data from the *Monthly Vital Statistics Reports* of the National Center for Health Statistics; this report is now titled *National Vital Statistics Reports*. U.S. death rates for 2000-2007 are final data from the *National Vital Statistics Reports*. The U.S. death rate for 2008 was taken from *National Vital Statistics Reports*, “Deaths: Preliminary Data for 2008,” Volume 59, No. 2, December 9, 2010. The U.S. death rate for 2009 was taken from *National Vital Statistics Reports*, “Deaths: Preliminary Data for 2009,” Volume 59, No. 4, March 16, 2011. The 2010 U.S. death rate is provisional data taken from the National Center for Health Statistics website, at [http://www.cdc.gov/nchs/products/nvsr/monthly\\_provisional\\_notice.htm](http://www.cdc.gov/nchs/products/nvsr/monthly_provisional_notice.htm).

Note: Rates shown here are deaths per 1,000 population.

- In 2010, there were 47,212 deaths of Wisconsin residents, 1,614 more than in 2009.
- In 2010, the Wisconsin death rate (deaths per 1,000 population) was 8.3, slightly higher than the death rate in 2009.
- The Wisconsin death rate has been similar to the United States death rate every year since 1945.



**Table 2. Deaths and Death Rates by Age and Sex, Wisconsin 2010**

Age Group	Total		Male		Female	
	Number Of Deaths	Death Rate	Number of Deaths	Death Rate	Number of Deaths	Death Rate
<b>All Ages</b>	<b>47,212</b>	<b>830.0</b>	<b>23,198</b>	<b>821.7</b>	<b>24,014</b>	<b>838.1</b>
Under 1	393	574.8	222	634.1	171	512.6
1-4	58	20.0	33	22.2	25	17.6
5-9	47	12.7	30	15.9	17	9.4
10-14	51	13.6	34	17.7	17	9.3
15-19	193	48.3	141	68.8	52	26.7
20-24	300	77.6	238	125.5	62	31.5
25-29	303	81.3	206	108.8	97	53.0
30-34	327	93.6	219	122.9	108	63.1
35-39	433	125.4	276	158.0	157	92.0
40-44	633	166.4	400	208.6	233	123.5
45-49	1,170	267.3	697	318.9	473	215.9
50-54	1,729	396.4	1,075	492.4	654	300.2
55-59	2,362	611.9	1,457	755.0	905	468.8
60-64	2,784	886.8	1,682	1,079.2	1,102	697.1
65-69	3,178	1,399.2	1,849	1,692.9	1,329	1,127.1
70-74	3,928	2,263.1	2,220	2,738.0	1,708	1,846.7
75-79	5,151	3,645.0	2,805	4,506.7	2,346	2,966.6
80-84	7,127	6083.6	3,577	7,514.7	3,550	5,104.2
85-89	7,983	10,558.1	3,360	12,761.1	4,623	9,381.1
90-94	5,976	18,043.5	1,977	21,419.3	3,999	16,739.2
95 +	3,086	31,522.0	700	36,842.1	2,386	30,240.8

Source: Office of Health Informatics, Division of Public Health, Department of Health Services. For the population data used to calculate rates, see Technical Notes, page 85.

Note: Rates by age and sex are deaths per 100,000 population in that age group or age/sex group.

- Age-specific death rates generally increase with age, except that the death rate for infants (under age one) is higher than that for children in other age groups.
- Age-specific death rates for males generally exceed death rates for females. However, among persons aged 85 and older, the number of female deaths is greater than the number of male deaths (even though male death rates remain generally higher). This is because many more females than males live past the age of 85.

**Table 3. Population, Deaths and Death Rates by Region of Residence, Wisconsin 2010**

<b>DHS Regions</b>	<b>Estimated Population</b>	<b>Number of Deaths</b>	<b>Death Rate</b>
<b>State Total</b>	<b>5,688,420</b>	<b>47,212</b>	<b>830.0</b>
Northeastern	1,224,760	10,335	843.8
Northern	487,580	4,635	950.6
Southeastern	2,103,820	17,323	823.4
Southern	1,096,780	8,532	778.0
Western	775,480	6,383	823.1

Source: Office of Health Informatics, Division of Public Health, Department of Health Services.

Notes: Population numbers may not sum to total due to rounding. Rates shown here are deaths per 100,000 population. For a map of the Department of Health Services Regions, see Technical Notes, page 84. Effective with 2003 data, Vernon County is included in the Southern Region instead of the Western Region. There are four deaths included in the state total for which county of residence is unknown.

- In 2010, death rates ranged from a low of 778.0 per 100,000 population in the Department of Health Services' Southern Region to a high of 950.6 in the Northern Region. Differences in the death rate by region reflect many factors, including the age distribution of the region's population.

## Deaths and Death Rates

**Table 4. Deaths by County of Residence, Wisconsin 2001–2010**

	2001	2002	2003	2004	2005	2006	2007	2008	2009	2010
<b>State Total</b>	<b>46,537</b>	<b>46,893</b>	<b>46,040</b>	<b>45,488</b>	<b>46,544</b>	<b>46,051</b>	<b>46,117</b>	<b>46,526</b>	<b>45,598</b>	<b>47,212</b>
Adams	249	218	239	220	225	218	250	202	227	255
Ashland	201	210	191	210	205	164	203	188	172	188
Barron	475	505	474	431	487	484	467	452	461	482
Bayfield	165	157	127	145	149	129	157	146	180	152
Brown	1,598	1,573	1,565	1,559	1,626	1,619	1,641	1,684	1,573	1,610
Buffalo	131	130	145	111	117	117	116	140	123	146
Burnett	195	212	193	174	182	181	166	153	144	135
Calumet	242	246	235	273	265	252	288	277	303	284
Chippewa	521	534	497	464	522	465	507	501	513	485
Clark	300	352	348	353	339	312	296	339	325	354
Columbia	551	519	485	496	498	465	502	502	480	514
Crawford	175	176	175	165	169	175	178	162	164	156
Dane	2,663	2,677	2,657	2,633	2,648	2,606	2,777	2,746	2,742	2,858
Dodge	855	895	919	823	826	871	871	844	841	913
Door	316	316	290	289	314	274	286	312	329	311
Douglas	410	454	450	448	425	448	439	415	394	397
Dunn	258	298	262	270	260	287	288	313	284	305
Eau Claire	736	703	687	700	704	772	719	708	697	703
Florence	53	48	53	54	45	51	46	56	48	66
Fond du Lac	940	877	866	887	1,000	941	932	915	842	902
Forest	104	102	109	101	103	128	120	120	106	109
Grant	525	465	496	506	484	518	511	477	466	504
Green	318	340	324	305	316	301	331	315	334	313
Green Lake	227	255	246	223	230	237	190	255	224	201
Iowa	213	191	189	202	177	197	185	204	164	208
Iron	86	87	92	89	110	78	85	76	87	83
Jackson	204	191	212	214	189	176	202	164	170	180
Jefferson	569	569	620	588	608	572	577	641	624	615
Juneau	275	262	311	279	278	267	277	269	258	274
Kenosha	1,228	1,249	1,266	1,295	1,253	1,260	1,306	1,254	1,215	1,272
Kewaunee	203	185	171	184	182	181	195	167	183	147
La Crosse	950	889	875	892	818	904	936	906	904	923
Lafayette	122	147	156	141	130	136	142	153	133	146
Langlade	238	244	236	244	233	216	242	251	228	202
Lincoln	314	346	294	287	316	296	286	322	290	300
Manitowoc	818	823	751	763	742	792	817	821	772	824

(continued)

## Deaths and Death Rates

**Table 4. Deaths by County of Residence, Wisconsin 2001–2010**

	2001	2002	2003	2004	2005	2006	2007	2008	2009	2010
Marathon	974	990	946	925	976	932	1,035	1,092	1,019	1,100
Marinette	530	502	524	473	493	520	482	466	450	452
Marquette	180	166	169	167	185	180	159	155	161	179
Menominee	40	29	34	44	45	26	37	42	47	36
Milwaukee	8,855	9,022	8,614	8,492	8,605	8,190	8,151	8,026	7,856	8,147
Monroe	376	433	415	407	399	382	384	421	401	390
Oconto	347	315	329	327	327	323	315	349	347	356
Oneida	360	401	355	422	421	421	422	385	429	425
Outagamie	1,083	1,123	1,147	1,113	1,194	1,141	1,190	1,188	1,143	1,218
Ozaukee	615	568	620	635	605	678	690	679	688	744
Pepin	70	88	90	70	66	70	76	56	81	81
Pierce	208	251	228	232	229	215	232	249	242	231
Polk	396	417	419	397	401	404	406	448	409	401
Portage	452	463	417	454	491	459	481	460	448	477
Price	191	186	202	215	200	182	192	182	159	161
Racine	1,605	1,489	1,492	1,498	1,537	1,607	1,495	1,600	1,517	1,628
Richland	182	197	180	166	164	169	183	183	177	160
Rock	1,336	1,296	1,308	1,306	1,409	1,402	1,267	1,335	1,311	1,379
Rusk	212	179	170	176	191	167	147	158	159	170
St. Croix	424	484	464	413	429	435	443	473	519	541
Sauk	545	509	507	511	505	523	563	573	552	582
Sawyer	212	207	189	153	184	204	172	188	189	170
Shawano	431	457	445	422	448	429	413	448	375	449
Sheboygan	1,008	1,092	992	1,037	1,089	1,098	991	1,014	1,021	1,001
Taylor	192	202	172	159	196	149	175	195	191	198
Trempealeau	321	284	318	260	280	295	331	288	262	264
Vernon	335	309	286	271	324	281	296	294	294	270
Vilas	264	260	240	223	235	271	274	291	282	242
Walworth	787	815	788	871	860	845	806	789	844	836
Washburn	187	180	173	174	193	179	163	174	194	195
Washington	827	851	892	872	868	874	924	903	940	997
Waukesha	2,665	2,833	2,743	2,715	2,903	2,914	2,731	3,037	2,913	3,084
Waupaca	684	624	711	653	677	714	685	676	697	709
Waushara	282	250	268	296	237	246	271	249	223	259
Winnebago	1,270	1,280	1,315	1,247	1,258	1,321	1,272	1,330	1,355	1,397
Wood	663	696	672	674	745	714	731	679	702	762

Source: Office of Health Informatics, Division of Public Health, Department of Health Services.

Note: There are four records included in the total for 2010 for which county of residence was unknown.

## Deaths and Death Rates

**Table 5. Deaths by County of Residence and Selected Minor Civil Divisions, Wisconsin 2010**

<b>STATE TOTAL</b>	<b>47,212</b>	Menasha (C) (Pt.)	4	Mount Horeb (V)	67
Urban*	36,372	New Holstein (C)	43	Oregon (T)	7
Balance of County	10,840	Sherwood (V)	13	Oregon (V)	70
		Balance of County	64	Pleasant Springs (T)	17
<b>ADAMS</b>	255			Springfield (T)	8
Rome (T)	29	<b>CHIPPEWA</b>	485	Stoughton (C)	183
Balance of County	226	Bloomer (C)	47	Sun Prairie (C)	171
		Chippewa Falls (C)	202	Verona (C)	86
<b>ASHLAND</b>	188	Eagle Point (T)	11	Waunakee (V)	102
Ashland (C) (Pt.)	124	Eau Claire (C) (Pt.)	6	Westport (T)	18
Balance of County	64	Lafayette (T)	29	Windsor (T)	28
		Lake Hallie (V)	21	Balance of County	204
<b>BARRON</b>	482	Stanley (C)	26		
Barron (C)	62	Wheaton (T)	15	<b>DODGE</b>	913
Rice Lake (C)	125	Balance of County	128	Ashippun (T)	13
Rice Lake (T)	15			Beaver Dam (C)	211
Balance of County	280	<b>CLARK</b>	354	Beaver Dam (T)	15
		Neillsville (C)	47	Fox Lake (T)	13
<b>BAYFIELD</b>	152	Stanley (C)	1	Horicon (C)	40
		Balance of County	306	Juneau (C)	45
<b>BROWN</b>	1,610			Mayville (C)	57
Allouez (V)	116	<b>COLUMBIA</b>	514	Watertown (C) (Pt.)	162
Ashwaubenon (V)	150	Columbus (C) (Pt.)	46	Waupun (C) (Pt.)	72
Bellevue (V)	75	Lodi (C)	35	Balance of County	285
De Pere (C)	176	Lodi (T)	16		
Green Bay (C)	718	Pacific (T)	21	<b>DOOR</b>	311
Hobart (V)	24	Portage (C)	111	Sevastopol (T)	17
Howard (V) (Pt.)	77	Poynette (V)	18	Sturgeon Bay (C)	141
Lawrence (T)	10	Balance of County	267	Balance of County	153
Ledgeview (T)	47				
Pittsfield (T)	12	<b>CRAWFORD</b>	156	<b>DOUGLAS</b>	397
Pulaski (V) (Pt.)	34	Prairie du Chien (C)	75	Superior (C)	270
Scott (T)	25	Balance of County	81	Balance of County	127
Suamico (V)	47				
Wrightstown (V) (Pt.)	15	<b>DANE</b>	2,858	<b>DUNN</b>	305
Balance of County	84	Bristol (T)	9	Menomonie (C)	138
		Burke (T)	6	Menomonie (T)	9
<b>BUFFALO</b>	146	Cottage Grove (T)	8	Balance of County	158
Mondovi (C)	55	Cottage Grove (V)	30		
Balance of County	91	Cross Plains (V)	14	<b>EAU CLAIRE</b>	703
		DeForest (V)	48	Altoona (C)	75
<b>BURNETT</b>	135	Dunn (T)	27	Eau Claire (C) (Pt.)	493
		Fitchburg (C)	85	Pleasant Valley (T)	6
<b>CALUMET</b>	284	Madison (C)	1,363	Seymour (T)	9
Appleton (C) (Pt.)	38	Madison (T)	1	Union (T)	8
Brillion (C)	37	Marshall (V)	24	Washington (T)	16
Chilton (C)	57	McFarland (V)	54	Balance of County	96
Harrison (T)	24	Middleton (C)	138		
Kiel (C) (Pt.)	4	Middleton (T)	16		
		Monona (C)	74		

\* "Urban" is the sum of incorporated places having a population of 2,500 or more according to the latest estimates available.

## Deaths and Death Rates

<b>FLORENCE</b>	66	<b>JUNEAU</b>	274	<b>MARATHON</b>	1,100
		Mauston (C)	55	Kronenwetter (V)	18
<b>FOND DU LAC</b>	902	Necedah (T)	24	Marshfield (C) (Pt.)	24
Empire (T)	6	Balance of County	195	Mosinee (C)	47
Fond du Lac (C)	514	<b>KENOSHA</b>	1,272	Rib Mountain (T)	48
Fond du Lac (T)	5	Bristol (T)	29	Rothschild (V)	50
Friendship (T)	15	Kenosha (C)	872	Wausau (C)	449
No. Fond du Lac (V)	33	Paddock Lake (V)	18	Weston (V)	109
Ripon (C)	89	Pleasant Prairie (V)	122	Balance of County	355
Taycheedah (T)	19	Randall (T)	22	<b>MARINETTE</b>	452
Waupun (C) (Pt.)	26	Salem (T)	66	Marinette (C)	131
Balance of County	195	Somers (T)	29	Peshtigo (C)	82
<b>FOREST</b>	109	Twin Lakes (V)	43	Peshtigo (T)	17
		Wheatland (T)	25	Stephenson (T)	34
<b>GRANT</b>	504	Balance of County	46	Balance of County	188
Boscobel (C)	44	<b>KEWAUNEE</b>	147	<b>MARQUETTE</b>	179
Lancaster (C)	48	Algoma (C)	44	<b>MENOMINEE</b>	36
Platteville (C)	102	Kewaunee (C)	37	Menominee (T)	36
Balance of County	310	Balance of County	66	<b>MILWAUKEE</b>	8,147
<b>GREEN</b>	313	<b>LA CROSSE</b>	923	Bayside (V) (Pt.)	48
Brodhead (C) (Pt.)	26	Campbell (T)	33	Brown Deer (V)	99
Monroe (C)	128	Holland (T)	15	Cudahy (C)	169
Balance of County	159	Holmen (V)	41	Fox Point (V)	50
<b>GREEN LAKE</b>	201	La Crosse (C)	514	Franklin (C)	244
Berlin (C) (Pt.)	59	Onalaska (C)	142	Glendale (C)	163
Balance of County	142	Onalaska (T)	14	Greendale (V)	168
<b>IOWA</b>	208	Shelby (T)	16	Greenfield (C)	500
Dodgeville (C)	54	West Salem (V)	71	Hales Corners (V)	81
Mineral Point (C)	34	Balance of County	77	Milwaukee (C) (Pt.)	4,600
Balance of County	120	<b>LAFAYETTE</b>	146	Oak Creek (C)	231
<b>IRON</b>	83	<b>LANGLADE</b>	202	Shorewood (V)	59
		Antigo (C)	113	South Milwaukee (C)	275
<b>JACKSON</b>	180	Balance of County	89	St. Francis (C)	116
Black River Falls (C)	65	<b>LINCOLN</b>	300	Wauwatosa (C)	532
Brockway (T)	18	Bradley (T)	30	West Allis (C)	693
Balance of County	97	Merrill (C)	132	West Milwaukee (V)	30
<b>JEFFERSON</b>	615	Merrill (T)	14	Whitefish Bay (V)	75
Ft. Atkinson (C)	141	Tomahawk (C)	70	Balance of County	14
Ixonia (T)	22	Balance of County	54	<b>MONROE</b>	390
Jefferson (C)	98	<b>MANITOWOC</b>	824	Sparta (C)	103
Koshkonong (T)	23	Kiel (C) (Pt.)	28	Sparta (T)	26
Lake Mills (C)	68	Manitowoc (C)	465	Tomah (C)	131
Oakland (T)	15	Manitowoc Rapids (T)	31	Balance of County	130
Waterloo (C)	20	Two Rivers (C)	130		
Watertown (C) (Pt.)	80	Balance of County	170		
Whitewater (C) (Pt.)	5				
Balance of County	143				

## Deaths and Death Rates

<b>OCONTO</b>	356	<b>POLK</b>	401	<b>RUSK</b>	170
Chase (T)	11	Alden (T)	5	Ladysmith (C)	65
Little Suamico (T)	19	Amery (C)	93	Balance of County	105
Oconto (C)	65	Lincoln (T)	8		
Oconto Falls (C)	62	Osceola (T)	11	<b>ST. CROIX</b>	541
Balance of County	199	Osceola (V)	21	Baldwin (V)	36
		Balance of County	263	Hudson (C)	134
<b>ONEIDA</b>	425			Hudson (T)	10
Minocqua (T)	55	<b>PORTAGE</b>	477	New Richmond (C)	96
Newbold (T)	16	Hull (T)	23	North Hudson (V)	15
Pelican (T)	25	Plover (V)	75	Richmond (T)	4
Pine Lake (T)	22	Stevens Point (C)	216	River Falls (C) (Pt.)	62
Rhineland (C)	151	Stockton (T)	12	Somerset (T)	6
Balance of County	156	Balance of County	151	St. Joseph (T)	9
				Star Prairie (T)	5
<b>OUTAGAMIE</b>	1,218	<b>PRICE</b>	161	Troy (T)	11
Appleton (C) (Pt.)	429	Park Falls (C)	44	Balance of County	153
Buchanan (T)	25	Balance of County	117		
Center (T)	17			<b>SAUK</b>	582
Combined Locks (V)	19	<b>RACINE</b>	1,628	Baraboo (C)	146
Dale (T)	7	Burlington (C) (Pt.)	135	Lake Delton (V)	23
Ellington (T)	15	Burlington (T)	29	Prairie du Sac (V)	27
Freedom (T)	22	Caledonia (V)	187	Reedsburg (C)	118
Grand Chute (T)	185	Dover (T)	45	Sauk City (V)	47
Greenville (T)	42	Mt. Pleasant (V)	238	Balance of County	221
Hortonville (V)	22	Norway (T)	45		
Kaukauna (C)	131	Racine (C)	712	<b>SAWYER</b>	170
Kimberly (V)	46	Raymond (T)	12	Hayward (T)	16
Little Chute (V)	69	Sturtevant (V)	47	Balance of County	154
New London (C) (Pt.)	12	Union Grove (V)	71		
Oneida (T)	28	Waterford (T)	25	<b>SHAWANO</b>	449
Seymour (C)	60	Waterford (V)	46	Pulaski (V) (Pt.)	1
Wrightstown (V) (Pt.)	3	Yorkville (T)	4	Shawano (C)	125
Balance of County	86	Balance of County	32	Wescott (T)	27
				Balance of County	296
<b>OZAUKEE</b>	744	<b>RICHLAND</b>	160		
Cedarburg (C)	174	Richland Center (C)	55	<b>SHEBOYGAN</b>	1,001
Cedarburg (T)	24	Balance of County	105	Greenbush (T)	74
Grafton (T)	23			Howards Grove (V)	11
Grafton (V)	83	<b>ROCK</b>	1,379	Lima (T)	15
Mequon (C)	198	Beloit (C)	424	Oostburg (V)	19
Port Washington (C)	114	Beloit (T)	37	Plymouth (C)	92
Saukville (V)	21	Brodhead (C) (Pt.)	8	Plymouth (T)	48
Thiensville (V)	43	Edgerton (C) (Pt.)	42	Sheboygan (C)	526
Balance of County	64	Evansville (C)	52	Sheboygan (T)	17
		Fulton (T)	20	Sheboygan Falls (C)	94
<b>PEPIN</b>	81	Janesville (C)	539	Wilson (T)	9
		Janesville (T)	6	Balance of County	163
<b>PIERCE</b>	231	Milton (C)	53		
Ellsworth (V)	39	Milton (T)	19	<b>TAYLOR</b>	198
Prescott (C)	34	Rock (T)	24	Medford (C)	76
River Falls (C) (Pt.)	39	Balance of County	155	Balance of County	122
Balance of County	119				

## Deaths and Death Rates

---

<b>TREMPEALEAU</b>	264	Germantown (V)	157	Waukesha (C)	600
		Hartford (C)	126	Waukesha (T)	13
<b>VERNON</b>	270	Hartford (T)	11	Balance of County	280
Viroqua (C)	57	Jackson (T)	22		
Balance of County	213	Jackson (V)	50	<b>WAUPACA</b>	709
		Kewaskum (V)	28	Clintonville (C)	66
<b>VILAS</b>	242	Polk (T)	21	Dayton (T)	28
Arbor Vitae (T)	31	Richfield (T)	9	Farmington (T)	170
Lac Du Flambeau (T)	31	Slinger (V)	35	Mukwa (T)	15
Lincoln (T)	31	Trenton (T)	24	New London (C) (Pt.)	82
Balance of County	149	West Bend (C)	287	Waupaca (C)	120
		West Bend (T)	80	Balance of County	228
<b>WALWORTH</b>	836	Balance of County	83	<b>WAUSHARA</b>	259
Bloomfield (T)	51				
Delavan (C)	73	<b>WAUKESHA</b>	3,084	<b>WINNEBAGO</b>	1,397
Delavan (T)	28	Brookfield (C)	409	Algoma (T)	27
East Troy (T)	21	Brookfield (T)	29	Appleton (C) (Pt.)	53
East Troy (V)	47	Delafield (C)	44	Black Wolf (T)	17
Elkhorn (C)	118	Delafield (T)	37	Clayton (T)	11
Geneva (T)	39	Elm Grove (V)	70	Menasha (C) (Pt.)	139
Genoa City (V)	20	Genesse (T)	25	Menasha (T)	140
La Grange (T)	13	Hartland (V)	58	Neenah (C)	231
Lake Geneva (C)	92	Lisbon (T)	61	Neenah (T)	14
Lyons (T)	29	Menomonee Falls (V)	345	Omro (C)	51
Sugar Creek (T)	27	Merton (T)	32	Oshkosh (C)	595
Walworth (V)	33	Merton (V)	3	Oshkosh (T)	8
Whitewater (C) (Pt.)	98	Milwaukee (C) (Pt.)	1	Balance of County	111
Williams Bay (V)	21	Mukwonago (T)	25		
Balance of County	126	Mukwonago (V) (Pt.)	82	<b>WOOD</b>	762
		Muskego (C)	172	Grand Rapids (T)	29
<b>WASHBURN</b>	195	New Berlin (C)	352	Marshfield (C) (Pt.)	172
Spoooner (C)	50	Oconomowoc (C)	171	Nekoosa (C)	37
Balance of County	145	Oconomowoc (T)	46	Saratoga (T)	39
		Ottawa (T)	18	Wisc. Rapids (C)	283
<b>WASHINGTON</b>	997	Pewaukee (V)	70	Balance of County	202
Addison (T)	18	Summit (T)	20		
Barton (T)	20	Sussex (V)	83	<b>UNKNOWN</b>	4
Erin (T)	10	Vernon (T)	28		
Farmington (T)	16	Wales (V)	10		

---

Source: Office of Health Informatics, Division of Public Health, Department of Health Services.

Notes: Minor civil divisions are City (C), Village (V) and Township (T). Places located in more than one county are indicated by (Pt.) (an abbreviation of "Part").

There are four deaths included in the state total and state "balance of county" total for which place of residence was unknown.



## Deaths and Death Rates

**Table 6. Deaths by County of Residence and County of Occurrence, Wisconsin 2010**

	Residence	Occurrence		Residence	Occurrence
<b>State Total</b>	<b>47,212</b>	<b>47,067</b>			
Adams	255	158	Marathon	1,100	1,240
Ashland	188	196	Marinette	452	438
Barron	482	440	Marquette	179	97
Bayfield	152	97	Menominee	36	15
Brown	1,610	1,990	Milwaukee	8,147	8,867
Buffalo	146	76	Monroe	390	381
Burnett	135	88	Oconto	356	259
Calumet	284	198	Oneida	425	480
Chippewa	485	373	Outagamie	1,218	1,330
Clark	354	253	Ozaukee	744	885
Columbia	514	465	Pepin	81	72
Crawford	156	151	Pierce	231	158
Dane	2,858	3,588	Polk	401	374
Dodge	913	805	Portage	477	419
Door	311	267	Price	161	153
Douglas	397	240	Racine	1,628	1,419
Dunn	305	236	Richland	160	146
Eau Claire	703	1,012	Rock	1,379	1,325
Florence	66	37	Rusk	170	128
Fond du Lac	902	892	St. Croix	541	450
Forest	109	73	Sauk	582	558
Grant	504	414	Sawyer	170	130
Green	313	287	Shawano	449	350
Green Lake	201	197	Sheboygan	1,001	975
Iowa	208	176	Taylor	198	145
Iron	83	51	Trempealeau	264	209
Jackson	180	153	Vernon	270	227
Jefferson	615	479	Vilas	242	146
Juneau	274	219	Walworth	836	696
Kenosha	1,272	1,266	Washburn	195	174
Kewaunee	147	88	Washington	997	845
La Crosse	923	1,245	Waukesha	3,084	3,086
Lafayette	146	95	Waupaca	709	638
Langlade	202	181	Waushara	259	160
Lincoln	300	247	Winnebago	1,397	1,519
Manitowoc	824	719	Wood	762	1,121

Source: Office of Health Informatics, Division of Public Health, Department of Health Services.

Notes: The “residence” column indicates the number of deaths among residents of the county, regardless of where the person died. The “occurrence” column indicates the number of deaths that occurred in that county, regardless of where the person resided. Statewide totals for the two columns differ because some Wisconsin resident deaths occur outside the state, and some deaths of non-residents occur within the state.

The total for resident deaths includes four deaths with unknown county of residence.

**Table 7. Deaths by Disposition of Body, Wisconsin 2001-2010**

Disposition of Body	Years									
	2001	2002	2003	2004	2005	2006	2007	2008	2009	2010
<b>TOTAL DEATHS</b>	<b>46,537</b>	<b>46,893</b>	<b>46,040</b>	<b>45,488</b>	<b>46,544</b>	<b>46,051</b>	<b>46,117</b>	<b>46,526</b>	<b>45,598</b>	<b>47,212</b>
<b>PERCENT</b>	<b>100.0</b>	<b>100.0</b>	<b>100.0</b>	<b>100.0</b>	<b>100.0</b>	<b>100.0</b>	<b>100.0</b>	<b>100.0</b>	<b>100.0</b>	<b>100.00</b>
Burial	29,044	28,874	27,689	26,531	26,769	25,653	25,001	24,110	22,417	22,472
Percent	62.4	61.6	60.1	58.3	57.5	55.7	54.2	51.8	49.2	47.5
Cremation	13,160	13,790	14,287	15,044	15,884	16,550	17,337	18,687	19,636	21,183
Percent	28.3	29.4	31.0	33.1	34.1	35.9	37.6	40.2	43.1	44.9
Entombment	3,827	3,698	3,566	3,515	3,567	3,397	3,321	3,273	3,149	3,155
Percent	8.2	7.9	7.7	7.7	7.7	7.4	7.2	7.0	6.9	6.7
Donation	231	305	251	249	274	267	245	258	262	298
Percent	0.5	0.7	0.5	0.5	0.6	0.6	0.5	0.6	0.6	0.6
Unknown	275	226	247	149	50	184	213	198	134	104
Percent	0.6	0.5	0.5	0.3	0.1	0.4	0.5	0.4	0.3	0.2

Source: Office of Health Informatics, Division of Public Health, Department of Health Services.

Notes: Percents may not add to 100 due to rounding.

“Donation” means the body was donated for use in medical research and/or education.

“Entombment” means the casket is placed in an above-ground structure, such as a mausoleum.

“Unknowns” are due to reporting of Wisconsin resident deaths occurring in other states. Some states do not consistently report disposition of the body.

- Cremations continued to increase as a percentage of total deaths, while burials continued to decrease. Cremations constituted 45 percent of dispositions in 2010 (compared to 43% in 2009 and 28% in 2001); burials constituted 47 percent of total deaths in 2010 (compared to 49% in 2009 and 62% in 2001).

**Table 8. Autopsies Performed by Age of Decedent, Wisconsin, Selected Years, 1980–2010**

Years	Total	Age			
		Under 1	1-44	45-64	65+
<b>1980</b>					
Autopsy	5,673	469	1,065	1,649	2,490
No Autopsy	35,010	290	1,742	5,590	27,388
Unknown	116	6	5	17	88
<b>Total Deaths</b>	<b>40,801</b>	<b>765</b>	<b>2,812</b>	<b>7,256</b>	<b>29,966</b>
<b>Percent with Autopsy</b>	<b>14%</b>	<b>61%</b>	<b>38%</b>	<b>23%</b>	<b>8%</b>
<b>1990</b>					
Autopsy	4,451	343	1,297	1,107	1,704
No Autopsy	38,062	264	1,471	5,020	31,307
Unknown	142	6	9	25	102
<b>Total Deaths</b>	<b>42,655</b>	<b>613</b>	<b>2,777</b>	<b>6,152</b>	<b>33,113</b>
<b>Percent with Autopsy</b>	<b>10%</b>	<b>56%</b>	<b>47%</b>	<b>18%</b>	<b>5%</b>
<b>2000</b>					
Autopsy	3,582	183	1,240	1,139	1,020
No Autopsy	42,607	273	1,508	5,306	35,520
Unknown	215	1	20	37	157
<b>Total Deaths</b>	<b>46,405</b>	<b>457</b>	<b>2,768</b>	<b>6,482</b>	<b>36,697</b>
<b>Percent with Autopsy</b>	<b>8%</b>	<b>40%</b>	<b>45%</b>	<b>18%</b>	<b>3%</b>
<b>2010</b>					
Autopsy	3,315	144	1,155	1,373	643
No Autopsy	43,864	249	1,187	6,668	35,760
Unknown	33		3	4	26
<b>Total Deaths</b>	<b>47,212</b>	<b>393</b>	<b>2,345</b>	<b>8,045</b>	<b>36,429</b>
<b>Percent with Autopsy</b>	<b>7%</b>	<b>37%</b>	<b>49%</b>	<b>17%</b>	<b>2%</b>

Source: Office of Health Informatics, Division of Public Health, Department of Health Services.

Notes: There were two deaths in 1980 and one death in 2000 for which age was unknown.

These deaths are included in “Total Deaths” for each year.

- In 2010, an autopsy was performed in just 7 percent of deaths, compared with 14 percent in 1980.
- Autopsies are performed most frequently among children and young adults. In 2010, an autopsy was performed in 49 percent of deaths in which the decedent was aged 1-44.

## Deaths and Death Rates

**Table 9. Deaths by Injury at Work by Age, Sex, Race and Hispanic Origin, Wisconsin, 2010**

	Age							
	Less than 15	15 and over	15-24	25-34	35-44	45-54	55-64	65 and over
<b>ALL RACES, Both Sexes</b>	---	57	2	7	12	10	15	11
<b>Male</b>	---	54	2	7	11	8	15	11
<b>Female</b>	---	3	---	---	1	2	---	---
White, Both Sexes	---	54	2	7	11	9	14	11
Male	---	51	2	7	10	7	14	11
Female	---	3	---	---	1	2	---	---
Black, Both Sexes	---	1	---	---	---	---	1	---
Male	---	1	---	---	---	---	1	---
Female	---	---	---	---	---	---	---	---
Other, Both Sexes	---	2	---	---	1	1	---	---
Male	---	2	---	---	1	1	---	---
Female	---	---	---	---	---	---	---	---
Hispanic, Both Sexes	---	2	1	---	---	1	---	---
Male	---	2	1	---	---	1	---	---
Female	---	---	---	---	---	---	---	---
Non-Hispanic, Both Sexes	---	55	1	7	12	9	15	11
Male	---	52	1	7	11	7	15	11
Female	---	3	---	---	1	2	---	---

Source: Office of Health Informatics, Division of Public Health, Department of Health Services.

Notes: Race categories may include people of Hispanic origin; people of Hispanic origin may be of any race. This table shows the number of death certificates that specified that an injury at work contributed to the death, either as the underlying cause or as a contributing factor. Dashes (---) indicate there were no deaths in that category.

- In 2010, a total of 57 deaths were reported on death certificates as due to injuries at work; this was lower than the 2009 total (67).
- Ninety-five percent of deaths due to injuries at work in 2010 were to males.

### Map 1. Number of Infant Deaths By County of Residence, Wisconsin 2010

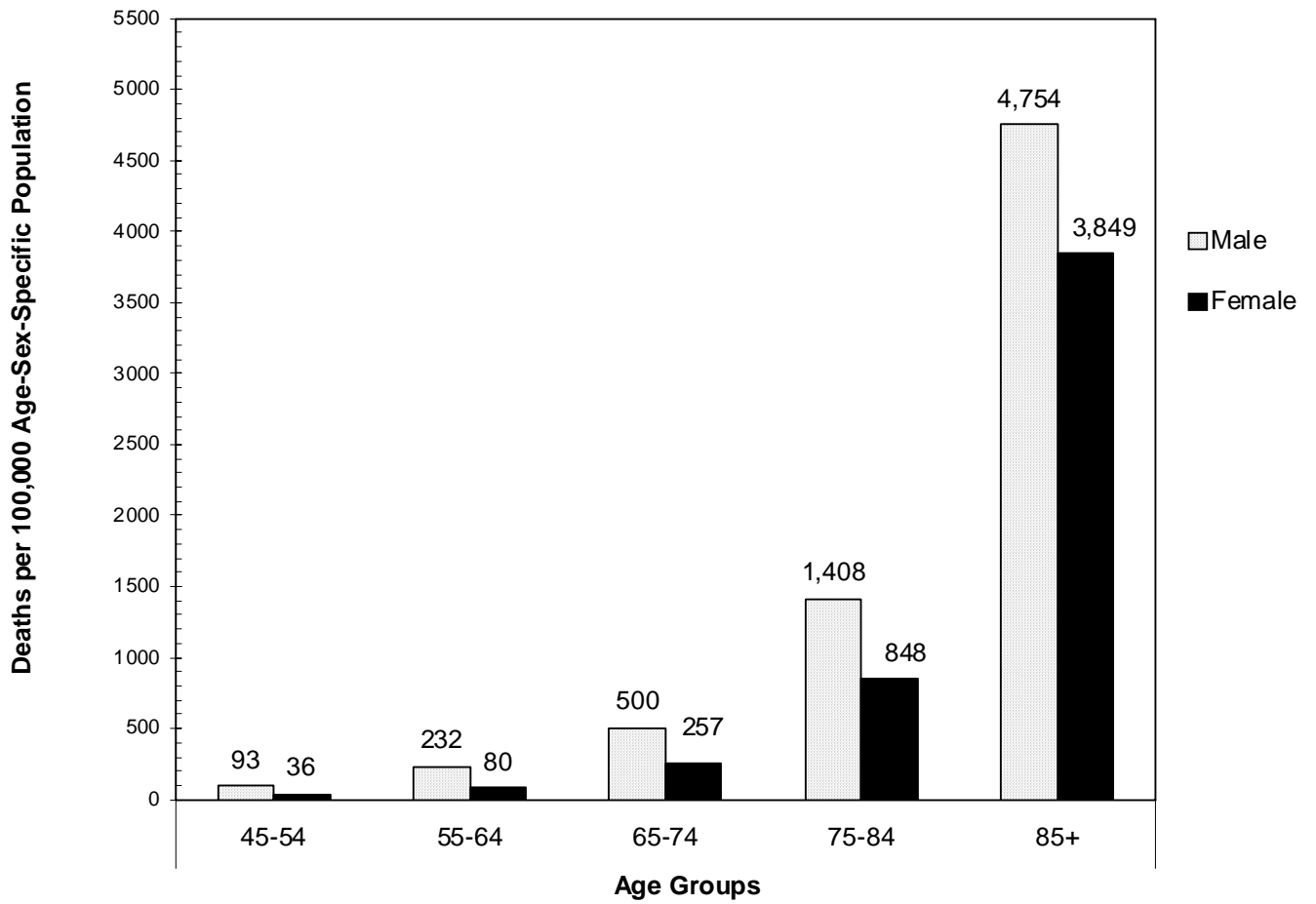


Source: Office of Health Informatics, Division of Public Health, Department of Health Services.

Note: Infant deaths are those that occur before one year of age.

- Infant deaths decreased from 2009 to 2010. There were 426 infant deaths in 2009 and 393 in 2010.
- Milwaukee County accounted for 29 percent of all infant deaths statewide in 2010, a lower percentage than in 2009 (34%). Milwaukee County had 21 percent of all Wisconsin resident births in 2010.

Figure 1. Heart Disease Death Rates by Selected Age Groups and Sex, Wisconsin 2010

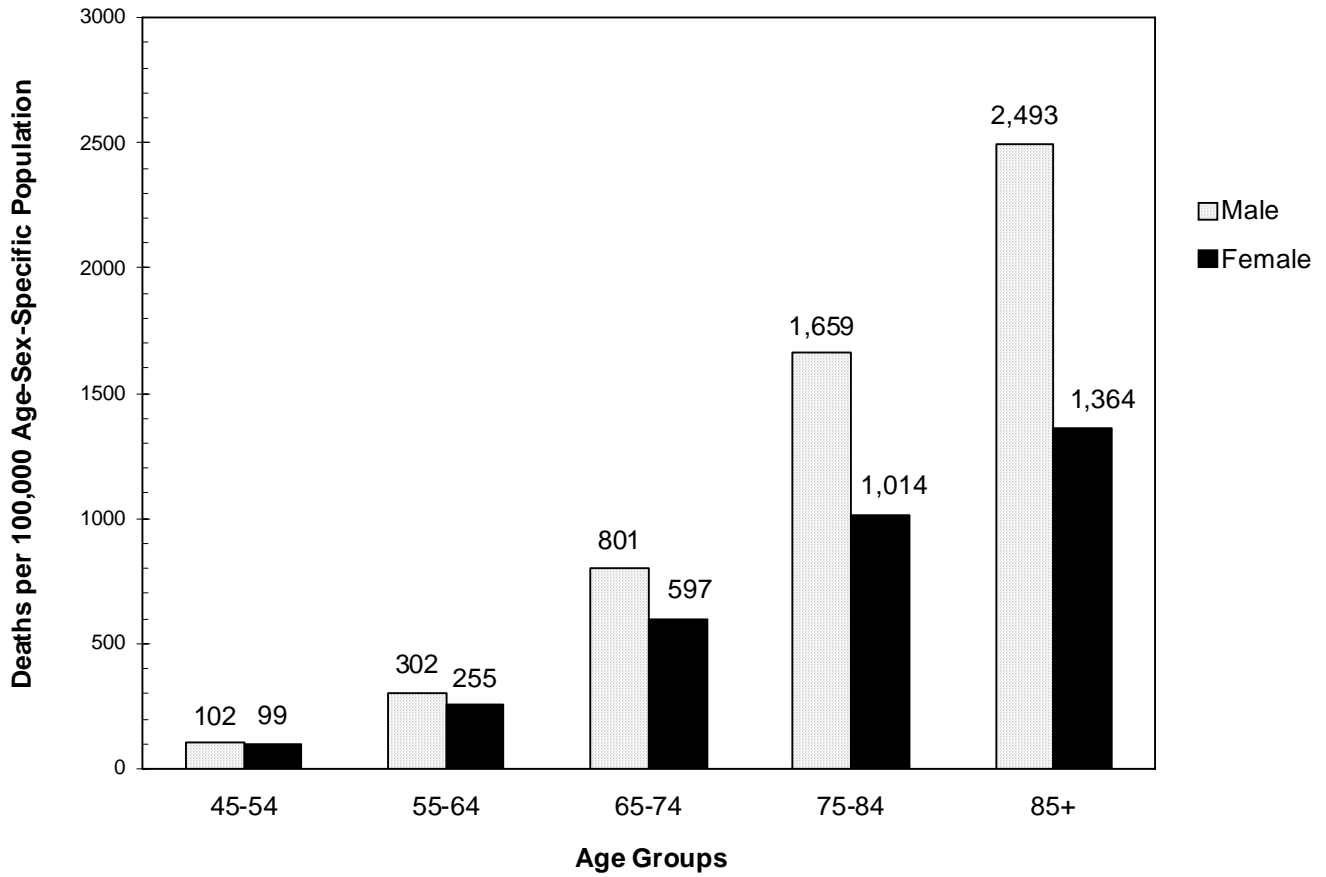


Source: Office of Health Informatics, Division of Public Health, Department of Health Services.

Note: The ICD-10 codes used for diseases of the heart are I00-I09, I11, I13, I20-I51.

- Death rates from diseases of the heart for males exceeded rates for females in all age groups.

Figure 2. Malignant Neoplasm (Cancer) Death Rates by Selected Age Groups and Sex, Wisconsin 2010

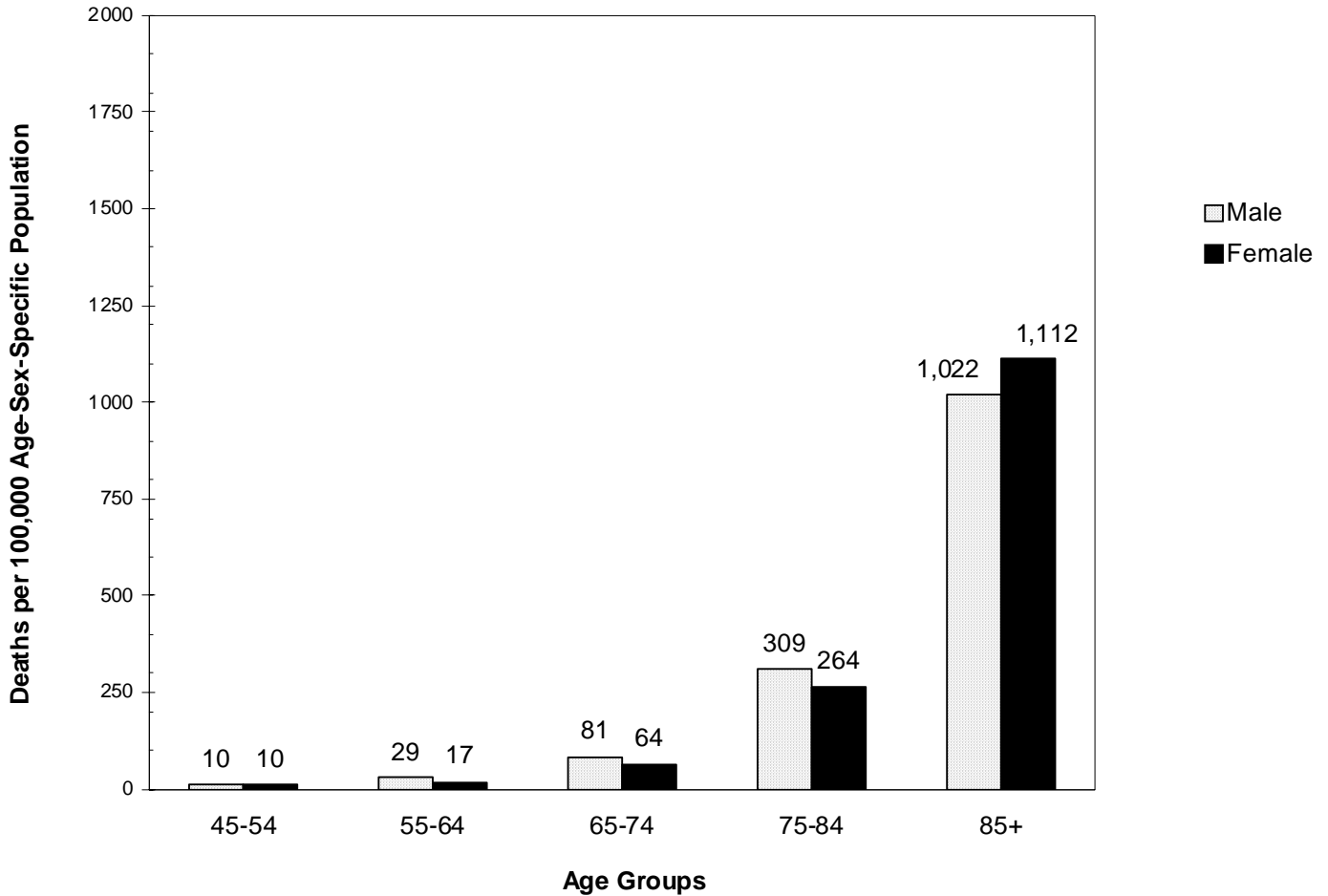


Source: Office of Health Informatics, Division of Public Health, Department of Health Services.

Note: The ICD-10 codes used for malignant neoplasms are C00-C97.

- Cancer death rates for males exceeded rates for females in all age groups.

Figure 3. Cerebrovascular Diseases (Stroke) Death Rates by Selected Age Groups and Sex, Wisconsin 2010



Source: Office of Health Informatics, Division of Public Health, Department of Health Services.

Note: The ICD-10 codes used for cerebrovascular diseases are I60-I69.

- Death rates from cerebrovascular diseases (stroke) for males exceeded rates for females in almost all age groups. For age group 45-54, the rate was identical and for ages 85 and over, the female death rate was higher.



## Cause of Death

**Table 10. Summary Categories of Cause of Death, Wisconsin 2010**

	Immediate Cause of Death	Underlying Cause of Death	All-Mention Cause of Death
<b>ALL CAUSES</b>	<b>47,212</b>	<b>47,212</b>	<b>102,592</b>
Tuberculosis	2	5	10
Syphilis	---	---	2
Human Immunodeficiency Virus (HIV)	21	50	57
Malignant Neoplasms	9,619	11,268	12,402
Diabetes Mellitus	172	1,154	4,426
Alzheimer's Disease	1,265	1,762	2,216
Diseases of the Heart	11,946	11,086	18,542
Essential Hypertension and Hypertensive Renal Disease	115	399	5,262
Cerebrovascular Diseases	2,564	2,598	4,180
Atherosclerosis	114	115	688
Other Diseases of Circulatory System	321	466	1,208
Influenza and Pneumonia	2,073	901	3,321
Chronic Lower Respiratory Diseases	1,485	2,471	4,912
Peptic Ulcer	26	62	112
Chronic Liver Disease and Cirrhosis	228	526	721
Nephritis, Nephrotic Syndrome and Nephrosis	1,526	1,163	5,002
Pregnancy, Childbirth and the Puerperium	11	11	27
Certain Conditions Originating in Perinatal Period	199	187	235
Congenital Malform./Deform./Chromosomal Abnorm.	86	170	285
Sudden Infant Death Syndrome	36	36	36
Symptoms/Signs/Abnormal Clinical/Lab Findings	2,777	176	5,340
Motor Vehicle Accidents	1	607	615
All Accidents (except motor vehicle)	15	1,912	3,019
Intentional Self-Harm (Suicide)	23	792	792
Assault (Homicide)	1	159	159
All Other External Causes	1	83	92
All Other Diseases	12,585	9,053	28,931

Source: Office of Health Informatics, Division of Public Health, Department of Health Services.

Notes: The immediate cause of death is the final disease or condition resulting in death. The underlying cause of death is the disease or injury that initiated events resulting in death. All-mention cause of death includes all conditions listed on the death record, including those in the chain of events leading to death and others contributing to the death. Thus, the all-mention cause of death column will always have a higher total than the total number of deaths. For the ICD-10 codes used for each cause, see Technical Notes, page 82. Dashes (---) indicate there were no deaths in that category.

- The underlying cause is often referred to as the “cause of death.” For example, for 11,268 Wisconsin residents who died in 2010, a malignant neoplasm was listed as the underlying cause on the death certificate. For only 9,619 residents, a malignant neoplasm was indicated as the final disease or condition that caused the person to die (immediate cause). For 12,402 residents, a malignant neoplasm contributed to death (all-mention cause).

## Cause of Death

**Table 11. Leading Underlying Causes of Death by Age, Wisconsin 2009 and 2010**

2009	Number	Rate	2010	Number	Rate
<b>TOTAL, ALL AGES</b>	45,598	802.8	<b>TOTAL, ALL AGES</b>	47,212	830.0
Malignant Neoplasms	10,845	190.9	Malignant Neoplasms	11,268	198.1
Diseases of the Heart	10,794	190.0	Diseases of the Heart	11,086	194.9
Cerebrovascular Diseases	2,499	44.0	Cerebrovascular Diseases	2,598	45.7
Chronic Lower Respiratory Dis.	2,458	43.3	Accidents (ex. med./surg. comp.)	2,496	43.9
Accidents (ex. med./surg. comp.)	2,432	42.8	Chronic Lower Respiratory Dis.	2,471	43.4
Alzheimer's Disease	1,610	28.3	Alzheimer's Disease	1,762	31.0
Diabetes Mellitus	1,107	19.5	Nephritis/Nephrotic Syn./Nephrosis	1,163	20.4
Nephritis/Nephrotic Syn./Nephrosis	991	17.4	Diabetes Mellitus	1,154	20.3
Influenza and Pneumonia	977	17.2	Influenza and Pneumonia	901	15.8
Intentional Self-Harm (Suicide)	724	12.7	Intentional Self-Harm (Suicide)	792	13.9
<b>LESS THAN 1 YEAR</b>	426	601.5	<b>LESS THAN 1 YEAR</b>	393	574.8
Dis. Rel. Short Gesta./Low Brthwgt.	98	138.4	Dis. Rel. Short Gesta./Low Brthwgt.	76	111.2
Congenital Malformations, etc.	84	118.6	Congenital Malformations, etc.	75	109.7
Accidents (ex. Med./surg. Comp.)	32	45.2	Sudden Infant Death Syndrome	36	52.7
Sudden Infant Death Syndrome	28	39.5	Accidents (ex. Med./surg. Comp.)	24	35.1
Newborn Affect. Comp. Placenta	18		Newborn Affect Mat Comp. of Preg.	16	
Neonatal Hemorrhage	14		Respiratory Distress of Newborn	16	
Newborn Affect Mat Comp. of Preg.	12		Newborn Affect. Comp. Placenta	15	
Respiratory Distress of Newborn	12		Neonatal Hemorrhage	11	
Assault (Homicide)	10		Diseases of the Circulatory System	10	
Bacterial Sepsis of Newborn	9		Diarrhea/Gastroenteritis Infect./Origin	8	
<b>1-14 YEARS</b>	146	14.4	<b>1-14 YEARS</b>	156	15.1
Accidents (ex. Med./surg. Comp.)	51	5.0	Accidents (ex. Med./surg. Comp.)	47	4.5
Malignant Neoplasms	17		Malignant Neoplasms	27	2.6
Congenital Malformations, etc.	14		Congenital Malformations, etc.	12	
Septicemia	7		In Situ/Benign/Uncertain Neoplasms	8	
Influenza and Pneumonia	6		Assault (Homicide)	7	
Intentional Self-Harm (Suicide)	6		Intentional Self-Harm (Suicide)	6	
Assault (Homicide)	6		Influenza and Pneumonia	5	
Diseases of the Heart	5		Diseases of the Heart	4	
In Situ/Benign/Uncer. Neoplasms	2		Cerebrovascular Diseases	3	
Cerebrovascular Diseases	2		Septicemia	2	
<b>15-24 YEARS</b>	481	58.3	<b>15-24 YEARS</b>	493	62.7
Accidents (ex. med./surg. comp.)	196	23.7	Accidents (ex. med./surg. comp.)	222	28.2
Intentional Self-Harm (Suicide)	98	11.9	Intentional Self-Harm (Suicide)	109	13.9
Assault (Homicide)	40	4.8	Assault (Homicide)	46	5.9
Malignant Neoplasms	31	3.8	Malignant Neoplasms	20	2.5
Diseases of the Heart	13		Diseases of the Heart	14	
Congenital Malformations, etc.	11		Congenital Malformations, etc.	9	
Influenza and Pneumonia	7		Meningococcal Infection	4	
Cerebrovascular Diseases	6		Diabetes Mellitus	4	
Pregnancy Childbirth & Puerperi.	5		Nephritis/Nephrotic Syn./Nephrosis	4	
In Situ/Benign/Uncer. Neoplasms	4		Cerebrovascular Diseases	3	

(continued)

## Cause of Death

**Table 11. Leading Underlying Causes of Death by Age, Wisconsin 2009 and 2010**

2009	Number	Rate	2010	Number	Rate
<b>25-44 YEARS</b>	<b>1,710</b>	<b>117.6</b>	<b>25-44 YEARS</b>	<b>1,696</b>	<b>117.2</b>
Accidents (ex. med./surg. comp.)	449	30.9	Accidents (ex. med./surg. comp.)	458	31.6
Malignant Neoplasms	242	16.6	Malignant Neoplasms	247	17.1
Intentional Self-Harm (Suicide)	238	16.4	Intentional Self-Harm (Suicide)	238	16.4
Diseases of the Heart	196	13.5	Diseases of the Heart	206	14.2
Assault (Homicide)	71	4.9	Assault (Homicide)	62	4.3
Chronic Liver Dis. and Cirrhosis	54	3.7	Chronic Liver Dis. and Cirrhosis	50	3.5
Cerebrovascular Diseases	38	2.6	Cerebrovascular Diseases	40	2.8
Diabetes Mellitus	36	2.5	Diabetes Mellitus	35	2.4
Influenza and Pneumonia	28	1.9	Influenza and Pneumonia	17	
Congenital Malformations, etc.	28	1.9	Septicemia	16	
<b>45-64 YEARS</b>	<b>7,867</b>	<b>507.3</b>	<b>45-64 YEARS</b>	<b>8,045</b>	<b>511.2</b>
Malignant Neoplasms	2,701	174.2	Malignant Neoplasms	2,824	179.4
Diseases of the Heart	1,629	105.0	Diseases of the Heart	1,655	105.2
Accidents (ex. med./surg. comp.)	615	39.7	Accidents (ex. med./surg. comp.)	580	36.9
Intentional Self-Harm (Suicide)	279	18.0	Intentional Self-Harm (Suicide)	330	21.0
Chronic Liver Dis. and Cirrhosis	274	17.7	Chronic Liver Dis. and Cirrhosis	300	19.1
Chronic Lower Respiratory Dis.	263	17.0	Chronic Lower Respiratory Dis.	284	18.0
Cerebrovascular Diseases	244	15.7	Diabetes Mellitus	255	16.2
Diabetes Mellitus	230	14.8	Cerebrovascular Diseases	247	15.7
Influenza and Pneumonia	106	6.8	Nephritis/Nephrotic Syn./Nephrosis	115	7.3
Nephritis/Nephrotic Syn./Nephrosis	97	6.3	Influenza and Pneumonia	76	4.8
<b>65-74 YEARS</b>	<b>6,747</b>	<b>1,720.7</b>	<b>65-74 YEARS</b>	<b>7,106</b>	<b>1,773.4</b>
Malignant Neoplasms	2,569	655.2	Malignant Neoplasms	2,781	694.0
Diseases of the Heart	1,478	376.9	Diseases of the Heart	1,492	372.3
Chronic Lower Respiratory Dis.	502	128.0	Chronic Lower Respiratory Dis.	495	123.5
Cerebrovascular Diseases	280	71.4	Cerebrovascular Diseases	288	71.9
Diabetes Mellitus	193	49.2	Diabetes Mellitus	204	50.9
Accidents (ex. med./surg. comp.)	186	47.4	Accidents (ex. med./surg. comp.)	172	42.9
Nephritis/Nephrotic Syn./Nephrosis	128	32.6	Nephritis/Nephrotic Syn./Nephrosis	166	41.4
Septicemia	82	20.9	Chronic Liver Dis. and Cirrhosis	81	20.2
Influenza and Pneumonia	81	20.7	Septicemia	75	18.7
Chronic Liver Dis. and Cirrhosis	78	19.9	Influenza and Pneumonia	73	18.2
<b>75-84 YEARS</b>	<b>11,951</b>	<b>4,643.3</b>	<b>75-84 YEARS</b>	<b>12,278</b>	<b>4,750.3</b>
Malignant Neoplasms	3,162	1,228.5	Malignant Neoplasms	3,329	1,288.0
Diseases of the Heart	2,761	1,072.7	Diseases of the Heart	2,807	1,086.0
Chronic Lower Respiratory Dis.	952	369.9	Chronic Lower Respiratory Dis.	886	342.8
Cerebrovascular Diseases	708	275.1	Cerebrovascular Diseases	731	282.8
Alzheimer's Disease	416	161.6	Alzheimer's Disease	466	180.3
Accidents (ex. med./surg. comp.)	361	140.3	Accidents (ex. med./surg. comp.)	352	136.2
Diabetes Mellitus	328	127.4	Nephritis/Nephrotic Syn./Nephrosis	351	135.8
Nephritis/Nephrotic Syn./Nephrosis	314	122.0	Diabetes Mellitus	347	134.3
Influenza and Pneumonia	234	90.9	Influenza and Pneumonia	225	87.1
Parkinson's Disease	205	79.6	Parkinson's Disease	199	77.0

(continued)

**Table 11. Leading Underlying Causes of Death by Age, Wisconsin 2009 and 2010**

2009	Number	Rate	2010	Number	Rate
<b>85 YEARS AND OVER</b>	16,270	14,086.6	<b>85 YEARS AND OVER</b>	17,045	14,381.5
Diseases of the Heart	4,709	4,077.1	Diseases of the Heart	4,901	4,135.2
Malignant Neoplasms	2,121	1,836.4	Malignant Neoplasms	2,040	1,721.2
Cerebrovascular Diseases	1,221	1,057.1	Cerebrovascular Diseases	1,284	1,083.4
Alzheimer's Disease	1,129	977.5	Alzheimer's Disease	1,212	1,022.6
Chronic Lower Respiratory Dis.	722	625.1	Chronic Lower Respiratory Dis.	787	664.0
Accidents (ex. med./surg. comp.)	542	469.3	Accidents (ex. med./surg. comp.)	641	540.8
Influenza and Pneumonia	513	444.2	Nephritis/Nephrotic Syn./Nephrosis	515	434.5
Nephritis/Nephrotic Syn./Nephrosis	442	382.7	Influenza and Pneumonia	501	422.7
Diabetes Mellitus	319	276.2	Diabetes Mellitus	305	257.3
Hypertension/Hyperten. Renal Dis.	213	184.4	Parkinsons Disease	240	202.5

Source: Office of Health Informatics, Division of Public Health, Department of Health Services. For the population estimates used to calculate 2009 rates, see Technical Notes, page 86. For the population estimates used to calculate 2010 rates, see Technical Notes, page 85.

Notes: Age-specific rates are deaths per 100,000 population in that age group. A rate is not calculated when there were fewer than 20 deaths. Underlying cause of death is the disease or injury that initiated events resulting in death.

For the ICD-10 codes used for the cause-of-death groupings, see Technical Notes, page 79, and page 80 (infants only).

Conditions abbreviated in this table are spelled out in full in the Technical Notes.

- As in 2009, the three leading underlying causes of death in 2010 were malignant neoplasms (cancer), diseases of the heart and cerebrovascular diseases (stroke). These three causes of death accounted for 53 percent of total deaths among Wisconsin residents.
- Accidents were the leading cause of death for age groups 1-44.

## Cause of Death

**Table 12. Leading Underlying Causes of Death for Males by Age, Wisconsin 2009 and 2010**

2009	Number	Rate	2010	Number	Rate
<b>TOTAL, ALL AGES</b>	<b>22,567</b>	<b>800.1</b>	<b>TOTAL, ALL AGES</b>	<b>23,198</b>	<b>821.7</b>
Malignant Neoplasms	5,743	203.6	Malignant Neoplasms	5,919	209.7
Diseases of the Heart	5,542	196.5	Diseases of the Heart	5,663	200.6
Accidents (ex. med./surg. comp.)	1,461	51.8	Accidents (ex. med./surg. comp.)	1,456	51.6
Chronic Lower Respiratory Dis.	1,196	42.4	Chronic Lower Respiratory Dis.	1,198	42.4
Cerebrovascular Diseases	1,019	36.1	Cerebrovascular Diseases	1,047	37.1
Diabetes Mellitus	581	20.6	Intentional Self-Harm (Suicide)	632	22.4
Intentional Self-Harm (Suicide)	559	19.8	Diabetes Mellitus	587	20.8
Alzheimer's Disease	486	17.2	Nephritis/Nephrotic Syn./Nephrosis	568	20.1
Nephritis/Nephrotic Syn./Nephrosis	470	16.7	Alzheimer's Disease	546	19.3
Influenza and Pneumonia	433	15.4	Influenza and Pneumonia	386	13.7
<b>LESS THAN 1 YEAR</b>	<b>257</b>	<b>710.5</b>	<b>LESS THAN 1 YEAR</b>	<b>222</b>	<b>634.1</b>
Dis. Rel. Short Gest./Low Brthwgt.	54	149.3	Dis. Rel. Short Gest./Low Brthwgt.	45	128.5
Congenital Malformations, etc.	47	129.9	Congenital Malformations, etc.	35	100.0
Accidents (ex. med./surg. comp.)	18		Sudden Infant Death Syndrome	19	
Sudden Infant Death Syndrome	17		Accidents (ex. med./surg. comp.)	17	
Newborn Affect. Comp. Placenta	13		Newborn Affect. By Comp. Preg.	8	
Respiratory Distress of Newborn	10		Diarrhea/Gastroenteri. Infect./Origin	7	
Newborn Affect. By Comp. Preg.	8		Newborn Affect. Comp. Placenta	7	
Neonatal Hemorrhage	8		Respiratory Distress of Newborn	6	
Assault (Homicide)	8		Neonatal Hemorrhage	6	
Bacterial Sepsis of Newborn	5		Diseases of the Circulatory System	5	
<b>1-14 YEARS</b>	<b>84</b>	<b>16.2</b>	<b>1-14 YEARS</b>	<b>97</b>	<b>18.3</b>
Accidents (ex. med./surg. comp.)	32	6.2	Accidents (ex. med./surg. comp.)	35	6.6
Malignant Neoplasms	10		Malignant Neoplasms	14	
Congenital Malformations, etc.	8		In Situ/Benign/Uncer. Neoplasms	6	
Septicemia	5		Intentional Self-Harm (Suicide)	5	
Assault (Homicide)	4		Diseases of the Heart	4	
Intentional Self-Harm (Suicide)	3		Assault (Homicide)	4	
Diseases of the Heart	2		Congenital Malformations, etc.	3	
Chronic Lower Respiratory Dis.	2		Cerebrovascular Diseases	2	
In Situ/Benign/Uncer. Neoplasms	1		Chronic Lower Respiratory Dis.	2	
Influenza and Pneumonia	1		Septicemia	1	
<b>15-24 YEARS</b>	<b>353</b>	<b>83.9</b>	<b>15-24 YEARS</b>	<b>379</b>	<b>94.3</b>
Accidents (ex. med./surg. comp.)	141	33.5	Accidents (ex. med./surg. comp.)	167	41.6
Intentional Self-Harm (Suicide)	83	19.7	Intentional Self-Harm (Suicide)	94	23.4
Assault (Homicide)	31	7.4	Assault (Homicide)	38	9.5
Malignant Neoplasms	23	5.5	Malignant Neoplasms	14	
Diseases of the Heart	12		Diseases of the Heart	13	
Congenital Malformations, etc.	8		Congenital Malformations, etc.	7	
In Situ/Benign/Uncer. Neoplasms	4		Diabetes Mellitus	2	
Cerebrovascular Diseases	4		Cerebrovascular Diseases	2	
Influenza and Pneumonia	3		Chronic Lower Respiratory Dis.	2	
Septicemia	2		Nephritis/Nephrotic Syn./Nephrosis	2	

(continued)

## Cause of Death

**Table 12. Leading Underlying Causes of Death for Males by Age, Wisconsin 2009 and 2010**

2009	Number	Rate	2010	Number	Rate
<b>25-44 YEARS</b>	<b>1,091</b>	<b>147.0</b>	<b>25-44 YEARS</b>	<b>1,101</b>	<b>150.0</b>
Accidents (ex. med./surg. comp.)	322	43.4	Accidents (ex. med./surg. comp.)	324	44.1
Intentional Self-Harm (Suicide)	177	23.9	Intentional Self-Harm (Suicide)	187	25.5
Diseases of the Heart	137	18.5	Diseases of the Heart	145	19.8
Malignant Neoplasms	101	13.6	Malignant Neoplasms	114	15.5
Assault (Homicide)	48	6.5	Assault (Homicide)	52	7.1
Chronic Liver Dis. and Cirrhosis	32	4.3	Chronic Liver Dis. and Cirrhosis	34	4.6
Diabetes Mellitus	22	3.0	Cerebrovascular Diseases	23	3.1
Cerebrovascular Diseases	18		Diabetes Mellitus	20	2.7
Congenital Malformations, etc.	16		Septicemia	12	
Influenza and Pneumonia	14		Nephritis/Nephrotic Syn./Nephrosis	11	
<b>45-64 YEARS</b>	<b>4,875</b>	<b>628.5</b>	<b>45-64 YEARS</b>	<b>4,911</b>	<b>625.0</b>
Malignant Neoplasms	1,475	190.2	Malignant Neoplasms	1,496	190.4
Diseases of the Heart	1,186	152.9	Diseases of the Heart	1,218	155.0
Accidents (ex. med./surg. comp.)	433	55.8	Accidents (ex. med./surg. comp.)	366	46.6
Intentional Self-Harm (Suicide)	211	27.2	Intentional Self-Harm (Suicide)	254	32.3
Chronic Liver Dis. and Cirrhosis	187	24.1	Chronic Liver Dis. and Cirrhosis	197	25.1
Diabetes Mellitus	151	19.5	Diabetes Mellitus	159	20.2
Cerebrovascular Diseases	143	18.4	Chronic Lower Respiratory Dis.	144	18.3
Chronic Lower Respiratory Dis.	138	17.8	Cerebrovascular Diseases	143	18.2
Nephritis/Nephrotic Syn./Nephrosis	55	7.1	Nephritis/Nephrotic Syn./Nephrosis	64	8.1
Septicemia	47	6.1	Influenza and Pneumonia	43	5.5
<b>65-74 YEARS</b>	<b>3,862</b>	<b>2,087.5</b>	<b>65-74 YEARS</b>	<b>4,069</b>	<b>2,138.2</b>
Malignant Neoplasms	1,453	785.4	Malignant Neoplasms	1,525	801.4
Diseases of the Heart	939	507.5	Diseases of the Heart	952	500.3
Chronic Lower Respiratory Dis.	246	133.0	Chronic Lower Respiratory Dis.	261	137.2
Cerebrovascular Diseases	145	78.4	Cerebrovascular Diseases	154	80.9
Diabetes Mellitus	115	62.2	Diabetes Mellitus	116	61.0
Accidents (ex. med./surg. comp.)	113	61.1	Accidents (ex. med./surg. comp.)	107	56.2
Nephritis/Nephrotic Syn./Nephrosis	63	34.1	Nephritis/Nephrotic Syn./Nephrosis	92	48.3
Influenza and Pneumonia	49	26.5	Chronic Liver Dis. and Cirrhosis	55	28.9
Septicemia	45	24.3	Septicemia	46	24.2
Chronic Liver Dis. and Cirrhosis	44	23.8	In Situ/Benign/Uncertain Neoplasms	40	21.0
<b>75-84 YEARS</b>	<b>6,151</b>	<b>5,674.4</b>	<b>75-84 YEARS</b>	<b>6,382</b>	<b>5,810.3</b>
Malignant Neoplasms	1,701	1,569.2	Malignant Neoplasms	1,822	1,658.8
Diseases of the Heart	1,493	1,377.3	Diseases of the Heart	1,547	1,408.4
Chronic Lower Respiratory Dis.	481	443.7	Chronic Lower Respiratory Dis.	455	414.2
Cerebrovascular Diseases	332	306.3	Cerebrovascular Diseases	339	308.6
Accidents (ex. med./surg. comp.)	185	170.7	Accidents (ex. med./surg. comp.)	199	181.2
Diabetes Mellitus	172	158.7	Nephritis/Nephrotic Syn./Nephrosis	187	170.2
Alzheimer's Disease	165	152.2	Alzheimer's Disease	182	165.7
Nephritis/Nephrotic Syn./Nephrosis	160	147.6	Diabetes Mellitus	178	162.1
Parkinson's Disease	130	119.9	Parkinson's Disease	131	119.3
Influenza and Pneumonia	119	109.8	Influenza and Pneumonia	112	102.0

(continued)

## Cause of Death

**Table 12. Leading Underlying Causes of Death for Males by Age, Wisconsin 2009 and 2010**

2009	Number	Rate	2010	Number	Rate
85 YEARS AND OVER	5,894	16,772.9	85 YEARS AND OVER	6,037	16,115.9
Diseases of the Heart	1,771	5,039.8	Diseases of the Heart	1,781	4,754.4
Malignant Neoplasms	979	2,786.0	Malignant Neoplasms	934	2,493.3
Cerebrovascular Diseases	377	1,072.9	Cerebrovascular Diseases	383	1,022.4
Chronic Lower Respiratory Dis.	320	910.6	Alzheimer's Disease	332	886.3
Alzheimer's Disease	294	836.7	Chronic Lower Respiratory Dis	327	872.9
Accidents (ex. med./surg. comp.)	217	617.5	Accidents (ex. med./surg. comp.)	241	643.4
Influenza and Pneumonia	198	563.5	Nephritis/Nephrotic Syn./Nephrosis	212	565.9
Nephritis/Nephrotic Syn./Nephrosis	188	535.0	Influenza and Pneumonia	185	439.9
Diabetes Mellitus	120	341.5	Parkinson's Disease	133	355.0
Parkinson's Disease	91	259.0	Diabetes Mellitus	109	291.0

Source: Office of Health Informatics, Division of Public Health, Department of Health Services. For the population estimates used to calculate 2009 rates, see Technical Notes, page 86. For the population estimates used to calculate 2010 rates, see the Technical Notes, page 85.

Notes: Age-specific rates are deaths per 100,000 males in that age group. A rate is not calculated when there were fewer than 20 deaths.

Underlying cause of death is the disease or injury that initiated events resulting in death.

For the ICD-10 codes used for the cause-of-death groupings, see Technical Notes, page 79, and page 80 (infants only).

Conditions abbreviated in this table are spelled out in full in the Technical Notes.

- Accidents were the leading underlying cause of death among males ages 1-44. For males aged 45 and older, cancer and heart disease were the two leading causes of death.
- Suicide was the second leading cause of death among males ages 15-44.

## Cause of Death

**Table 13. Leading Underlying Causes of Death for Females by Age, Wisconsin 2009 and 2010**

2009	Number	Rate	2010	Number	Rate
<b>TOTAL, ALL AGES</b>	<b>23,031</b>	<b>805.5</b>	<b>TOTAL, ALL AGES</b>	<b>24,014</b>	<b>838.1</b>
Diseases of the Heart	5,252	183.7	Diseases of the Heart	5,423	189.3
Malignant Neoplasms	5,102	178.4	Malignant Neoplasms	5,349	186.7
Cerebrovascular Diseases	1,480	51.8	Cerebrovascular Diseases	1,551	54.1
Chronic Lower Respiratory Dis.	1,262	44.1	Chronic Lower Respiratory Dis.	1,273	44.4
Alzheimer's Disease	1,124	39.3	Alzheimer's Disease	1,216	42.4
Accidents (ex. med./surg. Comp.)	971	34.0	Accidents (ex. med./surg. Comp.)	1,040	36.3
Influenza and Pneumonia	544	19.0	Nephritis/Nephrotic Syn./Nephro.	595	20.8
Diabetes Mellitus	526	18.4	Diabetes Mellitus	567	19.8
Nephritis/Nephrotic Syn./Nephro.	521	18.2	Influenza and Pneumonia	515	18.0
Hypertension/Hyperten. Renal Dis.	252	8.8	Hypertension/Hyperten. Renal Dis.	239	8.3
<b>LESS THAN 1 YEAR</b>	<b>169</b>	<b>487.8</b>	<b>LESS THAN 1 YEAR</b>	<b>171</b>	<b>512.6</b>
Dis. Rel. Short Gest/Low Birthwgt	44	127.0	Congenital Malformations, etc.	40	119.9
Congenital Malformations, etc.	37	106.8	Dis. Rel. Short Gest/Low Birthwgt	31	92.9
Accidents (ex. med./surg. comp.)	14		Sudden Infant Death Syndrome	17	
Sudden Infant Death Syndrome	11		Respiratory Distress of Newborn	10	
Neonatal Hemorrhage	6		Newborn Affect. by Comp. Preg.	8	
Diarrhea/Gastroen. of Infect Org	5		Newborn Affect. Comp. Placenta	8	
Newborn Affect. Comp. Placenta	5		Accidents (ex. med./surg. comp.)	7	
Newborn Affect. by Comp. Preg.	4		Diseases of the Circulatory System	5	
Bacterial Sepsis of Newborn	4		Neonatal Hemorrhage	5	
Septicemia	2		Bronchitis, Chronic and Unspecified	2	
<b>1-14 YEARS</b>	<b>62</b>	<b>12.5</b>	<b>1-14 YEARS</b>	<b>59</b>	<b>11.7</b>
Accidents (ex. med./surg. comp.)	19		Malignant Neoplasms	13	
Malignant Neoplasms	7		Accidents (ex. med./surg. comp.)	12	
Congenital Malformations, etc.	6		Congenital Malformations, etc.	9	
Influenza and Pneumonia	5		Influenza and Pneumonia	4	
Diseases of the Heart	3		Assault (Homicide)	3	
Intentional Self-Harm (Suicide)	3		In Situ/Benign/Uncertain Neoplasms	2	
Septicemia	2		Septicemia	1	
Cerebrovascular Diseases	2		Diabetes Mellitus	1	
Assault (Homicide)	2		Cerebrovascular Diseases	1	
In Situ/Benign/Uncer.Neoplasms	1		Pneumonitis Due to Solids & Liquids	1	
<b>15-24 YEARS</b>	<b>128</b>	<b>31.6</b>	<b>15-24 YEARS</b>	<b>114</b>	<b>29.7</b>
Accidents (ex. med./surg. comp.)	55	13.6	Accidents (ex. med./surg. comp.)	55	14.3
Intentional Self-Harm (Suicide)	15		Intentional Self-Harm (Suicide)	15	
Assault (Homicide)	9		Assault (Homicide)	8	
Malignant Neoplasms	8		Malignant Neoplasms	6	
Pregnancy Childbirth & Puerperi.	5		Meningococcal Infection	3	
Influenza and Pneumonia	4		Diabetes Mellitus	2	
Congenital Malformations, etc.	3		Nephritis/Nephrotic Syn./Nephro.	2	
Cerebrovascular Diseases	2		Congenital Malformations, etc.	2	
Septicemia	1		In Situ/Benign/Uncer.Neoplasms	1	
Diseases of the Heart	1		Anemias	1	



## Cause of Death

**Table 13. Leading Underlying Causes of Death for Females by Age, Wisconsin 2009 and 2010**

2009	Number	Rate	2010	Number	Rate
<b>25-44 YEARS</b>	<b>619</b>	<b>86.9</b>	<b>25-44 YEARS</b>	<b>595</b>	<b>83.4</b>
Malignant Neoplasms	141	19.8	Accidents (ex. med./surg. comp.)	134	18.8
Accidents (ex. med./surg. comp.)	127	17.8	Malignant Neoplasms	133	18.6
Intentional Self-Harm (Suicide)	61	8.6	Diseases of the Heart	61	8.5
Diseases of the Heart	59	8.3	Intentional Self-Harm (Suicide)	51	7.1
Assault (Homicide)	23	3.2	Cerebrovascular Diseases	17	
Chronic Liver Dis. and Cirrhosis	22	3.1	Chronic Liver Dis. and Cirrhosis	16	
Cerebrovascular Diseases	20	2.8	Diabetes Mellitus	15	
Diabetes Mellitus	14		Influenza and Pneumonia	11	
Influenza and Pneumonia	14		Pregnancy, Childbirth and Puerper.	10	
Congenital Malformations, etc.	12		Assault (Homicide)	10	
<b>45-64 YEARS</b>	<b>2,992</b>	<b>386.0</b>	<b>45-64 YEARS</b>	<b>3,134</b>	<b>397.7</b>
Malignant Neoplasms	1,226	158.2	Malignant Neoplasms	1,328	168.5
Diseases of the Heart	443	57.1	Diseases of the Heart	437	55.4
Accidents (ex. med./surg. comp.)	182	23.5	Accidents (ex. med./surg. comp.)	214	27.2
Chronic Lower Respiratory Dis.	125	16.1	Chronic Lower Respiratory Dis.	140	17.8
Cerebrovascular Diseases	101	13.0	Cerebrovascular Diseases	104	13.2
Chronic Liver Dis. and Cirrhosis	87	11.2	Chronic Liver Dis. and Cirrhosis	103	13.1
Diabetes Mellitus	79	10.2	Diabetes Mellitus	96	12.2
Intentional Self-Harm (Suicide)	68	8.8	Intentional Self-Harm (Suicide)	76	9.6
Influenza and Pneumonia	59	7.6	Nephritis/Nephrotic Syn./Nephrosis	51	6.5
Septicemia	44	5.7	Influenza and Pneumonia	33	4.2
<b>65-74 YEARS</b>	<b>2,885</b>	<b>1,393.1</b>	<b>65-74 YEARS</b>	<b>3,037</b>	<b>1,443.4</b>
Malignant Neoplasms	1,116	538.9	Malignant Neoplasms	1,256	597.0
Diseases of the Heart	539	260.3	Diseases of the Heart	540	256.7
Chronic Lower Respiratory Dis.	256	123.6	Chronic Lower Respiratory Dis.	234	111.2
Cerebrovascular Diseases	135	65.2	Cerebrovascular Diseases	134	63.7
Diabetes Mellitus	78	37.7	Diabetes Mellitus	88	41.8
Accidents (ex. med./surg. comp.)	73	35.3	Nephritis/Nephrotic Syn./Nephrosis	74	35.2
Nephritis/Nephrotic Syn./Nephrosis	65	31.4	Accidents (ex. med./surg. comp.)	65	30.9
Septicemia	37	17.9	Alzheimer's Disease	38	18.1
Chronic Liver Disease and Cirrhosis	34	16.4	Influenza and Pneumonia	36	17.1
Alzheimer's Disease	33	15.9	Septicemia	29	13.8
<b>75-84 YEARS</b>	<b>5,800</b>	<b>3,893.1</b>	<b>75-84 YEARS</b>	<b>5,896</b>	<b>3,966.9</b>
Malignant Neoplasms	1,461	980.7	Malignant Neoplasms	1,507	1,013.9
Diseases of the Heart	1,268	851.1	Diseases of the Heart	1,260	847.7
Chronic Lower Respiratory Dis.	471	316.1	Chronic Lower Respiratory Dis.	431	290.0
Cerebrovascular Diseases	376	252.4	Cerebrovascular Diseases	392	263.7
Alzheimer's Disease	251	168.5	Alzheimer's Disease	284	191.1
Accidents (ex. med./surg. comp.)	176	118.1	Diabetes Mellitus	169	113.7
Diabetes Mellitus	156	104.7	Nephritis/Nephrotic Syn./Nephrosis	164	110.3
Nephritis/Nephrotic Syn./Nephrosis	154	103.4	Accidents (ex. med./surg. comp.)	153	102.9
Influenza and Pneumonia	115	77.2	Influenza and Pneumonia	113	76.0
Parkinson's Disease	75	50.3	Parkinson's Disease	68	45.8

(continued)

## Cause of Death

**Table 13. Leading Underlying Causes of Death for Females by Age, Wisconsin 2009 and 2010**

2009	Number	Rate	2010	Number	Rate
85 YEARS AND OVER	10,376	12,911.9	85 YEARS AND OVER	11,008	13,580.1
Diseases of the Heart	2,938	3,656.0	Diseases of the Heart	3,120	3,849.0
Malignant Neoplasms	1,142	1,421.1	Malignant Neoplasms	1,106	1,364.4
Cerebrovascular Diseases	844	1,050.3	Cerebrovascular Diseases	901	1,111.5
Alzheimer's Disease	835	1,039.1	Alzheimer's Disease	880	1,085.6
Chronic Lower Respiratory Dis.	402	500.2	Chronic Lower Respiratory Dis.	460	567.5
Accidents (ex. med./surg. comp.)	325	404.4	Accidents (ex. med./surg. comp.)	400	493.5
Influenza and Pneumonia	315	392.0	Influenza and Pneumonia	316	389.8
Nephritis/Nephrotic Syn./Nephrosis	254	316.1	Nephritis/Nephrotic Syn./Nephrosis	303	373.8
Diabetes Mellitus	199	247.6	Diabetes Mellitus	196	241.8
Hypertension/Hyperten. Renal Dis.	151	187.9	Hypertension/Hyperten. Renal Dis.	149	183.8

Source: Office of Health Informatics, Division of Public Health, Department of Health Services. For the population estimates used to calculate 2009 rates, see Technical Notes, page 86. For the population estimates used to calculate 2010 rates, see the Technical Notes, page 85.

Notes: Age-specific rates are deaths per 100,000 females in that age group. A rate is not calculated when there were fewer than 20 deaths.

Underlying cause of death is the disease or injury that initiated events resulting in death.

For the ICD-10 codes used for the cause-of-death groupings, see Technical Notes, page 79, and page 80 (infants only).

Conditions abbreviated in this table are spelled out in full in the Technical Notes.

- Diseases of the heart remained the leading cause of death among females overall, with cancer a close second.
- Accidents were the leading underlying cause of death among females ages 15-44.
- Cancer was the leading cause of death among girls ages 1-14 and women ages 45-84.
- Diseases of the heart were the leading cause of death among the oldest group of women (ages 85 and older).

## Cause of Death

**Table 14. Deaths by Underlying Cause of Death, Age and Sex, Wisconsin 2010**

	Total	All Ages		Under 1		1 – 4		5 – 9	
		Male	Female	Male	Female	Male	Female	Male	Female
<b>Age/Sex-Specific Death Rate</b>	830.0	821.7	838.1	634.1	512.6	22.2	17.6	15.9	9.4
<b>Total Deaths, All Causes</b>	47,212	23,198	24,014	222	171	33	25	30	17
Tuberculosis	5	2	3						
Human Immunodeficiency Virus	50	39	11						
Malignant Neoplasms	11,268	5,919	5,349			1	2	8	6
Stomach	210	129	81						
Colon, Rectum, Anus	945	491	454						
Pancreas	737	370	367						
Trachea, Bronchus and Lung	2,967	1,612	1,355						
Breast	773	9	764						
Cervix Uteri, Corpus Uteri, Ovary	501		501						
Prostate	622	622							
Urinary Tract	611	413	198						
Non-Hodgkin's Lymphoma	433	229	204						
Leukemia	549	329	220			1		2	2
Other Malignant Neoplasms	2,920	1,715	1,205				2	6	4
Diabetes Mellitus	1,154	587	567	2					
Alzheimer's Disease	1,762	546	1,216						
Major Cardiovascular Diseases	14,664	7,159	7,505	4	5	3		1	1
Diseases of the Heart	11,086	5,663	5,423	3	4	2		1	
Hyp. Heart Dis. w/wo Renal Dis.	490	206	284						
Ischemic Heart Disease	6,739	3,794	2,841					1	
Other Diseases of the Heart	3,857	1,663	2,194	3	4	2			
Hypertension/Hypertens. Renal Dis.	399	160	239						
Cerebrovascular Diseases	2,598	1,047	1,551	1	1	1			1
Atherosclerosis	115	46	69						
Other Dis. of Circulatory System	466	243	223						
Influenza and Pneumonia	901	386	515	2	1	1	2		1
Chronic Lower Respiratory Diseases	2,471	1,198	1,273	1	2	2			
Peptic Ulcer	62	29	33						
Chronic Liver Disease and Cirrhosis	526	330	196						
Nephritis/Nephrotic Syn./Nephrosis	1,163	568	595	1	1				
Pregnancy, Childbirth and Puerperium	11		11						
Certain Cond. Orig. in Perinatal Per.	187	107	80	106	79	1	1		
Congenital Malformations, etc.	170	87	83	35	40	2	6		2
Sudden Infant Death Syndrome	36	19	17	19	17				
Symptoms, Signs and Lab. Findings	176	75	101	6	5	3			
All Other Diseases	9,053	3,873	5,180	28	13	8	6	7	4
Motor Vehicle Accidents	607	418	189			5		7	2
All Accidents (except motor vehicle)	1,912	1,043	869	17	7	4	5	5	1
Intentional Self-Harm (Suicide)	792	632	160					1	
Assault (Homicide)	159	124	35	2	2	3	3	1	
All Other External Causes	83	57	26						

(continued)

## Cause of Death

**Table 14. Deaths by Underlying Cause of Death, Age and Sex, Wisconsin 2010**

	10 - 14		15 - 19		20 - 24		25 - 29	
	Male	Female	Male	Female	Male	Female	Male	Female
<b>Age/Sex-Specific Death Rate</b>	17.7	9.3	68.8	26.7	125.5	31.5	108.8	53.0
<b>Total, All Causes</b>	34	17	141	52	238	62	206	97
Tuberculosis								
Human Immunodeficiency Virus			1				1	1
Malignant Neoplasms	5	5	3	3	11	3	10	13
Stomach					2			
Colon, Rectum, Anus					1		3	
Pancreas							1	
Trachea, Bronchus and Lung						1		
Breast								3
Cervix Uteri, Corpus Uteri, Ovary								2
Prostate								
Urinary Tract								
Non-Hodgkin's Lymphoma				1		1	1	
Leukemia	4	3	1		2		2	2
Other Malignant Neoplasms	1	2	2	2	6	1	3	6
Diabetes Mellitus	1	1		1	2	1		1
Alzheimer's Disease								
Major Cardiovascular Diseases	2		5	1	12	1	13	7
Diseases of the Heart	1		3		10	1	10	4
Hyp. Heart Dis. w/wo Renal Dis.					1		1	1
Ischemic Heart Disease					3		3	2
Other Diseases of the Heart	1		3		3		6	1
Hypertension/Hypertens. Renal Dis.			1		6	1	1	1
Cerebrovascular Diseases	1		1	1	1		2	2
Atherosclerosis								
Other Dis. of Circulatory System					1			
Influenza and Pneumonia		1				1		1
Chronic Lower Respiratory Diseases			1	1	1			
Peptic Ulcer								
Chronic Liver Disease and Cirrhosis							2	
Nephritis/Nephrotic Syn./Nephrosis			1	1	1	1		
Pregnancy, Childbirth and Puerperium						1		4
Certain Cond. Orig. in Perinatal Per.								
Congenital Malformations, etc.	1	1	5	1	2	1	2	2
Sudden Infant Death Syndrome								
Symptoms, Signs and Lab. Findings			2	1	2	4	5	5
All Other Diseases	6	4	14	6	12	8	15	13
Motor Vehicle Accidents	5	3	36	25	66	17	33	15
All Accidents (except motor vehicle)	9	1	19	2	46	11	47	13
Intentional Self-Harm (Suicide)	4	1	34	8	60	7	53	12
Assault (Homicide)			17	2	21	6	21	5
All Other External Causes	1		3		2		4	5

(continued)

**Cause of Death**

**Table 14. Deaths by Underlying Cause of Death, Age and Sex, Wisconsin 2010**

	30 – 34		35 – 39		40 – 44		45 – 49	
	Male	Female	Male	Female	Male	Female	Male	Female
<b>Age/Sex-Specific Death Rate</b>	122.9	63.1	158.0	92.0	208.6	123.5	318.9	215.9
<b>Total, All Causes</b>	219	108	276	157	400	233	697	473
Tuberculosis								
Human Immunodeficiency Virus		3	2		5	2	12	1
Malignant Neoplasms	21	18	34	38	49	64	147	156
Stomach			4		1		5	5
Colon, Rectum, Anus	6	2	4	5	6	3	10	16
Pancreas			2		6	1	9	6
Trachea, Bronchus and Lung	1		2	2	5	15	36	33
Breast		4		14		22		29
Cervix Uteri, Corpus Uteri, Ovary		3		3		4		24
Prostate							3	
Urinary Tract					2	1	8	2
Non-Hodgkin's Lymphoma	2		2		4	1	5	5
Leukemia	3	2	3	1	3	4	10	5
Other Malignant Neoplasms	9	7	17	13	22	13	61	31
Diabetes Mellitus	3	6	10	5	7	3	22	10
Alzheimer's Disease					1			1
Major Cardiovascular Diseases	26	15	52	26	91	35	176	89
Diseases of the Heart	19	9	43	20	73	28	160	65
Hyp. Heart Dis. w/wo Renal Dis.	1	2	3	1	8	2	9	10
Ischemic Heart Disease	8	4	34	9	40	14	116	34
Other Diseases of the Heart	10	3	6	10	25	12	35	21
Hypertension/Hypertens. Renal Dis.	1	1			1		2	1
Cerebrovascular Diseases	4	5	6	5	11	5	12	22
Atherosclerosis								
Oth. Dis. of Circulatory System	2		3	1	6	2	2	1
Influenza and Pneumonia	2	3	1	3	3	4	8	5
Chronic Lower Respiratory Diseases	1		1		4	5	7	13
Peptic Ulcer							1	
Chronic Liver Disease and Cirrhosis	3	1	8	5	21	10	38	25
Nephritis/Nephrotic Syn./Nephrosis	1	1	2		8		4	8
Pregnancy, Childbirth and Puerperium		1		2		3		
Certain Cond. Orig. in Perinatal Per.								
Congenital Malformations, etc.	1		1		3	4	6	5
Sudden Infant Death Syndrome								
Symptoms, Signs and Lab. Findings	2	4	1	1	3	2	3	2
All Other Diseases	21	14	35	24	49	38	88	60
Motor Vehicle Accidents	31	9	24	8	37	7	19	15
All Accidents (except motor vehicle)	44	22	52	26	57	35	72	54
Intentional Self-Harm (Suicide)	45	8	40	15	49	16	72	24
Assault (Homicide)	14	2	9	1	8	2	9	1
All Other External Causes	4	1	4	3	5	3	13	4

(continued)

## Cause of Death

**Table 14. Deaths by Underlying Cause of Death, Age and Sex, Wisconsin 2010**

	50 – 54		55 – 59		60 – 64		65 – 69	
	Male	Female	Male	Female	Male	Female	Male	Female
<b>Age/Sex-Specific Death Rate</b>	492.4	300.2	755.0	468.8	1,079.2	697.1	1,692.9	1,127.1
<b>Total, All Causes</b>	1,075	654	1,457	905	1,682	1,102	1,849	1,329
Tuberculosis						1	1	1
Human Immunodeficiency Virus	6	1	8	2	4	1		
Malignant Neoplasms	297	276	459	382	593	514	714	595
Stomach	5	5	9	5	10	6	9	6
Colon, Rectum, Anus	27	22	36	23	42	33	53	41
Pancreas	19	12	32	31	44	38	50	36
Trachea, Bronchus and Lung	71	72	149	97	171	143	249	190
Breast		67	1	72	1	95	2	88
Cervix Uteri, Corpus Uteri, Ovary		39		44		56		67
Prostate	7		18		27		51	
Urinary Tract	25	4	33	11	29	14	48	18
Non-Hodgkin's Lymphoma	13	4	11	8	27	9	24	17
Leukemia	15	8	15	11	27	11	30	24
Other Malignant Neoplasms	115	43	155	80	215	109	198	108
Diabetes Mellitus	20	13	49	32	68	41	49	39
Alzheimer's Disease	1	2	1	3	3	8	5	10
Major Cardiovascular Diseases	296	117	442	165	524	195	553	285
Diseases of the Heart	248	90	376	131	434	151	431	222
Hyp. Heart Dis. w/wo Renal Dis.	22	8	25	16	19	11	12	6
Ischemic Heart Disease	169	51	288	71	326	88	326	153
Other Diseases of the Heart	57	31	63	44	89	52	93	63
Hypertension/Hypertens. Renal Dis.	7	2	6	3	11	6	24	6
Cerebrovascular Diseases	31	21	42	28	58	33	73	43
Atherosclerosis	1	2	1		2		6	2
Oth. Dis. of Circulatory System	9	2	17	3	19	5	19	12
Influenza and Pneumonia	8	6	13	9	14	13	15	13
Chronic Lower Respiratory Diseases	16	20	49	31	72	76	97	97
Peptic Ulcer	2	2	3	1		1	4	1
Chronic Liver Disease and Cirrhosis	56	21	67	33	36	24	33	12
Nephritis/Nephrotic Syn./Nephrosis	16	8	16	18	28	17	32	30
Pregnancy, Childbirth and Puerperium								
Certain Cond. Orig. in Perinatal Per.								
Congenital Malformations, etc.	6	5	7	7	4	5	4	
Sudden Infant Death Syndrome								
Symptoms, Signs and Lab. Findings	7	1	3	1	4	4	7	5
All Other Diseases	151	93	162	147	214	149	261	199
Motor Vehicle Accidents	28	17	34	11	23	13	13	9
All Accidents (except motor vehicle)	76	49	65	31	50	29	40	23
Intentional Self-Harm (Suicide)	75	21	66	21	41	10	19	6
Assault (Homicide)	6	1	7	4	3	1	2	3
All Other External Causes	8	1	6	7	1			1

(continued)

## Cause of Death

**Table 14. Deaths by Underlying Cause of Death, Age and Sex, Wisconsin 2010**

	70 – 74		75 – 79		80 – 84		85 – 89	
	Male	Female	Male	Female	Male	Female	Male	Female
<b>Age/Sex-Specific Death Rate</b>	2,738.0	1,846.7	4,506.7	2,966.6	7,514.7	5,104.2	12,761.1	9,381.1
<b>Total, All Causes</b>	2,220	1,708	2,805	2,346	3,577	3,550	3,360	4,623
Tuberculosis	1					1		1
Human Immunodeficiency Virus								
Malignant Neoplasms	811	661	912	710	910	797	620	670
Stomach	23	5	16	9	19	18	18	15
Colon, Rectum, Anus	66	56	63	47	82	71	64	58
Pancreas	62	56	57	54	44	49	30	48
Trachea, Bronchus and Lung	254	202	279	217	236	194	111	131
Breast	4	75		70		86	1	91
Cervix Uteri, Corpus Uteri, Ovary		58		61		72		42
Prostate	64		106		123		137	
Urinary Tract	54	22	59	31	67	40	55	34
Non-Hodgkin's Lymphoma	21	20	34	29	44	40	29	43
Leukemia	33	32	60	30	63	29	37	30
Other Malignant Neoplasms	230	135	238	162	232	198	138	178
Diabetes Mellitus	67	49	80	73	98	96	69	93
Alzheimer's Disease	21	28	47	82	135	202	172	309
Major Cardiovascular Diseases	654	440	842	649	1,165	1,131	1,230	1,682
Diseases of the Heart	521	318	659	458	888	802	943	1,184
Hyp. Hrt. Dis. w/wo Renal Dis.	18	10	8	17	26	40	36	53
Ischemic Heart Disease	377	205	463	284	587	452	582	637
Other Diseases of the Heart	126	103	188	157	275	310	325	494
Hypertension/Hypertens. Renal Dis.	15	12	18	24	22	34	26	56
Cerebrovascular Diseases	81	91	132	149	207	243	216	383
Atherosclerosis	4	1	3	2	5	4	13	13
Oth. Dis. of Circulatory System	33	18	30	16	43	48	32	46
Influenza and Pneumonia	22	23	45	41	67	72	101	102
Chronic Lower Respiratory Diseases	164	137	197	195	258	236	199	241
Peptic Ulcer	7	2	2	2	3	6	5	9
Chronic Liver Disease and Cirrhosis	22	14	20	16	17	20	5	13
Nephritis/Nephrotic Syn/Nephrosis	60	44	81	68	106	96	104	136
Pregnancy, Childbirth and Puerperium								
Certain Cond. Orig in Perinatal Per.								
Congenital Malformations, etc.		1	2	1	2		3	
Sudden Infant Death Syndrome								
Symptoms, Signs and Lab. Findings	2	7	7	4	4	6	6	18
All Other Diseases	314	263	471	439	671	788	710	1,169
Motor Vehicle Accidents	16	9	16	9	17	4	7	14
All Accidents (except motor vehicle)	40	29	61	53	107	92	116	166
Intentional Self-Harm (Suicide)	20	4	21	3	15	2	11	
Assault (Homicide)						1	1	1
All Other External Causes			1	1	2		1	

(continued)

## Cause of Death

**Table 14. Deaths by Underlying Cause of Death, Age and Sex, Wisconsin 2010**

	90 – 94		95+	
	Male	Female	Male	Female
<b>Age/Sex-Specific Death Rate</b>	21,419.3	16,739.2	36,842.1	30,240.8
<b>Total, All Causes</b>	1,977	3,999	700	2,386
Tuberculosis				
Human Immunodeficiency Virus				
Malignant Neoplasms	251	325	63	111
Stomach	5	5	3	2
Colon, Rectum, Anus	25	58	3	19
Pancreas	13	30	1	6
Trachea, Bronchus and Lung	42	44	6	14
Breast		32		16
Cervix Uteri, Corpus Uteri, Ovary		18		8
Prostate	66		20	
Urinary Tract	26	16	7	5
Non-Hodgkin's Lymphoma	11	21	1	5
Leukemia	11	17	7	9
Other Malignant Neoplasms	52	84	15	27
Diabetes Mellitus	33	78	7	25
Alzheimer's Disease	119	358	41	213
Major Cardiovascular Diseases	782	1,656	286	1,005
Diseases of the Heart	604	1,198	234	738
Hyp. Heart Dis. w/wo Renal Disease	13	69	4	38
Ischemic Heart Disease	341	578	130	363
Other Diseases of the Heart	250	551	100	337
Hypertension/Hypertens. Renal Dis.	22	51	3	42
Cerebrovascular Diseases	124	332	43	186
Atherosclerosis	10	25	1	20
Oth. Dis. of Circulatory System	22	50	5	19
Influenza and Pneumonia	56	117	28	97
Chronic Lower Respiratory Diseases	94	150	34	69
Peptic Ulcer	1	5	1	4
Chronic Liver Disease and Cirrhosis	2	2		
Nephritis/Nephrotic Syn./Nephrosis	81	112	27	55
Pregnancy, Childbirth and Puerperium				
Certain Cond. Orig. in Perinatal Per.				
Congenital Malformations, etc.		1	1	1
Sudden Infant Death Syndrome				
Symptoms, Signs and Lab. Findings	5	15	3	16
All Other Diseases	458	1,048	178	695
Motor Vehicle Accidents	2	4		1
All Accidents (except motor vehicle)	88	126	28	94
Intentional Self-Harm (Suicide)	3	2	3	
Assault (Homicide)				
All Other External Causes	2			

Source: Office of Health Informatics, Division of Public Health, Department of Health Services.

For the population data used to calculate rates, see Technical Notes, page 85.

Notes: The age/sex-specific rates are deaths per 100,000 population in that age/sex group. Underlying cause of death is the disease or injury that initiated events resulting in death. For the ICD-10 codes used for cause-of-death groupings, see Technical Notes, page 82. Conditions abbreviated in this table are spelled out in full in the Technical Notes.



**Cause of Death**

**Table 15. Deaths by Underlying Cause of Death, Race and Sex, Wisconsin 2010**

	<b>Total</b>		<b>White</b>		<b>Black/African American</b>		<b>American Indian</b>	
	Male	Female	Male	Female	Male	Female	Male	Female
<b>Total Deaths, All Causes</b>	<b>23,198</b>	<b>24,014</b>	<b>21,696</b>	<b>22,662</b>	<b>1,170</b>	<b>1,056</b>	<b>191</b>	<b>172</b>
Tuberculosis	2	3	1	2				
Human Immunodeficiency Virus	39	11	26	5	12	6	1	
Malignant Neoplasms	5,919	5,349	5,580	5,022	276	250	37	39
Stomach	129	81	119	69	7	6		
Colon, Rectum, Anus	491	454	466	430	22	21	1	1
Pancreas	370	367	343	343	23	21	3	
Trachea, Bronchus and Lung	1,612	1,355	1,506	1,277	88	59	13	16
Breast	9	764	9	710		47		6
Cervix/Corpus Uteri, Ovary		501		467		25		5
Prostate	622		597		24		1	
Urinary Tract	413	198	396	185	10	7	6	2
Non-Hodgkin's Lymphoma	229	204	217	194	11	10	1	
Leukemia	329	220	309	210	18	8	1	1
Other Malignant Neoplasms	1,715	1,205	1,618	1,137	73	46	11	8
Diabetes Mellitus	587	567	529	514	41	38	13	11
Alzheimer's Disease	546	1,216	533	1,190	9	21	4	4
Major Cardiovascular Diseases	7,159	7,505	6,728	7,132	348	303	44	44
Diseases of the Heart	5,663	5,423	5,327	5,154	271	219	40	34
Hyp. Heart Dis. w/wo Renal Disease	206	284	161	251	44	32	1	1
Ischemic Heart Diseases	3,794	2,945	3,587	2,782	161	132	32	25
Other Diseases of the Heart	1,663	2,194	1,579	2,121	66	55	7	8
Essential Hypertension/Hypertensive Renal Disease	160	239	148	224	10	13		
Cerebrovascular Diseases	1,047	1,551	980	1,472	56	63	3	10
Atherosclerosis	46	69	46	68		1		
Other Diseases of Circulatory System	243	223	227	214	11	7	1	
Influenza and Pneumonia	386	515	373	497	10	11	1	5
Chronic Lower Respiratory Diseases	1,198	1,273	1,154	1,230	33	35	7	7
Peptic Ulcer	29	33	26	33	2		1	
Chronic Liver Disease and Cirrhosis	330	196	303	179	19	6	8	9
Nephritis/Nephrotic Syn./Nephrosis	568	595	518	530	33	53	11	5
Pregnancy, Childbirth and Puerperium		11		9		2		
Certain Cond. Orig. Perinatal Period	107	80	72	56	30	22	1	
Congenital Malformations, etc.	87	83	72	73	11	7	1	2
Sudden Infant Death Syndrome	19	17	16	11	2	4		2
Symptoms, Signs and Lab Findings	75	101	65	85	8	15	1	
All Other Diseases	3,873	5,180	3,658	4,915	162	214	27	30
Motor Vehicle Accidents	418	189	376	170	27	12	12	2
All Accidents (except motor vehicle)	1,043	869	972	819	52	40	13	6
Intentional Self-Harm (Suicide)	632	160	586	145	24	5	8	3
Assault (Homicide)	124	35	56	21	66	11	1	2
All Other External Causes	57	26	52	24	5	1		1

(continued)

## Cause of Death

**Table 15. Deaths by Underlying Cause of Death, Race and Sex, Wisconsin 2010**

	Other Asian		Laotian or Hmong	
	Male	Female	Male	Female
<b>Total Deaths, All Causes</b>	<b>71</b>	<b>73</b>	<b>66</b>	<b>48</b>
Tuberculosis		1	1	
Human Immunodeficiency Virus				
Malignant Neoplasms	17	28	9	8
Stomach	1	6	2	
Colon, Rectum, Anus	1	2	1	
Pancreas	1	1		2
Trachea, Bronchus and Lung	4	3	1	
Breast		1		
Cervix/Corpus Uteri, Ovary		3		1
Prostate				
Urinary Tract	1	1		1
Non-Hodgkin's Lymphoma				
Leukemia			1	1
Other Malignant Neoplasms	9	11	4	3
Diabetes Mellitus		2	4	2
Alzheimer's Disease		1		
Major Cardiovascular Diseases	20	14	19	11
Diseases of the Heart	14	9	11	6
Hyp. Heart Dis. w/wo Renal Disease				
Ischemic Heart Diseases	11	3	3	3
Other Diseases of the Heart	3	6	8	3
Essential Hypertension/Hypertensive Renal Disease	1	1	1	1
Cerebrovascular Diseases	3	3	5	3
Atherosclerosis				
Other Diseases of Circulatory System	2	1	2	1
Influenza and Pneumonia		1	2	1
Chronic Lower Respiratory Disease	2		2	1
Peptic Ulcer				
Chronic Liver Disease and Cirrhosis		2		
Nephritis/Nephrotic Syndrome/Nephrosis	1	3	5	4
Pregnancy, Childbirth and Puerperium				
Certain Conditions Orig. Perinatal Period			2	2
Congenital Malformations, etc.	2		1	1
Sudden Infant Death Syndrome			1	
Symptoms, Signs and Lab Findings				1
All Other Diseases	16	9	9	12
Motor Vehicle Accidents	1	5	2	
All Accidents (except motor vehicle)	4	2	2	2
Intentional Self-Harm (Suicide)	7	4	7	3
Assault (Homicide)	1	1		
All Other External Causes				

Source: Office of Health Informatics, Division of Public Health, Department of Health Services.

Notes: Underlying cause of death is the disease or injury that initiated events resulting in death. For the ICD-10 codes used, see Technical Notes, page 82. Included in the total for this table are four male deaths and two female deaths for which race was unknown. Also included in the total is one Hawaiian female death.

## Cause of Death

**Table 16. Deaths by Underlying Cause of Death, Hispanic Origin and Sex, Wisconsin 2010**

	Total		Hispanic/Latino		Non-Hispanic/Latino	
	Male	Female	Male	Female	Male	Female
<b>Total Deaths, All Causes</b>	<b>23,198</b>	<b>24,014</b>	<b>276</b>	<b>206</b>	<b>22,922</b>	<b>23,808</b>
Tuberculosis	2	3			2	3
Human Immunodeficiency Virus	39	11	3	3	36	8
Malignant Neoplasms	5,919	5,349	56	49	5,863	5,300
Stomach	129	81	2	2	127	79
Colon, Rectum, Anus	491	454	3	5	488	449
Pancreas	370	367	3	6	367	361
Trachea, Bronchus and Lung	1,612	1,355	4	6	1,608	1,349
Breast	9	764		6	9	758
Cervix/Corpus Uteri, Ovary		501		6		495
Prostate	622		6		616	
Urinary Tract	413	198	2	1	411	197
Non-Hodgkin's Lymphoma	229	204	1	4	228	200
Leukemia	329	220	5	4	324	216
Other Malignant Neoplasms	1,715	1,205	30	9	1,685	1,196
Diabetes Mellitus	587	567	15	9	572	558
Alzheimer's Disease	546	1,216	2	3	544	1,213
Major Cardiovascular Diseases	7,159	7,505	52	39	7,107	7,466
Diseases of the Heart	5,663	5,423	37	27	5,626	5,396
Hyp. Heart Dis. w/wo Renal Disease	206	284	2		204	284
Ischemic Heart Diseases	3,794	2,945	19	15	3,775	2,930
Other Diseases of the Heart	1,663	2,194	16	12	1,647	2,182
Essential Hypertension/Hypertensive Renal Disease	160	239	1	2	159	237
Cerebrovascular Diseases	1,047	1,551	13	9	1,034	1,542
Atherosclerosis	46	69		1	46	68
Other Dis. of Circulatory System	243	223	1		242	223
Influenza and Pneumonia	386	515	2	4	384	511
Chronic Lower Respiratory Diseases	1,198	1,273	8	6	1,190	1,267
Peptic Ulcer	29	33			29	33
Chronic Liver Disease and Cirrhosis	330	196	10	6	320	190
Nephritis/Nephrotic Syndrome/Nephrosis	568	595	10	8	558	587
Pregnancy, Childbirth and the Puerperium		11		1		10
Certain Conditions Orig. Perinatal Period	107	80	6	10	101	70
Congenital Malformations, etc.	87	83	2	5	85	78
Sudden Infant Death Syndrome	19	17		3	19	14
Symptoms, Signs and Lab. Findings	75	101	1		74	101
All Other Diseases	3,873	5,180	40	38	3,833	5,142
Motor Vehicle Accidents	418	189	12	8	406	181
All Accidents (except motor vehicle)	1,043	869	31	11	1,012	858
Intentional Self-Harm (Suicide)	632	160	12	1	620	159
Assault (Homicide)	124	35	12	2	112	33
All Other External Causes	57	26	2		55	26

Source: Office of Health Informatics, Division of Public Health, Department of Health Services.

Notes: Underlying cause of death is the disease or injury that initiated events resulting in death. For the ICD-10 codes used for cause-of-death groupings, see Technical Notes, page 82.

**Cause of Death**

**Table 17. Leading Underlying Causes of Death by Race, Wisconsin 2009 and 2010**

<b>2009</b>	<b>Number</b>	<b>Percent</b>	<b>2010</b>	<b>Number</b>	<b>Percent</b>
<b>TOTAL, ALL RACES</b>	<b>45,598</b>	<b>100.0</b>	<b>TOTAL, ALL RACES</b>	<b>47,212</b>	<b>100.0</b>
Malignant Neoplasms	10,845	23.8	Malignant Neoplasms	11,268	23.9
Diseases of the Heart	10,794	23.7	Diseases of the Heart	11,086	23.5
Cerebrovascular Diseases	2,499	5.5	Cerebrovascular Diseases	2,598	5.5
Chronic Lower Respiratory Dis.	2,458	5.4	Accidents (ex. med./surg. Comp.)	2,496	5.3
Accidents (ex. med./surg. Comp.)	2,432	5.3	Chronic Lower Respiratory Dis.	2,471	5.2
Alzheimer's Disease	1,610	3.5	Alzheimer's Disease	1,762	3.7
Diabetes Mellitus	1,107	2.4	Nephritis/Nephrotic/Nephrosis	1,163	2.5
Nephritis/Nephrotic/Nephrosis	991	2.2	Diabetes Mellitus	1,154	2.4
Influenza and Pneumonia	977	2.1	Influenza and Pneumonia	901	1.9
Intentional Self-Harm (Suicide)	724	1.6	Intentional Self-Harm (Suicide)	792	1.7
Chronic Liver Disease/Cirrhosis	497	1.1	Chronic Liver Disease/Cirrhosis	526	1.1
Septicemia	485	1.1	Septicemia	492	1.0
<b>WHITE</b>	<b>42,910</b>	<b>100.0</b>	<b>WHITE</b>	<b>44,358</b>	<b>100.0</b>
Malignant Neoplasms	10,240	23.9	Malignant Neoplasms	10,602	23.9
Diseases of the Heart	10,238	23.9	Diseases of the Heart	10,481	23.6
Chronic Lower Respiratory Dis.	2,377	5.5	Cerebrovascular Diseases	2,452	5.5
Cerebrovascular Diseases	2,357	5.5	Chronic Lower Respiratory Dis.	2,384	5.4
Accidents (ex. med./surg. comp.)	2,233	5.2	Accidents (ex. med./surg. comp.)	2,317	5.2
Alzheimer's Disease	1,569	3.7	Alzheimer's Disease	1,723	3.9
Diabetes Mellitus	1,019	2.4	Nephritis/Nephrotic/Nephrosis	1,048	2.4
Influenza and Pneumonia	928	2.2	Diabetes Mellitus	1,043	2.4
Nephritis/Nephrotic/Nephrosis	913	2.1	Influenza and Pneumonia	870	2.0
Intentional Self-Harm (Suicide)	681	1.6	Intentional Self-Harm (Suicide)	731	1.6
Parkinson's Disease	449	1.0	Parkinson's Disease	490	1.1
Chronic Liver Disease/Cirrhosis	444	1.0	Chronic Liver Disease/Cirrhosis	482	1.1
<b>BLACK/AFRICAN AMERICAN</b>	<b>2,092</b>	<b>100.0</b>	<b>BLACK/AFRICAN AMERICAN</b>	<b>2,226</b>	<b>100.0</b>
Malignant Neoplasms	488	23.3	Malignant Neoplasms	526	23.6
Diseases of the Heart	436	20.8	Diseases of the Heart	490	22.0
Accidents (ex. med./surg. comp.)	145	6.9	Accidents (ex. med./surg. comp.)	128	5.8
Cerebrovascular Diseases	107	5.1	Cerebrovascular Diseases	119	5.3
Assault (Homicide)	72	3.4	Nephritis/Nephrotic/Nephrosis	86	3.9
Diabetes Mellitus	66	3.2	Diabetes Mellitus	79	3.5
Certain Cond Orig in Perinatal Per.	66	3.2	Assault (Homicide)	77	3.5
Nephritis/Nephrotic/Nephrosis	63	3.0	Chronic Lower Respiratory Dis.	68	3.1
Chronic Lower Respiratory Dis.	57	2.7	Certain Cond Orig in Perinatal Per.	52	2.3
Alzheimer's Disease	35	1.7	Alzheimer's Disease	30	1.3
Influenza and Pneumonia	34	1.6	Intentional Self-Harm (Suicide)	29	1.3
Intentional Self-Harm (Suicide)	34	1.6	Chronic Liver Disease/Cirrhosis	25	1.1

(continued)

## Cause of Death

**Table 17. Leading Underlying Causes of Death by Race, Wisconsin 2009 and 2010**

2009	Number	Percent	2010	Number	Percent
<b>AMERICAN INDIAN</b>	<b>343</b>	<b>100.0</b>	<b>AMERICAN INDIAN</b>	<b>363</b>	<b>100.0</b>
Diseases of the Heart	80	23.3	Malignant Neoplasms	76	20.9
Malignant Neoplasms	69	20.1	Diseases of the Heart	74	20.4
Accidents (ex. med./surg. comp.)	41	12.0	Accidents (ex. med./surg. comp.)	33	9.1
Chronic Liver Disease/Cirrhosis	20	5.8	Diabetes Mellitus	24	6.6
Chronic Lower Respiratory Dis.	17	5.0	Chronic Liver Disease/Cirrhosis	17	4.7
Diabetes Mellitus	13	3.8	Nephritis/Nephrotic/Nephrosis	16	4.4
Septicemia	10	2.9	Chronic Lower Respiratory Dis.	14	3.9
Influenza and Pneumonia	8	2.3	Cerebrovascular Diseases	13	3.6
Cerebrovascular Diseases	7	2.0	Intentional Self-Harm (Suicide)	11	3.0
Nephritis/Nephrotic/Nephrosis	7	2.0	Alzheimer's Disease	8	2.2
Intentional Self-Harm (Suicide)	5	1.5	Influenza and Pneumonia	6	1.7
Certain Cond Orig in Perinatal Per	4	1.2	Septicemia	5	1.4
<b>ASIAN</b>	<b>245</b>	<b>100.0</b>	<b>ASIAN</b>	<b>258</b>	<b>100.0</b>
Malignant Neoplasms	48	19.6	Malignant Neoplasms	62	24.0
Diseases of the Heart	39	15.9	Diseases of the Heart	40	15.5
Cerebrovascular Diseases	28	11.4	Intentional Self-Harm (Suicide)	21	8.1
Accidents (ex. med./surg. comp.)	12	4.9	Accidents (ex. med./surg. comp.)	18	7.0
Diabetes Mellitus	8	3.3	Cerebrovascular Diseases	14	5.4
Nephritis/Nephrotic/Nephrosis	8	3.3	Nephritis/Nephrotic/Nephrosis	13	5.0
Influenza and Pneumonia	7	2.9	Diabetes Mellitus	8	3.1
Chronic Lower Respiratory Dis.	7	2.9	Septicemia	5	1.9
Assault (Homicide)	7	2.9	Aortic Aneurysm and Dissection	5	1.9
Hypertension/Hyperten Renal Dis.	6	2.4	Chronic Lower Respiratory Dis.	5	1.9
Chronic Liver Disease/Cirrhosis	6	2.4	Hypertension/Hyperten Renal Dis.	4	1.6
Alzheimer's Disease	5	2.0	Influenza and Pneumonia	4	1.6

Source: Office of Health Informatics, Division of Public Health, Department of Health Services.

Notes: The 2009 total includes 8 deaths for which race was unknown and the 2010 total includes 6 deaths where race was unknown. Also included in the 2010 total is one Hawaiian death.

Underlying cause of death is the disease or injury that initiated the events resulting in death.

For the ICD-10 codes used for cause-of-death groupings, see Technical Notes, page 79.

Conditions abbreviated in this table are spelled out in full in the Technical Notes.

- Cancer and diseases of the heart were the two leading underlying causes of death in each race group. In 2010, cancer accounted for 24 percent of deaths among whites, African Americans, and Asians, and 21 percent of deaths among American Indians. Diseases of the heart accounted for 22 percent of deaths among African Americans, 24 percent of deaths among whites, 20 percent of deaths among American Indians and 16 percent of deaths among Asians.
- Accidents accounted for over 5 percent of total deaths in 2010, 5 percent of deaths among whites, 6 percent of deaths among African Americans, 9 percent of deaths among American Indians and 7 percent of deaths among Asians.
- Differences in leading causes of death by race reflect differences in population age structure (as well as other factors): compared with the total state population, larger proportions of African Americans and other minority groups are children and young adults.

## Cause of Death

**Table 18. Leading Underlying Causes of Death for Males by Race, Wisconsin 2009 and 2010**

2009			2010		
	Number	Percent		Number	Percent
<b>TOTAL, ALL RACES</b>	<b>22,567</b>	<b>100.0</b>	<b>TOTAL, ALL RACES</b>	<b>23,198</b>	<b>100.0</b>
Malignant Neoplasms	5,743	25.4	Malignant Neoplasms	5,919	25.5
Diseases of the Heart	5,542	24.6	Diseases of the Heart	5,663	24.4
Accidents (ex. med./surg. comp.)	1,461	6.5	Accidents (ex. med./surg. comp.)	1,456	6.3
Chronic Lower Respiratory Dis.	1,196	5.3	Chronic Lower Respiratory Dis.	1,198	5.2
Cerebrovascular Diseases	1,019	4.5	Cerebrovascular Diseases	1,047	4.5
Diabetes Mellitus	581	2.6	Intentional Self-Harm (Suicide)	632	2.7
Intentional Self-Harm (Suicide)	559	2.5	Diabetes Mellitus	587	2.5
Alzheimer's Disease	486	2.2	Nephritis/Nephrotic/Nephrosis	568	2.4
Nephritis/Nephrotic/Nephrosis	470	2.1	Alzheimer's Disease	546	2.4
Influenza and Pneumonia	433	1.9	Influenza and Pneumonia	386	1.7
Chronic Liver Disease/Cirrhosis	303	1.3	Chronic Liver Disease/Cirrhosis	330	1.4
Parkinson's Disease	254	1.1	Parkinson's Disease	301	1.3
<b>WHITE</b>	<b>21,135</b>	<b>100.0</b>	<b>WHITE</b>	<b>21,696</b>	<b>100.0</b>
Malignant Neoplasms	5,414	25.6	Malignant Neoplasms	5,580	25.7
Diseases of the Heart	5,263	24.9	Diseases of the Heart	5,327	24.6
Accidents (ex. med./surg. Comp.)	1,331	6.3	Accidents (ex. med./surg. Comp.)	1,344	6.2
Chronic Lower Respiratory Dis.	1,150	5.4	Chronic Lower Respiratory Dis.	1,154	5.3
Cerebrovascular Diseases	948	4.5	Cerebrovascular Diseases	980	4.5
Diabetes Mellitus	539	2.6	Intentional Self-Harm (Suicide)	586	2.7
Intentional Self-Harm (Suicide)	525	2.5	Alzheimer's Disease	533	2.5
Alzheimer's Disease	471	2.2	Diabetes Mellitus	529	2.4
Nephritis/Nephrotic/Nephrosis	438	2.1	Nephritis/Nephrotic/Nephrosis	518	2.4
Influenza and Pneumonia	414	2.0	Influenza and Pneumonia	373	1.7
Chronic Liver Disease/Cirrhosis	272	1.3	Chronic Liver Disease/Cirrhosis	303	1.4
Parkinson's Disease	250	1.2	Parkinson's Disease	300	1.4
<b>BLACK/AFRICAN AMERICAN</b>	<b>1,124</b>	<b>100.0</b>	<b>BLACK/AFRICAN AMERICAN</b>	<b>1,170</b>	<b>100.0</b>
Malignant Neoplasms	270	24.0	Malignant Neoplasms	276	23.6
Diseases of the Heart	216	19.2	Diseases of the Heart	271	23.2
Accidents (ex. med./surg. Comp.)	96	8.5	Accidents (ex. med./surg. Comp.)	78	6.7
Assault (Homicide)	62	5.5	Assault (Homicide)	66	5.6
Cerebrovascular Diseases	55	4.9	Cerebrovascular Diseases	56	4.8
Certain Cond. Orig. Perinatal Per.	42	3.7	Diabetes Mellitus	41	3.5
Chronic Lower Respiratory Dis.	33	2.9	Chronic Lower Respiratory Dis.	33	2.8
Diabetes Mellitus	29	2.6	Nephritis/Nephrotic/Nephrosis	33	2.8
Nephritis/Nephrotic/Nephrosis	26	2.3	Certain Cond. Orig. Perinatal Per.	30	2.6
Intentional Self-Harm (Suicide)	25	2.2	Intentional Self-Harm (Suicide)	24	2.1
Septicemia	16	1.4	Chronic Liver Disease/Cirrhosis	19	1.6
Influenza and Pneumonia	14	1.2	Human Immunodeficien.Virus (HIV)	12	1.0

(continued)

## Cause of Death

**Table 18. Leading Underlying Causes of Death for Males by Race, Wisconsin 2009 and 2010**

2009	Number	Percent	2010	Number	Percent
<b>AMERICAN INDIAN</b>	<b>185</b>	<b>100.0</b>	<b>AMERICAN INDIAN</b>	<b>191</b>	<b>100.0</b>
Diseases of the Heart	47	25.4	Diseases of the Heart	40	20.9
Malignant Neoplasms	32	17.3	Malignant Neoplasms	37	19.4
Accidents (ex. med./surg. comp.)	26	14.1	Accidents (ex. med./surg. comp.)	25	13.1
Chronic Liver Disease/Cirrhosis	13	7.0	Diabetes Mellitus	13	6.8
Diabetes Mellitus	10	5.4	Nephritis/Nephrotic/Nephrosis	11	5.8
Chronic Lower Respiratory Dis.	8	4.3	Chronic Liver Disease/Cirrhosis	8	4.2
Intentional Self-Harm (Suicide)	5	2.7	Intentional Self-Harm (Suicide)	8	4.2
Septicemia	4	2.2	Chronic Lower Respiratory Dis	7	3.7
Certain Cond. Orig. Perinatal Per.	4	2.2	Alzheimer's Disease	4	2.1
Cerebrovascular Diseases	3	1.6	Cerebrovascular Diseases	3	1.6
Influenza and Pneumonia	3	1.6	Septicemia	2	1.0
Pneumonitis due to Solids/Liquids	2	1.1	Viral Hepatitis	2	1.0
<b>ASIAN</b>	<b>120</b>	<b>100.0</b>	<b>ASIAN</b>	<b>137</b>	<b>100.0</b>
Malignant Neoplasms	27	22.5	Malignant Neoplasms	26	19.0
Diseases of the Heart	16	13.3	Diseases of the Heart	25	18.2
Cerebrovascular Diseases	13	10.8	Intentional Self-Harm (Suicide)	14	10.2
Accidents (ex. med./surg. comp.)	7	5.8	Accidents (ex. med./surg. comp.)	9	6.6
Chronic Lower Respiratory Dis.	5	4.2	Cerebrovascular Diseases	8	5.8
Assault (Homicide)	5	4.2	Nephritis/Nephrotic/Nephrosis	6	4.4
Chronic Liver Disease/Cirrhosis	4	3.3	Diabetes Mellitus	4	2.9
Nephritis/Nephrotic/Nephrosis	4	3.3	Aortic Aneurysm and Dissection	4	2.9
Intentional Self-Harm (Suicide)	4	3.3	Chronic Lower Respiratory Dis.	4	2.9
Diabetes Mellitus	3	2.5	Septicemia	3	2.2
Congenital Malformations, etc.	3	2.5	Congenital Malformations, etc.	3	2.2
Alzheimer's Disease	2	1.7	Hypertension/Hypertens. Renal Dis	2	1.5

Source: Office of Health Informatics, Division of Public Health, Department of Health Services.

Notes: There were three decedents in 2009 and four in 2010 whose race was unknown; these were included in the totals.

Underlying cause of death is the disease or injury that initiated events resulting in death.

For the ICD-10 codes used for cause-of-death groupings, see Technical Notes, page 79.

Conditions abbreviated in this table are spelled out in full in the Technical Notes.

- Malignant neoplasms (cancer) and diseases of the heart were the leading underlying causes of death in 2010 for males of all races in Wisconsin.
- Accidents were the third leading cause of death among males of all races except Asian males, for whom suicide was the third leading cause.

## Cause of Death

**Table 19. Leading Underlying Causes of Death for Females by Race, Wisconsin 2009 and 2010**

2009			2010		
	Number	Percent		Number	Percent
<b>TOTAL, ALL RACES</b>	<b>23,031</b>	<b>100.0</b>	<b>TOTAL, ALL RACES</b>	<b>24,014</b>	<b>100.0</b>
Diseases of the Heart	5,252	22.8	Diseases of the Heart	5,423	22.6
Malignant Neoplasms	5,102	22.2	Malignant Neoplasms	5,349	22.3
Cerebrovascular Diseases	1,480	6.4	Cerebrovascular Diseases	1,551	6.5
Chronic Lower Respiratory Dis.	1,262	5.5	Chronic Lower Respiratory Dis.	1,273	5.3
Alzheimer's Disease	1,124	4.9	Alzheimer's Disease	1,216	5.1
Accidents (ex. med./surg. Comp.)	971	4.2	Accidents (ex. med./surg. Comp.)	1,040	4.3
Influenza and Pneumonia	544	2.4	Nephritis/Nephrotic/Nephrosis	595	2.5
Diabetes Mellitus	526	2.3	Diabetes Mellitus	567	2.4
Nephritis/Nephrotic/Nephrosis	521	2.3	Influenza and Pneumonia	515	2.1
Hypertension/Hyperten. Renal Dis.	252	1.1	Hypertension/Hyperten. Renal Dis.	239	1.0
Septicemia	242	1.1	Septicemia	203	0.8
Parkinson's Disease	202	0.9	Chronic Liver Disease/Cirrhosis	196	0.8
<b>WHITE</b>	<b>21,775</b>	<b>100.0</b>	<b>WHITE</b>	<b>22,662</b>	<b>100.0</b>
Diseases of the Heart	4,975	23.4	Diseases of the Heart	5,154	22.7
Malignant Neoplasms	4,826	20.9	Malignant Neoplasms	5,022	22.2
Cerebrovascular Diseases	1,409	6.5	Cerebrovascular Diseases	1,472	6.5
Chronic Lower Respiratory Dis.	1,227	5.6	Chronic Lower Respiratory Dis.	1,230	5.4
Alzheimer's Disease	1,098	5.0	Alzheimer's Disease	1,190	5.3
Accidents (ex. med./surg. Comp.)	902	4.1	Accidents (ex. med./surg. Comp.)	973	4.3
Influenza and Pneumonia	514	2.4	Nephritis/Nephrotic/Nephrosis	530	2.3
Diabetes Mellitus	480	2.2	Diabetes Mellitus	514	2.3
Nephritis/Nephrotic/Nephrosis	475	2.2	Influenza and Pneumonia	497	2.2
Hypertension/Hypertens. Renal Dis.	232	1.1	Hypertension/Hypertens. Renal Dis.	224	1.0
Septicemia	220	1.0	Parkinson's Disease	190	0.8
Parkinson's Disease	199	0.9	Septicemia	185	0.8
<b>BLACK/AFRICAN AMERICAN</b>	<b>968</b>	<b>100.0</b>	<b>BLACK/AFRICAN AMERICAN</b>	<b>1,056</b>	<b>100.0</b>
Diseases of the Heart	220	22.7	Malignant Neoplasms	250	23.7
Malignant Neoplasms	218	22.5	Diseases of the Heart	219	20.7
Cerebrovascular Diseases	52	5.4	Cerebrovascular Diseases	63	6.0
Accidents (ex. med./surg. Comp.)	49	5.1	Nephritis/Nephrotic/Nephrosis	53	5.0
Diabetes Mellitus	37	3.8	Accidents (ex. med./surg. Comp.)	50	4.7
Nephritis/Nephrotic/Nephrosis	37	3.8	Diabetes Mellitus	38	3.6
Chronic Lower Respiratory Dis.	24	2.5	Chronic Lower Respiratory Dis.	35	3.3
Certain Cond. Orig. Perinatal Per.	24	2.5	Certain Cond. Orig. Perinatal Per.	22	2.1
Alzheimer's Disease	22	2.3	Alzheimer's Disease	21	2.0
Influenza and Pneumonia	20	2.1	Septicemia	13	1.2
Hypertension/Hypertens. Renal Dis.	16	1.7	Hypertension/Hypertens. Renal Dis.	13	1.2
Septicemia	15	1.5	Influenza and Pneumonia	11	1.0

(continued)



## Cause of Death

**Table 19. Leading Underlying Causes of Death for Females by Race, Wisconsin 2009 and 2010**

2009		Number	Percent	2010		Number	Percent
<b>AMERICAN INDIAN</b>		158	100.0	<b>AMERICAN INDIAN</b>		172	100.0
Malignant Neoplasms		37	23.4	Malignant Neoplasms		39	22.7
Diseases of the Heart		23	20.9	Diseases of the Heart		34	19.8
Accidents (ex. med./surg. comp.)		15	9.5	Diabetes Mellitus		11	6.4
Chronic Lower Respiratory Dis.		9	5.7	Cerebrovascular Diseases		10	5.8
Chronic Liver Disease and Cirrhosis		7	4.4	Chronic Liver Disease and Cirrhosis		9	5.2
Septicemia		6	3.8	Accidents (ex. med./surg. comp.)		8	4.7
Influenza and Pneumonia		5	3.2	Chronic Lower Respiratory Dis.		7	4.1
Nephritis/Nephrotic/Nephrosis		5	3.2	Influenza and Pneumonia		5	2.9
Cerebrovascular Diseases		4	2.5	Nephritis/Nephrotic/Nephrosis		5	2.9
Diabetes Mellitus		3	1.9	Alzheimer's Disease		4	2.3
In Situ/Benign/Uncert Neoplasms		2	1.3	Septicemia		3	1.7
Alzheimer's Disease		1	0.6	Intentional Self-Harm (Suicide)		3	1.7
<b>ASIAN</b>		125	100.0	<b>ASIAN</b>		121	100.0
Diseases of the Heart		23	18.4	Malignant Neoplasms		36	29.8
Malignant Neoplasms		21	16.8	Diseases of the Heart		15	12.4
Cerebrovascular Diseases		15	12.0	Accidents (ex. med./surg. comp.)		9	7.4
Diabetes Mellitus		5	4.0	Nephritis/Nephrotic/Nephrosis		7	5.8
Influenza and Pneumonia		5	4.0	Intentional Self-Harm (Suicide)		7	5.8
Accidents (ex. med./surg. comp.)		5	4.0	Cerebrovascular Diseases		6	5.0
Hypertension/Hypertens. Renal Dis.		4	3.2	Diabetes Mellitus		4	3.3
Nephritis/Nephrotic/Nephrosis		4	3.2	Septicemia		2	1.7
Alzheimer's Disease		3	2.4	Hypertension/Hypertens. Renal Dis.		2	1.7
Certain Cond. Orig. Perinatal Per.		3	2.4	Influenza and Pneumonia		2	1.7
Chronic Lower Respiratory Dis.		2	1.6	Chronic Liver Disease and Cirrhosis		2	1.7
Chronic Liver Disease and Cirrhosis		2	1.6	Certain Cond. Orig. Perinatal Per.		2	1.7

Source: Office of Health Informatics, Division of Public Health, Department of Health Services.

Notes: There were five records in 2009 and two records in 2010 for which race was unknown; these are included in the totals.

Also included in the 2010 total is one Hawaiian female death.

Underlying cause of death is the disease or injury that initiated events resulting in death. For the ICD-10 codes used for cause of death groupings, see Technical Notes, page 79. Conditions abbreviated in this table are spelled out in full in the Technical Notes.

- Among females in every race group, diseases of the heart and malignant neoplasms (cancer) were the two leading underlying causes of death in 2010.
- Cerebrovascular diseases were the third leading cause of death for white and African American females, while accidents ranked third for Asian females and diabetes ranked third for American Indian females.

## Cause of Death

**Table 20. Leading Underlying Causes of Death by Ethnicity, Wisconsin 2009 and 2010**

2009			2010		
	Number	Percent		Number	Percent
<b>TOTAL</b>	<b>45,598</b>	<b>100.0</b>	<b>TOTAL</b>	<b>47,212</b>	<b>100.0</b>
Malignant Neoplasms	10,845	23.8	Malignant Neoplasms	11,268	23.9
Diseases of the Heart	10,794	23.7	Diseases of the Heart	11,086	23.5
Cerebrovascular Diseases	2,499	5.5	Cerebrovascular Diseases	2,598	5.5
Chronic Lower Respiratory Dis.	2,458	5.4	Accidents (ex. Med./surg. Comp.)	2,496	5.3
Accidents (ex. Med./surg. Comp.)	2,432	5.3	Chronic Lower Respiratory Dis.	2,471	5.2
Alzheimer's Disease	1,610	3.5	Alzheimer's Disease	1,762	3.7
Diabetes Mellitus	1,107	2.4	Nephritis/Nephrotic/Nephrosis	1,163	2.5
Nephritis/Nephrotic/Nephrosis	1,991	2.2	Diabetes Mellitus	1,154	2.4
Influenza and Pneumonia	977	2.1	Influenza and Pneumonia	901	1.9
Intentional Self-Harm (Suicide)	724	1.6	Intentional Self-Harm (Suicide)	792	1.7
<b>NON-HISPANIC</b>	<b>45,082</b>	<b>100.0</b>	<b>NON-HISPANIC</b>	<b>46,730</b>	<b>100.0</b>
Malignant Neoplasms	10,742	23.8	Malignant Neoplasms	11,163	23.9
Diseases of the Heart	10,702	23.7	Diseases of the Heart	11,022	23.6
Cerebrovascular Diseases	2,481	5.5	Cerebrovascular Diseases	2,576	5.5
Chronic Lower Respiratory Dis.	2,446	5.4	Chronic Lower Respiratory Dis.	2,457	5.3
Accidents (ex. med./surg. Comp.)	2,375	5.3	Accidents (ex. med./surg. Comp.)	2,434	5.2
Alzheimer's Disease	1,601	3.6	Alzheimer's Disease	1,757	3.8
Diabetes Mellitus	1,086	2.4	Nephritis/Nephrotic/Nephrosis	1,145	2.5
Nephritis/Nephrotic/Nephrosis	979	2.2	Diabetes Mellitus	1,130	2.4
Influenza and Pneumonia	964	2.1	Influenza and Pneumonia	895	1.9
Intentional Self-Harm (Suicide)	708	1.6	Intentional Self-Harm (Suicide)	779	1.7
<b>HISPANIC/LATINO</b>	<b>516</b>	<b>100.0</b>	<b>HISPANIC/LATINO</b>	<b>482</b>	<b>100.0</b>
Malignant Neoplasms	103	20.0	Malignant Neoplasms	105	21.8
Diseases of the Heart	92	17.8	Diseases of the Heart	64	13.3
Accidents (ex. med./surg. Comp.)	57	11.0	Accidents (ex. med./surg. Comp.)	62	12.9
Diabetes Mellitus	21	4.1	Diabetes Mellitus	24	5.0
Certain Cond. Orig. Perinatal Per.	19	3.7	Cerebrovascular Diseases	22	4.6
Cerebrovascular Diseases	18	3.5	Nephritis/Nephrotic/Nephrosis	18	3.7
Intentional Self-Harm (Suicide)	16	3.1	Chronic Liver Disease and Cirrhosis	16	3.3
Chronic Liver Disease & Cirrhosis	15	2.9	Certain Cond. Orig. Perinatal Per.	16	3.3
Influenza and Pneumonia	13	2.5	Chronic Lower Respiratory Dis.	14	2.9
Chronic Lower Respiratory Dis.	12	2.3	Assault (Homicide)	14	2.9

Source: Office of Health Informatics, Division of Public Health, Department of Health Services.

Notes: Underlying cause of death is the disease or injury that initiated the events resulting in death. For the ICD-10 codes used for cause-of-death groupings, see Technical Notes, page 79. Conditions abbreviated in this table are spelled out in full in the Technical Notes.

- Cancer and diseases of the heart were the leading causes of death among Hispanics/Latinos in 2009 and 2010.
- In 2010, accidents accounted for 13 percent of deaths among Hispanics and 5 percent of deaths among non-Hispanics.

## Cause of Death

**Table 21. Leading Underlying Causes of Death for Males by Ethnicity, Wisconsin 2009 and 2010**

2009			2010		
	Number	Percent		Number	Percent
<b>TOTAL</b>	<b>22,567</b>	<b>100.0</b>	<b>TOTAL</b>	<b>23,198</b>	<b>100.0</b>
Malignant Neoplasms	5,743	25.4	Malignant Neoplasms	5,919	25.5
Diseases of the Heart	5,542	24.6	Diseases of the Heart	5,663	24.4
Accidents (ex. med./surg. comp.)	1,461	6.5	Accidents (ex. med./surg. comp.)	1,456	6.3
Chronic Lower Respiratory Dis.	1,196	5.3	Chronic Lower Respiratory Dis.	1,198	5.2
Cerebrovascular Diseases	1,019	4.5	Cerebrovascular Diseases	1,047	4.5
Diabetes Mellitus	581	2.6	Intentional Self-Harm (Suicide)	632	2.7
Intentional Self-Harm (Suicide)	559	2.5	Diabetes Mellitus	587	2.5
Alzheimer's Disease	486	2.2	Nephritis/Nephrotic/Nephrosis	568	2.4
Nephritis/Nephrotic/Nephrosis	470	2.1	Alzheimer's Disease	546	2.4
Influenza and Pneumonia	433	1.9	Influenza and Pneumonia	386	1.7
<b>NON-HISPANIC</b>	<b>22,262</b>	<b>100.0</b>	<b>NON-HISPANIC</b>	<b>22,922</b>	<b>100.0</b>
Malignant Neoplasms	5,690	25.6	Malignant Neoplasms	5,863	25.6
Diseases of the Heart	5,479	24.6	Diseases of the Heart	5,625	24.5
Accidents (ex. med./surg. Comp.)	1,414	6.4	Accidents (ex. med./surg. Comp.)	1,413	6.2
Chronic Lower Respiratory Dis.	1,190	5.3	Chronic Lower Respiratory Dis.	1,190	5.2
Cerebrovascular Diseases	1,009	4.5	Cerebrovascular Diseases	1,034	4.5
Diabetes Mellitus	570	2.6	Intentional Self-Harm (Suicide)	620	2.7
Intentional Self-Harm (Suicide)	546	2.5	Diabetes Mellitus	572	2.5
Alzheimer's Disease	482	2.2	Nephritis/Nephrotic/Nephrosis	558	2.4
Nephritis/Nephrotic/Nephrosis	465	2.1	Alzheimer's Disease	544	2.4
Influenza and Pneumonia	424	1.9	Influenza and Pneumonia	384	1.7
<b>HISPANIC/LATINO</b>	<b>305</b>	<b>100.0</b>	<b>HISPANIC/LATINO</b>	<b>276</b>	<b>100.0</b>
Diseases of the Heart	63	20.7	Malignant Neoplasms	56	20.3
Malignant Neoplasms	53	17.4	Accidents (ex. med./surg. comp.)	43	15.6
Accidents (ex. med./surg. comp.)	47	15.4	Diseases of the Heart	37	13.4
Intentional Self-Harm (Suicide)	13	4.3	Diabetes Mellitus	15	5.4
Diabetes Mellitus	11	3.6	Cerebrovascular Diseases	13	4.7
Chronic Liver Disease and Cirrhosis	11	3.6	Intentional Self-Harm (Suicide)	12	4.3
Cerebrovascular Diseases	10	3.3	Assault (Homicide)	12	4.3
Certain Cond. Orig. Perinatal Per.	10	3.3	Chronic Liver Disease and Cirrhosis	10	3.6
Influenza and Pneumonia	9	3.0	Nephritis/Nephrotic/Nephrosis	10	3.6
Assault (Homicide)	8	2.6	Chronic Lower Respiratory Dis.	8	2.9

Source: Office of Health Informatics, Division of Public Health, Department of Health Services.

Notes: Underlying cause of death is the disease or injury that initiated events resulting in death. For the ICD-10 codes used for cause-of-death groupings, see Technical Notes, page 79. Conditions abbreviated in this table are spelled out in full in the Technical Notes.

- Among Hispanic/Latino males, cancer was the leading cause of death in 2010, followed by accidents.

## Cause of Death

**Table 22. Leading Underlying Causes of Death for Females by Ethnicity, Wisconsin 2009 and 2010**

2009			2010		
	Number	Percent		Number	Percent
<b>TOTAL</b>	<b>23,031</b>	<b>100.0</b>	<b>TOTAL</b>	<b>24,014</b>	<b>100.0</b>
Diseases of the Heart	5,252	22.8	Diseases of the Heart	5,423	22.6
Malignant Neoplasms	5,102	22.2	Malignant Neoplasms	5,349	22.3
Cerebrovascular Diseases	1,480	6.4	Cerebrovascular Diseases	1,551	6.5
Chronic Lower Respiratory Dis.	1,262	5.5	Chronic Lower Respiratory Dis.	1,273	5.3
Alzheimer's Disease	1,124	4.9	Alzheimer's Disease	1,216	5.1
Accidents (ex. med./surg. Comp.)	971	4.2	Accidents (ex. med./surg. Comp.)	1,040	4.3
Influenza and Pneumonia	544	2.4	Nephritis/Nephrotic/Nephrosis	595	2.5
Diabetes Mellitus	526	2.3	Diabetes Mellitus	567	2.4
Nephritis/Nephrotic/Nephrosis	521	2.3	Influenza and Pneumonia	515	2.1
Hypertension/Hypertens. Renal Dis.	252	1.1	Hypertension/Hypertens. Renal Dis.	239	1.0
<b>NON-HISPANIC</b>	<b>22,820</b>	<b>100.0</b>	<b>NON-HISPANIC</b>	<b>23,808</b>	<b>100.0</b>
Diseases of the Heart	5,223	22.9	Diseases of the Heart	5,396	22.7
Malignant Neoplasms	5,052	22.2	Malignant Neoplasms	5,300	22.3
Cerebrovascular Diseases	1,472	6.5	Cerebrovascular Diseases	1,542	6.5
Chronic Lower Respiratory Dis.	1,256	5.5	Chronic Lower Respiratory Dis.	1,267	5.3
Alzheimer's Disease	1,119	4.9	Alzheimer's Disease	1,213	5.1
Accidents (ex. med./surg. Comp.)	961	4.2	Accidents (ex. med./surg. Comp.)	1,021	4.3
Influenza and Pneumonia	540	2.4	Nephritis/Nephrotic/Nephrosis	587	2.5
Diabetes Mellitus	516	2.3	Diabetes Mellitus	558	2.3
Nephritis/Nephrotic/Nephrosis	514	2.3	Influenza and Pneumonia	511	2.1
Hypertension/Hypertens. Renal Dis.	248	1.1	Hypertension/Hypertens. Renal Dis.	237	1.0
<b>HISPANIC/LATINA</b>	<b>211</b>	<b>100.0</b>	<b>HISPANIC/LATINA</b>	<b>206</b>	<b>100.0</b>
Malignant Neoplasms	50	23.7	Malignant Neoplasms	49	23.8
Diseases of the Heart	29	13.7	Diseases of the Heart	27	13.1
Accidents (ex. med./surg. Comp.)	10	4.7	Accidents (ex. med./surg. Comp.)	19	9.2
Diabetes Mellitus	10	4.7	Certain Cond. Orig. Perinatal Per.	10	4.9
Certain Cond. Orig. Perinatal Per.	9	4.3	Diabetes Mellitus	9	4.4
Cerebrovascular Diseases	8	3.8	Cerebrovascular Diseases	9	4.4
Nephritis/Nephrotic/Nephrosis	7	3.3	Nephritis/Nephrotic/Nephrosis	8	3.9
Congenital Malformations, etc.	7	3.3	Chronic Lower Respiratory Dis.	6	2.9
Chronic Lower Respiratory Dis.	6	2.8	Chronic Liver Disease and Cirrhosis	6	2.9
Alzheimer's Disease	5	2.4	Congenital Malformations, etc.	5	2.4

Source: Office of Health Informatics, Division of Public Health, Department of Health Services.

Notes: Underlying cause of death is the disease or injury that initiated events resulting in death. For the ICD-10 codes used for cause of death groupings, see Technical Notes, page 79. Conditions abbreviated in this table are spelled out in full in the Technical Notes.

- Among Hispanic/Latina females, cancer and heart disease were the two leading causes of death in 2010.

## Cause of Death

**Table 23. Deaths by Underlying Cause of Death and County of Residence, Wisconsin, 2010**

	Total	Adams	Ashland	Barron	Bayfield	Brown	Buffalo	Burnett	Calumet	Chippewa	Clark
<b>Total Deaths, All Causes</b>	47,212	255	188	482	152	1,610	146	135	284	485	354
<b>Male</b>	23,198	167	89	234	72	787	64	71	141	268	187
<b>Female</b>	24,014	88	99	248	80	823	82	64	143	217	167
Tuberculosis	5										
Human Immunodeficiency Virus (HIV)	50										
Malignant Neoplasms	11,268	68	48	113	33	383	44	46	70	124	70
Stomach	210		1	2	1	5	2		1	3	4
Colon, Rectum, Anus	945	5	7	6	4	23	4	1	4	11	8
Pancreas	737	2	4	7	2	23	3	3	6	9	5
Trachea, Bronchus and Lung	2,967	28	16	30	7	124	15	20	16	39	18
Breast	773	1	6	6	1	35	4	6	7	6	7
Cervix Uteri, Corpus Uteri, Ovary	501		1	5	4	10	1	2	4	2	2
Prostate	622	3	1	6		16	2	2	7	4	3
Urinary Tract	611	4	1	4	2	24	4	1	5	6	2
Non-Hodgkins Lymphoma	433	1	2	3	2	10		2	3	3	7
Leukemia	549	4	1	6	2	15	1	2	4	4	3
Other Malignant Neoplasms	2,920	20	8	38	8	98	8	7	13	37	11
Diabetes Mellitus	1,154	9	9	13	9	30	2	6	10	13	10
Alzheimers Disease	1,762	3	15	23	9	51	3	1	5	11	17
Major Cardiovascular Diseases	14,664	87	60	155	57	539	43	36	86	133	120
Diseases of the Heart	11,086	68	44	117	47	420	27	28	67	102	96
Hyper. Heart Dis w/wo Renal Dis.	490	2	1	2	2	6		2	2	1	2
Ischemic Heart Disease	6,739	43	31	84	35	275	18	16	44	57	59
Other Diseases of the Heart	3,857	23	12	31	10	139	9	10	21	44	35
Hypertension/Hypertensive Renal Dis.	399	2	3	3		5	1		2		5
Cerebrovascular Diseases	2,598	13	12	23	5	98	12	7	12	20	15
Atherosclerosis	115	2		1						3	1
Other Diseases of Circulatory System	466	2	1	11	5	16	3	1	5	8	3
Influenza and Pneumonia	900	7	9	11	4	26	4	1	2	6	11
Chronic Lower Respiratory Diseases	2,471	17	4	33	6	86	4	12	20	37	17
Peptic Ulcer	62			1	2			1	1		
Chronic Liver Disease and Cirrhosis	526	3	1	8	3	14	2	2	3	5	1
Nephritis, Nephrotic Syn./Nephrosis	1,163	9	7	16	2	36	6	1	2	16	13
Pregnancy, Childbirth & Puerperium	11			1							1
Certain Conditions Orig./Perinatal Per.	187			1		6			3	2	4
Congenital Malformations, etc.	170	2		1		7			2	1	5
Sudden Infant Death Syndrome	36					4				2	
Symptoms, Signs, and Lab Findings	176	2		1	1	3	1			1	
All Other Diseases	9,054	32	29	83	16	304	28	16	63	88	66
Motor Vehicle Accidents	607	3	3	2	3	20	2	3	4	7	4
All Accidents (except motor vehicle)	1,912	6	3	14	5	66	7	6	9	22	11
Intentional Self-Harm (Suicide)	792	6		6	2	29		2	3	14	4
Assault (Homicide)	159	1				3			1	2	
All Other External Causes	83					3		2		1	

## Cause of Death

**Table 23. Deaths by Underlying Cause of Death and County of Residence, Wisconsin 2010**

	Columbia	Crawford	Dane	Dodge	Door	Douglas	Dunn	Eau Claire	Florence	Fond du Lac	Forest
<b>Total Deaths, All Causes</b>	514	156	2,858	913	311	397	305	703	66	902	109
<b>Male</b>	259	79	1,361	463	160	190	161	342	35	427	58
<b>Female</b>	255	77	1,497	450	151	207	144	361	31	475	51
Tuberculosis											
Human Immunodeficiency Virus	1		4			1		1			
Malignant Neoplasms	136	37	667	221	71	104	78	152	14	220	32
Stomach	2	2	12	3		1		4		1	1
Colon, Rectum, Anus	16	2	44	16	4	12	8	11		15	4
Pancreas	12	2	54	16	5	4	6	11	1	11	2
Trachea, Bronchus and Lung	30	11	164	53	24	32	15	45	4	53	9
Breast	9	3	43	15	7	4	1	5	1	20	1
Cervix Uteri, Corpus Uteri, Ovary	2		28	13	2	1	7	8	1	9	4
Prostate	11	3	40	19	7	9	6	10		10	2
Urinary Tract	8	3	39	16	4	3	6	8		19	2
Non-Hodgkin's Lymphoma	12	1	28	6	3	4	4	5		8	1
Leukemia	3		38	9	4	2	4	9		11	
Other Malignant Neoplasms	31	10	177	55	11	32	21	36	7	63	6
Diabetes Mellitus	8	4	55	21	7	30	5	21		29	2
Alzheimer's Disease	29	1	176	39	13	8	10	15	1	42	2
Major Cardiovascular Diseases	142	44	817	302	107	88	94	227	32	284	30
Diseases of the Heart	105	32	600	238	90	68	67	178	20	205	24
Hyp. Heart Dis. w/wo Renal Dis.	4	3	32	6		2		5		9	
Ischemic Heart Disease	66	23	309	162	65	39	31	100	11	131	13
Other Diseases of the Heart	35	6	259	70	25	27	36	73	9	65	11
Hypertension/Hypertens. Renal Dis.	5		12	5	2	2	5	6		6	
Cerebrovascular Diseases	27	8	177	48	11	14	19	36	10	54	6
Atherosclerosis		1	1	1	3			3		9	
Other Dis. of Circulatory System	5	3	27	10	1	4	3	4	2	10	
Influenza and Pneumonia	8	1	47	14	5	8	7	15	1	16	2
Chronic Lower Respiratory Diseases	30	15	145	42	17	22	12	40	4	54	4
Peptic Ulcer	1		4	2		2	1	2		2	
Chronic Liver Disease and Cirrhosis	5	1	28	9		1	4	5	2	10	2
Nephritis/Nephrotic Syn./Nephrosis	12	5	50	27	10	7	4	19	3	21	5
Pregnancy, Childbirth and Puerperium			2								
Certain Conditions Orig. in Perinatal Per.		1	15	2				2		3	
Congenital Malformations, etc.	2	1	14	2				2		4	
Sudden Infant Death Syndrome				1		1					1
Symptoms, Signs and Lab. Findings	5	1	10	2		1	1	1		3	1
All Other Diseases	99	30	603	161	62	92	57	144	8	160	14
Motor Vehicle Accidents	7	6	38	12	1	7	5	9		7	7
All Accidents (except motor vehicle)	21	6	123	38	11	11	18	34		34	7
Intentional Self-Harm (Suicide)	8	3	49	17	7	12	8	12	1	10	
Assault (Homicide)			7			2	1	1			
All Other External Causes			4	1				1		3	

## Cause of Death

**Table 23. Deaths by Underlying Cause of Death and County of Residence, Wisconsin 2010**

	Grant	Green	Green Lake	Iowa	Iron	Jackson	Jefferson	Juneau	Kenosha	Kewaunee	La Crosse
<b>Total Deaths, All Causes</b>	504	313	201	208	83	180	615	274	1,272	147	923
<b>Male</b>	209	147	100	106	40	91	326	136	641	56	450
<b>Female</b>	295	166	101	102	43	89	289	138	631	91	473
Tuberculosis		1									
Human Immunodeficiency Virus				1			1		2		1
Malignant Neoplasms	99	82	51	48	18	41	160	65	305	29	208
Stomach	2	3	1	1	1	1	4	2	1		2
Colon, Rectum, Anus	8	5	4	3	2	2	17	9	29	2	18
Pancreas	10	5	3	6	2	2	6	4	26	1	13
Trachea, Bronchus and Lung	25	19	14	12	4	13	40	24	91	8	52
Breast	7	6	3	4		7	14	3	21	3	10
Cervix Uteri, Corpus Uteri, Ovary	4	4	3	1		2	12	1	14		10
Prostate	2	6	2	3	1	1	7	5	9		8
Urinary Tract	3	6	4	1		1	9	2	19	3	11
Non-Hodgkin's Lymphoma	3	3	3	2	1	3	8	3	13	3	7
Leukemia	2	6	2	3	1	2	6	2	13	1	7
Other Malignant Neoplasms	33	19	12	12	6	7	37	10	69	8	70
Diabetes Mellitus	12	5	2	9		9	10	10	33	8	18
Alzheimer's Disease	36	18	3	2	2	14	34	7	40		32
Major Cardiovascular Diseases	182	78	69	73	36	56	197	72	408	52	239
Diseases of the Heart	125	51	50	53	25	38	164	52	299	47	167
Hyp. Heart Dis. w/wo Renal Dis.	1	1	2	1		1	3	2	12		3
Ischemic Heart Disease	82	28	27	35	18	25	119	32	210	23	99
Other Diseases of the Heart	42	22	21	17	7	12	42	18	77	24	65
Hypertension/Hypertens. Renal Dis.	8	5	4	1	1	3	2	3	17		4
Cerebrovascular Diseases	44	18	14	17	10	14	24	13	82	5	56
Atherosclerosis			1					1			1
Other Dis. of Circulatory System	5	4		2		1	7	3	10		11
Influenza and Pneumonia	14	6	3	3		4	20	3	30	4	18
Chronic Lower Respiratory Diseases	25	14	8	8	6	6	18	20	79	9	44
Peptic Ulcer			1			1		1	1	1	3
Chronic Liver Disease and Cirrhosis	4	3	3	3	2	2	3	3	24	1	15
Nephritis/Nephrotic Syn./Nephrosis	13	7	6	3		4	12	11	35	4	40
Pregnancy, Childbirth and Puerperium											
Certain Conditions Orig. in Perinatal Per.	1	3	3				1	1	1		2
Congenital Malformations, etc.				1		2	1		8		3
Sudden Infant Death Syndrome											
Symptoms, Signs and Lab. Findings	1	2	1	2			4		3		7
All Other Diseases	85	63	35	38	11	27	110	53	205	35	200
Motor Vehicle Accidents	8	7	4	4	2	3	9	4	17	2	11
All Accidents (except motor vehicle)	18	15	6	8	5	6	21	15	51	2	53
Intentional Self-Harm (Suicide)	5	7	6	3	1	4	14	9	25		21
Assault (Homicide)				2		1			2		2
All Other External Causes	1	2							3		6

## Cause of Death

**Table 23. Deaths by Underlying Cause of Death and County of Residence, Wisconsin 2010**

	Lafayette	Langlade	Lincoln	Manitowoc	Marathon	Marinette	Marquette	Menominee	Milwaukee	Monroe	Oconto
<b>Total Deaths, All Causes</b>	146	202	300	824	1,100	452	179	36	8,147	390	356
<b>Male</b>	78	117	152	395	579	241	104	25	3,906	205	185
<b>Female</b>	68	85	148	429	521	211	75	11	4,241	185	171
Tuberculosis									1		
Human Immunodeficiency Virus					2				25		
Malignant Neoplasms	36	42	69	184	277	118	57	10	1,794	74	90
Stomach			5	4	8	2	2		39	2	1
Colon, Rectum, Anus	7	2	7	22	22	9	7		148	5	8
Pancreas	2	5	4	15	12	5	6	1	129	5	2
Trachea, Bronchus and Lung	7	15	15	36	68	35	15	3	469	20	21
Breast		1	7	12	18	9	2		131	4	8
Cervix Uteri, Corpus Uteri, Ovary	2		4	5	4	4	1		85	5	2
Prostate	2	3	3	14	23	7	5		91	3	6
Urinary Tract	2		4	9	12	3	1	1	93	2	4
Non-Hodgkin's Lymphoma	1	3	1	4	11	3	1	1	69	2	2
Leukemia	4	2	7	13	16	6	3		86	2	5
Other Malignant Neoplasms	9	11	12	50	83	35	14	4	454	24	31
Diabetes Mellitus	7	6	10	13	36	5	7	2	178	23	10
Alzheimer's Disease	9	9	18	16	58	13	3		246	12	12
Major Cardiovascular Diseases	47	71	104	261	319	159	53	8	2,604	110	135
Diseases of the Heart	37	59	71	199	239	131	38	6	1,982	89	116
Hyp. Heart Dis. w/wo Renal Dis.	1	3	2	2	11	4	1		216	1	3
Ischemic Heart Disease	25	38	39	122	140	96	27	4	1,186	53	73
Other Diseases of the Heart	11	18	30	75	88	31	10	2	580	35	40
Hypertension/Hypertens. Renal Dis.	2	1	1	4	14	1	1		83	1	1
Cerebrovascular Diseases	7	8	27	49	49	25	12	2	423	20	17
Atherosclerosis	1			2	3	1			34		
Other Diseases of Circulatory System		3	5	7	14	1	2		82		1
Influenza and Pneumonia	4	4	4	18	23	10	1	1	145	8	
Chronic Lower Respiratory Diseases	3	14	18	48	51	29	10		412	32	18
Peptic Ulcer	1		1	3	2	1			7		
Chronic Liver Disease and Cirrhosis		1	3	5	19	5	2	2	103	1	3
Nephritis/Nephrotic Syn./Nephrosis	3	3	7	19	28	13	2	2	218	8	10
Pregnancy, Childbirth and Puerperium			1						2		
Certain Conditions Orig. in Perinatal Per.	1		1	3	3	1	1		58	2	
Congenital Malformations, etc.	1	1	2	3	1	1	1		33	2	
Sudden Infant Death Syndrome						1			13		
Symptoms, Signs and Lab. Findings	1			2	2	2	2	1	41	1	
All Other Diseases	20	40	45	177	214	69	23	6	1,552	86	45
Motor Vehicle Accidents	4	3	2	11	13	6	3	2	84	5	11
All Accidents (except motor vehicle)	4	6	11	47	35	9	10	1	394	18	13
Intentional Self-Harm (Suicide)	5	2	4	11	16	10	3	1	116	6	7
Assault (Homicide)					1		1		102	2	1
All Other External Causes				3					19		1



## Cause of Death

**Table 23. Deaths by Underlying Cause of Death and County of Residence, Wisconsin 2010**

	Oneida	Outagamie	Ozaukee	Pepin	Pierce	Polk	Portage	Price	Racine	Richland	Rock
<b>Total Deaths, All Causes</b>	425	1,218	744	81	231	401	477	161	1,628	160	1,379
<b>Male</b>	220	602	354	42	126	186	232	90	825	75	662
<b>Female</b>	205	616	390	39	105	215	245	71	803	85	717
Tuberculosis											
Human Immunodeficiency Virus							1		2	1	2
Malignant Neoplasms	113	277	187	13	50	91	128	49	412	40	370
Stomach	2	4	5		1		1	1	10		3
Colon, Rectum, Anus	10	14	23	2	8	11	9	8	23	3	21
Pancreas	8	18	17	1	2	5	3		31	5	13
Trachea, Bronchus and Lung	34	73	34	3	14	26	33	12	121	8	112
Breast	4	18	17	1	4	6	11	3	22	4	24
Cervix Uteri, Corpus Uteri, Ovary	9	17	11			6	7	2	19	1	17
Prostate	6	13	12		5	4	7	5	23	3	26
Urinary Tract	6	15	4	2	1	3	7	3	22	1	33
Non-Hodgkin's Lymphoma	4	11	9		1	2	6	4	12	1	19
Leukemia	3	21	12		1	3	4	2	24		18
Other Malignant Neoplasms	27	73	43	4	13	25	40	9	105	14	84
Diabetes Mellitus	11	32	23		6	10	12	3	37	2	27
Alzheimer's Disease	12	54	48	3	3	14	11	5	49	8	58
Major Cardiovascular Diseases	134	353	245	37	80	136	131	55	487	60	358
Diseases of the Heart	106	258	186	30	63	101	102	46	361	39	269
Hyp. Heart Dis. w/wo Renal Dis.	2	11	18		2	1	3		9	1	8
Ischemic Heart Disease	64	154	97	18	31	60	75	29	221	21	158
Other Diseases of the Heart	40	93	71	12	30	40	24	17	131	17	103
Hypertension/Hypertens. Renal Dis.	1	10	5		1	4	5		14	4	11
Cerebrovascular Diseases	24	72	33	6	15	26	21	8	95	16	60
Atherosclerosis		1	11			1			6	1	5
Other Diseases of Circulatory Sys.	3	12	10	1	1	4	3	1	11		13
Influenza and Pneumonia	10	19	11	4	2	11	11	3	40	9	19
Chronic Lower Respiratory Diseases	20	62	41	6	11	23	17	10	80	5	78
Peptic Ulcer		1	1				1		3		2
Chronic Liver Disease and Cirrhosis	3	16	12		3	7	6		15	2	15
Nephritis/Nephrotic Syn./Nephrosis	15	25	10	1	3	9	14	1	34	3	33
Pregnancy, Childbirth and Puerperium									2		2
Certain Conditions Orig. in Perinatal Per.	1	5					1	1	12		12
Congenital Malformations, etc.	2	6	1		2	2			4		6
Sudden Infant Death Syndrome		1						1	2		1
Symptoms, Signs and Lab. Findings		3	1		1	3	1		7		11
All Other Diseases	78	281	128	12	48	65	112	27	338	22	272
Motor Vehicle Accidents	5	15	8	3	7	4	8	1	11	3	19
All Accidents (except motor vehicle)	13	45	19	2	7	16	11	3	59	5	57
Intentional Self-Harm (Suicide)	7	22	9		7	9	11	2	26		28
Assault (Homicide)	1					1			5		5
All Other External Causes		1			1		1		3		4

## Cause of Death

**Table 23. Deaths by Underlying Cause of Death and County of Residence, Wisconsin 2010**

	Rusk	St. Croix	Sauk	Sawyer	Shawano	Sheboygan	Taylor	Trempealeau	Vernon	Vilas	Walworth
<b>Total Deaths, All Causes</b>	170	541	582	170	449	1,001	198	264	270	242	836
<b>Male</b>	86	264	283	95	219	503	102	127	127	122	385
<b>Female</b>	84	277	299	75	230	498	96	137	143	120	451
Tuberculosis						1					
Human Immunodeficiency Virus						2					
Malignant Neoplasms	40	120	134	59	100	213	38	65	63	72	222
Stomach	3	3			1	2				2	5
Colon, Rectum, Anus	8	7	18	6	6	23	6	5	2	9	18
Pancreas	2	8	5	1	11	14	1	5	8	6	11
Trachea, Bronchus and Lung	13	21	39	13	28	59	7	20	18	21	42
Breast	3	9	8	4	3	15	5	4	6	6	14
Cervix Uteri, Corpus Uteri, Ovary		3	7	2	3	16		3	3	6	13
Prostate		9	9	3	6	11	4	3	3	4	10
Urinary Tract	3	5	8	5	4	13	2	3		4	18
Non-Hodgkin's Lymphoma		7	4	2	5	8	3	4	2	2	5
Leukemia	2	2	10		8	12	3	1	8		13
Other Malignant Neoplasms	6	46	26	23	25	40	7	17	13	12	73
Diabetes Mellitus	8	15	6	5	27	18	9	5	2	1	13
Alzheimer's Disease		10	20	3	11	33	6	6	8	11	36
Major Cardiovascular Diseases	57	164	208	48	159	359	78	90	86	85	246
Diseases of the Heart	45	123	159	37	119	263	57	73	58	71	185
Hyp. Heart Dis. w/wo Renal Dis.		4	2		1	3		1	1	1	8
Ischemic Heart Disease	30	76	101	28	82	138	32	37	30	41	112
Other Diseases of the Heart	15	43	56	9	36	122	25	35	27	29	65
Hypertension/Hypertens. Renal Dis.	1	3	5		13	3	5		3		6
Cerebrovascular Diseases	8	36	37	9	25	78	13	16	21	11	43
Atherosclerosis	1	1				3	2				
Other Diseases of Circulatory Sys.	2	1	7	2	2	12	1	1	4	3	12
Influenza and Pneumonia	3	8	15	4	8	21	4	6	6	4	20
Chronic Lower Respiratory Diseases	10	23	27	9	28	45	12	9	13	12	54
Peptic Ulcer			2			1	1		1	1	1
Chronic Liver Disease and Cirrhosis	3	5	5	6	5	9	1	1	5	2	17
Nephritis/Nephrotic Syn./Nephrosis	5	9	11	7	8	20	3	12	10	5	24
Pregnancy, Childbirth and Puerperium											
Certain Conditions Orig. in Perinatal Per.		3	3		3	6		1	1		2
Congenital Malformations, etc.	1	5	4		1	3		2	2		2
Sudden Infant Death Syndrome										1	1
Symptoms, Signs and Lab. Findings	1	5	4		2	1	2	1			4
All Other Diseases	31	131	99	26	80	204	31	54	55	32	140
Motor Vehicle Accidents	3	6	13	1	6	10	3	4	4	2	13
All Accidents (except motor vehicle)	6	23	18	2	4	38	7	5	7	11	26
Intentional Self-Harm (Suicide)	2	13	12		7	13	3	3	6	3	11
Assault (Homicide)		1	1			2					2
All Other External Causes						2			1		2

## Cause of Death

**Table 23. Deaths by Underlying Cause of Death and County of Residence, Wisconsin 2010**

	Washburn	Washington	Waukesha	Waupaca	Waushara	Winnebago	Wood
<b>Total Deaths, All Causes</b>	195	997	3,084	709	259	1,397	762
<b>Male</b>	97	470	1,441	372	138	688	358
<b>Female</b>	98	527	1,643	337	121	709	404
Tuberculosis			1			1	
Human Immunodeficiency Virus	1					1	1
Malignant Neoplasms	50	255	769	166	78	320	185
Stomach	1	4	19	5	2	7	3
Colon, Rectum, Anus	5	22	63	18	9	28	19
Pancreas	2	18	59	4	3	13	11
Trachea, Bronchus and Lung	14	59	198	40	29	76	40
Breast	3	22	60	8	1	26	4
Cervix Uteri, Corpus Uteri, Ovary	4	8	40	6	3	15	11
Prostate	2	13	36	15	6	18	4
Urinary Tract	2	16	34	12	2	19	13
Non-Hodgkin's Lymphoma	1	12	29	9	2	10	7
Leukemia		19	34	4	2	25	7
Other Malignant Neoplasms	16	62	197	45	19	83	66
Diabetes Mellitus	3	24	79	13	5	34	18
Alzheimer's Disease	7	55	115	37	1	56	24
Major Cardiovascular Diseases	74	288	891	243	87	373	235
Diseases of the Heart	60	210	668	192	77	278	168
Hyp. Heart Dis. w/wo Renal Dis.		11	30	5		14	3
Ischemic Heart Disease	38	123	405	126	52	145	102
Other Diseases of the Heart	22	76	233	61	25	119	63
Hypertension/Hypertens. Renal Dis.	4	20	29	7	1	21	2
Cerebrovascular Diseases	7	47	153	33	6	58	58
Atherosclerosis			9	4			1
Other Diseases of Circulatory System	3	11	32	7	3	16	6
Influenza and Pneumonia	7	15	51	15	7	27	12
Chronic Lower Respiratory Diseases	8	52	156	38	11	73	45
Peptic Ulcer			3			1	1
Chronic Liver Disease and Cirrhosis	4	9	31	4	4	16	4
Nephritis/Nephrotic Syn./Nephrosis	3	20	72	22	4	34	27
Pregnancy, Childbirth and Puerperium							
Certain Conditions Orig. in Perinatal Per.		6	5			4	
Congenital Malformations, etc.		3	9		1	9	2
Sudden Infant Death Syndrome		1	2			1	2
Symptoms, Signs and Lab. Findings		3	8	1	5	1	5
All Other Diseases	27	171	646	133	40	324	152
Motor Vehicle Accidents	3	14	24	11	6	23	11
All Accidents (except motor vehicle)	4	51	162	21	3	64	23
Intentional Self-Harm (Suicide)	3	23	52	4	6	28	13
Assault (Homicide)	1	3	2			3	
All Other External Causes		4	6	1	1	4	2

Source: Office of Health Informatics, Division of Public Health, Department of Health Services. For the ICD-10 codes used for cause-of-death groupings, see Technical Notes, page 82. The total includes four records for which county of residence was unknown.

**Cause of Death**

**Table 24. Deaths by Specific Underlying Cause, Wisconsin 2010**

<b>Underlying Cause of Death</b>	<b>Total</b>	<b>Male</b>	<b>Female</b>
Total Deaths From All Causes	47,212	23,198	24,014
<b>I. Certain Infectious and Parasitic Diseases (A00-B99)</b>	<b>810</b>	<b>409</b>	<b>401</b>
<b>Intestinal Infectious Diseases (A00-A09)</b>	<b>170</b>	<b>67</b>	<b>103</b>
A02 Other Salmonella Infections	3	3	
A04 Other Bacterial Intestinal Infections	105	38	67
A08 Viral and Other Specified Intestinal Infections	2	1	1
A09 Diarrhea and Gastroenteritis of Presumed Infectious Origin	60	25	35
<b>Tuberculosis (A15-A19)</b>	<b>5</b>	<b>2</b>	<b>3</b>
A16 Respiratory Tuberculosis, Not Confirmed Bacteriologically or Histologically	4	2	2
A18 Tuberculosis of Other Organs	1		1
<b>Other Bacterial Diseases (A30-A49)</b>	<b>447</b>	<b>228</b>	<b>219</b>
A31 Infection Due to Other Mycobacteria	4		4
A39 Meningococcal Infection	4	1	3
A40 Streptococcal Septicemia	12	5	7
A41 Other Septicemia	406	210	196
A48 Other Bacterial Diseases, Not Elsewhere Classified	1		1
A49 Bacterial Infection of Unspecified Site	20	12	8
<b>Viral Infections of the Central Nervous System (A80-A89)</b>	<b>16</b>	<b>11</b>	<b>5</b>
A81 Atypical Virus Infections of Central Nervous System	12	7	5
A86 Unspecified Viral Encephalitis	2	2	
A87 Viral Meningitis	2	2	
<b>Viral Infections Characterized by Skin/Mucous Membrane Lesions (B00-B09)</b>	<b>6</b>		<b>6</b>
B00 Herpesviral (Herpes Simplex) Infections	2		2
B01 Varicella (Chickenpox)	1		1
B02 Zoster (Herpes Zoster)	3		3
<b>Viral Hepatitis (B15-B19)</b>	<b>56</b>	<b>38</b>	<b>18</b>
B16 Acute Hepatitis B	3	3	
B18 Chronic Viral Hepatitis	52	34	18
B19 Unspecified Viral Hepatitis	1	1	
<b>Human Immunodeficiency Virus (HIV) Disease (B20-B24)</b>	<b>50</b>	<b>39</b>	<b>11</b>
B20 HIV Disease Resulting in Infectious and Parasitic Diseases	18	16	2
B21 HIV Disease Resulting in Malignant Neoplasms	5	4	1
B22 HIV Disease Resulting in Other Specified Diseases	8	5	3
B23 HIV Disease Resulting in Other Conditions	5	4	1
B24 Unspecified HIV Disease	14	10	4
<b>Other Viral Diseases (B25-B34)</b>	<b>10</b>	<b>4</b>	<b>6</b>
B25 Cytomegaloviral Disease	2		2
B33 Other Viral Diseases, Not Elsewhere Classified	1	1	
B34 Viral Infection of Unspecified Site	7	3	4
<b>Mycoses (B35-B49)</b>	<b>13</b>	<b>9</b>	<b>4</b>
B37 Candidiasis	3	2	1
B40 Blastomycosis	5	3	2

## Cause of Death

Underlying Cause of Death	Total	Male	Female
B44 Aspergillosis	2	2	
B45 Cryptococcosis	1	1	
B49 Unspecified Mycosis	2	1	1
<b>Protozoal Diseases (B50-B64)</b>	<b>2</b>	<b>2</b>	
B59 Pneumocystosis	2	2	
<b>Sequelae of Infectious and Parasitic Diseases (B90-B94)</b>	<b>28</b>	<b>7</b>	<b>21</b>
B90 Sequelae of Tuberculosis	3	1	2
B91 Sequelae of Poliomyelitis	12	3	9
B94 Sequelae of Other and Unspecified Infectious and Parasitic Diseases	13	3	10
<b>Other Infectious Diseases (B99)</b>	<b>7</b>	<b>2</b>	<b>5</b>
B99 Other and Unspecified Infectious Diseases	7	2	5
<b>II. Neoplasms (C00-D48)</b>	<b>11,630</b>	<b>6,118</b>	<b>5,512</b>
<b>Malignant Neoplasms of Lip, Oral Cavity and Pharynx (C00-C14)</b>	<b>145</b>	<b>91</b>	<b>54</b>
C00 Lip	1		1
C01 Base of Tongue	4	3	1
C02 Other and Unspecified Parts of Tongue	34	18	16
C04 Floor of Mouth	3	3	
C05 Palate	4	2	2
C06 Other and Unspecified Parts of Mouth	25	13	12
C07 Parotid Gland	11	6	5
C08 Other and Unspecified Major Salivary Glands	2	1	1
C09 Tonsil	8	6	2
C10 Oropharynx	19	12	7
C11 Nasopharynx	10	7	3
C12 Pyriform Sinus	2	2	
C13 Hypopharynx	4	4	
C14 Other and Ill-Defined Sites in Lip, Oral Cavity and Pharynx	18	14	4
<b>Malignant Neoplasms of Digestive Organs (C15-C26)</b>	<b>2,698</b>	<b>1,547</b>	<b>1,151</b>
C15 Esophagus	323	267	56
C16 Stomach	210	129	81
C17 Small Intestine	28	19	9
C18 Colon	729	369	360
C19 Rectosigmoid Junction	56	31	25
C20 Rectum	147	84	63
C21 Anus and Anal Canal	13	7	6
C22 Liver and Intrahepatic Bile Ducts	364	237	127
C23 Gallbladder	28	7	21
C24 Other and Unspecified Parts of Biliary Tract	39	21	18
C25 Pancreas	737	370	367
C26 Other and Ill-Defined Digestive Organs	24	6	18
<b>Malignant Neoplasms of Respiratory and Intrathoracic Organs (C30-C39)</b>	<b>3,057</b>	<b>1,682</b>	<b>1,375</b>
C30 Nasal Cavity and Middle Ear	1		1
C31 Accessory Sinuses	8	3	5

## Cause of Death

<b>Underlying Cause of Death</b>	<b>Total</b>	<b>Male</b>	<b>Female</b>
C32 Larynx	66	57	9
C33 Trachea	1	1	
C34 Bronchus and Lung	2,966	1,611	1,355
C37 Thymus	4	2	2
C38 Heart, Mediastinum and Pleura	11	8	3
<b>Malignant Neoplasms of Bone and Articular Cartilage (C40-C41)</b>	<b>26</b>	<b>19</b>	<b>7</b>
C40 Bone and Articular Cartilage of Limbs	1	1	
C41 Bone and Articular Cartilage of Other and Unspecified Sites	25	18	7
<b>Melanoma and Other Malignant Neoplasms of Skin (C43-C44)</b>	<b>244</b>	<b>163</b>	<b>81</b>
C43 Malignant Melanoma of Skin	190	124	66
C44 Other Malignant Neoplasms of Skin	54	39	15
<b>Malignant Neoplasms of Mesothelial and Soft Tissue (C45-C49)</b>	<b>195</b>	<b>105</b>	<b>90</b>
C45 Mesothelioma	63	47	16
C47 Peripheral Nerves and Autonomic Nervous System	4	4	
C48 Retroperitoneum and Peritoneum	26	3	23
C49 Other Connective and Soft Tissue	102	51	51
<b>Malignant Neoplasm of Breast (C50)</b>	<b>773</b>	<b>9</b>	<b>764</b>
C50 Breast	773	9	764
<b>Malignant Neoplasms of Female Genital Organs (C51-C58)</b>	<b>539</b>		<b>539</b>
C51 Vulva	18		18
C52 Vagina	3		3
C53 Cervix Uteri	44		44
C54 Corpus Uteri	104		104
C55 Uterus, Part Unspecified	72		72
C56 Ovary	281		281
C57 Other and Unspecified Female Genital Organs	17		17
<b>Malignant Neoplasms of Male Genital Organs (C60-C63)</b>	<b>639</b>	<b>639</b>	
C60 Penis	6	6	
C61 Prostate	622	622	
C62 Testis	10	10	
C63 Other and Unspecified Male Genital Organs	1	1	
<b>Malignant Neoplasms of Urinary Tract (C64-C68)</b>	<b>611</b>	<b>413</b>	<b>198</b>
C64 Kidney, Except Renal Pelvis	294	193	101
C65 Renal Pelvis	6	3	3
C66 Ureter	11	8	3
C67 Bladder	292	204	88
C68 Other and Unspecified Urinary Organs	8	5	3
<b>Malignant Neoplasms of Eye/Brain/Oth. Parts/Central Nervous Sys. (C69-C72)</b>	<b>301</b>	<b>172</b>	<b>129</b>
C69 Eye and Adnexa	6	2	4
C70 Meninges	1		1
C71 Brain	292	170	122
C72 Spinal Cord, Cranial Nerves and Other Parts of Central Nervous System	2		2

## Cause of Death

Underlying Cause of Death	Total	Male	Female
<b>Malignant Neoplasms of Thyroid and Other Endocrine Glands (C73-C75)</b>	<b>50</b>	<b>20</b>	<b>30</b>
C73 Thyroid Gland	35	12	23
C74 Adrenal Gland	14	7	7
C75 Other Endocrine Glands and Related Structures	1	1	
<b>Malignant Neoplasms of Ill-Defined, Secondary and Unspecified Sites (C76-C80)</b>	<b>663</b>	<b>319</b>	<b>344</b>
C76 Other and Ill-Defined Sites	38	10	28
C78 Secondary Malignant Neoplasm of Respiratory and Digestive Organs	45	26	19
C79 Secondary Malignant Neoplasm of Other Sites	77	43	34
C80 Malignant Neoplasm Without Specification of Site	503	240	263
<b>Malignant Neoplasms of Lymphoid, Hematopoetic and Related Tissue (C81-C96)</b>	<b>1,257</b>	<b>699</b>	<b>558</b>
C81 Hodgkins Disease	25	10	15
C82 Follicular (Nodular) Non-Hodgkins Lymphoma	12	7	5
C83 Diffuse Non-Hodgkins Lymphoma	86	52	34
C84 Peripheral and Cutaneous T-Cell Lymphomas	21	13	8
C85 Other and Unspecified Types of Non-Hodgkins Lymphoma	314	157	157
C88 Malignant Immunoproliferative Diseases	10	7	3
C90 Multiple Myeloma and Malignant Plasma Cell Neoplasms	239	123	116
C91 Lymphoid Leukemia	139	75	64
C92 Myeloid Leukemia	275	178	97
C93 Monocytic Leukemia	3	2	1
C94 Other Leukemias of Specified Cell Type	1	1	
C95 Leukemia of Unspecified Cell Type	131	73	58
C96 Other/Unspecified Malignant Neoplasms Lymphoid, Hematopoietic and Related Tissue	1	1	
<b>Malignant Neoplasms of Independent (Primary) Multiple Sites (C97)</b>	<b>70</b>	<b>41</b>	<b>29</b>
C97 Independent (Primary) Multiple Sites	70	41	29
<b>Benign Neoplasms (D10-D36)</b>	<b>18</b>	<b>5</b>	<b>13</b>
D12 Colon, Rectum, Anus and Anal Canal	1		1
D18 Hemangioma and Lymphangioma, Any Site	1	1	
D25 Leiomyoma of Uterus	1		1
D32 Meninges	14	3	11
D33 Brain and Other Parts of Central Nervous System	1	1	
<b>Neoplasms of Uncertain Or Unknown Behavior (D37-D48)</b>	<b>344</b>	<b>194</b>	<b>150</b>
D37 Oral Cavity and Digestive Organs	17	8	9
D38 Middle Ear and Respiratory and Intrathoracic Organs	15	6	9
D41 Urinary Organs	4		4
D42 Meninges	1		1
D43 Brain and Central Nervous System	58	26	32
D44 Endocrine Glands	4	3	1
D45 Polycythemia Vera	11	7	4
D46 Myelodysplastic Syndromes	168	105	63
D47 Other Neoplasms Uncertain or Unknown Behavior of Lymphoid, Hematopoietic and Related Tissue	40	24	16

## Cause of Death

<b>Underlying Cause of Death</b>	<b>Total</b>	<b>Male</b>	<b>Female</b>
D48 Other and Unspecified Sites	26	15	11
<b>III. Diseases of Blood and Blood-Forming Organs and Certain Disorders Involving the Immune Mechanisms (D50-D89)</b>	<b>176</b>	<b>75</b>	<b>101</b>
<b>Nutritional Anemias (D50-D53)</b>	<b>4</b>	<b>1</b>	<b>3</b>
D50 Iron Deficiency Anemia	2		2
D51 Vitamin B12 Deficiency Anemia	1		1
D52 Folate Deficiency Anemia	1	1	
<b>Hemolytic Anemias (D55-D59)</b>	<b>11</b>	<b>6</b>	<b>5</b>
D57 Sickle-Cell Disorders	5	3	2
D58 Other Hereditary Hemolytic Anemias	3	1	2
D59 Acquired Hemolytic Anemia	3	2	1
<b>Aplastic and Other Anemias (D60-D64)</b>	<b>80</b>	<b>30</b>	<b>50</b>
D61 Other Aplastic Anemias	19	8	11
D62 Acute Posthemorrhagic Anemia	1	1	
D64 Other Anemias	60	21	39
<b>Coagulation Defects, Purpura and Other Hemorrhagic Conditions (D65-D69)</b>	<b>42</b>	<b>22</b>	<b>20</b>
D65 Disseminated Intravascular Coagulation (Defibrination Syndrome)	7	3	4
D68 Other Coagulation Defects	20	9	11
D69 Purpura and Other Hemorrhagic Conditions	15	10	5
<b>Other Diseases of Blood and Blood-Forming Organs (D70-D77)</b>	<b>13</b>	<b>6</b>	<b>7</b>
D70 Agranulocytosis	5	3	2
D72 Other Disorders of White Blood Cells	1		1
D73 Diseases of Spleen	3	1	2
D75 Other Diseases of Blood and Blood-Forming Organs	2	1	1
D76 Certain Diseases Involving Lymphoreticular Tissue/Reticulohistiocytic System	2	1	1
<b>Certain Disorders Involving the Immune Mechanism (D80-D89)</b>	<b>26</b>	<b>10</b>	<b>16</b>
D83 Common Variable Immunodeficiency	2		2
D84 Other Immunodeficiencies	1	1	
D86 Sarcoidosis	20	9	11
D89 Other Disorders Involving Immune Mechanism, Not Elsewhere Classified	3		3
<b>IV. Endocrine, Nutritional and Metabolic Disease (E00-E90)</b>	<b>1,707</b>	<b>843</b>	<b>864</b>
<b>Disorder of Thyroid Gland (E00-E07)</b>	<b>28</b>	<b>5</b>	<b>23</b>
E03 Other Hypothyroidism	21	4	17
E04 Other Nontoxic Goitre	2		2
E05 Thyrotoxicosis (Hyperthyroidism)	4	1	3
E06 Thyroiditis	1		1
<b>Diabetes Mellitus (E10-E14)</b>	<b>1,154</b>	<b>587</b>	<b>567</b>
E10 Insulin-Dependent Diabetes Mellitus	84	51	33
E11 Non-Insulin-Dependent Diabetes Mellitus	333	159	174
E14 Unspecified Diabetes Mellitus	737	377	360
<b>Other Disorders of Glucose Regulation/Pancreatic Internal Secretion (E15-E16)</b>	<b>4</b>	<b>1</b>	<b>3</b>
E16 Other Disorders of Pancreatic Internal Secretion	4	1	3



## Cause of Death

<b>Underlying Cause of Death</b>	<b>Total</b>	<b>Male</b>	<b>Female</b>
<b>Disorders of Other Endocrine Glands (E20-E35)</b>	<b>11</b>	<b>4</b>	<b>7</b>
E21 Hyperparathyroidism and Other Disorders of Parathyroid Gland	5	1	4
E23 Hypofunction and Other Disorders of Pituitary Gland	1	1	
E27 Other Disorders of Adrenal Gland	3	1	2
E34 Other Endocrine Disorders	2	1	1
<b>Malnutrition (E40-E46)</b>	<b>51</b>	<b>20</b>	<b>31</b>
E43 Unspecified Severe Protein-Energy Malnutrition	11	7	4
E45 Retarded Development Following Protein-Energy Malnutrition	4	1	3
E46 Unspecified Protein-Energy Malnutrition	36	12	24
<b>Other Nutritional Deficiencies (E50-E64)</b>	<b>7</b>	<b>5</b>	<b>2</b>
E51 Thiamine Deficiency	1	1	
E53 Deficiency of Other B Group Vitamins	1	1	
E63 Other Nutritional Deficiencies	5	3	2
<b>Obesity and Other Hyperalimentation (E65-E68)</b>	<b>113</b>	<b>58</b>	<b>55</b>
E66 Obesity	113	58	55
<b>Metabolic Disorders (E70-E90)</b>	<b>339</b>	<b>163</b>	<b>176</b>
E71 Disorders of Branched-Chain Amino-Acid Metabolism and Fatty-Acid Metabolism	2	1	1
E72 Other Disorders of Amino-Acid Metabolism	3	1	2
E74 Other Disorders of Carbohydrate Metabolism	1		1
E75 Disorders of Sphingolipid Metabolism and Other Lipid Storage Disorders	3	2	1
E76 Disorders of Glycosaminoglycan Metabolism	4	4	
E77 Disorders of Glycoprotein Metabolism	1		1
E78 Disorders of Lipoprotein Metabolism and Other Lipidemias	157	95	62
E83 Disorders of Mineral Metabolism	10	4	6
E84 Cystic Fibrosis	4	3	1
E85 Amyloidosis	21	11	10
E86 Volume Depletion	61	16	45
E87 Other Disorders of Fluid, Electrolyte and Acid-Base Balance	60	22	38
E88 Other Metabolic Disorders	12	4	8
<b>V. Mental and Behavioral Disorders (F00-F99)</b>	<b>3,185</b>	<b>1,047</b>	<b>2,138</b>
<b>Organic, Including Symptomatic, Mental Disorders (F00-F09)</b>	<b>2,976</b>	<b>911</b>	<b>2,065</b>
F01 Vascular Dementia	212	85	127
F03 Unspecified Dementia	2,730	815	1,915
F05 Delirium, Not Induced By Alcohol/Other Psychoactive Substances	12	7	5
F06 Other Mental Disorders Due To Brain Damage and Dysfunction and Physical Disease	22	4	18
<b>Mental and Behavior Disorders Due to Psychoactive Substance Abuse (F10-F19)</b>	<b>159</b>	<b>113</b>	<b>46</b>
F10 Use of Alcohol	153	110	43
F11 Use of Opioids	1	1	
F17 Use of Tobacco	1		1
F18 Use of Volatile Solvents	1	1	
F19 Multiple Drug Use and Use of Other Psychoactive Substances	3	1	2

## Cause of Death

<b>Underlying Cause of Death</b>	<b>Total</b>	<b>Male</b>	<b>Female</b>
<b>Schizophrenia, Schizotypal and Delusional Disorders (F20-F29)</b>	<b>7</b>	<b>3</b>	<b>4</b>
F20 Schizophrenia	5	2	3
F25 Schizoaffective Disorders	1		1
F29 Unspecified Nonorganic Psychosis	1	1	
<b>Mood (Affective) Disorders (F30-F39)</b>	<b>20</b>	<b>9</b>	<b>11</b>
F31 Bipolar Affective Disorder	3	1	2
F32 Depressive Episodes	17	8	9
<b>Neurotic, Stress-Related and Somatoform Disorders (F40-F48)</b>	<b>1</b>		<b>1</b>
F41 Other Anxiety Disorders	1		1
<b>Behavior Syndromes Associated With Physiological Disturbances/Physical Factors (F50-F59)</b>	<b>6</b>	<b>2</b>	<b>4</b>
F50 Eating Disorders	3		3
F54 Psychological and Behavioral Factors Assoc. with Disorders/Diseases Classified Elsewhere	3	2	1
<b>Mental Retardation (F70-F79)</b>	<b>12</b>	<b>8</b>	<b>4</b>
F72 Severe Mental Retardation	6	3	3
F73 Profound Mental Retardation	2	2	
F79 Unspecified Mental Retardation	4	3	1
<b>Disorders of Psychological Development (F80-F89)</b>	<b>4</b>	<b>1</b>	<b>3</b>
F84 Pervasive Developmental Disorders	3	1	2
F89 Unspecified Disorder of Psychological Development	1		1
<b>VI. Diseases of the Nervous System (G00-G99)</b>	<b>2,992</b>	<b>1,232</b>	<b>1,760</b>
<b>Inflammatory Diseases of the Central Nervous System (G00-G09)</b>	<b>14</b>	<b>9</b>	<b>5</b>
G00 Bacterial Meningitis, Not Elsewhere Classified	2	1	1
G03 Meningitis Due to Other and Unspecified Causes	2	1	1
G04 Encephalitis, Myelitis and Encephalomyelitis	1		1
G06 Intracranial and Intraspinial Abscess and Granuloma	6	4	2
G08 Intracranial and Intraspinial Phlebitis and Thrombophlebitis	1	1	
G09 Sequelae of Inflammatory Diseases of Central Nervous System	2	2	
<b>Systemic Atrophies Primarily Affecting Central Nervous System (G10-G13)</b>	<b>197</b>	<b>121</b>	<b>76</b>
G10 Huntingtons Disease	23	10	13
G11 Hereditary Ataxia	9	6	3
G12 Spinal Muscular Atrophy and Related Syndromes	165	105	60
<b>Extrapyramidal and Movement Disorders (G20-G26)</b>	<b>505</b>	<b>305</b>	<b>200</b>
G20 Parkinsons Disease	489	299	190
G21 Secondary Parkinsonism	3	2	1
G23 Other Degenerative Diseases of the Basal Ganglia	9	3	6
G24 Dystonia	3	1	2
G25 Other Extrapyramidal and Movement Disorders	1		1
<b>Other Degenerative Diseases of the Nervous System (G30-G32)</b>	<b>1,882</b>	<b>606</b>	<b>1,276</b>
G30 Alzheimers Disease	1,762	546	1,216
G31 Other Degenerative Diseases of Nervous System, Not Elsewhere Classified	120	60	60

## Cause of Death

Underlying Cause of Death	Total	Male	Female
<b>Demyelinating Diseases of the Central Nervous System (G35-G37)</b>	<b>101</b>	<b>36</b>	<b>65</b>
G35 Multiple Sclerosis	98	36	62
G37 Other Demyelinating Diseases of Central Nervous System	3		3
<b>Episodic and Paroxysmal Disorders (G40-G47)</b>	<b>52</b>	<b>28</b>	<b>24</b>
G40 Epilepsy	17	12	5
G41 Status Epilepticus	13	4	9
G45 Transient Cerebral Ischemic Attacks and Related Syndromes	4	2	2
G47 Sleep Disorders	18	10	8
<b>Polyneuropathies and Oth Disorders of Peripheral Nervous System (G60-G64)</b>	<b>16</b>	<b>6</b>	<b>10</b>
G60 Hereditary and Idiopathic Neuropathy	2	1	1
G61 Inflammatory Polyneuropathy	6	4	2
G62 Other Polyneuropathies	8	1	7
<b>Diseases of Myoneural Junction and Muscle (G70-G73)</b>	<b>41</b>	<b>20</b>	<b>21</b>
G70 Myasthenia Gravis and Other Myoneural Disorders	16	5	11
G71 Primary Disorders of Muscles	24	14	10
G72 Other Myopathies	1	1	
<b>Cerebral Palsy and Other Paralytic Syndromes (G80-G83)</b>	<b>48</b>	<b>28</b>	<b>20</b>
G80 Infantile Cerebral Palsy	30	18	12
G81 Hemiplegia	1		1
G82 Paraplegia and Tetraplegia	17	10	7
<b>Other Disorders of the Nervous System (G90-G99)</b>	<b>136</b>	<b>73</b>	<b>63</b>
G90 Disorders of Autonomic Nervous System	10	8	2
G91 Hydrocephalus	18	10	8
G92 Toxic Encephalopathy	3	1	2
G93 Other Disorders of Brain	99	50	49
G95 Other Diseases of Spinal Cord	5	3	2
G96 Other Disorders of Central Nervous System	1	1	
VII. Diseases of the Eye and Adnexa (H00-H59)	2	2	
<b>Glaucoma (H40-H42)</b>	<b>1</b>	<b>1</b>	
H40 Glaucoma	1	1	
<b>Disorders of Vitreous Body and Globe (H43-H45)</b>	<b>1</b>	<b>1</b>	
H44 Disorders of Globe	1	1	
IX. Diseases of the Circulatory System (I00-I99)	14,722	7,186	7,536
<b>Acute Rheumatic Fever (I00-I02)</b>	<b>2</b>		<b>2</b>
I01 Rheumatic Fever With Heart Involvement	2		2
<b>Chronic Rheumatic Heart Diseases (I05-I09)</b>	<b>57</b>	<b>22</b>	<b>35</b>
I05 Rheumatic Mitral Valve Diseases	23	7	16
I06 Rheumatic Aortic Valve Diseases	2		2
I07 Rheumatic Tricuspid Valve Diseases	7	2	5
I08 Multiple Valve Diseases	17	9	8
I09 Other Rheumatic Heart Diseases	8	4	4
<b>Hypertensive Diseases (I10-I15)</b>	<b>889</b>	<b>366</b>	<b>523</b>
I10 Essential (Primary) Hypertension	240	88	152
I11 Hypertensive Heart Disease	457	195	262

## Cause of Death

<b>Underlying Cause of Death</b>	<b>Total</b>	<b>Male</b>	<b>Female</b>
I12 Hypertensive Renal Disease	159	72	87
I13 Hypertensive Heart and Renal Disease	33	11	22
<b>Ischemic Heart Diseases (I20-I25)</b>	<b>6,739</b>	<b>3,794</b>	<b>2,945</b>
I20 Angina Pectoris	1		1
I21 Acute Myocardial Infarction	2,511	1,456	1,055
I24 Other Acute Ischemic Heart Diseases	30	14	16
I25 Chronic Ischemic Heart Disease	4,197	2,324	1,873
<b>Pulmonary Heart Disease and Diseases of Pulmonary Circulation (I26-I28)</b>	<b>333</b>	<b>120</b>	<b>213</b>
I26 Pulmonary Embolism	182	79	103
I27 Other Pulmonary Heart Diseases	151	41	110
<b>Other Forms of Heart Disease (I30-I52)</b>	<b>3,465</b>	<b>1,521</b>	<b>1,944</b>
I31 Other Diseases of Pericardium	12	7	5
I33 Acute and Subacute Endocarditis	26	11	15
I34 Nonrheumatic Mitral Valve Disorders	53	19	34
I35 Nonrheumatic Aortic Valve Disorders	430	160	270
I38 Endocarditis, Valve Unspecified	134	54	80
I40 Acute Myocarditis	7	6	1
I42 Cardiomyopathy	479	274	205
I44 Atrioventricular and Left-Bundle-Branch Block	13	2	11
I45 Other Conduction Disorders	7	1	6
I46 Cardiac Arrest	23	13	10
I47 Paroxysmal Tachycardia	10	6	4
I48 Atrial Fibrillation and Flutter	348	119	229
I49 Other Cardiac Arrhythmias	334	167	167
I50 Heart Failure	1,425	594	831
I51 Complications and Ill-Defined Descriptions of Heart Disease	164	88	76
<b>Cerebrovascular Diseases (I60-I69)</b>	<b>2,598</b>	<b>1,047</b>	<b>1,551</b>
I60 Subarachnoid Hemorrhage	98	35	63
I61 Intracerebral Hemorrhage	348	156	192
I62 Other Nontraumatic Intracranial Hemorrhage	148	73	75
I63 Cerebral Infarction	132	52	80
I64 Stroke, Not Specified as Hemorrhage or Infarction	1,383	525	858
I67 Other Cerebrovascular Diseases	114	44	70
I69 Sequelae of Cerebrovascular Disease	375	162	213
<b>Diseases of Arteries, Arterioles and Capillaries (I70-I79)</b>	<b>581</b>	<b>289</b>	<b>292</b>
I70 Atherosclerosis	115	46	69
I71 Aortic Aneurysm and Dissection	240	143	97
I72 Other Aneurysm	14	10	4
I73 Other Peripheral Vascular Diseases	175	74	101
I74 Arterial Embolism and Thrombosis	10	4	6
I77 Other Disorders of Arteries and Arterioles	26	11	15
I78 Diseases of Capillaries	1	1	

## Cause of Death

Underlying Cause of Death	Total	Male	Female
<b>Diseases of Veins, Lymphatic Vessels and Lymph Nodes, Not Elsewhere Classified (I80-I89)</b>	<b>50</b>	<b>25</b>	<b>25</b>
I80 Phlebitis and Thrombophlebitis	37	18	19
I81 Portal Vein Thrombosis	1		1
I82 Other Venous Embolism and Thrombosis	2	2	
I83 Varicose Veins of Lower Extremities	5	2	3
I85 Esophageal Varices	3	2	1
I86 Varicose Veins of Other Sites	1	1	
I89 Other Noninfective Disorders of Lymphatic Vessels and Lymph Nodes	1		1
<b>Other and Unspecified Disorders of Circulatory System (I95-I99)</b>	<b>8</b>	<b>2</b>	<b>6</b>
I95 Hypotension	2		2
I99 Other and Unspecified Disorders of Circulatory System	6	2	4
<b>X. Diseases of the Respiratory System (J00-J99)</b>	<b>4,284</b>	<b>2,056</b>	<b>2,228</b>
<b>Acute Upper Respiratory Infections (J00-J06)</b>	<b>2</b>	<b>2</b>	
J05 Acute Obstructive Laryngitis (Croup) and Epiglottitis	1	1	
J06 Acute Upper Respiratory Infections of Multiple or Unspecified Sites	1	1	
<b>Influenza and Pneumonia (J09-J18)</b>	<b>901</b>	<b>386</b>	<b>515</b>
J09 Influenza Due to Identified Avian Influenza Virus	1		1
J11 Influenza, Virus Not Identified	1	1	
J12 Viral Pneumonia, Not Elsewhere Classified	2	1	1
J13 Pneumonia Due to Streptococcus Pneumonia	2		2
J15 Bacterial Pneumonia, Not Elsewhere Classified	23	14	9
J18 Pneumonia, Organism Unspecified	872	370	502
<b>Other Acute Lower Respiratory Infections (J20-J22)</b>	<b>5</b>	<b>1</b>	<b>4</b>
J20 Acute Bronchitis	3		3
J21 Acute Bronchiolitis	1	1	
J22 Unspecified Acute Lower Respiratory Infection	1		1
<b>Other Diseases of Upper Respiratory Tract (J30-J39)</b>	<b>9</b>	<b>5</b>	<b>4</b>
J32 Chronic Sinusitis	1		1
J37 Chronic Laryngitis and Laryngotracheitis	1	1	
J38 Diseases of Vocal Cords and Larynx, Not Elsewhere Classified	5	3	2
J39 Other Diseases of Upper Respiratory Tract	2	1	1
<b>Chronic Lower Respiratory Diseases (J40-J47)</b>	<b>2,471</b>	<b>1,198</b>	<b>1,273</b>
J40 Bronchitis, Not Specified as Acute or Chronic	7	1	6
J42 Unspecified Chronic Bronchitis	2		2
J43 Emphysema	199	102	97
J44 Other Chronic Obstructive Pulmonary Disease	2,176	1,063	1,113
J45 Asthma	61	23	38
J46 Status Asthmaticus	2		2
J47 Bronchiectasis	24	9	15
<b>Lung Diseases Due to External Agents (J60-J70)</b>	<b>361</b>	<b>194</b>	<b>167</b>
J61 Pneumoconiosis Due to Asbestos and Other Mineral Fibers	7	7	
J62 Pneumoconiosis Due to Dust Containing Silica	3	3	

## Cause of Death

<b>Underlying Cause of Death</b>	<b>Total</b>	<b>Male</b>	<b>Female</b>
J64 Unspecified Pneumoconiosis	1	1	
J67 Hypersensitivity Pneumonitis Due to Organic Dust	8	5	3
J69 Pneumonitis Due to Solids and Liquids	342	178	164
<b>Other Respiratory Diseases Principally Affecting the Interstitium (J80-J84)</b>	<b>388</b>	<b>209</b>	<b>179</b>
J80 Adult Respiratory Distress Syndrome	27	14	13
J81 Pulmonary Edema	17	7	10
J82 Pulmonary Eosinophilia, Not Elsewhere Classified	2	1	1
J84 Other Interstitial Pulmonary Diseases	342	187	155
<b>Suppurative and Necrotic Conditions of Lower Respiratory Tract (J85-J86)</b>	<b>11</b>	<b>6</b>	<b>5</b>
J85 Abscess of Lung and Mediastinum	4	2	2
J86 Pyothorax	7	4	3
<b>Other Diseases of Pleura (J90-J94)</b>	<b>31</b>	<b>14</b>	<b>17</b>
J90 Pleural Effusion, Not Elsewhere Classified	24	10	14
J93 Pneumothorax	3	2	1
J94 Other Pleural Conditions	4	2	2
<b>Other Diseases of the Respiratory System (J95-J99)</b>	<b>105</b>	<b>41</b>	<b>64</b>
J96 Respiratory Failure, Not Elsewhere Classified	20	6	14
J98 Other Respiratory Disorders	85	35	50
<b>XI. Diseases of the Digestive System (K00-K93)</b>	<b>1,723</b>	<b>858</b>	<b>865</b>
<b>Diseases of Oral Cavity, Salivary Glands and Jaws (K00-K14)</b>	<b>6</b>	<b>1</b>	<b>5</b>
K08 Other Disorders of Teeth and Supporting Structures	1	1	
K11 Diseases of Salivary Glands	3		3
K12 Stomatitis and Related Lesions	2		2
<b>Diseases of Esophagus, Stomach and Duodenum (K20-K31)</b>	<b>122</b>	<b>55</b>	<b>67</b>
K20 Esophagitis	3	2	1
K21 Gastro-Esophageal Reflux Disease	9	4	5
K22 Other Diseases of Esophagus	32	13	19
K25 Gastric Ulcer	15	8	7
K26 Duodenal Ulcer	28	15	13
K27 Peptic Ulcer, Site Unspecified	18	5	13
K28 Gastrojejunal Ulcer	1	1	
K29 Gastritis and Duodenitis	8	6	2
K31 Other Diseases of Stomach and Duodenum	8	1	7
<b>Diseases of Appendix (K35-K38)</b>	<b>13</b>	<b>12</b>	<b>1</b>
K35 Acute Appendicitis	10	9	1
K37 Unspecified Appendicitis	3	3	
<b>Hernia (K40-K46)</b>	<b>40</b>	<b>18</b>	<b>22</b>
K40 Inguinal Hernia	7	5	2
K42 Umbilical Hernia	3	3	
K43 Ventral Hernia	6	3	3
K44 Diaphragmatic Hernia	16	3	13
K46 Unspecified Hernia of Abdominal Cavity	8	4	4
<b>Noninfective Enteritis and Colitis (K50-K52)</b>	<b>22</b>	<b>11</b>	<b>11</b>

## Cause of Death

<b>Underlying Cause of Death</b>	<b>Total</b>	<b>Male</b>	<b>Female</b>
K50 Crohns Disease (Regional Enteritis)	14	7	7
K51 Ulcerative Colitis	4	2	2
K52 Other Noninfective Gastroenteritis and Colitis	4	2	2
<b>Other Diseases of Intestines (K55-K63)</b>	<b>443</b>	<b>154</b>	<b>289</b>
K55 Vascular Disorders of Intestine	172	50	122
K56 Paralytic Ileus and Intestinal Obstruction Without Hernia	149	61	88
K57 Diverticular Disease of Intestine	55	14	41
K58 Irritable Bowel Syndrome	1		1
K59 Other Functional Intestinal Disorders	7	6	1
K61 Abscess of Anal and Rectal Regions	3	2	1
K62 Other Diseases of Anus and Rectum	8	2	6
K63 Other Diseases of Intestine	48	19	29
<b>Diseases of Peritoneum (K65-K67)</b>	<b>23</b>	<b>9</b>	<b>14</b>
K65 Peritonitis	22	8	14
K66 Other Disorders of Peritoneum	1	1	
<b>Diseases of Liver (K70-K77)</b>	<b>684</b>	<b>416</b>	<b>268</b>
K70 Alcoholic Liver Disease	288	201	87
K72 Hepatic Failure, Not Elsewhere Classified	68	41	27
K73 Chronic Hepatitis, Not Elsewhere Classified	1		1
K74 Fibrosis and Cirrhosis of Liver	237	129	108
K75 Other Inflammatory Liver Diseases	14	6	8
K76 Other Diseases of Liver	76	39	37
<b>Disorders of Gallbladder, Biliary Tract and Pancreas (K80-K87)</b>	<b>165</b>	<b>86</b>	<b>79</b>
K80 Cholelithiasis	19	7	12
K81 Cholecystitis	34	21	13
K83 Other Diseases of Biliary Tract	22	9	13
K85 Acute Pancreatitis	80	44	36
K86 Other Diseases of Pancreas	10	5	5
<b>Other Diseases of the Digestive System (K90-K93)</b>	<b>205</b>	<b>96</b>	<b>109</b>
K90 Intestinal Malabsorption	6	3	3
K92 Other Diseases of Digestive System	199	93	106
<b>XII. Diseases of the Skin and Subcutaneous Tissue (L00-L99)</b>	<b>84</b>	<b>32</b>	<b>52</b>
<b>Infections of the Skin and Subcutaneous Tissue (L00-L08)</b>	<b>48</b>	<b>21</b>	<b>27</b>
L02 Cutaneous Abscess, Furuncle and Carbuncle	6	2	4
L03 Cellulitis	32	15	17
L08 Other Local Infections of Skin and Subcutaneous Tissue	10	4	6
<b>Bullous Disorders (L10-L14)</b>	<b>3</b>		<b>3</b>
L10 Pemphigus	1		1
L12 Pemphigoid	2		2
<b>Other Disorders of the Skin and Subcutaneous Tissue (L80-L99)</b>	<b>33</b>	<b>11</b>	<b>22</b>
L89 Decubitus Ulcer	16	5	11

## Cause of Death

<b>Underlying Cause of Death</b>	<b>Total</b>	<b>Male</b>	<b>Female</b>
L93 Lupus Erythematosus	4		4
L97 Ulcer of Lower Limb, Not Elsewhere Classified	4	2	2
L98 Other Disorders of Skin and Subcutaneous Tissue, Not Elsewhere Classified	9	4	5
<b>XIII. Diseases of the Musculoskeletal System and Connective Tissue (M00-M99)</b>	<b>321</b>	<b>109</b>	<b>212</b>
<b>Infectious Arthropathies (M00-M03)</b>	<b>10</b>	<b>5</b>	<b>5</b>
M00 Pyogenic Arthritis	10	5	5
<b>Inflammatory Polyarthropathies (M05-M14)</b>	<b>75</b>	<b>20</b>	<b>55</b>
M05 Seropositive Rheumatoid Arthritis	9	5	4
M06 Other Rheumatoid Arthritis	59	13	46
M10 Gout	3	2	1
M13 Other Arthritis	4		4
<b>Arthrosis (M15-M19)</b>	<b>25</b>	<b>6</b>	<b>19</b>
M15 Polyarthrosis	1		1
M16 Coxarthrosis (Arthrosis of Hip)	1		1
M17 Gonarthrosis (Arthrosis of Knee)	2		2
M19 Other Arthrosis	21	6	15
<b>Systemic Connective Tissue Disorders (M30-M36)</b>	<b>92</b>	<b>32</b>	<b>60</b>
M30 Polyarteritis Nodosa and Related Conditions	2		2
M31 Other Necrotizing Vasculopathies	12	9	3
M32 Systemic Lupus Erythematosus	26	9	17
M33 Dermatopolymyositis	5	3	2
M34 Systemic Sclerosis	32	6	26
M35 Other Systemic Involvement of Connective Tissue	15	5	10
<b>Deforming Dorsopathies (M40-M43)</b>	<b>12</b>	<b>5</b>	<b>7</b>
M40 Kyphosis and Lordosis	3	2	1
M41 Scoliosis	9	3	6
<b>Spondylopathies (M45-M49)</b>	<b>13</b>	<b>6</b>	<b>7</b>
M46 Other Inflammatory Spondylopathies	3	3	
M47 Spondylosis	1		1
M48 Other Spondylopathies	9	3	6
<b>Other Dorsopathies (M50-M54)</b>	<b>2</b>		<b>2</b>
M50 Cervical Disc Disorders	1		1
M54 Dorsalgia	1		1
<b>Disorders of Muscles (M60-M63)</b>	<b>19</b>	<b>13</b>	<b>6</b>
M60 Myositis	2	2	
M62 Other Disorders of Muscle	17	11	6
<b>Other Soft Tissue Disorders (M70-M79)</b>	<b>12</b>	<b>3</b>	<b>9</b>
M72 Fibroblastic Disorders	8	3	5
M79 Other Soft Tissue Disorders, Not Elsewhere Classified	4		4
<b>Disorders of Bone Density and Structure (M80-M85)</b>	<b>39</b>	<b>7</b>	<b>32</b>
M80 Osteoporosis With Pathological Fracture	13	2	11
M81 Osteoporosis Without Pathological Fracture	16	1	15



## Cause of Death

<b>Underlying Cause of Death</b>	<b>Total</b>	<b>Male</b>	<b>Female</b>
M84 Disorders of Continuity of Bone	10	4	6
<b>Other Osteopathies (M86-M90)</b>	<b>21</b>	<b>12</b>	<b>9</b>
M86 Osteomyelitis	21	12	9
<b>Chondropathies (M91-M94)</b>	<b>1</b>		<b>1</b>
M94 Other Disorders of Cartilage	1		1
<b>XIV. Diseases of the Genitourinary System (N00-N99)</b>	<b>1,443</b>	<b>669</b>	<b>774</b>
<b>Glomerular Diseases (N00-N08)</b>	<b>154</b>	<b>73</b>	<b>81</b>
N00 Acute Nephritic Syndrome	3		3
N02 Recurrent and Persistent Hematuria	4	3	1
N03 Chronic Nephritic Syndrome	144	69	75
N04 Nephrotic Syndrome	1	1	
N05 Unspecified Nephritic Syndrome	2		2
<b>Renal Tubulo-Interstitial Diseases (N10-N16)</b>	<b>13</b>	<b>5</b>	<b>8</b>
N10 Acute Tubulo-Interstitial Nephritis	2	1	1
N12 Tubulo-Interstitial Nephritis, Not Specified As Acute Or Chronic	4		4
N13 Obstructive and Reflux Uropathy	6	4	2
N15 Other Renal Tubulo-Interstitial Diseases	1		1
<b>Renal Failure (N17-N19)</b>	<b>1,008</b>	<b>494</b>	<b>514</b>
N17 Acute Renal Failure	199	96	103
N18 Chronic Renal Failure	426	229	197
N19 Unspecified Renal Failure	383	169	214
<b>Urolithiasis (N20-N23)</b>	<b>9</b>	<b>2</b>	<b>7</b>
N20 Calculus of Kidney and Ureter	9	2	7
<b>Other Disorders of Kidney and Ureter (N25-N29)</b>	<b>20</b>	<b>10</b>	<b>10</b>
N26 Unspecified Contracted Kidney	1	1	
N28 Other Disorders of Kidney and Ureter, Not Elsewhere Classified	19	9	10
<b>Other Diseases of Urinary System (N30-N39)</b>	<b>221</b>	<b>77</b>	<b>144</b>
N30 Cystitis	2		2
N31 Neuromuscular Dysfunction of Bladder, Not Elsewhere Classified	5	3	2
N32 Other Disorders of Bladder	9	5	4
N35 Urethral Stricture	1	1	
N36 Other Disorders of Urethra	1	1	
N39 Other Disorders of Urinary Tract	203	67	136
<b>Diseases of Male Genital Organs (N40-N51)</b>	<b>8</b>	<b>8</b>	
N40 Hyperplasia of Prostate	3	3	
N41 Inflammatory Diseases of Prostate	1	1	
N49 Inflammatory Disorders of Male Genital Organs, Not Elsewhere Classified	4	4	
<b>Disorders of Breast (N60-N64)</b>	<b>1</b>		<b>1</b>
N63 Unspecified Lump in Breast	1		1
<b>Inflammatory Diseases of Female Pelvic Organs (N70-N77)</b>	<b>4</b>		<b>4</b>
N73 Other Female Pelvic Inflammatory Diseases	2		2

## Cause of Death

<b>Underlying Cause of Death</b>	<b>Total</b>	<b>Male</b>	<b>Female</b>
N76 Other Inflammation of Vagina and Vulva	2		2
<b>Noninflammatory Disorders of Female Genital Tract (N80-N98)</b>	<b>5</b>		<b>5</b>
N82 Fistulae Involving Female Genital Tract	2		2
N88 Other Noninflammatory Disorders of Cervix Uteri	1		1
N93 Other Abnormal Uterine and Vaginal Bleeding	2		2
<b>XV. Pregnancy, Childbirth and the Puerperium (O00-O99)</b>	<b>11</b>		<b>11</b>
<b>Other Maternal Disorders Predominantly Related to Pregnancy (O20-O29)</b>	<b>1</b>		<b>1</b>
O26 Maternal Care For Other Conditions Predominantly Related to Pregnancy	1		1
<b>Complications of Labor and Delivery (O60-O75)</b>	<b>1</b>		<b>1</b>
O71 Other Obstetric Trauma	1		1
<b>Complications Predominantly Related to the Puerperium (O85-O92)</b>	<b>1</b>		<b>1</b>
O85 Puerperal Sepsis	1		1
<b>Other Obstetric Conditions, Not Elsewhere Classified (O95-O99)</b>	<b>8</b>		<b>8</b>
O96 Death From Any Obstetric Cause Occurring More Than 42 Days but Less Than 1 Year After Delivery	5		5
O97 Death From Sequelae of Direct Obstetric Causes	1		1
O99 Other Maternal Diseases Classifiable Elsewhere Complicating Pregnancy/Childbirth/Puerper	2		2
<b>XVI. Certain Conditions Originating in the Perinatal Period (P00-P96)</b>	<b>187</b>	<b>107</b>	<b>80</b>
<b>Fetus and Newborn Affected By Maternal Factors &amp; Complications of Pregnancy, Labor &amp; Delivery (P00-P04)</b>	<b>38</b>	<b>21</b>	<b>17</b>
P00 Fetus and Newborn Affected by Maternal Conditions Unrelated to Present Pregnancy	1	1	
P01 Fetus and Newborn Affected By Maternal Complications of Pregnancy	16	8	8
P02 Fetus and Newborn Affected By Complications of Placenta, Cord and Membrane	16	8	8
P03 Fetus and Newborn Affected By Other Complications of Labor and Delivery	5	4	1
<b>Disorders Related to Length of Gestation and Fetal Growth (P05-P08)</b>	<b>80</b>	<b>48</b>	<b>32</b>
P05 Slow Fetal Growth and Fetal Malnutrition	4	3	1
P07 Disorders Related to Short Gestation and Low Birthweight, Not Elsewhere Classified	76	45	31
<b>Respiratory and Cardiovascular Disorders Specific to Perinatal Period (P20-P29)</b>	<b>34</b>	<b>19</b>	<b>15</b>
P21 Birth Asphyxia	3	2	1
P22 Respiratory Distress of Newborn	16	6	10
P23 Congenital Pneumonia	2	2	
P25 Interstitial Emphysema and Related Conditions Originating in Perinatal Period	2	2	
P26 Pulmonary Hemorrhage Originating in the Perinatal Period	1	1	
P27 Chronic Respiratory Disease Originating in the Perinatal Period	3	1	2
P28 Other Respiratory Conditions Originating in the Perinatal Period	3	2	1
P29 Cardiovascular Disorders Originating in the Perinatal Period	4	3	1
<b>Infections Specific to Perinatal Period (P35-P39)</b>	<b>8</b>	<b>6</b>	<b>2</b>
P36 Bacterial Sepsis of Newborn	6	4	2

## Cause of Death

<b>Underlying Cause of Death</b>	<b>Total</b>	<b>Male</b>	<b>Female</b>
P39 Other Infections Specific to the Perinatal Period	2	2	
<b>Hemorrhagic and Hematological Disorders of Fetus and Newborn (P50-P61)</b>	<b>11</b>	<b>6</b>	<b>5</b>
P52 Intracranial Nontraumatic Hemorrhage of Fetus and Newborn	10	6	4
P54 Other Neonatal Hemorrhages	1		1
<b>Digestive System Disorders of Fetus and Newborn (P75-P78)</b>	<b>8</b>	<b>6</b>	<b>2</b>
P76 Other Intestinal Obstruction of Newborn	1	1	
P77 Necrotizing Enterocolitis of Fetus and Newborn	4	2	2
P78 Other Perinatal Digestive System Disorders	3	3	
<b>Conditions Involving the Integument and Temperature Regulation of Fetus/Newborn (P80-P83)</b>	<b>1</b>		<b>1</b>
P83 Other Conditions of Integument Specific to Fetus and Newborn	1		1
<b>Other Disorders Originating In Perinatal Period (P90-P96)</b>	<b>7</b>	<b>1</b>	<b>6</b>
P91 Other Disturbances of Cerebral Status of Newborn	7	1	6
<b>XVII. Congenital Malformations/Deformations/Chromosomal Abnormalities (Q00-Q99)</b>	<b>170</b>	<b>87</b>	<b>83</b>
<b>Congenital Malformations of the Nervous System (Q00-Q07)</b>	<b>18</b>	<b>8</b>	<b>10</b>
Q00 Anencephaly and Similar Malformations	5	2	3
Q02 Microcephaly	1		1
Q03 Congenital Hydrocephalus	4	2	2
Q04 Other Congenital Malformations of Brain	6	3	3
Q05 Spina Bifida	1	1	
Q07 Other Congenital Malformations of Nervous System	1		1
<b>Congenital Malformations of the Circulatory System (Q20-Q28)</b>	<b>55</b>	<b>34</b>	<b>21</b>
Q20 Congenital Malformations of Cardiac Chambers and Connections	4	2	2
Q21 Congenital Malformations of Cardiac Septa	9	4	5
Q22 Congenital Malformations of Pulmonary and Tricuspid Valves	1	1	
Q23 Congenital Malformations of Aortic and Mitral Valves	12	9	3
Q24 Other Congenital Malformations of the Heart	18	10	8
Q25 Congenital Malformations of Great Arteries	3	1	2
Q27 Other Congenital Malformations of Peripheral Vascular System	6	5	1
Q28 Other Congenital Malformations of Circulatory System	2	2	
<b>Congenital Malformations of the Respiratory System (Q30-Q34)</b>	<b>4</b>	<b>1</b>	<b>3</b>
Q33 Congenital Malformations of Lung	4	1	3
<b>Other Congenital Malformations of the Digestive System (Q38-Q45)</b>	<b>4</b>	<b>2</b>	<b>2</b>
Q43 Other Congenital Malformations of Intestine	1	1	
Q44 Congenital Malformations of Gallbladder, Bile Ducts and Liver	3	1	2
<b>Congenital Malformations of the Urinary System (Q60-Q64)</b>	<b>14</b>	<b>9</b>	<b>5</b>
Q60 Renal Agenesis and Other Reduction Defects of Kidney	3	1	2
Q61 Cystic Kidney Disease	11	8	3
<b>Congenital Malformations and Deformations of the Musculoskeletal System (Q65-Q79)</b>	<b>10</b>	<b>4</b>	<b>6</b>

## Cause of Death

<b>Underlying Cause of Death</b>	<b>Total</b>	<b>Male</b>	<b>Female</b>
Q68 Other Congenital Musculoskeletal Deformities	1		1
Q75 Other Congenital Malformations of Skull and Face Bones	1	1	
Q77 Osteochondrodysplasia with Defects of Growth Tubular Bones and Spine	1		1
Q78 Other Osteochondrodysplasias	2		2
Q79 Congenital Malformations of the Musculoskeletal System, Not Elsewhere Classified	5	3	2
<b>Other Congenital Malformations (Q80-Q89)</b>	<b>21</b>	<b>10</b>	<b>11</b>
Q82 Other Congenital Malformations of Skin	1	1	
Q85 Phakomatoses, Not Elsewhere Classified	6	4	2
Q87 Other Specified Congenital Malformation Syndromes Affect Multiple Systems	3	1	2
Q89 Other Congenital Malformations, Not Elsewhere Classified	11	4	7
<b>Chromosomal Abnormalities, Not Elsewhere Classified (Q90-Q99)</b>	<b>44</b>	<b>19</b>	<b>25</b>
Q90 Downs Syndrome	25	13	12
Q91 Edwards Syndrome and Patau Syndrome	15	3	12
Q92 Other Trisomies and Partial Trisomies of the Autosomes, Not Elsewhere Classified	1	1	
Q93 Monosomies and Deletions from the Autosomes, Not Elsewhere Classified	2	1	1
Q99 Other Chromosome Abnormalities, Not Elsewhere Classified	1	1	
<b>XVIII. Symptoms, Signs and Abnormal Clinical Lab Findings, Not Elsewhere Classified (R00-R99)</b>	<b>212</b>	<b>94</b>	<b>118</b>
<b>Symptoms and Signs Involving the Circulatory and Respiratory Systems (R00-R09)</b>	<b>10</b>	<b>4</b>	<b>6</b>
R00 Abnormalities of Heart Beat	2		2
R02 Gangrene, Not Elsewhere Classified	2	2	
R04 Hemorrhage From Respiratory Passages	3	1	2
R06 Abnormalities of Breathing	2	1	1
R09 Other Symptoms and Signs Involving Circulatory and Respiratory System	1		1
<b>Symptoms and Signs Involving the Digestive System and Abdomen (R10-R19)</b>	<b>6</b>	<b>1</b>	<b>5</b>
R13 Dysphagia	2		2
R19 Other Symptoms and Signs Involving the Digestive System and Abdomen	4	1	3
<b>General Symptoms and Signs (R50-R69)</b>	<b>75</b>	<b>23</b>	<b>52</b>
R53 Malaise and Fatigue	9	2	7
R54 Senility	8	1	7
R56 Convulsions, Not Elsewhere Classified	14	5	9
R58 Hemorrhage, Not Elsewhere Classified	8	3	5
R62 Lack of Expected Normal Physiological Development	16	4	12
R63 Symptoms and Signs Concerning Food and Fluid Intake	6	2	4
R64 Cachexia	6	1	5
R68 Other General Symptoms and Signs	8	5	3
<b>Abnormal Findings On Exam of Urine, Without Diagnosis (R80-R82)</b>	<b>1</b>	<b>1</b>	

## Cause of Death

Underlying Cause of Death	Total	Male	Female
R80 Isolated Proteinuria	1	1	
<b>Abnormal Findings On Diagnostic Imaging and In Function Studies, Without Diagnosis (R90-R94)</b>	<b>8</b>	<b>1</b>	<b>7</b>
R91 Abnormal Findings On Diagnostic Imaging of Lung	8	1	7
<b>Ill-Defined and Unknown Causes of Mortality (R95-R99)</b>	<b>112</b>	<b>64</b>	<b>48</b>
R95 Sudden Infant Death Syndrome	36	19	17
R96 Other Sudden Death, Cause Unknown	2	2	
R99 Other Ill-Defined and Unspecified Causes of Mortality	74	43	31
<b>XX. External Causes of Morbidity and Mortality (V01-Y89)</b>	<b>3,553</b>	<b>2,274</b>	<b>1,279</b>
<b>Pedestrian Injured In Transport Accident (V01-V09)</b>	<b>68</b>	<b>48</b>	<b>20</b>
V03 Pedestrian Injured in Collision with Car, Pick-Up Truck or Van	54	39	15
V04 Pedestrian Injured in Collision with Heavy Transport Vehicle or Bus	6	5	1
V05 Pedestrian Injured in Collision with Railway Train Or Railway Vehicle	4	3	1
V09 Pedestrian Injured in Other and Unspecified Transport Accidents	4	1	3
<b>Pedal Cyclist Injured In Transport Accident (V10-V19)</b>	<b>13</b>	<b>11</b>	<b>2</b>
V13 Pedal Cyclist Injured in Collision with Car, Pick-Up Truck or Van	8	8	
V14 Pedal Cyclist Injured in Collision with Heavy Transport Vehicle or Bus	1		1
V18 Pedal Cyclist Injured in Non-Collision Transport Accident	1	1	
V19 Pedal Cyclist Injured in Other and Unspecified Transport Accidents	3	2	1
<b>Motorcycle Rider Injured In Transport Accident (V20-V29)</b>	<b>98</b>	<b>88</b>	<b>10</b>
V20 Motorcycle Rider Injured in Collision with Pedestrian Or Animal	13	11	2
V22 Motorcycle Rider Injured in Collision with 2 Or 3 Wheeled Motor Vehicle	4	4	
V23 Motorcycle Rider Injured in Collision with Car, Pick-Up Truck or Van	39	37	2
V24 Motorcycle Rider Injured in Collision with Heavy Transport Vehicle or Bus	2	1	1
V27 Motorcycle Rider Injured in Collision with Fixed or Stationary Object	9	9	
V28 Motorcycle Rider Injured in Non-Collision Transport Accident	28	23	5
V29 Motorcycle Rider Injured in Other and Unspecified Transport Accidents	3	3	
<b>Car Occupant Injured In Transport Accident (V40-V49)</b>	<b>311</b>	<b>179</b>	<b>132</b>
V40 Car Occupant Injured in Collision with Pedestrian Or Animal	1	1	
V43 Car Occupant Injured in Collision with Car/Pick-Up Truck/Van	126	60	66
V44 Car Occupant Injured in Collision with Heavy Transport Vehicle Or Bus	33	17	16
V45 Car Occupant Injured in Collision with Railway Train/Railway Vehicle	1	1	
V47 Car Occupant Injured in Collision with Fixed Or Stationary Object	69	49	20
V48 Car Occupant Injured in Non-Collision Transport Accident	67	43	24
V49 Car Occupant Injured in Other and Unspecified Transport Accidents	14	8	6
<b>Occupant of Pick-Up Truck Or Van Injured In Transport Accident (V50-V59)</b>	<b>61</b>	<b>47</b>	<b>14</b>
V50 Occupant/Pick-Up Truck/Van Injured In Collision with Pedestrian or Animal	1	1	
V53 Occupant/Pick-Up Truck/Van Injured In Collision with Car/Pick-Up Truck/Van	18	14	4
V54 Occupant/Pick-Up Truck/Van Injured In Collision with Heavy Transport Vehicle/Bus	6	3	3
V57 Occupant/Pick-Up Truck/Van Injured In Collision with Fixed or Stationary Object	8	7	1
V58 Occupant/Pick-Up Truck/Van Injured In Non-Collision Transport Accident	23	19	4

## Cause of Death

<b>Underlying Cause of Death</b>	<b>Total</b>	<b>Male</b>	<b>Female</b>
V59 Occupant/Pick-Up Truck/Van Injured In Other and Unspecified Transport Accident	5	3	2
<b>Occupant of Heavy Transport Vehicle Injured In Transport Accident (V60-V69)</b>	<b>5</b>	<b>4</b>	<b>1</b>
V64 Occupant/Heavy Transport Vehicle Injured In Collision with Heavy Transport Vehicle or Bus	2	2	
V68 Occupant/Heavy Transport Vehicle Injured In Non-Collision Transport Accident	3	2	1
<b>Other Land Transport Accidents (V80-V89)</b>	<b>61</b>	<b>46</b>	<b>15</b>
V80 Animal-Rider or Occupant of Animal-Drawn Vehicle Injured In Transport Accident	5		5
V84 Occupant of Special Vehicle Mainly Used In Agriculture Injured in Transport Accident	1	1	
V86 Occupant of Special All-Terrain or Other Motor Vehicle Designed Primarily for Off-Road Use Injured in Transport Accident	32	30	2
V87 Traffic Accident of Specified Type But Victims Mode of Transport Unknown	5	4	1
V89 Motor or Nonmotor Vehicle Accident, Type of Vehicle Unspecified	18	11	7
<b>Water Transport Accidents (V90-V94)</b>	<b>11</b>	<b>9</b>	<b>2</b>
V90 Accident to Watercraft Causing Drowning and Submersion	2	2	
V91 Accident to Watercraft Causing Other Injury	5	4	1
V92 Water Transport-Related Drowning and Submersion Without Accident to Watercraft	3	3	
V94 Other and Unspecified Water Transport Accidents	1		1
<b>Air and Space Transport Accidents (V95-V97)</b>	<b>1</b>	<b>1</b>	
V95 Accident to Powered Aircraft Causing Injury to Occupant	1	1	
<b>Falls (W00-W19)</b>	<b>978</b>	<b>454</b>	<b>524</b>
W00 Fall On Same Level Involving Ice and Snow	6	6	
W01 Fall On Same Level From Slipping, Tripping and Stumbling	59	23	36
W03 Other Fall On Same Level Due to Collision With, or Pushing by Another Person	1	1	
W04 Fall While Being Carried or Supported By Other Persons	5	2	3
W05 Fall Involving Wheelchair	42	18	24
W06 Fall Involving Bed	60	25	35
W07 Fall Involving Chair	17	6	11
W08 Fall Involving Other Furniture	9	2	7
W10 Fall On and from Stairs and Steps	91	50	41
W11 Fall On and from Ladder	7	6	1
W13 Fall From, Out of or Through Building Or Structure	12	10	2
W14 Fall From Tree	2	2	
W15 Fall From Cliff	1	1	
W17 Other Fall From One Level to Another	13	12	1
W18 Other Fall On Same Level	373	160	213
W19 Unspecified Fall	280	130	150
<b>Exposure to Inanimate Mechanical Forces (W20-W49)</b>	<b>63</b>	<b>59</b>	<b>4</b>
W20 Struck By Thrown, Projected or Falling Object	17	17	

## Cause of Death

<b>Underlying Cause of Death</b>	<b>Total</b>	<b>Male</b>	<b>Female</b>
W22 Striking Against or Struck By Other Equipment	5	3	2
W23 Caught, Crushed, Jammed or Pinched in or Between Objects	3	3	
W24 Contact with Lifting and Transmission Devices, Not Elsewhere Classified	2	2	
W28 Contact with Powered Lawnmower	5	3	2
W29 Contact with Other Powered Hand Tools and Household Machinery	1	1	
W30 Contact with Agricultural Machinery	14	14	
W31 Contact with Other and Unspecified Machinery	4	4	
W32 Handgun Discharge	2	2	
W33 Rifle, Shotgun and Larger Firearm Discharge	1	1	
W34 Discharge From Other and Unspecified Firearms	1	1	
W40 Explosion of Other Materials	5	5	
W44 Foreign Body Entering Into or Through Eye or Natural Orifice	1	1	
W49 Exposure to Other and Unspecified Inanimate Mechanical Forces	2	2	
<b>Exposure to Animate Mechanical Forces (W50-W64)</b>	<b>4</b>	<b>3</b>	<b>1</b>
W54 Bitten or Struck By Dog	1		1
W55 Bitten or Struck By Other Mammals	3	3	
<b>Accidental Drowning and Submersion (W65-W74)</b>	<b>65</b>	<b>44</b>	<b>21</b>
W65 Drowning and Submersion While In Bathtub	11	1	10
W67 Drowning and Submersion While in Swimming Pool	5	4	1
W68 Drowning and Submersion Following Fall into Swimming Pool	1		1
W69 Drowning and Submersion While in Natural Water	35	28	7
W70 Drowning and Submersion Following Fall into Natural Water	10	8	2
W73 Other Specified Drowning and Submersion	1	1	
W74 Unspecified Drowning and Submersion	2	2	
<b>Other Accidental Threats to Breathing (W75-W84)</b>	<b>94</b>	<b>58</b>	<b>36</b>
W75 Accidental Suffocation and Strangulation in Bed	21	14	7
W76 Other Accidental Hanging and Strangulation	6	5	1
W77 Threat to Breathing Due to Cave-In/Falling Earth/Other Substances	2	2	
W78 Inhalation of Gastric Contents	3	2	1
W79 Inhalation and Ingestion of Food Causing Obstruction of Respiratory Tract	30	18	12
W80 Inhalation and Ingestion of Other Objects Causing Obstruction of Respiratory Tract	24	11	13
W84 Unspecified Threat to Breathing	8	6	2
<b>Exposure to Electric Current/Radiation/Extreme Ambient Air Temperature and Pressure (W85-W99)</b>	<b>4</b>	<b>4</b>	
W85 Exposure to Electric Transmission Lines	2	2	
W87 Exposure to Unspecified Electric Current	2	2	
<b>Exposure to Smoke, Fire and Flames (X00-X09)</b>	<b>38</b>	<b>26</b>	<b>12</b>
X00 Exposure to Uncontrolled Fire in Building or Structure	26	17	9
X01 Exposure to Uncontrolled Fire, Not in Building or Structure	6	6	
X02 Exposure to Controlled Fire in Building/Structure	1		1
X03 Exposure to Controlled Fire, Not in Building/Structure	1	1	
X04 Exposure to Ignition of Highly Flammable Material	1		1
X06 Exposure to Ignition or Melting of Other Clothing and Apparel	3	2	1

## Cause of Death

Underlying Cause of Death	Total	Male	Female
<b>Contact With Heat and Hot Substances (X10-X19)</b>	<b>1</b>	<b>1</b>	
X11 Contact with Hot Tap-Water	1	1	
<b>Contact With Venomous Animals and Plants (X20-X29)</b>	<b>1</b>	<b>1</b>	
X23 Contact with Hornets, Wasps and Bees	1	1	
<b>Exposure to Forces of Nature (X30-X39)</b>	<b>24</b>	<b>18</b>	<b>6</b>
X30 Exposure to Excessive Natural Heat	7	6	1
X31 Exposure to Excessive Natural Cold	17	12	5
<b>Accidental Poisoning By and Exposure to Noxious Substances (X40-X49)</b>	<b>507</b>	<b>306</b>	<b>201</b>
X40 Accidental Poisoning by and Exposure to Nonopioid Analgesics, Antipyretics and Antirheumatics	2		2
X41 Accidental Poisoning by and Exposure to Antiepileptic, Sedative-Hypnotic, Antiparkinsonism and Psychotropic Drugs, Not Elsewhere Classified	26	10	16
X42 Accidental Poisoning by and Exposure to Narcotics and Psychodysleptics (Hallucinogens), Not Elsewhere Classified	237	166	71
X43 Accidental Poisoning by and Exposure to Other Drugs Acting On Autonomic Nervous System	1		1
X44 Accidental Poisoning by and Exposure to Other and Unspecified Drugs, Medicaments and Biological Substances	197	98	99
X45 Accidental Poisoning by and Exposure to Alcohol	31	23	8
X47 Accidental Poisoning by and Exposure to Other Gases and Vapors	11	7	4
X49 Accidental Poisoning by and Exposure to Other and Unspecified Chemicals and Noxious Substances	2	2	
<b>Overexertion, Travel and Privation (X50-X57)</b>	<b>1</b>	<b>1</b>	
X50 Overexertion and Strenuous or Repetitive Movements	1	1	
<b>Accidental Exposure to Other and Unspecified Factors (X58-X59)</b>	<b>39</b>	<b>14</b>	<b>25</b>
X58 Exposure to Other Specified Factors	1	1	
X59 Exposure to Unspecified Factor	38	13	25
<b>Intentional Self-Harm (X60-X84)</b>	<b>789</b>	<b>629</b>	<b>160</b>
X60 Intentional Self-Poisoning by and Exposure to Nonopioid Analgesics, Antipyretics and Antirheumatics	4	2	2
X61 Intentional Self-Poisoning by an Exposure to Antiepileptic Sedative-Hypnotic, Antiparkinsonism and Psychotropic Drugs	25	13	12
X62 Intentional Self-Poisoning by and Exposure to Narcotics and Psychodysleptics (Hallucinogens), Not Elsewhere Classified	14	9	5
X63 Intentional Self-Poisoning by and Exposure to Other Drugs Acting on the Autonomic Nervous System	1		1
X64 Intentional Self-Poisoning by and Exposure to Other and Unspecified Drugs, Medicaments and Biological Substances	73	32	41
X65 Intentional Self-Poisoning by and Exposure to Alcohol	1		1
X66 Intentional Self-Poisoning by and Exposure to Organic Solvents, Halogenated Hydrocarbons and Their Vapors	4	2	2
X67 Intentional Self-Poisoning by and Exposure to Other Gases and Vapors	27	25	2
X69 Intentional Self-Poisoning by and Exposure to Other and Unspecified Chemicals and Noxious Substances	1	1	
X70 Intentional Self-Harm By Hanging, Strangulation and Suffocation	195	152	43
X71 Intentional Self-Harm By Drowning and Submersion	11	6	5
X72 Intentional Self-Harm By Handgun Discharge	189	166	23



## Cause of Death

<b>Underlying Cause of Death</b>	<b>Total</b>	<b>Male</b>	<b>Female</b>
X73 Intentional Self-Harm By Rifle, Shotgun and Larger Firearm Discharge	166	158	8
X74 Intentional Self-Harm By Other and Unspecified Firearm Discharge	22	19	3
X75 Intentional Self-Harm By Explosive Material	1	1	
X76 Intentional Self-Harm By Smoke, Fire and Flames	3	2	1
X78 Intentional Self-Harm By Sharp Object	20	14	6
X80 Intentional Self-Harm By Jumping from a High Place	9	8	1
X81 Intentional Self-Harm By Jumping or Lying Before Moving Object	7	5	2
X82 Intentional Self-Harm By Crashing of Motor Vehicle	7	7	
X83 Intentional Self-Harm By Other Specified Means	7	6	1
X84 Intentional Self-Harm By Unspecified Means	2	1	1
<b>Assault (X85-Y09)</b>	<b>158</b>	<b>123</b>	<b>35</b>
X85 Assault by Drugs, Medicaments and Biological Substances	2	1	1
X91 Assault by Hanging, Strangulation and Suffocation	13	6	7
X92 Assault by Drowning and Submersion	1	1	
X93 Assault by Handgun Discharge	51	41	10
X94 Assault by Rifle, Shotgun and Larger Firearm Discharge	13	12	1
X95 Assault by Other and Unspecified Firearm Discharge	41	37	4
X99 Assault by Sharp Object	12	9	3
Y02 Assault by Pushing or Placing Victim Before Moving Object	1	1	
Y03 Assault by Crashing of Motor Vehicle	1	1	
Y04 Assault by Bodily Force	3	2	1
Y07 Other Maltreatment Syndromes	2	1	1
Y08 Assault by Other Specified Means	7	5	2
Y09 Assault by Unspecified Means	11	6	5
<b>Event of Undetermined Intent (Y10-Y34)</b>	<b>73</b>	<b>47</b>	<b>26</b>
Y11 Poisoning by and Exposure to Antiepileptic, Sedative-Hypnotic, Antiparkinsonism and Psychotropic Drugs, Not Elsewhere Classified, Undetermined Intent	2	1	1
Y12 Poisoning by and Exposure to Narcotics and Psychodysleptics (Hallucinogens), Not Elsewhere Classified, Undetermined Intent	11	8	3
Y14 Poisoning by and Exposure to Other and Unspecified Drugs, Medicaments and Biological Substances, Undetermined Intent	30	16	14
Y17 Poisoning by and Exposure to Other Gases and Vapors, Undetermined Intent	4	4	
Y20 Hanging, Strangulation and Suffocation, Undetermined Intent	2	2	
Y21 Drowning and Submersion, Undetermined Intent	10	6	4
Y22 Handgun Discharge, Undetermined Intent	1		1
Y23 Rifle, Shotgun and Larger Firearm Discharge, Undetermined Intent	1	1	
Y24 Other and Unspecified Firearm Discharge, Undetermined Intent	2	1	1
Y26 Exposure to Smoke, Fire and Flames, Undetermined Intent	1		1
Y30 Falling, Jumping Or Pushed From a High Place, Undetermined Intent	2	2	
Y33 Other Specified Events, Undetermined Intent	2	2	
Y34 Unspecified Event, Undetermined Intent	5	4	1
<b>Legal Intervention and Operations Of War (Y35-Y36)</b>	<b>9</b>	<b>9</b>	
Y35 Legal Intervention	9	9	
<b>Complications of Medical and Surgical Care (Y40-Y59)</b>	<b>7</b>		<b>7</b>

## Cause of Death

<b>Underlying Cause of Death</b>	<b>Total</b>	<b>Male</b>	<b>Female</b>
Y40 Systemic Antibiotics	1		1
Y44 Agents Primarily Affecting Blood Constituents	1		1
Y45 Analgesics, Antipyretics and Anti-Inflammatory Drugs	3		3
Y46 Antiepileptics and Antiparkinsonism Drugs	1		1
Y57 Other and Unspecified Drugs and Medicaments	1		1
<b>Misadventures to Patients During Surgical and Medical Care (Y60-Y69)</b>	<b>1</b>	<b>1</b>	
Y60 Unintentional Cut, Puncture, Perforation or Hemorrhage During Surgical and Medical Care	1	1	
<b>Surgical and Other Medical Procedures As Cause of Abnormal Reaction of the Patient, or of Later Complication, Without Mention of Misadventure at the Time of the Procedure (Y83-Y84)</b>	<b>14</b>	<b>4</b>	<b>10</b>
Y83 Surgical Operation and Other Surgical Procedures as Cause of Abnormal Reaction of the Patient, or Later Complication Without Mention of Misadventure at Time of Procedure	11	3	8
Y84 Other Medical Procedures as Cause of Abnormal Reaction of Patient, or of Later Complication, Without Mention of Misadventure at Time of Procedure	3	1	2
<b>Sequelae of External Causes of Morbidity and Mortality (Y85-Y89)</b>	<b>54</b>	<b>39</b>	<b>15</b>
Y85 Sequelae of Transport Accidents	27	20	7
Y86 Sequelae of Other Accidents	21	14	7
Y87 Sequelae of Intentional Self-Harm, Assault and Events of Undetermined Intent	4	4	
Y88 Sequelae of Surgical and Medical Care As External Cause	1		1
Y89 Sequelae of Other External Causes	1	1	

Source: Office of Health Informatics, Division of Public Health, Department of Health Services.

Note: Underlying cause of death is the disease or injury that initiated events resulting in death.

## **Technical Notes**

### **Reporting Requirements**

As specified in Chapter 69, Wisconsin Statutes, the following is a brief outline of the sequence of events that take place when a death occurs in Wisconsin:

- Within 24 hours after being notified of a death, the filing party (usually a funeral director) must present a certificate of death to the physician or medical examiner responsible for completing and signing the medical certification.
- The medical certifier has six days after pronouncement of death to return the certificate of death back to the filing party.
- Within two days after receipt of the medical certification, the filing party must present the death certificate to the registration district (local Register of Deeds or City Health Office).
- There should be no more than nine calendar days total from date of death until filing at a local office.
- The local Register of Deeds or City Health Office must transmit the death certificate to the State Registrar within ten working days (not including weekends) after its receipt from the filing party.
- State statute allows up to 21 days from the date of death for notification to the State Registrar.

### International Classification of Disease (ICD-10) Codes

Causes of death for deaths that occurred in 2010 have been coded according to the World Health Organization's *International Classification of Diseases—Tenth Revision* (Geneva, Switzerland, 1992). This classification system is the current standard used by the National Center for Health Statistics. All of the cause-of-death groupings utilized in this report were recommended for state use by the National Center for Health Statistics and the World Health Organization.

Listed below are the ICD-10 codes used for ranking leading causes of death in Tables 11, 12, 13, 17, 18, 19, 20, 21 and 22 (List A). Please note that different groupings are used for ranking leading causes of infant deaths (age less than one year) in Tables 11, 12 and 13 (List B).

#### List A

Salmonella Infections (A01-A02)  
Shigellosis and Amebiasis (A03, A06)  
Tuberculosis (A16-A19)  
Whooping Cough (A37)  
Scarlet Fever and Erysipelas (A38, A46)  
Meningococcal Infection (A39)  
Septicemia (A40-A41)  
Syphilis (A50-A53)  
Acute Poliomyelitis (A80)  
Arthropod-Borne Viral Encephalitis (A83-A84, A85.2)  
Measles (B05)  
Viral Hepatitis (B15-B19)  
Human Immunodeficiency Virus (HIV) Disease (B20-B24)  
Malaria (B50-B54)  
Malignant Neoplasms (Cancer) (C00-C97)  
In Situ Neoplasms, Benign Neoplasms and Neoplasms of Uncertain or Unknown Behavior (D00-D48)  
Anemias (D50-D64)  
Diabetes Mellitus (E10-E14)  
Nutritional Deficiencies (E40-E64)  
Meningitis (G00, G03)  
Parkinson's Disease (G20-G21)  
Alzheimer's Disease (G30)  
Diseases of the Heart (I00-I09, I11, I13, I20-I51)  
Essential Hypertension and Hypertensive Renal Disease (I10, I12, I15)  
Cerebrovascular Diseases (Stroke) (I60-I69)  
Atherosclerosis (I70)  
Aortic Aneurysm and Dissection (I71)  
Influenza and Pneumonia (J09-J18)  
Acute Bronchitis and Bronchiolitis (J20-J21)  
Chronic Lower Respiratory Diseases (J40-J47)  
Pneumoconioses and Chemical Effects (J60-J66, J68)  
Pneumonitis Due to Solids and Liquids (J69)  
Peptic Ulcer (K25-K28)  
Diseases of Appendix (K35-K38)  
Hernia (K40-K46)

Chronic Liver Disease and Cirrhosis (K70, K73-K74)  
Cholelithiasis and Other Disorders of Gallbladder (K80-K82)  
Nephritis, Nephrotic Syndrome and Nephrosis (N00-N07, N17-N19, N25-N27)  
Infections of Kidney (N10-N12, N13.6, N15.1)  
Hyperplasia of Prostate (N40)  
Inflammatory Disease of Female Pelvic Organs (N70-N76)  
Pregnancy, Childbirth and the Puerperium (O00-O99)  
Certain Conditions Originating in the Perinatal Period (P00-P96)  
Congenital Malformations, Deformations and Chromosomal Abnormalities (Q00-Q99)  
Accidents (excluding medical/surgical complications) (V01-X59, Y85-Y86)  
Intentional Self-Harm (Suicide) (U03, X60-X84, Y87.0)  
Assault (Homicide) (U01-U02, X85-Y09, Y87.1)  
Legal Intervention (Y35, Y89.0)  
Operations of War and Their Sequelae (Y36, Y89.1)  
Complications of Medical and Surgical Care (Y40-Y84, Y88)  
All Other (All Other Codes)

**List B (used for Tables 11, 12 and 13 for infants only)**

Diarrhea and Gastroenteritis of Presumed Infectious Origin (A09)  
Tuberculosis (A16-A19)  
Tetanus (A33, A35)  
Diphtheria (A36)  
Whooping Cough (A37)  
Meningococcal Infection (A39)  
Septicemia (A40-A41)  
Congenital Syphilis (A50)  
Gonococcal Infection (A54)  
Acute Poliomyelitis (A80)  
Varicella (Chickenpox) (B01)  
Measles (B05)  
Human Immunodeficiency Virus (HIV) Disease (B20-B24)  
Mumps (B26)  
Candidiasis (B37)  
Malaria (B50-B54)  
Pneumocystosis (B59)  
Malignant Neoplasms (C00-C97)  
In Situ Neoplasms, Benign Neoplasms and Neoplasms of Uncertain or Unknown Behavior (D00-D48)  
Diseases of the Blood and Blood-Forming Organs and Certain Disorders Involving the Immune Mechanism (D50-D89)  
Short Stature, Not Elsewhere Classified (E34.3)  
Nutritional Deficiencies (E40-E64)  
Cystic Fibrosis (E84)  
Volume Depletion, Disorders of Fluid, Electrolyte and Acid-Base Balance (E86-E87)  
Meningitis (G00, G03)  
Infantile Spinal Muscular Atrophy, Type I (Werdnig-Hoffman) (G12.0)  
Infantile Cerebral Palsy (G80)  
Anoxic Brain Damage, Not Elsewhere Classified (G93.1)  
Diseases of the Ear and Mastoid Process (H60-H93)

Diseases of the Circulatory System (I00-I99)  
Acute Upper Respiratory Infections (J00-J06)  
Influenza and Pneumonia (J09-J18)  
Acute Bronchitis and Acute Bronchiolitis (J20-J21)  
Bronchitis, Chronic and Unspecified (J40-J42)  
Asthma (J45-J46)  
Pneumonitis Due to Solids and Liquids (J69)  
Gastritis, Duodenitis and Noninfective Enteritis and Colitis (K29, K50-K55)  
Hernia of Abdominal Cavity and Intestinal Obstruction Without Hernia (K40-K46, K56)  
Renal Failure and Other Disorders of Kidney (N17-N19, N25, N27)  
Newborn Affected by Maternal Hypertensive Disorders (P00.0)  
Newborn Affected by Other Maternal Conditions Which May be Unrelated to  
    Present Pregnancy (P00.1-P00.9)  
Newborn Affected by Maternal Complications of Pregnancy (P01)  
Newborn Affected by Complications of Placenta, Cord and Membranes (P02)  
Newborn Affected by Other Complications of Labor and Delivery (P03)  
Newborn Affected by Noxious Influences Transmitted Via Placenta or Breast Milk (P04)  
Slow Fetal Growth and Fetal Malnutrition (P05)  
Disorders Related to Short Gestation and Low Birth Weight, Not Elsewhere Classified (P07)  
Disorders Related to Long Gestation and High Birth Weight (P08)  
Birth Trauma (P10-P15)  
Intrauterine Hypoxia and Birth Asphyxia (P20-P21)  
Respiratory Distress of Newborn (P22)  
Congenital Pneumonia (P23)  
Neonatal Aspiration Syndromes (P24)  
Interstitial Emphysema and Related Conditions Originating in the Perinatal Period (P25)  
Pulmonary Hemorrhage Originating in the Perinatal Period (P26)  
Chronic Respiratory Disease Originating in the Perinatal Period (P27)  
Atelectasis (P28.0-P28.1)  
Bacterial Sepsis of Newborn (P36)  
Omphalitis of Newborn With or Without Mild Hemorrhage (P38)  
Neonatal Hemorrhage (P50-P52, P54)  
Hemorrhagic Disease of Newborn (P53)  
Hemolytic Disease of Newborn Due to Isoimmunization and Other Perinatal  
    Jaundice (P55-P59)  
Hematological Disorders (P60-P61)  
Syndrome of Infant of a Diabetic Mother and Neonatal Diabetes Mellitus (P70.0-P70.2)  
Necrotizing Enterocolitis of Newborn (P77)  
Hydrops Fetalis Not Due to Hemolytic Disease (P83.2)  
Congenital Malformations, Deformations and Chromosomal Abnormalities (Q00-Q99)  
Sudden Infant Death Syndrome (R95)  
Accidents (excluding medical/surgical complications) (V01-X59)  
Assault (Homicide) (U01-U02, X85-Y09)  
Complications of Medical and Surgical Care (Y40-Y84)  
All Other (All Other Codes)

**International Classification of Disease (ICD-10) codes used for groupings in Table 10:**

Tuberculosis (A16-A19)  
Syphilis (A50-A53)  
Human Immunodeficiency Virus (HIV) Disease (B20-B24)  
Malignant Neoplasms (Cancer) (C00-C97)  
Diabetes Mellitus (E10-E14)  
Alzheimer's Disease (G30)  
Diseases of the Heart (I00-I09, I11, I13, I20-I51)  
Essential Hypertension and Hypertensive Renal Disease (I10, I12, I15)  
Cerebrovascular Diseases (Stroke) (I60-I69)  
Atherosclerosis (I70)  
Other Diseases of Circulatory System (I71-I78)  
Influenza and Pneumonia (J09-J18)  
Chronic Lower Respiratory Diseases (J40-J47)  
Peptic Ulcer (K25-K28)  
Chronic Liver Disease and Cirrhosis (K70, K73-K74)  
Nephritis, Nephrotic Syndrome and Nephrosis (N00-N07, N17-N19, N25-N27)  
Pregnancy, Childbirth and the Puerperium (O00-O99)  
Certain Conditions Originating in the Perinatal Period (P00-P96)  
Congenital Malformations, Deformations and Chromosomal Abnormalities (Q00-Q99)  
Sudden Infant Death Syndrome (R95)  
Symptoms, Signs and Abnormal Clinical and Laboratory Findings,  
Not Elsewhere Classified (R00-R94, R96-R99)  
Motor Vehicle Accidents (V02-V04, V09.0, V09.2, V12-V14, V19.0-V19.2, V19.4-V19.6,  
V20-V79, V80.3-V80.5, V81.0-V81.1, V82.0-V82.1, V83-V86, V87.0-V87.8,  
V88.0-V88.8, V89.0, V89.2)  
All Accidents (except motor vehicle) (V01, V05-V06, V09.1, V09.3-V09.9, V10-V11,  
V15-V18, V19.3, V19.8-V19.9, V800-V802, V80.6-V80.9, V81.2-V81.9,  
V82.2-V82.9, V87.9, V88.9, V89.1, V89.3, V89.9, V90-X59, Y40-Y86, Y88)  
Intentional Self-Harm (Suicide) (U03, X60-X84, Y87.0)  
Assault (Homicide) (U01-U02, X85-Y09, Y87.1)  
All Other External Causes (Y10-Y36, Y89, Y87.2)  
All Other Diseases (All Other Disease Codes)

**International Classification of Disease (ICD-10) codes used for groupings in Tables 14, 15, 16 and 23:**

Tuberculosis (A16-A19)  
Syphilis (A50-A53)  
Human Immunodeficiency Virus (HIV) Disease (B20-B24)  
Malignant Neoplasms (Cancer) (C00-C97)  
Malignant Neoplasm of Stomach (C16)  
Malignant Neoplasms of Colon, Rectum and Anus (C18-C21)  
Malignant Neoplasm of Pancreas (C25)  
Malignant Neoplasms of Trachea, Bronchus and Lung (C33-C34)  
Malignant Neoplasm of Breast (C50)  
Malignant Neoplasms of Cervix Uteri, Corpus Uteri and Ovary (C53-C56)  
Malignant Neoplasm of Prostate (C61)  
Malignant Neoplasms of Urinary Tract (C64-C68)

Non-Hodgkin's Lymphoma (C82-C85)  
Leukemia (C91-C95)  
Other Malignant Neoplasms (C00-C15, C17, C22-C24, C26-C32, C37-C49,  
C51-C52, C57-C60, C62-C63, C69-C81, C88, C90, C96-C97)  
Diabetes Mellitus (E10-E14)  
Alzheimer's Disease (G30)  
Major Cardiovascular Diseases (I00-I78)  
    Diseases of the Heart (I00-I09, I11, I13, I20-I51)  
        Hypertensive Heart Disease With or Without Renal Disease (I11, I13)  
        Ischemic Heart Diseases (I20-I25)  
        Other Diseases of the Heart (I00-I09, I26-I51)  
    Essential Hypertension and Hypertensive Renal Disease (I10, I12, I15)  
    Cerebrovascular Diseases (Stroke) (I60-I69)  
    Atherosclerosis (I70)  
    Other Diseases of Circulatory System (I71-I78)  
Influenza and Pneumonia (J09-J18)  
Chronic Lower Respiratory Diseases (J40-J47)  
Peptic Ulcer (K25-K28)  
Chronic Liver Disease and Cirrhosis (K70, K73-K74)  
Nephritis, Nephrotic Syndrome and Nephrosis (N00-N07, N17-N19, N25-N27)  
Pregnancy, Childbirth and the Puerperium (O00-O99)  
Certain Conditions Originating in the Perinatal Period (P00-P96)  
Congenital Malformations, Deformations and Chromosomal Abnormalities (Q00-Q99)  
Sudden Infant Death Syndrome (R95)  
Symptoms, Signs and Abnormal Clinical and Laboratory Findings,  
    Not Elsewhere Classified (R00-R94, R96-R99)  
All Other Diseases (All Other Disease Codes)  
Motor Vehicle Accidents (V02-V04, V09.0, V09.2, V12-V14, V19.0-V19.2, V19.4-V19.6,  
V20-V79, V80.3-V80.5, V81.0-V81.1, V82.0-V82.1, V83-V86, V87.0-V87.8,  
V88.0-V88.8, V89.0, V89.2)  
All Accidents (except motor vehicle) (V01, V05-V06, V09.1, V09.3-V09.9, V10-V11,  
V15-V18, V19.3, V19.8-V19.9, V80.0-V80.2, V80.6-V80.9, V81.2-V81.9,  
V82.2-V82.9, V87.9, V88.9, V89.1, V89.3, V89.9, V90-X59, Y40-Y86, Y88)  
Intentional Self-Harm (Suicide) (U03, X60-X84, Y87.0)  
Assault (Homicide) (U01-U02, X85-Y09, Y87.1)  
All Other External Causes (Y10-Y36, Y89, Y87.2)



## Map 2. Wisconsin Department of Health Services Regions, 2010



Source: Office of Health Informatics, Division of Public Health, Department of Health Services.

Note: New Department of Health Services regions were established in July 1996 and again in February 2004. Effective with 2003 data, Vernon County was included in the Southern Region instead of the Western Region. Comparisons with regional data in previous publications may therefore be affected.

**Table A1. Wisconsin Population Estimates by Age and Sex, July 1, 2010**

Age Group	Total	Male	Female
<b>All Ages</b>	<b>5,688,420</b>	<b>2,823,130</b>	<b>2,865,290</b>
Under 1	68,367	35,010	33,357
1-4	290,110	148,390	141,720
5-9	368,770	188,350	180,420
10-14	376,050	192,280	183,770
15-19	399,340	204,860	194,480
20-24	386,590	196,920	189,670
25-29	372,450	189,410	183,040
30-34	349,420	178,160	171,260
35-39	345,360	174,650	170,710
40-44	380,440	191,770	188,670
45-49	437,670	218,560	219,110
50-54	436,190	218,330	217,860
55-59	386,030	192,990	193,040
60-64	313,940	155,850	158,090
65-69	227,130	109,220	117,910
70-74	173,570	81,080	92,490
75-79	141,320	62,240	79,080
80-84	117,150	47,600	69,550
85-89	75,610	26,330	49,280
90-94	33,120	9,230	23,890
95 +	9,790	1,900	7,890

Source: Office of Health Informatics, Division of Public Health, Department of Health Services.

Note: Numbers may not sum to totals due to rounding.  
 The infant (under age 1) figures are the number of live births to Wisconsin residents that occurred in 2010.

**Table A2. Wisconsin Population Estimates by Age and Sex, July 1, 2009**

Age Group	Total	Male	Female
<b>All Ages</b>	<b>5,679,840</b>	<b>2,820,510</b>	<b>2,859,330</b>
Under 1	70,821	36,173	34,648
1-4	295,120	150,860	144,260
5-9	358,570	182,830	175,740
10-14	359,620	183,500	176,120
15-19	405,970	207,950	198,020
20-24	419,780	212,990	206,790
25-29	375,240	193,090	182,150
30-34	334,580	172,330	162,250
35-39	354,240	179,700	174,540
40-44	390,090	196,890	193,200
45-49	447,370	224,010	223,360
50-54	430,880	216,340	214,540
55-59	375,120	188,060	187,060
60-64	297,460	147,240	150,220
65-69	220,160	105,250	114,910
70-74	171,940	79,760	92,180
75-79	142,050	62,140	79,910
80-84	115,330	46,260	69,070
85-89	76,070	24,970	51,100
90-94	31,100	8,350	22,750
95 +	8,330	1,820	6,510

Source: Office of Health Informatics, Division of Public Health, Department of Health Services.

Note: Numbers may not sum to total due to rounding.  
 The infant (under age 1) figures are the number of live births to Wisconsin residents that occurred in 2009.

**Table A3. Wisconsin Population Estimates by Race, Ethnicity and Sex, July 1, 2010**

RACE	Total		Hispanic/Latino		Non-Hispanic/Latino	
	Male	Female	Male	Female	Male	Female
White	2,515,137	2,541,324	145,483	126,468	2,369,654	2,414,856
Black/African American	169,383	178,414	5,821	5,922	163,562	172,492
American Indian	28,548	28,512	3,744	3,546	24,804	24,966
Asian	60,333	61,383	840	823	59,493	60,560
Native Hawaiian/Other Pacific Islander	1,313	1,303	311	261	1,002	1,042
Two or More Races	34,352	34,772	2,945	2,959	31,407	31,813
Total	2,809,066	2,845,708	159,144	139,979	2,649,922	2,705,729

Source: United States Census Bureau.

Note: Totals differ from those produced by the Office of Health Informatics shown in Table A1 because different methods were used to produce the estimates.

**Table A4. Wisconsin Life Expectancy by Sex and Age Group, 2008-2010**

Age Group	Life Expectancy (Years)		
	Males	Females	Total Population
0	77.6	82.4	80.1
1-4	77.2	81.9	79.6
5-9	73.3	77.9	75.6
10-14	68.3	73.0	70.7
15-19	63.4	68.1	65.8
20-24	58.6	63.2	60.9
25-29	53.9	58.3	56.1
30-34	49.2	53.4	51.4
35-39	44.5	48.5	46.6
40-44	39.8	43.8	41.8
45-49	35.2	39.0	37.2
50-54	30.7	34.4	32.6
55-59	26.4	29.9	28.2
60-64	22.3	25.5	24.0
65-69	18.4	21.3	20.0
70-74	14.8	17.4	16.2
75-79	11.4	13.7	12.8
80-84	8.5	10.4	9.7
85-89	6.1	7.6	7.1
90-94	4.2	5.2	4.9
95 +	2.9	3.5	3.4

Source: Office of Health Informatics, Division of Public Health, Department of Health Services.

Note: This table shows current life expectancy at various ages for Wisconsin’s total population and for males and females. These life expectancy estimates are based on age-specific death rates that occurred during the three-year period 2008-2010.

For example, the life expectancy at birth in 2008-2010 was 80.1 years. This is the average number of years that babies born in these years would live if throughout their lives they experienced the age-specific death rates experienced in 2008-2010. For boys, life expectancy at birth was 77.6 years. For girls, life expectancy at birth was 82.4 years.

---

***Wisconsin Deaths, 2010***  
P-45368-10 (December 2011)

State Vital Records Office  
Office of Health Informatics  
Division of Public Health  
Wisconsin Department of Health Services