

Wisconsin Deaths, 1996

October 1997

Center for Health Statistics
Division of Health
Department of Health and Family Services

Introduction

This report presents key information about deaths of Wisconsin residents that occurred in 1996 and previous years. Also included is information on the number and rate of deaths overall and by age, sex and cause. The source of these data is death certificates that are filed with the State Registrar in the Center for Health Statistics (CHS), Department of Health and Family Services. Most of these deaths occurred in Wisconsin, although CHS receives death certificates of Wisconsin residents from other states and countries as well.

The collection of death data is mandated by Chapter 69 of the Wisconsin State Statutes. Chapter 69 authorizes the Department of Health and Family Services to supervise and direct the collection of vital statistics death data. This statute also indicates how local registrars are to collect and file certificates of death that occur in their jurisdiction. A copy of the death certificate form is included in the Technical Notes at the end of this report.

We would like to recognize the following: local Register of Deeds offices and the four city health offices (for registering deaths), coroners and medical examiners (for certifying causes of death), hospitals and physicians (for certifying deaths), and funeral directors (for filing death certificates). We would also like to acknowledge and thank all other states for submitting data on deaths of Wisconsin residents that occurred out-of-state.

The Department of Health and Family Services produced this publication. Staff of the Vital Records and Statistics Unit, Center for Health Statistics, collected and compiled the death records. Joyce Knapton drafted the brief summaries in this report and produced the computer programs to generate the tables. Ann Coker provided word processing and Jane Kraus supervised data collection activities.

Comments, suggestions and requests for additional death data may be addressed to:

Joyce Knapton
Center for Health Statistics
Division of Health
P.O. Box 309, Room 145
Madison, WI 53701-0309
(608) 267-7815
knaptj@dhfs.state.wi.us

Key Findings

- In 1996, there were 45,107 deaths of Wisconsin residents, the highest number of deaths reported in 86 years.
- The 1996 Wisconsin death rate was 8.7 deaths per 1,000 population, a rate that has been consistent for over 20 years.
- The Wisconsin and United States death rates (deaths per 1,000 population) have been almost identical since 1945.
- The death rate for males consistently exceeds the death rate for females in all age groups, from infancy through old age. However, among all persons aged 80 and older, the number of female deaths is greater than the number of male deaths. This is due to the fact that there are many more females than males living past the age of 80.
- The three leading causes of death in 1996 were heart disease, malignant neoplasms (cancer) and cerebrovascular disease (stroke). These three causes of death accounted for 63 percent of the total deaths of Wisconsin residents.
- Among all leading causes of death, heart disease, malignant neoplasms (cancer), chronic obstructive pulmonary diseases, unintentional injuries and suicides accounted for a higher number and rate of death overall for males than for females.
- Cerebrovascular disease (stroke), pneumonia and influenza, and diabetes mellitus accounted for a higher number and rate of death overall for females than for males.
- Malignant neoplasms (cancer) has surpassed heart disease as the leading cause of death for the black population of Wisconsin.
- Suicide ranks as the tenth leading cause of death of Wisconsin residents. Of all suicides, 57 percent involved a firearm.
- Age-specific death rates increase with age, except that the infant death rate (7.3 per 1,000 infants) is similar to the rate for persons ages 55-59 (7.4 per 1,000).
- Homicide is the third leading cause of death among black males in Wisconsin, accounting for about 10 percent of deaths in 1996.
- Diabetes accounts for nearly twice the proportion of deaths among black women as among all women statewide.

Overview of Tables, Figures, and Map

Data for 1996 and other relevant years are presented in two main sections: “Deaths and Death Rates” and “Cause of Death.” Technical Notes, which appear at the end of this report, are included to help the reader use and understand the information provided.

All tables and figures in this report present Wisconsin resident data (deaths of Wisconsin residents). This means that deaths have been assigned to the area where the person lived (usually legal residence), regardless of where the death occurred.

Deaths and Death Rates. This section provides information on the number of deaths of Wisconsin residents, as well as the resulting death rates. Table 1 includes death rates for the nation. Table 4 provides a count of deaths by county of occurrence (where the death occurred).

Table 1.	Deaths and Death Rates, 1910-1996	7
Table 2.	Deaths and Death Rates by Age and Sex, 1996	8
Table 3.	Deaths by County of Residence, 1987-1996.....	9
Table 4.	Deaths by County of Residence and Occurrence, 1996	11
Map 1.	Number of Infant Deaths (Less Than 1 Year) by County of Residence, 1996	12
Figure 1.	Heart Disease Death Rates by Selected Age Groups and Sex, 1996.....	13
Figure 2.	Malignant Neoplasm (Cancer) Death Rates by Selected Age Groups and Sex, 1996	14
Figure 3.	Cerebrovascular Disease (Stroke) Death Rates by Selected Age Groups and Sex, 1996	15

Cause of Death. This section covers information on the number of deaths of Wisconsin residents for each cause of death. Causes of death are grouped according to International Classification of Disease (ICD-9) codes.

Table 5.	Summary Categories of Cause of Death, 1996.....	16
Table 6.	Leading Underlying Cause of Death by Age, 1995 and 1996.....	17
Table 7.	Leading Underlying Cause of Death for Males, by Age, 1995 and 1996.....	19
Table 8.	Leading Underlying Cause of Death for Females, by Age, 1995 and 1996.....	21
Table 9.	Deaths by Underlying Cause of Death, Age and Sex, 1996	23
Table 10.	Deaths by Underlying Cause of Death, Race and Sex, 1996.....	29
Table 11.	Leading Underlying Cause of Death by Race, 1995 and 1996	30
Table 12.	Leading Underlying Cause of Death for Males by Race, 1995 and 1996.....	31
Table 13.	Leading Underlying Cause of Death for Females by Race, 1995 and 1996.....	32
Table 14.	Deaths by Underlying Cause of Death & County of Residence, 1996.....	33
Table 15.	Deaths by Specific Underlying Cause, 1996	40

Technical Notes.

Reporting Requirements	53
International Classification of Disease (ICD-9) Groupings.....	53
Sample Copy of State of Wisconsin Death Certificate.....	56

**Table 1. Deaths and Death Rates,
1910-1996**

<u>Year</u>	<u>Number of Wisconsin Deaths</u>	<u>Wisconsin Death Rate</u>	<u>United States Death Rate</u>
1910	28,213	12.1	14.7
1915	26,676	10.7	13.5
1920	29,859	11.3	13.0
1925	29,380	10.5	11.8
1930	30,488	10.4	11.3
1935	30,404	10.0	10.9
1940	31,457	10.0	10.8
1945	31,776	10.7	10.6
1950	33,573	9.7	9.6
1955	35,250	9.6	9.3
1960	38,121	9.6	9.5
1965	40,146	9.5	9.4
1970	40,820	9.2	9.5
1975	39,916	8.8	8.9
1980	40,801	8.7	8.8
1985	41,434	8.7	8.7
1990	42,655	8.7	8.6
1991	43,117	8.7	8.5
1992	42,179	8.5	8.5
1993	44,466	8.8	8.8
1994	44,420	8.7	8.8
1995	45,037	8.8	8.8
1996	45,107	8.7	8.7

Source: U.S. death rates are from the National Center for Health Statistics, *Vital Statistics of the United States*.

Notes: Rates are deaths per 1,000 population.

- In 1996, there were 45,107 deaths of Wisconsin residents, the highest number of deaths reported in 86 years.
- The 1996 Wisconsin death rate was 8.7 deaths per 1,000 population, a rate that has been consistent for over 20 years.
- The Wisconsin and United States death rates have been almost identical since 1945.

Table 2. Deaths and Death Rates by Age and Sex, 1996

Age Group	Total		Male		Female	
	Number of Deaths	Death Rate	Number of Deaths	Death Rate	Number of Deaths	Death Rate
All Ages	45,107	8.7	22,457	8.8	22,650	8.6
Under 1	492	7.3	281	8.2	211	6.5
1-4	95	0.3	51	0.4	44	0.3
5-9	61	0.2	36	0.2	25	0.1
10-14	78	0.2	46	0.2	32	0.2
15-19	252	0.6	181	0.9	71	0.4
20-24	283	0.9	209	1.2	74	0.5
25-29	306	0.9	208	1.2	98	0.6
30-34	379	1.0	256	1.3	123	0.6
35-39	577	1.3	367	1.6	210	1.0
40-44	752	1.8	493	2.4	259	1.3
45-49	960	2.7	593	3.3	367	2.0
50-54	1,208	4.5	739	5.6	469	3.5
55-59	1,632	7.4	995	9.2	637	5.7
60-64	2,426	12.3	1,530	16.0	896	8.9
65-69	3,567	18.6	2,171	24.2	1,396	13.7
70-74	4,981	29.4	2,913	38.5	2,068	22.1
75-79	6,360	45.8	3,432	60.2	2,928	35.8
80-84	7,259	73.1	3,465	94.7	3,794	60.5
85-89	6,576	115.3	2,573	147.4	4,003	101.2
90-94	4,589	201.0	1,447	253.9	3,142	183.5
95 +	2,274	317.6	471	331.7	1,803	314.1

Notes: Rates are deaths per 1,000 population in that age group or age/sex group.

- Age-specific death rates increase with age, except that the infant death rate (7.3 per 1,000 infants) is similar to the rate for persons ages 55-59 (7.4 per 1,000).
- The death rate for males consistently exceeds the death rate for females in all age groups, from infancy through old age. However, among all persons aged 80 and older, the number of female deaths is greater than the number of male deaths. This is due to the fact that there are many more females than males living past the age of 80.

Deaths and Death Rates

Table 3. Deaths by County of Residence, 1987 - 1996

	<u>1987</u>	<u>1988</u>	<u>1989</u>	<u>1990</u>	<u>1991</u>	<u>1992</u>	<u>1993</u>	<u>1994</u>	<u>1995</u>	<u>1996</u>
Total Deaths	42,074	42,979	42,283	42,655	43,117	42,179	44,466	44,420	45,037	45,107
Adams	173	172	180	182	193	162	199	200	185	180
Ashland	213	216	192	214	187	227	212	206	218	179
Barron	461	441	434	433	459	419	477	416	450	472
Bayfield	157	152	149	151	153	159	152	182	152	146
Brown	1,218	1,285	1,292	1,349	1,362	1,370	1,445	1,560	1,482	1,507
Buffalo	136	123	151	145	168	149	152	134	121	132
Burnett	142	154	143	159	155	158	164	180	179	192
Calumet	231	244	231	242	244	207	248	244	235	232
Chippewa	483	466	478	498	502	506	489	538	534	495
Clark	313	330	323	355	327	316	346	322	323	341
Columbia	427	488	443	450	464	475	506	490	532	505
Crawford	163	183	189	180	185	151	175	202	178	180
Dane	2,147	2,176	2,188	2,078	2,237	2,177	2,365	2,371	2,397	2,475
Dodge	708	732	735	765	819	798	779	777	810	764
Door	256	248	284	311	292	273	288	319	311	292
Douglas	431	478	451	440	490	456	531	456	455	521
Dunn	253	281	240	271	236	244	278	257	289	250
Eau Claire	615	723	656	658	673	633	632	737	664	693
Florence	50	45	38	44	53	43	45	60	66	50
Fond du Lac	786	857	776	771	791	801	837	835	867	880
Forest	111	111	128	122	116	102	124	110	109	119
Grant	487	467	499	493	472	485	494	482	465	478
Green	280	316	288	270	270	299	276	322	316	326
Green Lake	216	256	188	201	231	218	213	214	248	226
Iowa	202	184	185	195	207	177	180	206	191	170
Iron	77	84	99	97	95	76	100	97	87	111
Jackson	187	185	169	187	194	192	192	185	187	177
Jefferson	581	537	580	541	556	525	573	594	579	597
Juneau	240	253	240	230	218	233	232	250	271	277
Kenosha	1,073	1,146	1,063	1,131	1,063	1,113	1,145	1,128	1,229	1,132
Kewaunee	178	161	172	184	174	185	179	184	193	187
La Crosse	858	828	846	836	833	770	879	878	869	916
Lafayette	160	160	149	172	153	137	136	170	147	151
Langlade	207	226	238	220	239	219	239	218	252	205
Lincoln	313	280	283	281	291	301	314	289	298	312
Manitowoc	830	745	777	774	789	794	819	845	819	848
Marathon	881	879	859	875	850	842	909	905	907	869

Deaths and Death Rates

Table 3. Deaths by County of Residence, 1987 - 1996

	<u>1987</u>	<u>1988</u>	<u>1989</u>	<u>1990</u>	<u>1991</u>	<u>1992</u>	<u>1993</u>	<u>1994</u>	<u>1995</u>	<u>1996</u>
Marinette	455	503	453	491	476	458	497	477	478	492
Marquette	147	148	129	149	150	142	135	151	141	189
Menominee	36	35	38	42	38	46	42	25	45	43
Milwaukee	9,430	9,449	9,309	9,282	9,320	8,929	9,324	9,164	9,200	9,109
Monroe	347	354	393	384	348	350	358	394	383	385
Oconto	308	314	293	272	318	316	355	357	331	308
Oneida	347	350	404	363	388	378	375	389	375	410
Outagamie	929	981	927	993	1,004	993	1,066	1,020	1,026	1,103
Ozaukee	463	449	447	497	496	444	556	530	541	589
Pepin	72	89	88	93	70	79	103	102	72	87
Pierce	212	238	254	237	238	208	226	220	235	239
Polk	352	356	312	352	350	376	373	358	380	384
Portage	429	421	423	398	404	390	408	463	438	476
Price	172	190	184	196	178	211	192	208	198	184
Racine	1,425	1,328	1,316	1,438	1,405	1,419	1,458	1,463	1,534	1,600
Richland	194	187	170	186	208	201	171	185	200	179
Rock	1,200	1,319	1,264	1,277	1,222	1,223	1,304	1,215	1,268	1,287
Rusk	159	161	176	157	150	168	157	173	183	182
St. Croix	396	367	393	375	387	345	407	339	438	394
Sauk	433	470	439	485	478	451	494	507	484	470
Sawyer	169	173	160	171	183	169	200	204	194	202
Shawano	396	426	423	418	445	412	400	430	444	471
Sheboygan	916	939	951	908	927	1,008	980	949	957	962
Taylor	160	183	166	195	157	149	187	181	191	169
Trempealeau	319	273	322	300	305	277	295	309	338	305
Vernon	287	301	294	290	301	274	321	290	311	317
Vilas	208	224	241	244	259	254	233	281	254	258
Walworth	699	690	719	651	737	698	772	696	710	724
Washburn	153	167	146	167	185	168	194	162	194	185
Washington	626	664	637	650	674	623	716	715	687	761
Waukesha	1,836	1,945	1,899	1,906	1,972	1,984	2,077	2,184	2,316	2,276
Waupaca	626	614	597	620	605	633	619	602	658	643
Waushara	200	214	189	223	202	222	249	236	242	227
Winnebago	1,093	1,218	1,117	1,094	1,169	1,154	1,199	1,194	1,271	1,207
Wood	636	627	674	646	626	633	699	684	704	703

Deaths and Death Rates

Table 4. Deaths by County of Residence and Occurrence, 1996

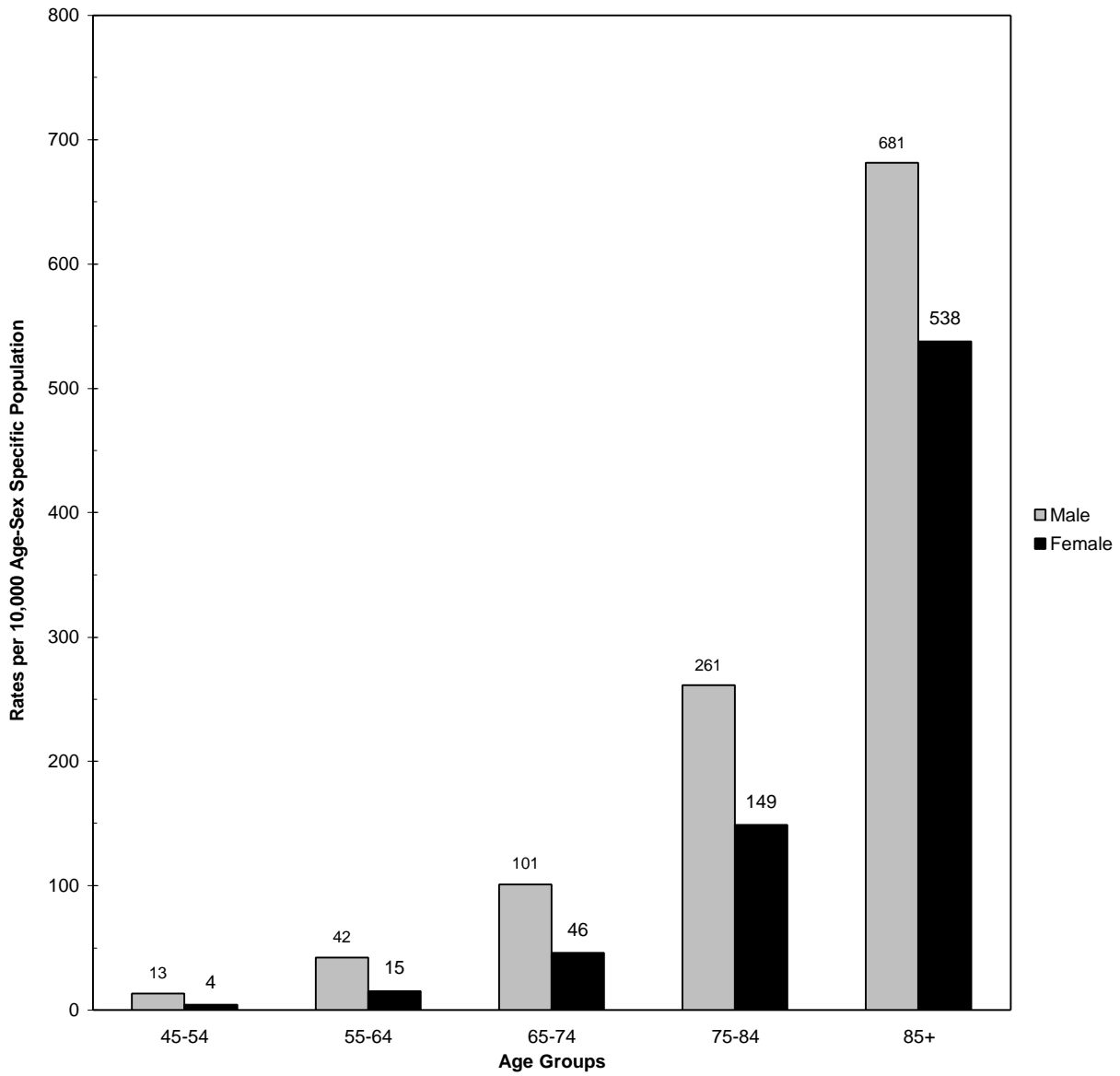
	<u>RESIDENCE</u>	<u>OCCURRENCE</u>		<u>RESIDENCE</u>	<u>OCCURRENCE</u>
State Total	45,107	45,042			
Adams	180	116	Marathon	869	875
Ashland	179	223	Marinette	492	518
Barron	472	459	Marquette	189	87
Bayfield	146	67	Menominee	43	15
Brown	1,507	1,740	Milwaukee	9,109	9,913
Buffalo	132	79	Monroe	385	363
Burnett	192	142	Oconto	308	242
Calumet	232	202	Oneida	410	494
Chippewa	495	475	Outagamie	1,103	1,257
Clark	341	214	Ozaukee	589	516
Columbia	505	482	Pepin	87	81
Crawford	180	166	Pierce	239	145
Dane	2,475	3,048	Polk	384	327
Dodge	764	753	Portage	476	411
Door	292	259	Price	184	166
Douglas	521	398	Racine	1,600	1,542
Dunn	250	206	Richland	179	162
Eau Claire	693	836	Rock	1,287	1,267
Florence	50	43	Rusk	182	152
Fond du Lac	880	872	St. Croix	394	371
Forest	119	78	Sauk	470	504
Grant	478	397	Sawyer	202	168
Green	326	338	Shawano	471	429
Green Lake	226	242	Sheboygan	962	923
Iowa	170	140	Taylor	169	152
Iron	111	72	Trempealeau	305	253
Jackson	177	149	Vernon	317	292
Jefferson	597	458	Vilas	258	197
Juneau	277	221	Walworth	724	608
Kenosha	1,132	995	Washburn	185	189
Kewaunee	187	134	Washington	761	663
La Crosse	916	1,229	Waukesha	2,276	2,172
Lafayette	151	96	Waupaca	643	565
Langlade	205	202	Waushara	227	135
Lincoln	312	275	Winnebago	1,207	1,203
Manitowoc	848	766	Wood	703	1,113

Notes: County of residence indicates the number of deaths among residents of the county, regardless of where the person died.

County of occurrence indicates the number of deaths that occurred in that county, regardless of where the person resided.

There are more Wisconsin resident deaths than Wisconsin occurrence deaths because some of the Wisconsin resident deaths did not occur in Wisconsin.

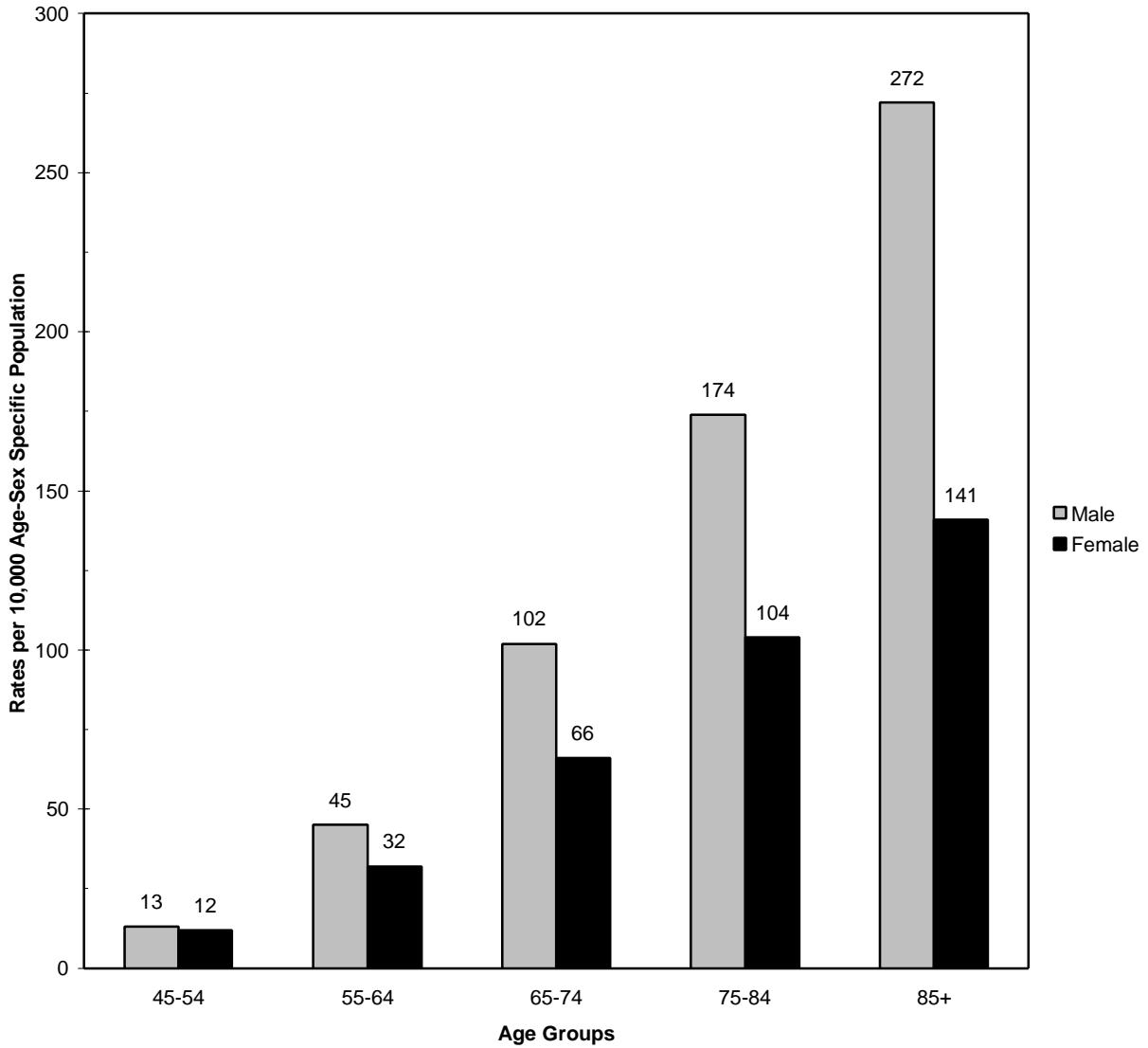
Figure 1. Heart Disease Death Rates by Selected Age Groups and Sex, 1996



Note: The ICD-9 codes used for heart disease are 391-398, 402 and 404-429.

- Heart disease death rates for males exceeded female rates in all age groups.

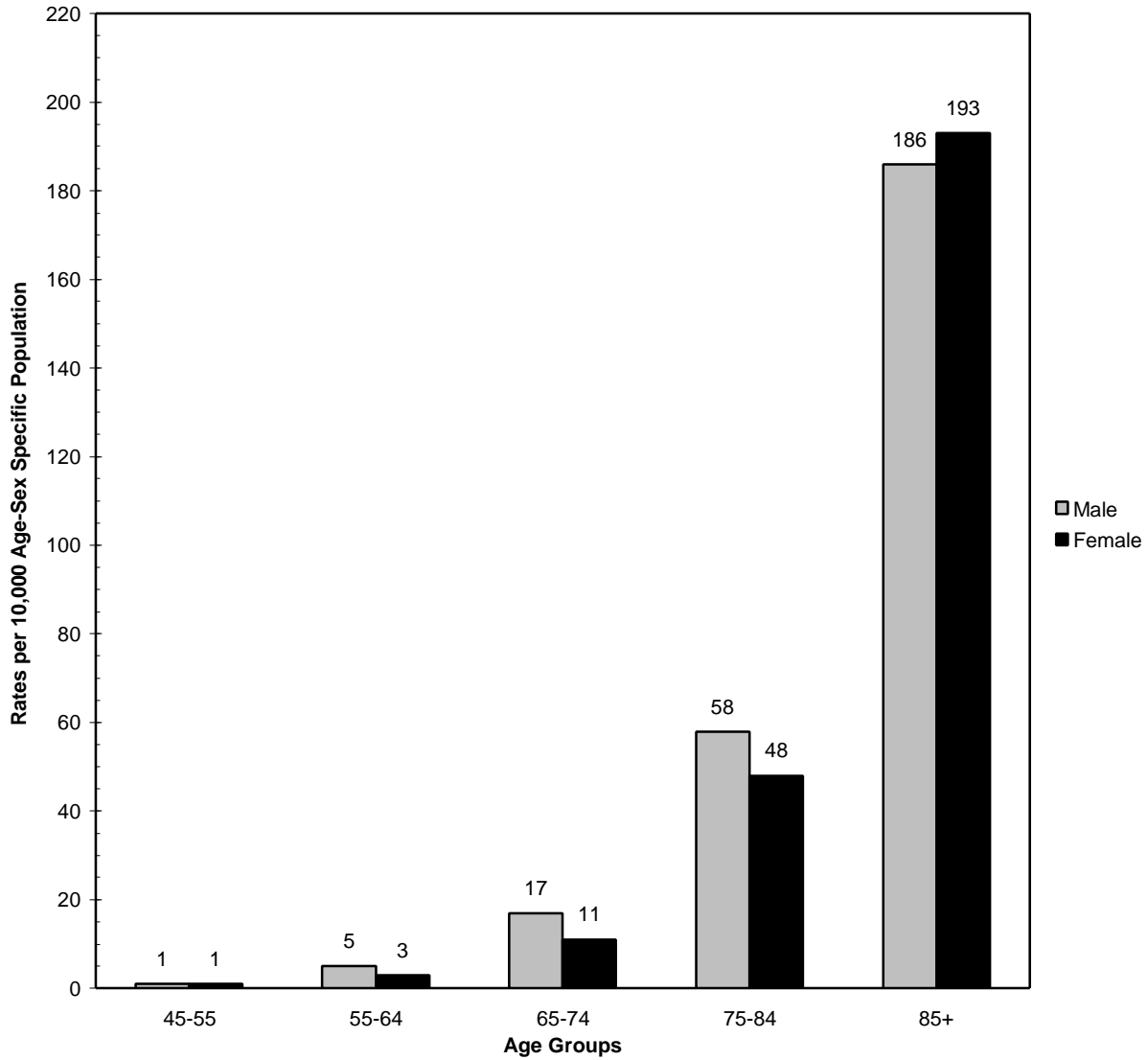
Figure 2. Malignant Neoplasm (Cancer) Death Rates by Selected Age Groups and Sex, 1996



Note: The ICD-9 codes used for malignant neoplasms are 140-208.

- Malignant neoplasm (cancer) death rates for males exceeded female rates in all age groups.

Figure 3. Cerebrovascular Disease (Stroke) Death Rates by Selected Age Groups and Sex, 1996



Note: The ICD-9 codes used for cerebrovascular diseases are 430-438.

- Cerebrovascular disease (stroke) death rates for males exceeded female rates in all age groups except 85 and over.

Table 5. Summary Categories of Cause of Death, 1996

	Immediate Cause of Death	Underlying Cause of Death	All Mention of Cause of Death
ALL CAUSES	45,107	45,107	86,465
Infectious and Parasitic Diseases	1,206	671	1,440
Malignant Neoplasms (Cancer)	8,493	10,475	16,220
Diabetes Mellitus	103	1,170	3,357
Nutritional Deficiencies	217	99	264
Blood & Blood-Forming Organs, Diseases of	165	203	455
Mental Disorders	652	1,354	2,941
Nervous System & Sense Organs, Diseases of	924	1,279	2,678
Hypertension	198	690	1,705
Ischemic Heart Disease	5,759	9,416	19,761
Other Heart Disease	8,837	3,967	6,769
Cerebrovascular Disease (Stroke)	3,428	3,681	7,303
Atherosclerosis	140	309	690
Other Circulatory Disease	905	1,035	2,288
Pneumonia and Influenza	2,756	1,753	3,728
Chronic Obstructive Pulmonary Disease	932	2,001	4,510
Ulcer of Stomach and Duodenum	28	86	233
Chronic Liver Disease and Cirrhosis	105	359	929
Nephritis & Nephrosis	982	504	1,097
Musculoskeletal and Connective Tissue	49	173	453
Congenital Anomalies	89	210	433
Perinatal Conditions	231	218	244
Motor Vehicle-Related Injuries	7	802	892
Other Unintentional Injuries	23	1,046	1,775
Suicide	20	599	683
Homicide	3	211	240
All Other	8,855	2,796	5,377

Notes: The immediate cause of death is the final disease or condition resulting in death. The underlying cause of death is the disease or injury that initiated events resulting in death. All mention of cause of death includes all conditions listed on the death record, either in the chain of events leading to death or contributing to the death.

For the ICD-9 codes used for each cause, see Technical Notes, page 53.

- In referring to a “cause of death,” someone is usually referring to the underlying cause. For example, 10,475 Wisconsin residents died in 1996 due to malignant neoplasms (underlying cause). For only 8,493 residents, a malignant neoplasm was indicated as the final disease that caused the person to die (immediate cause). For 16,220 residents, a malignant neoplasm contributed to a death (all mention cause).

Cause of Death

Table 6. Leading Underlying Causes of Death by Age, 1995 and 1996

1995	Number	Rate	1996	Number	Rate
TOTAL, ALL AGES	45,037	88.0	TOTAL, ALL AGES	45,107	87.4
Heart Disease	14,388	28.1	Heart Disease	14,191	27.5
Malignant Neoplasms	10,562	20.6	Malignant Neoplasms	10,475	20.3
Cerebrovascular Disease	3,578	7.0	Cerebrovascular Disease	3,681	7.1
Chronic Obstruct. Pulmonary Dis.	1,881	3.7	Chronic Obstruct. Pulmonary Dis.	2,001	3.9
Injury, Unintentional	1,823	3.6	Injury, Unintentional	1,848	3.6
Pneumonia and Influenza	1,699	3.3	Pneumonia and Influenza	1,753	3.4
Diabetes Mellitus	1,104	2.2	Diabetes Mellitus	1,170	2.3
Atheroscler. & Other Arterial Dis.	921	1.8	Atheroscler. & Other Arterial Dis.	947	1.8
LESS THAN 1 YEAR	493	72.7	LESS THAN 1 YEAR	492	73.4
Conditions of Perinatal Period	220	32.4	Conditions of Perinatal Period	218	32.5
Congenital Anomalies	104	15.3	Congenital Anomalies	112	16.7
Sudden Infant Death Syndrome	85	12.5	Sudden Infant Death Syndrome	73	10.9
Homicide	13		Injury, Unintentional	16	
Infectious and Parasitic Diseases	12		Pneumonia and Influenza	9	
Injury, Unintentional	12		Heart Disease	6	
Heart Disease	8		Homicide	6	
Pneumonia and Influenza	5		Cerebrovascular Disease	5	
1-14 YEARS	268	2.5	1-14 YEARS	234	2.3
Injury, Unintentional	128	1.2	Injury, Unintentional	108	1.0
Malignant Neoplasms	27	0.3	Malignant Neoplasms	23	0.2
Congenital Anomalies	21	0.2	Congenital Anomalies	14	
Infectious and Parasitic Diseases	12		Homicide	14	
Homicide	8		Heart Disease	11	
Heart Disease	7		Infectious and Parasitic Diseases	9	
Suicide	7		Suicide	9	
Pneumonia and Influenza	5		Pneumonia and Influenza	7	
15-24 YEARS	549	7.7	15-24 YEARS	535	7.4
Injury, Unintentional	234	3.3	Injury, Unintentional	253	3.5
Suicide	106	1.5	Suicide	95	1.3
Homicide	82	1.2	Homicide	72	1.0
Malignant Neoplasms	27	0.4	Malignant Neoplasms	29	0.4
Heart Disease	18		Heart Disease	17	
Injury, Intent Not Determined	13		Congenital Anomalies	9	
Infectious and Parasitic Diseases	8		Infectious and Parasitic Diseases	7	
Congenital Anomalies	6		Chronic Obstruct. Pulmonary Dis.	6	
25-44 YEARS	2,004	12.6	25-44 YEARS	2,014	12.5
Injury, Unintentional	408	2.6	Injury, Unintentional	435	2.7
Malignant Neoplasms	355	2.2	Malignant Neoplasms	383	2.4
Suicide	251	1.6	Heart Disease	260	1.6
Heart Disease	236	1.5	Suicide	247	1.5
Infectious and Parasitic Diseases	198	1.2	Infectious and Parasitic Diseases	140	0.9
Homicide	107	0.7	Homicide	89	0.6
Cerebrovascular Disease	61	0.4	Chronic Liver Dis. and Cirrhosis	52	0.3
Chronic Liver Dis. and Cirrhosis	51	0.3	Diabetes Mellitus	49	0.3

(continued)

Cause of Death

Table 6. Leading Underlying Causes of Death by Age, 1995 and 1996

1995			1996		
	Number	Rate		Number	Rate
45-64 YEARS	6,030	59.7	45-64 YEARS	6,226	59.6
Malignant Neoplasms	2,280	22.6	Malignant Neoplasms	2,397	23.0
Heart Disease	1,667	16.5	Heart Disease	1,706	16.3
Injury, Unintentional	291	2.9	Injury, Unintentional	280	2.7
Cerebrovascular Disease	228	2.3	Cerebrovascular Disease	245	2.3
Diabetes Mellitus	193	1.9	Chronic Obstruct. Pulmonary Dis.	196	1.9
Chronic Obstruct. Pulmonary Dis.	171	1.7	Diabetes Mellitus	189	1.8
Chronic Liver Dis. and Cirrhosis	137	1.4	Chronic Liver Dis. and Cirrhosis	133	1.3
Suicide	135	1.3	Suicide	122	1.2
65-74 YEARS	8,724	240.6	65-74 YEARS	8,548	236.8
Malignant Neoplasms	3,043	83.9	Malignant Neoplasms	2,970	82.3
Heart Disease	2,746	75.7	Heart Disease	2,567	71.1
Chronic Obstruct. Pulmonary Dis.	514	14.2	Cerebrovascular Disease	491	13.6
Cerebrovascular Disease	457	12.6	Chronic Obstruct. Pulmonary Dis.	485	13.4
Diabetes Mellitus	257	7.1	Diabetes Mellitus	280	7.8
Atheroscler. & Other Arterial Dis.	170	4.7	Pneumonia and Influenza	186	5.2
Pneumonia and Influenza	163	4.5	Atheroscler. & Other Arterial Dis.	176	4.9
Injury, Unintentional	163	4.5	Injury, Unintentional	159	4.4
75 YEARS AND OVER	26,969	844.6	75 YEARS AND OVER	27,058	832.4
Heart Disease	9,706	304.0	Heart Disease	9,624	296.1
Malignant Neoplasms	4,830	151.3	Malignant Neoplasms	4,673	143.8
Cerebrovascular Disease	2,825	88.5	Cerebrovascular Disease	2,893	89.0
Pneumonia and Influenza	1,420	44.5	Pneumonia and Influenza	1,444	44.4
Chronic Obstruct. Pulmonary Dis.	1,170	36.6	Chronic Obstruct. Pulmonary Dis.	1,288	39.6
Atheroscler. & Other Arterial Dis.	676	21.2	Atheroscler. & Other Arterial Dis.	687	21.1
Diabetes Mellitus	621	19.4	Diabetes Mellitus	650	20.0
Injury, Unintentional	587	18.4	Injury, Unintentional	597	18.4

Notes: Age-specific rates are deaths per 10,000 population in that age group. A rate is not calculated when there were fewer than 20 deaths.

Underlying cause of death is the disease or injury that initiated events resulting in death.

For the ICD-9 codes used for the cause of death groupings, see Technical Notes, page 54.

- The three leading causes of death in 1996 were heart disease, malignant neoplasms (cancer), and cerebrovascular disease (stroke). These three causes of death accounted for 63 percent of the total deaths of Wisconsin residents.
- Although heart disease is the leading cause of total deaths, within specific age groups it is the leading cause only among persons 75 and over.
- While unintentional injury was the fifth leading cause of death overall, it was the leading cause for persons younger than 45 years old.
- From 1995 to 1996, the three leading causes of death remained the same in all age categories except two (25-44 and 65-74). For ages 25-44, suicide dropped to the fourth leading cause of death and heart disease moved up to third. For ages 65-74, cerebrovascular disease (stroke) replaced chronic obstructive pulmonary diseases as the third leading cause.

Cause of Death

Table 7. Leading Underlying Causes of Death for Males by Age, 1995 and 1996

<u>1995</u>	<u>Number</u>	<u>Rate</u>	<u>1996</u>	<u>Number</u>	<u>Rate</u>
TOTAL, ALL AGES	22,489	89.5	TOTAL, ALL AGES	22,457	88.4
Heart Disease	7,243	28.8	Heart Disease	7,253	28.6
Malignant Neoplasms	5,561	22.1	Malignant Neoplasms	5,494	21.6
Cerebrovascular Disease	1,350	5.4	Cerebrovascular Disease	1,448	5.7
Injury, Unintentional	1,108	4.4	Injury, Unintentional	1,097	4.3
Chronic Obstruct. Pulmonary Dis.	1,077	4.3	Chronic Obstruct. Pulmonary Dis.	1,088	4.3
Pneumonia and Influenza	806	3.2	Pneumonia and Influenza	779	3.1
Suicide	510	2.0	Diabetes Mellitus	540	2.1
Diabetes Mellitus	482	1.9	Suicide	498	2.0
LESS THAN 1 YEAR	287	82.9	LESS THAN 1 YEAR	281	81.9
Conditions of Perinatal Period	124	35.8	Conditions of Perinatal Period	118	34.4
Congenital Anomalies	67	19.4	Congenital Anomalies	62	18.1
Sudden Infant Death Syndrome	47	13.6	Sudden Infant Death Syndrome	44	12.8
Injury, Unintentional	9		Injury, Unintentional	12	
Homicide	8		Pneumonia and Influenza	8	
Infectious and Parasitic Diseases	6		Heart Disease	5	
Heart Disease	5		Abd. Hernia and Intest. Obstruct.	3	
Meningitis	2		Infectious and Parasitic Diseases	2	
1-14 YEARS	157	2.9	1-14 YEARS	133	2.5
Injury, Unintentional	78	1.4	Injury, Unintentional	63	1.2
Malignant Neoplasms	20	0.4	Malignant Neoplasms	12	
Congenital Anomalies	11		Congenital Anomalies	9	
Heart Disease	6		Homicide	8	
Suicide	6		Infectious and Parasitic Diseases	7	
Infectious and Parasitic Diseases	3		Suicide	6	
Chronic Obstruct. Pulmonary Dis.	3		Heart Disease	4	
Homicide	3		Pneumonia and Influenza	4	
15-24 YEARS	393	10.9	15-24 YEARS	390	10.6
Injury, Unintentional	157	4.4	Injury, Unintentional	177	4.8
Suicide	91	2.5	Suicide	82	2.2
Homicide	66	1.8	Homicide	61	1.7
Heart Disease	14		Heart Disease	12	
Malignant Neoplasms	12		Malignant Neoplasms	11	
Injury, Intent Not Determined	12		Chronic Obstruct. Pulmonary Dis.	6	
Infectious and Parasitic Diseases	6		Congenital Anomalies	6	
Cerebrovascular Disease	3		Infectious and Parasitic Diseases	4	
25-44 YEARS	1,351	16.9	25-44 YEARS	1,324	16.4
Injury, Unintentional	306	3.8	Injury, Unintentional	297	3.7
Suicide	206	2.6	Suicide	213	2.6
Malignant Neoplasms	170	2.1	Heart Disease	186	2.3
Heart Disease	167	2.1	Malignant Neoplasms	171	2.1
Infectious and Parasitic Diseases	165	2.1	Infectious and Parasitic Diseases	117	1.5
Homicide	78	1.0	Homicide	74	0.9
Chronic Liver Dis. and Cirrhosis	36	0.5	Chronic Liver Dis. and Cirrhosis	33	0.4
Cerebrovascular Disease	30	0.4	Diabetes Mellitus	27	0.3

(continued)

Cause of Death

Table 7. Leading Underlying Causes of Death for Males by Age, 1995 and 1996

<u>1995</u>	<u>Number</u>	<u>Rate</u>	<u>1996</u>	<u>Number</u>	<u>Rate</u>
45-64 YEARS	3,719	74.8	45-64 YEARS	3,857	75.0
Malignant Neoplasms	1,236	24.9	Malignant Neoplasms	1,317	25.6
Heart Disease	1,228	24.7	Heart Disease	1,265	24.6
Injury, Unintentional	205	4.1	Injury, Unintentional	181	3.5
Suicide	106	2.1	Cerebrovascular Disease	144	2.8
Cerebrovascular Disease	105	2.1	Chronic Obstruct. Pulmonary Dis.	125	2.4
Chronic Obstruct. Pulmonary Dis.	95	1.9	Diabetes Mellitus	99	1.9
Diabetes Mellitus	93	1.9	Suicide	91	1.8
Chronic Liver Dis. and Cirrhosis	93	1.9	Chronic Liver Dis. and Cirrhosis	86	1.7
65-74 YEARS	5,263	317.0	65-74 YEARS	5,084	307.2
Heart Disease	1,827	110.0	Malignant Neoplasms	1,690	102.1
Malignant Neoplasms	1,747	105.2	Heart Disease	1,668	100.8
Chronic Obstruct. Pulmonary Dis.	306	18.4	Chronic Obstruct. Pulmonary Dis.	284	17.2
Cerebrovascular Disease	245	14.8	Cerebrovascular Disease	275	16.6
Diabetes Mellitus	138	8.3	Diabetes Mellitus	151	9.1
Pneumonia and Influenza	113	6.8	Atheroscler. & Other Arterial Dis.	114	6.9
Atheroscler. & Other Arterial Dis.	109	6.6	Pneumonia and Influenza	114	6.9
Injury, Unintentional	98	5.9	Injury, Unintentional	96	5.8
75 YEARS AND OVER	11,319	981.5	75 YEARS AND OVER	11,388	963.6
Heart Disease	3,996	346.5	Heart Disease	4,113	348.0
Malignant Neoplasms	2,376	206.0	Malignant Neoplasms	2,293	194.0
Cerebrovascular Disease	965	83.7	Cerebrovascular Disease	1,000	84.6
Chronic Obstruct. Pulmonary Dis.	663	57.5	Chronic Obstruct. Pulmonary Dis.	660	55.8
Pneumonia and Influenza	627	54.4	Pneumonia and Influenza	594	50.3
Atheroscler. & Other Arterial Dis.	302	26.2	Atheroscler. & Other Arterial Dis.	302	25.6
Injury, Unintentional	255	22.1	Injury, Unintentional	271	22.9
Diabetes Mellitus	227	19.7	Diabetes Mellitus	263	22.3

Notes: Age-specific rates are deaths per 10,000 males in that age group. A rate is not calculated when there were fewer than 20 deaths.

Underlying cause of death is the disease or injury that initiated events resulting in death.

For the ICD-9 codes used for the cause of death groupings, see Technical Notes, page 54.

- Among the leading causes of death, heart disease, malignant neoplasms (cancer), chronic obstructive pulmonary diseases, unintentional injuries and suicides account for higher numbers and rates of death overall for males than for females.
- From 1995 to 1996, malignant neoplasms replaced heart disease as the leading cause of death for males aged 65-74; malignant neoplasms continued to be the leading cause of death for females in this age group. Males of this age die from heart disease at a rate more than twice the rate for females.

Cause of Death

Table 8. Leading Underlying Causes of Death for Females by Age, 1995 and 1996

1995	Number	Rate	1996	Number	Rate
TOTAL, ALL AGES	22,548	86.5	TOTAL, ALL AGES	22,650	86.4
Heart Disease	7,145	27.4	Heart Disease	6,938	26.5
Malignant Neoplasms	5,001	19.2	Malignant Neoplasms	4,981	19.0
Cerebrovascular Disease	2,228	8.6	Cerebrovascular Disease	2,233	8.5
Pneumonia and Influenza	893	3.4	Pneumonia and Influenza	974	3.7
Chronic Obstruct. Pulmonary Dis.	804	3.1	Chronic Obstruct. Pulmonary Dis.	913	3.5
Injury, Unintentional	715	2.7	Injury, Unintentional	751	2.9
Diabetes Mellitus	622	2.4	Diabetes Mellitus	630	2.4
Atheroscler. & Other Arterial Dis.	453	1.7	Atheroscler. & Other Arterial Dis.	472	1.8
LESS THAN 1 YEAR	206	62.0	LESS THAN 1 YEAR	211	64.6
Conditions of Perinatal Period	96	28.9	Conditions of Perinatal Period	100	30.6
Sudden Infant Death Syndrome	38	11.4	Congenital Anomalies	50	15.3
Congenital Anomalies	37	11.1	Sudden Infant Death Syndrome	29	8.9
Infectious and Parasitic Diseases	6		Homicide	5	
Homicide	5		Cerebrovascular Disease	4	
Heart Disease	3		Injury, Unintentional	4	
Pneumonia and Influenza	3		Infectious and Parasitic Diseases	1	
Injury, Unintentional	3		Heart Disease	1	
1-14 YEARS	111	2.2	1-14 YEARS	101	2.0
Injury, Unintentional	50	1.0	Injury, Unintentional	45	0.9
Congenital Anomalies	10		Malignant Neoplasms	11	
Infectious and Parasitic Diseases	9		Heart Disease	7	
Malignant Neoplasms	7		Homicide	6	
Homicide	5		Congenital Anomalies	5	
Pneumonia and Influenza	3		Pneumonia and Influenza	3	
Benign and Uncertain Neoplasms	2		Suicide	3	
Anemias	2		Infectious and Parasitic Diseases	2	
15-24 YEARS	156	4.4	15-24 YEARS	145	4.1
Injury, Unintentional	77	2.2	Injury, Unintentional	76	2.2
Homicide	16		Malignant Neoplasms	18	
Malignant Neoplasms	15		Suicide	13	
Suicide	15		Homicide	11	
Heart Disease	4		Heart Disease	5	
Congenital Anomalies	4		Infectious and Parasitic Diseases	3	
Infectious and Parasitic Diseases	2		Congenital Anomalies	3	
Benign and Uncertain Neoplasms	2		Cerebrovascular Disease	2	
25-44 YEARS	653	8.2	25-44 YEARS	690	8.6
Malignant Neoplasms	185	2.3	Malignant Neoplasms	212	2.7
Injury, Unintentional	102	1.3	Injury, Unintentional	138	1.7
Heart Disease	69	0.9	Heart Disease	74	0.9
Suicide	45	0.6	Suicide	34	0.4
Infectious and Parasitic Diseases	33	0.4	Infectious and Parasitic Diseases	23	0.3
Cerebrovascular Disease	31	0.4	Diabetes Mellitus	22	0.3
Homicide	29	0.4	Chronic Liver Dis. and Cirrhosis	19	
Chronic Liver Dis. and Cirrhosis	15		Cerebrovascular Disease	15	

(continued)

Cause of Death

Table 8. Leading Underlying Causes of Death for Females by Age, 1995 and 1996

1995	Number	Rate	1996	Number	Rate
45-64 YEARS	2,311	45.0	45-64 YEARS	2,369	44.7
Malignant Neoplasms	1,044	20.3	Malignant Neoplasms	1,080	20.4
Heart Disease	439	8.6	Heart Disease	441	8.3
Cerebrovascular Disease	123	2.4	Cerebrovascular Disease	101	1.9
Diabetes Mellitus	100	1.9	Injury, Unintentional	99	1.9
Injury, Unintentional	86	1.7	Diabetes Mellitus	90	1.7
Chronic Obstruct. Pulmonary Dis.	76	1.5	Chronic Obstruct. Pulmonary Dis.	71	1.3
Chronic Liver Dis. and Cirrhosis	44	0.9	Chronic Liver Dis. and Cirrhosis	47	0.9
Pneumonia and Influenza	32	0.6	Infectious and Parasitic Diseases	42	0.8
65-74 YEARS	3,461	176.1	65-74 YEARS	3,464	177.2
Malignant Neoplasms	1,296	65.9	Malignant Neoplasms	1,280	65.5
Heart Disease	919	46.7	Heart Disease	899	46.0
Cerebrovascular Disease	212	10.8	Cerebrovascular Disease	216	11.0
Chronic Obstruct. Pulmonary Dis.	208	10.6	Chronic Obstruct. Pulmonary Dis.	201	10.3
Diabetes Mellitus	119	6.1	Diabetes Mellitus	129	6.6
Injury, Unintentional	65	3.3	Pneumonia and Influenza	72	3.7
Atheroscler. & Other Arterial Dis.	61	3.1	Injury, Unintentional	63	3.2
Infectious and Parasitic Diseases	56	2.8	Atheroscler. & Other Arterial Dis.	62	3.2
75 YEARS AND OVER	15,650	767.2	75 YEARS AND OVER	15,670	757.5
Heart Disease	5,710	279.9	Heart Disease	5,511	266.4
Malignant Neoplasms	2,454	120.3	Malignant Neoplasms	2,380	115.0
Cerebrovascular Disease	1,860	91.2	Cerebrovascular Disease	1,893	91.5
Pneumonia and Influenza	793	38.9	Pneumonia and Influenza	850	41.1
Chronic Obstruct. Pulmonary Dis.	507	24.9	Chronic Obstruct. Pulmonary Dis.	628	30.4
Diabetes Mellitus	394	19.3	Diabetes Mellitus	387	18.7
Atheroscler. & Other Arterial Dis.	374	18.3	Atheroscler. & Other Arterial Dis.	385	18.6
Injury, Unintentional	332	16.3	Injury, Unintentional	326	15.8

Notes: Age-specific rates are deaths per 10,000 females in that age group. A rate is not calculated when there were fewer than 20 deaths.

Underlying cause of death is the disease or injury that initiated events resulting in death.

For the ICD-9 codes used for the cause of death groupings, see Technical Notes, page 54.

- Cerebrovascular disease (stroke), pneumonia and influenza, and diabetes mellitus account for higher numbers and rates of death overall for females than for males.

Cause of Death

Table 9. Deaths by Underlying Cause of Death, Age and Sex, 1996

	Total	All Ages		Under 1		1 - 4		5 - 9	
		Male	Female	Male	Female	Male	Female	Male	Female
Total, All Causes	45,107	22,457	22,650	281	211	51	44	36	25
Age/Sex-Specific Death Rate	87.4	88.4	86.4	81.9	64.6	3.7	3.3	1.9	1.4
Tuberculosis	15	4	11						
Septicemia	324	121	203		1	2		1	
Human Immunodeficiency Virus	160	140	20			1			
Other Infectious and Parasitic	172	87	85	2		2	1	1	
Malignant Neoplasms	10,475	5,494	4,981			2	5	4	2
Benign and Uncertain Neoplasms	159	75	84			1		1	
Diabetes Mellitus	1,170	540	630						1
Nutritional Deficiencies	99	33	66						
Anemias	85	39	46						
Meningitis	6	4	2	1					
Circulatory Diseases	19,037	9,260	9,777	6	5	2	3		3
Heart Disease	14,191	7,253	6,938	5	1	2	2		3
Hypertension w/ or w/o Renal	218	84	134						
Cerebrovascular Disease	3,681	1,448	2,233	1	4		1		
Atherosclerosis	309	120	189						
Other Arterial Disease	638	355	283						
Acute Bronchitis and Bronchiol.	8	3	5	1					
Pneumonia and Influenza	1,753	779	974	8	1	1	2	1	1
Chronic Obstructive Pulmonary	2,001	1,088	913				1		
Ulcer of Stomach and Duodenum	84	41	43						
Appendicitis	7	7							
Abd. Hernia and Intest. Obstr.	146	60	86	3	1		1		
Chronic Liver Dis. and Cirrhosis	359	214	145						
Cholelithiasis and Gallbladder	56	19	37						
Nephritis and Nephrosis	504	229	275	1					
Infections of the Kidney	16	4	12						
Hyperplasia of the Prostate	11	11							
Complications of Pregnancy	3		3						
Congenital Anomalies	210	116	94	62	50	5	4	3	1
Conditions of Perinatal Period	218	118	100	118	100				
Ill-Defined Conditions	177	93	84	47	33	2	1		1
Sudden Infant Death Syndrome	73	44	29	44	29				
All Other Diseases	5,143	2,093	3,050	18	10	4	4	4	3
Accidents and Adverse Effects	1,848	1,097	751	12	4	20	19	20	12
Motor Vehicle Accidents	802	500	302	3	1	10	5	7	7
Suicide	599	498	101					1	
Homicide and Legal Intervent.	214	159	55	1	5	8	2		1
All Other External Causes	48	31	17	1	1	1	1		

(continued)

Cause of Death

Table 9. Deaths by Underlying Cause of Death, Age and Sex, 1996

	10 - 14		15 - 19		20 - 24		25 - 29	
	Male	Female	Male	Female	Male	Female	Male	Female
Total, All Causes	46	32	181	71	209	74	208	98
Age/Sex-Specific Death Rate	2.2	1.7	9.1	3.8	12.4	4.5	11.9	5.6
Tuberculosis								
Septicemia							2	
Human Immunodeficiency Virus				2	1	1	6	2
Other Infectious and Parasitic		1	1		2		1	1
Malignant Neoplasms	6	4	4	11	7	7	15	20
Benign and Uncertain Neoplasms			2				1	1
Diabetes Mellitus				1			2	2
Nutritional Deficiencies								
Anemias			1		1			
Meningitis								
Circulatory Diseases	2	3	8	2	9	5	8	8
Heart Disease	2	2	7	1	5	4	5	7
Hypertension w/ or w/o Renal								
Cerebrovascular Disease		1	1	1	2	1	2	1
Atherosclerosis								
Other Arterial Disease					2		1	
Acute Bronchitis and Bronchiol.								
Pneumonia and Influenza	2			1	2	1		
Chronic Obstructive Pulmonary	3	1	1		5		2	3
Ulcer of Stomach and Duodenum								
Appendicitis								
Abd. Hernia and Intest. Obstr.								
Chronic Liver Dis. and Cirrhosis			1				3	
Cholelithiasis and Gallbladder								
Nephritis and Nephrosis						1		
Infections of the Kidney								
Hyperplasia of the Prostate								
Complications of Pregnancy								1
Congenital Anomalies	1		3		3	3	1	1
Conditions of Perinatal Period								
Ill-Defined Conditions					1		1	1
Sudden Infant Death Syndrome								
All Other Diseases	4	3	7	2	10	8	9	13
Accidents and Adverse Effects	23	14	87	40	90	36	82	32
Motor Vehicle Accidents	12	12	67	38	68	32	63	25
Suicide	5	3	33	9	49	4	46	7
Homicide and Legal Intervent.		3	32	3	29	8	27	3
All Other External Causes			1				2	3

(continued)

Cause of Death

Table 9. Deaths by Underlying Cause of Death, Age and Sex, 1996

	30 - 34		35 - 39		40 - 44		45 - 49	
	Male	Female	Male	Female	Male	Female	Male	Female
Total, All Causes	256	123	367	210	493	259	593	367
Age/Sex-Specific Death Rate	12.9	6.2	16.4	9.6	23.6	12.7	33.1	20.2
Tuberculosis				1				2
Septicemia			1		1	2	2	1
Human Immunodeficiency Virus	32	1	37	3	27	5	18	1
Other Infectious and Parasitic	3	3	2	3	5	2	4	5
Malignant Neoplasms	33	23	43	57	80	112	166	165
Benign and Uncertain Neoplasms	4	2	2	1			3	
Diabetes Mellitus	4	5	3	6	18	9	17	12
Nutritional Deficiencies								
Anemias			1	1		1		
Meningitis							1	
Circulatory Diseases	22	19	69	33	120	32	189	71
Heart Disease	21	13	56	29	104	25	161	51
Hypertension w/ or w/o Renal				1			1	1
Cerebrovascular Disease	1	5	9	3	13	6	20	18
Atherosclerosis			1					
Other Arterial Disease		1	3		3	1	7	1
Acute Bronchitis and Bronchiol.								
Pneumonia and Influenza	1	6	2	2	11	3	7	5
Chronic Obstructive Pulmonary		2	5	3	3	3	5	6
Ulcer of Stomach and Duodenum			1				1	
Appendicitis								
Abd. Hernia and Intest. Obstr.					1		1	1
Chronic Liver Dis. and Cirrhosis	2	6	14	7	14	6	19	9
Cholelithiasis and Gallbladder						1		
Nephritis and Nephrosis	1	2	1		4	4	2	2
Infections of the Kidney								
Hyperplasia of the Prostate								
Complications of Pregnancy		1				1		
Congenital Anomalies	1	2	3	4	3	1	4	4
Conditions of Perinatal Period								
Ill-Defined Conditions	6	1	3	1	4		3	2
Sudden Infant Death Syndrome								
All Other Diseases	15	10	23	28	46	24	59	34
Accidents and Adverse Effects	61	29	82	45	72	32	51	33
Motor Vehicle Accidents	34	21	43	22	41	25	24	18
Suicide	54	6	47	10	66	11	36	10
Homicide and Legal Intervent.	14	2	23	5	10	5	4	4
All Other External Causes	3	3	5		8	5	1	

(continued)

Cause of Death

Table 9. Deaths by Underlying Cause of Death, Age and Sex, 1996

	50 - 54		55 - 59		60 - 64		65 - 69	
	Male	Female	Male	Female	Male	Female	Male	Female
Total, All Causes	739	469	995	637	1,530	896	2,171	1,396
Age/Sex-Specific Death Rate	56.1	34.8	92.3	56.6	160.2	88.6	241.9	137.2
Tuberculosis							1	
Septicemia	4	2	5	3	6	7	13	6
Human Immunodeficiency Virus	7	1	6	1	3	1	1	
Other Infectious and Parasitic	3	4	3	6	7	8	11	3
Malignant Neoplasms	235	225	351	292	565	398	757	562
Benign and Uncertain Neoplasms	2	1	1	4	10	5	3	8
Diabetes Mellitus	24	22	27	18	31	38	60	50
Nutritional Deficiencies	1		1	1	2	1	2	
Anemias	1	1	1		1	2	2	2
Meningitis							2	
Circulatory Diseases	286	101	397	150	594	249	857	457
Heart Disease	255	76	342	111	507	203	714	334
Hypertension w/ or w/o Renal		1	3	1	4	3	6	6
Cerebrovascular Disease	23	20	40	31	61	32	98	89
Atherosclerosis	1		2	2	3	1	6	7
Other Arterial Disease	7	4	10	5	19	10	33	21
Acute Bronchitis and Bronchiol.							2	
Pneumonia and Influenza	11	5	8	14	17	11	44	21
Chronic Obstructive Pulmonary	16	11	33	24	71	30	121	82
Ulcer of Stomach and Duodenum			3		1	1	3	2
Appendicitis			1					
Abd. Hernia and Intest. Obstr.		1			5		1	
Chronic Liver Dis. and Cirrhosis	22	12	16	16	29	10	31	23
Cholelithiasis and Gallbladder					2	1	3	1
Nephritis and Nephrosis	2	5	6	6	10	7	11	22
Infections of the Kidney								1
Hyperplasia of the Prostate							1	
Complications of Pregnancy								
Congenital Anomalies	5	1	3	3	3	1	1	3
Conditions of Perinatal Period								
Ill-Defined Conditions	1	1	5	1	1	1	2	2
Sudden Infant Death Syndrome								
All Other Diseases	51	45	61	72	109	83	168	118
Accidents and Adverse Effects	39	17	39	15	52	34	38	27
Motor Vehicle Accidents	18	10	13	8	16	15	17	7
Suicide	23	8	23	9	9	4	35	4
Homicide and Legal Intervent.	4	5	5	1	1	1	1	2
All Other External Causes	2	1		1	1	1	2	

(continued)

Cause of Death

Table 9. Deaths by Underlying Cause of Death, Age and Sex, 1996

	70 - 74		75 - 79		80 - 84		85 - 89	
	Male	Female	Male	Female	Male	Female	Male	Female
Total, All Causes	2,913	2,068	3,432	2,928	3,465	3,794	2,573	4,003
Age/Sex-Specific Death Rate	384.7	220.6	601.8	358.4	947.5	604.6	1474	1012
Tuberculosis	1	1	1	2	1	1		2
Septicemia	8	16	23	32	22	38	17	39
Human Immunodeficiency Virus	1	1				1		
Other Infectious and Parasitic	15	9	6	9	11	10	5	10
Malignant Neoplasms	933	718	897	760	728	739	442	501
Benign and Uncertain Neoplasms	7	12	11	6	11	14	8	19
Diabetes Mellitus	91	79	114	121	72	106	53	92
Nutritional Deficiencies	1	8	3	4	6	6	10	14
Anemias	7	2	3	5	6	7	7	10
Meningitis				1		1		
Circulatory Diseases	1,219	737	1,549	1,242	1,655	1,780	1,253	2,096
Heart Disease	954	565	1,216	900	1,224	1,255	914	1,429
Hypertension w/ or w/o Renal	13	11	19	22	16	20	18	27
Cerebrovascular Disease	177	127	239	257	305	434	265	545
Atherosclerosis	10	8	13	16	33	24	21	35
Other Arterial Disease	65	26	62	47	77	47	35	60
Acute Bronchitis and Bronchiol.			1					2
Pneumonia and Influenza	70	51	128	97	151	159	163	225
Chronic Obstructive Pulmonary	163	119	211	186	218	214	143	139
Ulcer of Stomach and Duodenum	6	5	9	7	7	6	5	12
Appendicitis	2		2				2	
Abd. Hernia and Intest. Obstr.	9	5	11	14	12	13	11	15
Chronic Liver Dis. and Cirrhosis	29	21	12	14	14	14	6	4
Cholelithiasis and Gallbladder	2		2	3	2	5	5	10
Nephritis and Nephrosis	27	33	48	34	49	44	38	52
Infections of the Kidney	1	2	1	1	1	2		2
Hyperplasia of the Prostate	1				1		3	
Complications of Pregnancy								
Congenital Anomalies	4	2	5	3	1	5	2	3
Conditions of Perinatal Period								
Ill-Defined Conditions	2	5	5	4	3	7	3	10
Sudden Infant Death Syndrome								
All Other Diseases	232	197	304	322	406	537	310	659
Accidents and Adverse Effects	58	36	58	55	78	81	76	86
Motor Vehicle Accidents	13	14	18	16	14	15	12	9
Suicide	24	8	26	4	9	3	10	1
Homicide and Legal Intervent.		1		2		1		
All Other External Causes			2		1		1	

(continued)

Table 9. Deaths by Underlying Cause of Death, Age and Sex, 1996

	90 - 94		95 +	
	Male	Female	Male	Female
Total, All Causes	1,447	3,142	471	1,803
Age/Sex-Specific Death Rate	2,539	1,835	3,317	3,141
Tuberculosis				2
Septicemia	12	39	2	17
Human Immunodeficiency Virus				
Other Infectious and Parasitic	1	7	2	3
Malignant Neoplasms	173	273	53	107
Benign and Uncertain Neoplasms	7	7	1	4
Diabetes Mellitus	18	56	6	12
Nutritional Deficiencies	4	18	3	14
Anemias	7	7	1	8
Meningitis				
Circulatory Diseases	765	1,735	250	1,046
Heart Disease	570	1,190	189	737
Hypertension w/ or w/o Renal	3	22	1	19
Cerebrovascular Disease	151	427	40	230
Atherosclerosis	19	54	11	42
Other Arterial Disease	22	42	9	18
Acute Bronchitis and Bronchiol.	1	1		
Pneumonia and Influenza	107	212	45	157
Chronic Obstructive Pulmonary	75	65	13	24
Ulcer of Stomach and Duodenum	4	7	1	3
Appendicitis				
Abd. Hernia and Intest. Obstr.	4	23	2	12
Chronic Liver Dis. and Cirrhosis	2	3		
Cholelithiasis and Gallbladder	2	10	1	6
Nephritis and Nephrosis	21	52	8	11
Infections of the Kidney	1	3		1
Hyperplasia of the Prostate	5			
Complications of Pregnancy				
Congenital Anomalies	1	3	2	
Conditions of Perinatal Period				
Ill-Defined Conditions	3	8	1	5
Sudden Infant Death Syndrome				
All Other Diseases	186	548	67	330
Accidents and Adverse Effects	46	63	13	41
Motor Vehicle Accidents	6	2	1	
Suicide	2			
Homicide and Legal Intervent.		1		
All Other External Causes		1		

Notes: The age/sex-specific rates indicate deaths per 10,000 population in that age group.
Underlying cause of death is the disease or injury that initiated events resulting in death.
For the ICD-9 codes used for cause of death groupings, see Technical Notes, page 55.

Cause of Death

Table 10. Deaths by Underlying Cause of Death, Race and Sex, 1996

	Total		White		Black		AmerIndian		Other	
	Male	Female	Male	Female	Male	Female	Male	Female	Male	Female
Total, All Causes	22,457	22,650	21,331	21,706	927	743	136	120	58	79
Tuberculosis	4	11	3	8		1	1	1		1
Septicemia	121	203	111	197	9	5	1	1		
Human Immunodef. Virus	140	20	105	13	34	7	1			
Other Infect. and Parasitic	87	85	81	75	5	8		1	1	1
Malignant Neoplasms	5,494	4,981	5,232	4,773	217	165	30	21	15	22
Benign and Uncertain Neoplasms	75	84	73	81	2	2		1		
Diabetes Mellitus	540	630	505	573	27	43	7	11	1	3
Nutritional Deficiencies	33	66	31	63	2	2				1
Anemias	39	46	36	44	2	2	1			
Meningitis	4	2	4	2						
Circulatory Diseases	9,260	9,777	8,956	9,463	239	248	46	42	17	24
Heart Disease	7,253	6,938	7,017	6,718	183	180	39	26	12	14
Hypertension w/ w/o Renal	84	134	81	131	3	3				
Cerebrovascular Dis.	1,448	2,233	1,389	2,158	48	55	6	11	5	9
Atherosclerosis	120	189	120	185		3		1		
Other Arterial Disease	355	283	349	271	5	7	1	4		1
Acute Bronch. & Bronchio.	3	5	3	4						1
Pneumonia and Influenza	779	974	746	950	22	15	8	5	3	4
Chronic Obstr. Pulmonary	1,088	913	1,049	889	38	19		4	1	1
Ulcer of Stomach and Duodenum	41	43	38	42	2	1	1			
Appendicitis	7		7							
Abd. Hernia & Intest. Obs.	60	86	57	81	3	5				
Chr. Liver Dis. & Cirrho.	214	145	201	132	9	7	3	6	1	
Cholelithiasis and Gallbladder	19	37	19	35		2				
Nephritis and Nephrosis	229	275	213	257	13	15	2	2	1	1
Infections of the Kidney	4	12	4	11		1				
Hyperplasia of the Prostate	11		11							
Complications of Pregnancy		3		1		2				
Congenital Anomalies	116	94	98	79	13	11		1	4	3
Cond. of Perinatal Period	118	100	84	69	32	28	2	1		2
Ill-Defined Conditions	93	84	70	69	20	12	2	1	1	2
Sudden Infant Death Syndrome	44	29	27	18	16	10	1			1
All Other Diseases	2,093	3,050	2,004	2,944	75	88	12	9	2	8
Accidents and Adv. Effects	1,097	751	1,028	705	50	31	8	11	9	3
Suicide	498	101	475	97	16	3	5		2	1
Homicide & Legal Interv.	159	55	63	34	91	18	5	2		1
All Other External Causes	31	17	24	15	6	2	1			

Notes: Races other than white, black, and American Indian are combined in the "other" category. The total includes five records for males and two records for females where race was not reported.

Underlying cause of death is the disease or injury that initiated events resulting in death.

For the ICD-9 codes used for cause of death groupings, see Technical Notes, page 55.

Cause of Death

Table 11. Leading Underlying Causes of Death by Race, 1995 and 1996

1995	Number	Percent	1996	Number	Percent
TOTAL, ALL RACES	45,037	100.0	TOTAL, ALL RACES	45,107	100.0
Heart Disease	14,388	31.9	Heart Disease	14,191	31.5
Malignant Neoplasms	10,562	23.5	Malignant Neoplasms	10,475	23.2
Cerebrovascular Disease	3,578	7.9	Cerebrovascular Disease	3,681	8.2
Chronic Obstr. Pulmonary Dis.	1,881	4.2	Chronic Obstr. Pulmonary Dis.	2,001	4.4
Injury, Unintentional	1,823	4.0	Injury, Unintentional	1,848	4.1
Pneumonia and Influenza	1,699	3.8	Pneumonia and Influenza	1,753	3.9
Diabetes Mellitus	1,104	2.5	Diabetes Mellitus	1,170	2.6
Atheroscler. & Other Art. Dis.	921	2.0	Atheroscler. & Other Art. Dis.	947	2.1
WHITE	42,990	100.0	WHITE	43,037	100.0
Heart Disease	13,920	32.4	Heart Disease	13,735	31.9
Malignant Neoplasms	10,138	23.6	Malignant Neoplasms	10,005	23.2
Cerebrovascular Disease	3,443	8.0	Cerebrovascular Disease	3,547	8.2
Chronic Obstr. Pulmonary Dis.	1,825	4.2	Chronic Obstr. Pulmonary Dis.	1,938	4.5
Injury, Unintentional	1,692	3.9	Injury, Unintentional	1,733	4.0
Pneumonia and Influenza	1,657	3.9	Pneumonia and Influenza	1,696	3.9
Diabetes Mellitus	1,032	2.4	Diabetes Mellitus	1,078	2.5
Atheroscler. & Other Art. Dis.	899	1.4	Atheroscler. & Other Art. Dis.	925	2.1
BLACK	1,651	100.0	BLACK	1,670	100.0
Heart Disease	374	22.7	Malignant Neoplasms	382	22.9
Malignant Neoplasms	351	21.3	Heart Disease	363	21.7
Homicide	129	7.8	Homicide	109	6.5
Cerebrovascular Disease	105	6.4	Cerebrovascular Disease	103	6.2
Injury, Unintentional	95	5.8	Injury, Unintentional	81	4.9
Infectious and Parasitic Diseases	87	5.3	Diabetes Mellitus	70	4.2
Conditions of Perinatal Period	64	3.9	Infectious and Parasitic Diseases	69	4.1
Diabetes Mellitus	58	3.5	Conditions of Perinatal Period	60	3.6

Notes: Races other than white and black are included in the "total" category.

For the ICD-9 codes used for cause of death groupings, see Technical Notes, page 54.

- Malignant neoplasms (cancer) surpassed heart disease as the leading cause of death for the black population.
- Homicide is the third leading cause of death for blacks, accounting for 7 percent of all deaths, compared to only 1 percent for all races combined.
- Differences in leading causes of death by race partly reflect differences in population age structure: compared with the total state population, larger proportions of blacks and other minority groups are children and young adults.

Cause of Death

Table 12. Leading Underlying Causes of Death for Males by Race, 1995 and 1996

<u>1995</u>	<u>Number</u>	<u>Percent</u>	<u>1996</u>	<u>Number</u>	<u>Percent</u>
TOTAL, ALL RACES	22,489	100.0	TOTAL, ALL RACES	22,457	100.0
Heart Disease	7,243	32.2	Heart Disease	7,253	32.3
Malignant Neoplasms	5,561	24.7	Malignant Neoplasms	5,494	24.5
Cerebrovascular Disease	1,350	6.0	Cerebrovascular Disease	1,448	6.4
Injury, Unintentional	1,108	4.9	Injury, Unintentional	1,097	4.9
Chronic Obstr. Pulmonary Dis.	1,077	4.8	Chronic Obstr. Pulmonary Dis.	1,088	4.8
Pneumonia and Influenza	806	3.6	Pneumonia and Influenza	779	3.5
Suicide	510	2.3	Diabetes Mellitus	540	2.4
Diabetes Mellitus	482	2.1	Suicide	498	2.2
WHITE	21,307	100.0	WHITE	21,331	100.0
Heart Disease	6,995	32.8	Heart Disease	7,017	32.9
Malignant Neoplasms	5,315	24.9	Malignant Neoplasms	5,232	24.5
Cerebrovascular Disease	1,284	6.0	Cerebrovascular Disease	1,389	6.5
Chronic Obstr. Pulmonary Dis.	1,038	4.9	Chronic Obstr. Pulmonary Dis.	1,049	4.9
Injury, Unintentional	1,025	4.8	Injury, Unintentional	1,028	4.8
Pneumonia and Influenza	780	3.7	Pneumonia and Influenza	746	3.5
Suicide	481	2.3	Diabetes Mellitus	505	2.4
Diabetes Mellitus	455	2.1	Suicide	475	2.2
BLACK	957	100.0	BLACK	927	100.0
Malignant Neoplasms	204	21.3	Malignant Neoplasms	217	23.4
Heart Disease	193	20.2	Heart Disease	183	19.7
Homicide	105	11.0	Homicide	91	9.8
Injury, Unintentional	64	6.7	Injury, Unintentional	50	5.4
Infectious and Parasitic Diseases	61	6.4	Infectious and Parasitic Diseases	48	5.2
Cerebrovascular Disease	52	5.4	Cerebrovascular Disease	48	5.2
Conditions of Perinatal Period	33	3.4	Chronic Obstr. Pulmonary Dis.	38	4.1
Chronic Obstr. Pulmonary Dis.	31	3.2	Conditions of Perinatal Period	32	3.5

Notes: Races other than white and black are included in the "total" category. Three records where race was not reported are included in the total for 1995 and five records where race was not reported are included in the total for 1996.

Underlying cause of death is the disease or injury that initiated events resulting in death.

For the ICD-9 codes used for cause of death groupings, see Technical Notes, page 54.

- Heart disease and malignant neoplasms (cancer) are the leading causes of death for both white and black males in Wisconsin.
- Homicide is the third leading cause of death among black males in Wisconsin, accounting for about 10 percent of deaths in 1996.
- Cerebrovascular disease (stroke) is the third leading cause of death among white males in Wisconsin, accounting for about 7 percent of deaths.

Table 13. Leading Underlying Causes of Death for Females by Race, 1995 and 1996

<u>1995</u>	<u>Number</u>	<u>Percent</u>	<u>1996</u>	<u>Number</u>	<u>Percent</u>
TOTAL, ALL RACES	22,548	100.0	TOTAL, ALL RACES	22,650	100.0
Heart Disease	7,145	31.7	Heart Disease	6,938	30.6
Malignant Neoplasms	5,001	22.2	Malignant Neoplasms	4,981	22.0
Cerebrovascular Disease	2,228	9.9	Cerebrovascular Disease	2,233	9.9
Pneumonia and Influenza	893	4.0	Pneumonia and Influenza	974	4.3
Chronic Obstr. Pulmonary Dis.	804	3.6	Chronic Obstr. Pulmonary Dis.	913	4.0
Injury, Unintentional	715	3.2	Injury, Unintentional	751	3.3
Diabetes Mellitus	622	2.8	Diabetes Mellitus	630	2.8
Atheroscler. & Other Art. Dis.	453	2.0	Atheroscler. & Other Art. Dis.	472	2.1
WHITE	21,683	100.0	WHITE	21,706	100.0
Heart Disease	6,925	31.9	Heart Disease	6,718	30.9
Malignant Neoplasms	4,823	22.2	Malignant Neoplasms	4,773	22.0
Cerebrovascular Disease	2,159	10.0	Cerebrovascular Disease	2,158	9.9
Pneumonia and Influenza	877	4.0	Pneumonia and Influenza	950	4.4
Chronic Obstr. Pulmonary Dis.	787	3.6	Chronic Obstr. Pulmonary Dis.	889	4.1
Injury, Unintentional	667	3.1	Injury, Unintentional	705	3.2
Diabetes Mellitus	577	2.7	Diabetes Mellitus	573	2.6
Atheroscler. & Other Art. Dis.	444	2.0	Atheroscler. & Other Art. Dis.	456	2.1
BLACK	694	100.0	BLACK	743	100.0
Heart Disease	181	26.1	Heart Disease	180	24.2
Malignant Neoplasms	147	21.2	Malignant Neoplasms	165	22.2
Cerebrovascular Disease	53	7.6	Cerebrovascular Disease	55	7.4
Diabetes Mellitus	37	5.3	Diabetes Mellitus	43	5.8
Conditions of Perinatal Period	31	4.5	Injury, Unintentional	31	4.2
Injury, Unintentional	31	4.5	Conditions of Perinatal Period	28	3.8
Infectious and Parasitic Diseases	26	3.7	Infectious and Parasitic Diseases	21	2.8
Homicide	24	3.5	Chronic Obstr. Pulmonary Dis.	19	2.6

Notes: Races other than white and black are included in the "total" category. Two records where race was not reported are included in the total for 1996.

Underlying cause of death is the disease or injury that initiated events resulting in death.

For the ICD-9 codes used for cause of death groupings, see Technical Notes, page 54.

- Heart disease and malignant neoplasms (cancer) are the leading causes of death among both white and black females.
- Diabetes accounts for nearly twice the proportion of deaths among black women as among all women statewide.

Cause of Death

Table 14. Deaths by Underlying Cause of Death and County of Residence, 1996

Residence County	Total	Adams	Ashland	Barron	Bayfield	Brown	Buffalo	Burnett	Calumet	Chippewa	Clark
Total, All Causes	45,107	180	179	472	146	1,507	132	192	232	495	341
Male	22,457	113	86	263	83	709	70	105	108	257	186
Female	22,650	67	93	209	63	798	62	87	124	238	155
Tuberculosis	15										
Septicemia	324	1		1	1	5		1	2	1	
Human Immunodeficiency Virus	160	1		1		7				1	
Other Infectious and Parasitic	172	1			1	9		4	1		
Malignant Neoplasms	10,475	49	48	111	41	337	36	52	69	96	70
Benign and Uncertain Neoplasms	159				1	4				3	3
Diabetes Mellitus	1,170	5	4	15	1	22	2	5	8	15	8
Nutritional Deficiencies	99		1	2		1					1
Anemias	85		1	1	1	2			2		1
Meningitis	6										
Circulatory Diseases	19,037	82	78	194	65	663	52	74	86	227	146
Heart Disease	14,191	60	58	147	52	503	39	53	70	165	108
Hypertension w/ or w/o Renal	218	1		1		4	1	1	2		
Cerebrovascular Disease	3,681	13	13	36	8	124	9	16	10	45	27
Atherosclerosis	309	5	4	4		8	1		1	9	2
Other Arterial Disease	638	3	3	6	5	24	2	4	3	8	9
Acute Bronchitis and Bronchiol.	8					1					
Pneumonia and Influenza	1,753	2	4	15	2	50	9	5	10	42	6
Chronic Obstr. Pulmonary Dis.	2,001	2	9	22	4	72	4	11	15	23	14
Ulcer Of Stomach and Duodenum	84		1	1	2	3			1	1	
Appendicitis	7					1					
Abd. Hernia & Intest. Obstr.	146				1	5			1	1	2
Chronic Liver Dis. and Cirrhosis	359	1	2	2		14	1		2	3	1
Cholelithiasis and Gallbladder	56						1				1
Nephritis and Nephrosis	504	3	2	9	2	17		4	1	2	5
Infections of the Kidney	16										
Hyperplasia of the Prostate	11			1							
Complications of Pregnancy	3										
Congenital Anomalies	210	1	2	1		6		1	1	2	4
Conditions of Perinatal Period	218	1				16				1	
Ill-Defined Conditions	177	2	1	2	1	7				1	2
Sudden Infant Death Syndrome	73	1		1		3				1	1
All Other Diseases	5,143	16	15	61	12	172	15	21	20	39	53
Accidents and Adverse Effects	1,848	9	10	27	6	60	9	10	9	23	13
Suicide	599	4	1	6	4	24	3	4	4	12	11
Homicide and Legal Intervent.	214				1	5					
All Other External Causes	48					4				2	

(continued)

Cause of Death

Table 14. Deaths by Underlying Cause of Death and County of Residence, 1996

Residence County	Columbia	Crawford	Dane	Dodge	Door	Douglas	Dunn	Eau Claire	Florence	Fond du Lac	Forest
Total, All Causes	505	180	2,475	764	292	521	250	693	50	880	119
Male	245	86	1,180	373	155	271	137	343	35	414	71
Female	260	94	1,295	391	137	250	113	350	15	466	48
Tuberculosis						1				1	
Septicemia	4		18	1	2	4		5		5	1
Human Immunodeficiency Virus		1	33	3	1					1	
Other Infectious and Parasitic			11	4	1	1	1	1		2	1
Malignant Neoplasms	107	41	587	171	61	121	71	157	5	188	24
Benign and Uncertain Neoplasms	2	1	8	4	2	3		4		2	1
Diabetes Mellitus	13	2	66	13	11	14	5	12	1	29	1
Nutritional Deficiencies	1		2	4		1		1		1	
Anemias			3	1	1	2	1			1	
Meningitis			1					1			
Circulatory Diseases	240	87	980	346	123	221	92	270	30	382	51
Heart Disease	165	72	713	262	81	184	68	203	22	269	45
Hypertension w/ or w/o Renal	1		12	4	2			5	1	10	1
Cerebrovascular Disease	60	12	212	61	28	30	19	48	4	85	4
Atherosclerosis	3	2	6	5	3	1	1	8	2	5	1
Other Arterial Disease	11	1	37	14	9	6	4	6	1	13	
Acute Bronchitis and Bronchiol.											
Pneumonia and Influenza	17	10	100	20	7	16	15	27	1	17	1
Chronic Obstr. Pulmonary Dis.	22	6	103	30	14	31	9	60		34	4
Ulcer Of Stomach and Duodenum			2	2				1			1
Appendicitis				1		1					
Abd. Hernia & Intest. Obstr.	2	2	7	6	1			3		2	
Chronic Liver Dis. and Cirrhosis	2		24	6	1	4	1	4		6	
Cholelithiasis and Gallbladder		1	4	3	2					4	
Nephritis and Nephrosis	8	3	21	10	4	6	2	3	2	6	2
Infections of the Kidney		1	2			1	1				
Hyperplasia of the Prostate	1										
Complications of Pregnancy											
Congenital Anomalies			11	3	2	4	3	5	1	1	1
Conditions of Perinatal Period	3		18	4	1	2		2		5	
Ill-Defined Conditions	2	1	11	7	2	2	1	5		3	1
Sudden Infant Death Syndrome			3	2	1	1		2		1	1
All Other Diseases	47	17	312	87	35	56	30	85	6	141	21
Accidents and Adverse Effects	28	7	96	26	14	21	14	31	2	35	7
Suicide	5		47	7	7	6	4	11	2	12	2
Homicide and Legal Intervent.	1		3	4		2		5		2	
All Other External Causes			5	1		1					

(continued)

Cause of Death

Table 14. Deaths by Underlying Cause of Death and County of Residence, 1996

Residence County	Grant	Green	Green Lake	Iowa	Iron	Jackson	Jefferson	Juneau	Kenosha	Kewaunee	La Crosse
Total, All Causes	478	326	226	170	111	177	597	277	1,132	187	916
Male	217	166	115	85	52	90	293	152	555	99	435
Female	261	160	111	85	59	87	304	125	577	88	481
Tuberculosis							2		2		1
Septicemia	1	3	1		1		7	2	7		9
Human Immunodeficiency Virus	2			2					4		3
Other Infectious and Parasitic	1		1	1			2	1	10		3
Malignant Neoplasms	94	63	43	29	20	38	135	69	271	51	200
Benign and Uncertain Neoplasms	1	1			1	1	5	1	4		4
Diabetes Mellitus	13	10	10	6	1	3	8	6	40	7	29
Nutritional Deficiencies	3		1	1				2	1		4
Anemias	2	1	1		1		1		2		2
Meningitis											
Circulatory Diseases	227	139	112	78	44	89	253	110	490	87	375
Heart Disease	167	101	84	55	35	65	177	84	368	63	272
Hypertension w/ or w/o Renal	6	2			2	1	2	1	5		7
Cerebrovascular Disease	38	28	25	16	5	18	60	22	99	19	77
Atherosclerosis	4	2	1	5		3	5	1	3	2	7
Other Arterial Disease	12	6	2	2	2	2	9	2	15	3	12
Acute Bronchitis and Bronchiol.	1				1		1		1		
Pneumonia and Influenza	19	17	11	9	6	7	39	13	49	4	37
Chronic Obstr. Pulmonary Dis.	22	26	9	7	3	6	25	14	48	6	40
Ulcer Of Stomach and Duodenum	1	1		1					3		1
Appendicitis	1										
Abd. Hernia & Intest. Obstr.	2	3	1		1	1	3		2		3
Chronic Liver Dis. and Cirrhosis	3	2	2			1	4	2	13	1	7
Cholelithiasis and Gallbladder	1				1		1				2
Nephritis and Nephrosis	6	2	4	3	2		5	4	7	4	13
Infections of the Kidney	1						1				
Hyperplasia of the Prostate							1				
Complications of Pregnancy											
Congenital Anomalies	2	2		1			2	2	9		4
Conditions of Perinatal Period	3	1	1			1			2		3
Ill-Defined Conditions	1		1			1	2		1	1	1
Sudden Infant Death Syndrome	1					1			1		
All Other Diseases	42	42	20	16	15	16	64	32	99	13	130
Accidents and Adverse Effects	23	11	6	15	10	11	26	15	43	10	27
Suicide	5	1	2	1	2	2	9	4	13	3	13
Homicide and Legal Intervent.					1		1		3		2
All Other External Causes	1	1			1				8		3

(continued)

Cause of Death

Table 14. Deaths by Underlying Cause of Death and County of Residence, 1996

Residence County	Lafayette	Langlade	Lincoln	Manitowoc	Marathon	Marinette	Marquette	Menominee	Milwaukee	Monroe	Oconto
Total, All Causes	151	205	312	848	869	492	189	43	9,109	385	308
Male	78	106	162	442	439	258	109	20	4,401	214	172
Female	73	99	150	406	430	234	80	23	4,708	171	136
Tuberculosis								1	3		
Septicemia	3	3	1	7	10	5	1		88	3	3
Human Immunodeficiency Virus			2		1	1		1	76	1	
Other Infectious and Parasitic		2	3	7	2	1		1	44	1	1
Malignant Neoplasms	40	47	67	216	229	105	49	8	2,176	74	75
Benign and Uncertain Neoplasms			2	1	4	3		1	36	1	
Diabetes Mellitus	3	12	5	13	31	14	7	4	230	15	12
Nutritional Deficiencies				3	2	3			21		
Anemias		1	1	4	1				16	2	
Meningitis									3		
Circulatory Diseases	63	82	135	351	320	255	77	13	3,681	174	131
Heart Disease	49	52	110	246	242	206	54	10	2,785	124	94
Hypertension w/ or w/o Renal		2	1	2	10	5	1		29	1	2
Cerebrovascular Disease	9	23	18	80	57	28	19	2	699	42	29
Atherosclerosis	5		4	2	2	7			60	1	1
Other Arterial Disease		5	2	21	9	9	3	1	108	6	5
Acute Bronchitis and Bronchiol.									3		
Pneumonia and Influenza	6	4	15	43	35	11	5	2	332	15	9
Chronic Obstr. Pulmonary Dis.	10	7	13	33	39	12	10	2	391	14	12
Ulcer Of Stomach and Duodenum			2	1	4				14	1	1
Appendicitis									1		
Abd. Hernia & Intest. Obstr.					4	2			24	1	
Chronic Liver Dis. and Cirrhosis	1	3	1	6	7	3	1	3	88	1	2
Cholelithiasis and Gallbladder					4		1		13		
Nephritis and Nephrosis		2	2	8	5	5	5	1	101	4	3
Infections of the Kidney									4		
Hyperplasia of the Prostate							1				1
Complications of Pregnancy									2		
Congenital Anomalies	1		2	4	2	1			49	1	2
Conditions of Perinatal Period			1	3	1	2	2		79	1	
Ill-Defined Conditions			1	3	5	3	1		52	3	
Sudden Infant Death Syndrome						1			35		
All Other Diseases	13	25	38	84	108	37	18	3	1,026	44	38
Accidents and Adverse Effects	6	12	16	50	33	20	10	3	303	24	14
Suicide	5	3	5	9	19	6	1		108	4	4
Homicide and Legal Intervent.		2		1	3	3			134	1	
All Other External Causes				1					11		

(continued)

Cause of Death

Table 14. Deaths by Underlying Cause of Death and County of Residence, 1996

Residence County	Oneida	Outagamie	Ozaukee	Pepin	Pierce	Polk	Portage	Price	Racine	Richland	Rock
Total, All Causes	410	1,103	589	87	239	384	476	184	1,600	179	1,287
Male	228	542	274	45	126	190	249	92	799	98	633
Female	182	561	315	42	113	194	227	92	801	81	654
Tuberculosis											1
Septicemia	4	5	2	1	3	3	4	1	12	1	10
Human Immunodeficiency Virus		2	1		1		1		6		2
Other Infectious and Parasitic	2	1	5		1	1	1	1	3	2	4
Malignant Neoplasms	101	249	147	18	54	83	99	43	403	30	294
Benign and Uncertain Neoplasms	2	5	4			1	1	1	5		4
Diabetes Mellitus	7	17	15	5	9	10	8	9	67	4	25
Nutritional Deficiencies	2	2	2			1	1		10		2
Anemias	1	2			1	1			2	1	1
Meningitis									1		
Circulatory Diseases	163	420	255	41	99	165	209	79	643	87	534
Heart Disease	121	304	182	30	78	114	142	63	498	66	394
Hypertension w/ or w/o Renal	1	4	2		1	4	5	3	8		13
Cerebrovascular Disease	36	85	53	10	15	34	55	8	106	18	98
Atherosclerosis	2	5	11	1	3	6	3	3	6		9
Other Arterial Disease	3	22	7		2	7	4	2	25	3	20
Acute Bronchitis and Bronchiol.											
Pneumonia and Influenza	17	50	22	4	10	15	20	10	43	13	66
Chronic Obstr. Pulmonary Dis.	21	48	22	1	9	14	16	11	69	10	72
Ulcer Of Stomach and Duodenum	1	8	1			3					3
Appendicitis											
Abd. Hernia & Intest. Obstr.	2	5	3	1		2	2	1	6		8
Chronic Liver Dis. and Cirrhosis	6	3	5		1	3	5	1	7	2	12
Cholelithiasis and Gallbladder	1		1	1	1	1		2	1		
Nephritis and Nephrosis		14	6	2	3	3	4	1	24	1	17
Infections of the Kidney							1		1		
Hyperplasia of the Prostate		1							1		
Complications of Pregnancy											
Congenital Anomalies		11	2		2	2	2		3	1	5
Conditions of Perinatal Period	1	10	2		1	3	1		9	1	5
Ill-Defined Conditions	2	7			1		1		5		5
Sudden Infant Death Syndrome		2					1		2		
All Other Diseases	47	163	65	7	28	44	63	20	189	16	136
Accidents and Adverse Effects	23	63	22	6	13	24	26	4	57	6	54
Suicide	6	13	7		2	5	11		19	4	21
Homicide and Legal Intervent.		3							11		5
All Other External Causes	1	1							3		1

(continued)

Cause of Death

Table 14. Deaths by Underlying Cause of Death and County of Residence, 1996

Residence County	Rusk	St. Croix	Sauk	Sawyer	Shawano	Sheboygan	Taylor	Trempealeau	Vernon	Vilas	Walworth
Total, All Causes	182	394	470	202	471	962	169	305	317	258	724
Male	91	203	234	103	225	447	90	153	162	142	369
Female	91	191	236	99	246	515	79	152	155	116	355
Tuberculosis				1							
Septicemia		2	9	1		2		1	2	4	3
Human Immunodeficiency Virus			1			1					
Other Infectious and Parasitic			2	1		2		1	1	1	3
Malignant Neoplasms	38	80	117	58	96	206	33	53	75	60	181
Benign and Uncertain Neoplasms			3	1	1	3	1	1	1	1	3
Diabetes Mellitus	3	13	6	2	12	39	5	13	5	9	20
Nutritional Deficiencies	1	1	1	1	1	2			1	1	2
Anemias		1			1	4		3			5
Meningitis											
Circulatory Diseases	80	155	201	73	224	384	77	145	138	128	311
Heart Disease	60	111	154	55	168	269	64	112	107	97	237
Hypertension w/ or w/o Renal	1	1	2		5	5		2	2	3	
Cerebrovascular Disease	10	29	34	15	42	94	8	29	20	21	62
Atherosclerosis	5	3	1	2	4	5	4	2	4	1	4
Other Arterial Disease	4	11	10	1	5	11	1		5	6	8
Acute Bronchitis and Bronchiol.											
Pneumonia and Influenza	10	23	23	10	12	39	8	13	15	6	26
Chronic Obstr. Pulmonary Dis.	10	20	26	12	29	53	6	18	16	3	34
Ulcer Of Stomach and Duodenum		2		1	2	2			1		2
Appendicitis										1	
Abd. Hernia & Intest. Obstr.		4	1	1		4			1	1	4
Chronic Liver Dis. and Cirrhosis	1	1	5	1	3	15	1	1	1	2	7
Cholelithiasis and Gallbladder			1			2			1	2	
Nephritis and Nephrosis	2	9	8		5	17	5	4	5	1	7
Infections of the Kidney											
Hyperplasia of the Prostate	1										1
Complications of Pregnancy			1								
Congenital Anomalies	1	1	3		1	10	2			1	2
Conditions of Perinatal Period		3	1		1	2			2		2
Ill-Defined Conditions	1	2				3			2	1	1
Sudden Infant Death Syndrome	1	1				1					1
All Other Diseases	19	49	43	26	56	125	24	37	28	23	74
Accidents and Adverse Effects	12	22	13	8	23	38	5	10	18	11	28
Suicide	1	6	4	4	3	8	2	4	4	2	8
Homicide and Legal Intervent.	2		1	1	1	1		1			
All Other External Causes											

(continued)

Cause of Death

Table 14. Deaths by Underlying Cause of Death and County of Residence, 1996

Residence County	Washburn	Washington	Waukesha	Waupaca	Waushara	Winnebago	Wood
Total, All Causes	185	761	2,276	643	227	1,207	703
Male	106	389	1,110	361	126	557	363
Female	79	372	1,166	282	101	650	340
Tuberculosis		1		1			
Septicemia	1	4	19	5	4	9	5
Human Immunodeficiency Virus		1	1			1	
Other Infectious and Parasitic	1	1	10	3	2	2	2
Malignant Neoplasms	43	180	586	126	53	283	145
Benign and Uncertain Neoplasms		2	5	1	1	3	5
Diabetes Mellitus	2	19	51	16	4	21	23
Nutritional Deficiencies		2	2	2		3	3
Anemias		1	4	2		3	
Meningitis							
Circulatory Diseases	84	334	967	279	109	572	306
Heart Disease	64	234	741	201	91	429	223
Hypertension w/ or w/o Renal	1	8	8	4		4	6
Cerebrovascular Disease	16	80	186	58	16	110	56
Atherosclerosis	1	10	6	7		7	8
Other Arterial Disease	2	2	26	9	2	22	13
Acute Bronchitis and Bronchiol.							
Pneumonia and Influenza	5	26	103	37	5	34	24
Chronic Obstr. Pulmonary Dis.	12	19	93	29	6	50	34
Ulcer Of Stomach and Duodenum		3	4	1	2	2	1
Appendicitis			1				
Abd. Hernia & Intest. Obstr.	2	2	4	3	2	6	1
Chronic Liver Dis. and Cirrhosis		10	20	6	2	7	6
Cholelithiasis and Gallbladder	1		1	1			
Nephritis and Nephrosis	2	9	27	6	6	14	4
Infections of the Kidney			2		1		
Hyperplasia of the Prostate			2				
Complications of Pregnancy							
Congenital Anomalies	2	2	12	1		6	5
Conditions of Perinatal Period		4	10			7	
Ill-Defined Conditions		4	8	2	1	2	2
Sudden Infant Death Syndrome		1	4	1			1
All Other Diseases	19	90	231	84	18	134	101
Accidents and Adverse Effects	6	37	66	33	10	36	29
Suicide	3	10	37	3		12	5
Homicide and Legal Intervent.	2		9	2			1
All Other External Causes			1		1		1

Note: For the ICD-9 codes used for cause of death groupings, see Technical Notes, page 55.

Cause of Death

Table 15. Deaths by Specific Underlying Cause, 1996

<u>Cause</u>	<u>Total</u>	<u>Male</u>	<u>Female</u>
TOTAL DEATHS	45,107	22,457	22,650
I. Infectious and Parasitic Diseases (001-139)	671	352	319
Intestinal Infectious Diseases (001-009)	25	10	15
008 Intestinal Infections Due to Other Organisms	21	8	13
009 Ill-Defined Intestinal Infections	4	2	2
Tuberculosis (010-018)	15	4	11
011 Pulmonary Tuberculosis	12	3	9
015 Tuberculosis of Bones and Joints.....	1		1
017 Tuberculosis of Other Organs.....	1		1
018 Miliary Tuberculosis.....	1	1	
Zoonotic Bacterial Diseases (020-027)	1		1
027 Other Zoonotic Bacterial Diseases	1		1
Other Bacterial Diseases (030-041)	342	130	212
031 Mycobacteria.....	5	3	2
035 Erysipelas	1		1
036 Meningococcal Infections	3	1	2
038 Septicemia	324	121	203
040 Other Bacterial Diseases	3	1	2
041 Bacterial Infection Classified Elsewhere and of Unspecified Site.....	6	4	2
Human Immunodeficiency Virus Infection (042-044)	160	140	20
042 Human Immun. with Specified Conditions.....	152	133	19
043 Human Immun. Causing Other Specified Conditions.....	2	1	1
044 Other Human Immun. Virus Infection.....	6	6	
Diseases Attributable to Viruses (045-079)	56	36	20
045 Acute Poliomyelitis.....	1		1
046 Slow Virus Infections of Central Nervous System.....	4	2	2
049 Other Non-Arthropod-Borne Viral Diseases of Cent. Nervous System	2	2	
052 Chickenpox.....	2	2	
053 Herpes Zoster	3		3
054 Herpes Simplex	1	1	
070 Viral Hepatitis	26	17	9
078 Other Diseases Due to Viruses and Chlamydia	5	5	
079 Viral Infection Classified Elsewhere and of Unspecified Site.....	12	7	5
Rickettsioses and Other Arthropod-Borne Diseases (080-088)	1		1
088 Other Arthropod-Borne Diseases.....	1		1
Syphilis and Other Venereal Diseases (090-099)	1		1
094 Neurosyphilis.....	1		1
Mycoses (110-118)	34	17	17
112 Candidiasis	5	2	3
116 Blastomycotic Infection	6	4	2
117 Other Mycoses.....	23	11	12
Helminthiases (120-129)	1	1	
129 Intestinal Parasitism, Unspecified.....	1	1	
Other Infectious and Parasitic Diseases (130-136)	22	9	13
135 Sarcoidosis	10	2	8
136 Other and Unspecified Infectious and Parasitic Diseases	12	7	5
Late Effects of Infectious and Parasitic Diseases (137-139)	13	5	8
137 Late Effects of Tuberculosis	5	1	4

(continued)

Cause of Death

Table 15. Deaths by Specific Underlying Cause, 1996

<u>Cause</u>	<u>Total</u>	<u>Male</u>	<u>Female</u>
138 Late Effects of Tuberculosis	7	4	3
139 Late Effects of Other Infectious and Parasitic Diseases.....	1		1
II. Neoplasms (Cancer) (140-239)	10,634	5,569	5,065
Malignant Neoplasms of Lip, Oral Cavity and Pharynx (140-149)	149	94	55
140 Lip	3	3	
141 Tongue.....	33	19	14
142 Major Salivary Glands	16	9	7
144 Floor of Mouth.....	7	5	2
145 Other and Unspecified Parts of Mouth.....	30	17	13
146 Oropharynx.....	16	10	6
147 Nasopharynx.....	8	6	2
148 Hypopharynx	7	6	1
149 Other and Ill-Defined Sites Within the Lip, Oral Cavity and Pharynx.....	29	19	10
Malignant Neoplasms of Digestive Organs and Peritoneum (150-159)	2,527	1,366	1,161
150 Esophagus.....	247	186	61
151 Stomach.....	226	150	76
152 Small Intestine, Including Duodenum	24	14	10
153 Colon	933	460	473
154 Rectum, Rectosigmoid Junction and Anus	180	95	85
155 Liver and Intrahepatic Bile Ducts	196	123	73
156 Gallbladder and Extrahepatic Bile Ducts	105	46	59
157 Pancreas	564	265	299
158 Retroperitoneum and Peritoneum.....	20	6	14
159 Ill-Defined Sites Within the Digestive Organs and Peritoneum.....	32	21	11
Malignant Neoplasms of Respiratory & Intrathoracic Organs (160-165)	2,694	1,604	1,090
160 Nasal Cavities, Middle Ear and Accessory Sinuses.....	10	5	5
161 Larynx	73	54	19
162 Trachea, Bronchus and Lung	2,590	1,535	1,055
163 Pleura	14	8	6
164 Thymus, Heart and Mediastinum.....	7	2	5
Malignant Neoplasms of Bone, Connective Tissue, Skin and Breast (170-175)	1,103	163	940
170 Bone and Articular Cartilage.....	26	13	13
171 Connective and Other Soft Tissue.....	70	34	36
172 Melanoma of the Skin.....	150	87	63
173 Other Malignant Neoplasm of Skin	34	21	13
174 Female Breast.....	815		815
175 Male Breast	8	8	
Malignant Neoplasms of Genitourinary Organs (179-189)	1,793	1,083	710
179 Uterus, Part Unspecified.....	51		51
180 Cervix Uteri.....	69		69
182 Body of Uterus.....	55		55
183 Ovary and Other Uterine Adnexa	316		316
184 Other and Unspecified Female Genital Organs.....	21	1	20
185 Prostate.....	748	748	
186 Testis	4	4	
187 Penis and Other Male Genital Organs	6	6	
188 Bladder	247	168	79
189 Kidney and Other and Unspecified Urinary Organs	276	156	120

(continued)

Cause of Death

Table 15. Deaths by Specific Underlying Cause, 1996

<u>Cause</u>	<u>Total</u>	<u>Male</u>	<u>Female</u>
Malignant Neoplasms of Other and Unspecified Sites (190-195, 199)	1,043	540	503
190 Eye	3	1	2
191 Brain.....	250	137	113
192 Other and Unspecified Parts of Nervous System	9	6	3
193 Thyroid Gland	22	6	16
194 Other Endocrine Glands and Related Structures.....	12	6	6
195 Other and Ill-Defined Sites.....	75	37	38
199 Neoplasm without Specification of Site	672	347	325
Malignant Neoplasms of Lymphatic and Hematopoietic Tissue (200-208)	1,166	644	522
200 Lymphosarcoma and Reticulosarcoma.....	26	16	10
201 Hodgkin's Disease	33	18	15
202 Other Malignant Neoplasm of Lymphoid and Histiocytic Tissue	466	253	213
203 Multiple Myeloma and Immunoproliferative Neoplasms.....	210	121	89
204 Lymphoid Leukemia	140	77	63
205 Myeloid Leukemia.....	177	98	79
206 Monocytic Leukemia	4		4
207 Other Specified Leukemia	3	3	
208 Leukemia of Unspecified Cell Type.....	107	58	49
Benign Neoplasms (210-229)	30	13	17
211 Benign Neoplasms of Other Parts of Digestive System	5	1	4
212 Benign Neoplasm of Respiratory and Intrathoracic Organs.....	3	1	2
215 Other Benign Neoplasm of Connective and Other Soft Tissue	3	1	2
220 Benign Neoplasm of Ovary	1		1
225 Benign Neoplasm of Brain and Other Parts of Nervous System.....	16	8	8
228 Haemangioma and Lymphangioma, Any Site	2	2	
Neoplasms of Uncertain Behavior and In-situ Neoplasms (233-238)	41	17	24
235 Neoplasm of Uncert. Behavior of Resp. and Dig. Systems.....	2	1	1
237 Neoplasm of Uncert. Behav. of Endocr. Glands and Nervous System.....	5	1	4
238 Neoplasm of Uncert. Behav. of Other and Unspec. Sites and Tissues	34	15	19
Neoplasms of Unspecified Nature (239)	88	45	43
239 Neoplasm of Unspecified Nature	88	45	43
III. Endocrine, Nutritional & Metabolic Dis. and Immunity Disord. (240-279)	1,614	722	892
Disorders of Thyroid Gland (240-246)	20	8	12
242 Thyrotoxicosis with or without Goiter	4	1	3
244 Acquired Hypothyroidism	15	7	8
246 Other Disorders of Thyroid.....	1		1
Diseases of Other Endocrine Glands (250-259)	1,185	541	644
250 Diabetes Mellitus.....	1,170	540	630
251 Other Disorders of Pancreatic Internal Secretion.....	4		4
252 Disorders of Parathyroid Gland	3		3
253 Disorders of the Pituitary Gland and Its Hypothalamic Control.....	2		2
255 Disorders of Adrenal Glands	4	1	3
259 Other Endocrine Disorders	2		2
Nutritional Deficiencies (260-269)	99	33	66
260 Kwashiorkor	1	1	
261 Nutritional Marasmus.....	2		2
263 Other and Unspecified Protein-Calorie Malnutrition.....	91	30	61
266 Deficiency of B-Complex Components.....	1		1

(continued)

Cause of Death

Table 15. Deaths by Specific Underlying Cause, 1996

<u>Cause</u>	<u>Total</u>	<u>Male</u>	<u>Female</u>
269 Other Nutritional Deficiencies.....	4	2	2
Other Metabolic Disorders and Immunity Disorders (270-279)	310	140	170
270 Disorders of Amino-Acid Transport and Metabolism.....	1		1
272 Disorders of Lipoid Metabolism.....	74	43	31
273 Disorders of Plasma Protein Metabolism.....	11	5	6
274 Gout.....	3		3
275 Disorders of Mineral Metabolism.....	8	4	4
276 Disorders of Fluid, Electrolyte and Acid-Base Balance.....	137	48	89
277 Other and Unspecified Disorders of Metabolism.....	29	18	11
278 Obesity and Other Hyperalimentation	34	15	19
279 Disorders Involving the Immune Mechanism.....	13	7	6
IV. Diseases of Blood and Blood-Forming Organs (280-289)	203	98	105
280 Iron Deficiency Anemias	1		1
281 Other Deficiency Anemias.....	9	3	6
282 Hereditary Hemolytic Anemias	7	4	3
283 Acquired Hemolytic Anemias.....	2	2	
284 Aplastic Anemia	29	17	12
285 Other and Unspecified Anemias	37	13	24
286 Coagulation Defects	18	4	14
287 Purpura and Other Hemorrhagic Conditions.....	12	1	11
288 Diseases of White Blood Cells	2		2
289 Other Diseases of Blood and Blood-Forming Organs.....	86	54	32
V. Mental Disorders (290-319)	1,354	473	881
Organic Psychotic Conditions (290-294)	637	188	449
290 Senile and Presenile Organic Psychotic Conditions.....	627	182	445
291 Alcoholic Psychoses	6	4	2
293 Transient Organic Psychotic Conditions.....	1	1	
294 Other Organic Psychotic Conditions (Chronic)	3	1	2
Other Psychoses (295-299)	417	122	295
295 Schizophrenic Psychoses	14	7	7
296 Affective Psychoses.....	4	1	3
298 Other Non-Organic Psychoses.....	399	114	285
Neurotic, Personality and Other Nonpsychotic Mental Disorders (300-316)	289	156	133
300 Neurotic Disorders	3		3
303 Alcohol Dependence Syndrome.....	135	104	31
305 Nondependent Abuse of Drugs	37	22	15
307 Special Symptoms or Syndromes Not Elsewhere Classified.....	8	2	6
308 Acute Reaction To Stress.....	1	1	
310 Specific Nonpsychotic Mental Disorder After Organic Brain Damage	84	18	66
311 Depressive Disorder, Not Elsewhere Classified	21	9	12
Mental Retardation (317-319)	11	7	4
318 Other Specified Mental Retardation	3	1	2
319 Unspecified Mental Retardation	8	6	2
VI. Diseases of the Nervous System and Sense Organs (320-389)	1,279	572	707
Inflammatory Diseases of the Central Nervous System (320-326)	20	13	7
320 Bacterial Meningitis	3	2	1
322 Meningitis of Unspecified Cause	3	2	1
323 Encephalitis, Myelitis and Encephalomyelitis.....	5	1	4

(continued)

Cause of Death

Table 15. Deaths by Specific Underlying Cause, 1996

<u>Cause</u>	<u>Total</u>	<u>Male</u>	<u>Female</u>
324 Intracranial and Intraspinial Abscess.....	4	4	
325 Phlebitis and Thrombophlebitis of Intracranial Venous Sinuses.....	2	2	
326 Late Effects of Intracranial Abscess or Pyogenic Infection.....	3	2	1
Hereditary & Degenerative Diseases of Central Nervous System (330-337)	975	416	559
330 Cerebral Degenerations Usually Manifested in Childhood.....	7	5	2
331 Other Cerebral Degenerations.....	519	192	327
332 Parkinson's Disease.....	307	154	153
333 Other Extrapyrarnidal Disease and Abnormal Movement Disorders.....	26	15	11
334 Spinocerebellar Disease.....	9	6	3
335 Anterior Horn Cell Disease.....	104	44	60
336 Other Diseases of Spinal Cord.....	3		3
Other Disorders of the Central Nervous System (340-349)	213	99	114
340 Multiple Sclerosis.....	75	31	44
341 Other Demyelinating Diseases of Central Nervous System.....	4	3	1
342 Hemiplegia.....	4	3	1
343 Infantile Cerebral Palsy.....	10	6	4
344 Other Paralytic Syndromes.....	24	10	14
345 Epilepsy.....	21	8	13
348 Other Conditions of Brain.....	64	32	32
349 Other and Unspecified Disorders of the Nervous System.....	11	6	5
Disorders of the Peripheral Nervous System (350-359)	71	44	27
352 Disorders of Other Cranial Nerves.....	2		2
356 Hereditary and Idiopathic Peripheral Neuropathy.....	24	17	7
357 Inflammatory and Toxic Neuropathy.....	5	4	1
358 Myoneural Disorders.....	17	6	11
359 Muscular Dystrophies and Other Myopathies.....	23	17	6
VII. Diseases of the Circulatory System (390-459)	19,098	9,283	9,815
Acute Rheumatic Fever (390-392)	2	1	1
391 Rheumatic Fever with Heart Involvement.....	2	1	1
Chronic Rheumatic Heart Disease (393-398)	88	24	64
394 Diseases of Mitral Valve.....	46	9	37
395 Diseases of Aortic Valve.....	1	1	
396 Diseases of Mitral and Aortic Valves.....	14	6	8
397 Diseases of Other Endocardial Structures.....	4	1	3
398 Other Rheumatic Heart Disease.....	23	7	16
Hypertensive Disease (401-404)	690	267	423
401 Essential Hypertension.....	111	39	72
402 Hypertensive Heart Disease.....	418	159	259
403 Hypertensive Renal Disease.....	107	45	62
404 Hypertensive Heart and Renal Disease.....	54	24	30
Ischemic Heart Disease (410-414)	9,416	5,044	4,372
410 Acute Myocardial Infarction.....	4,673	2,639	2,034
411 Other Acute and Subacute Forms of Ischemic Heart Disease.....	11	5	6
412 Old Myocardial Infarction.....	9	6	3
413 Angina Pectoris.....	17	9	8
414 Other Forms of Chronic Ischemic Heart Disease.....	4,706	2,385	2,321
Diseases Of Pulmonary Circulation (415-417)	246	116	130
415 Acute Pulmonary Heart Disease.....	185	88	97

(continued)

Cause of Death

Table 15. Deaths by Specific Underlying Cause, 1996

<u>Cause</u>	<u>Total</u>	<u>Male</u>	<u>Female</u>
416 Chronic Pulmonary Heart Disease.....	58	27	31
417 Other Diseases of Pulmonary Circulation.....	3	1	2
Other Forms of Heart Disease (420-429)	3,967	1,885	2,082
421 Acute and Subacute Endocarditis	11	8	3
422 Acute Myocarditis	7	5	2
423 Other Diseases of Pericardium	9	5	4
424 Other Diseases of Endocardium.....	427	168	259
425 Cardiomyopathy	535	312	223
426 Conduction Disorders	21	10	11
427 Cardiac Dysrhythmias	677	324	353
428 Heart Failure	1,222	509	713
429 Ill-Defined Descriptions and Complications of Heart Disease.....	1,058	544	514
Cerebrovascular Disease (430-438)	3,681	1,448	2,233
430 Subarachnoid Hemorrhage	162	55	107
431 Intracerebral Hemorrhage.....	408	205	203
432 Other and Unspecified Intracranial Hemorrhage	65	37	28
433 Occlusion and Stenosis of Precerebral Arteries	21	10	11
434 Occlusion of Cerebral Arteries	241	104	137
435 Transient Cerebral Ischemia	7	1	6
436 Acute but Ill-Defined Cerebrovascular Disease.....	2,209	809	1,400
437 Other and Ill-Defined Cerebrovascular Disease	274	89	185
438 Late Effects of Cerebrovascular Disease	294	138	156
Diseases of Arteries, Arterioles and Capillaries (440-448)	947	475	472
440 Arteriosclerosis.....	309	120	189
441 Aortic Aneurysm	368	238	130
442 Other Aneurysm	20	10	10
443 Other Peripheral Vascular Disease	159	65	94
444 Arterial Embolism and Thrombosis.....	36	18	18
446 Polyarteritis Nodosa and Allied Conditions.....	25	8	17
447 Other Disorders of Arteries and Arterioles.....	29	15	14
448 Diseases of Capillaries	1	1	
Diseases of Veins, Lymphatics & Other Circulatory System Disease(451-459)	61	23	38
451 Phlebitis and Thrombophlebitis	15	4	11
452 Portal Vein Thrombosis.....	1	1	
453 Other Venous Embolism and Thrombosis.....	5		5
454 Varicose Veins of Lower Extremities	4	1	3
456 Varicose Veins of Other Sites.....	4	2	2
457 Noninfective Disorders of Lymphatic Channels	2	1	1
458 Hypotension.....	5	4	1
459 Other Disorders of Circulatory System.....	25	10	15
VIII. Diseases of the Respiratory System (460-519)	4,375	2,187	2,188
Acute Respiratory Infections (460-466)	12	5	7
465 Acute Upper Resp. Infections of Multiple or Unspecified Sites.....	4	2	2
466 Acute Bronchitis and Bronchiolitis	8	3	5
Other Diseases of Upper Respiratory Tract (470-478)	5	4	1
473 Chronic Sinusitis.....	2	2	
475 Peritonsillar Abscess	1	1	
478 Other Diseases of Upper Respiratory Tract	2	1	1

(continued)

Cause of Death

Table 15. Deaths by Specific Underlying Cause, 1996

<u>Cause</u>	<u>Total</u>	<u>Male</u>	<u>Female</u>
Pneumonia and Influenza (480-487)	1,753	779	974
480 Viral Pneumonia.....	9	6	3
481 Pneumococcal Pneumonia.....	19	13	6
482 Other Bacterial Pneumonia.....	34	17	17
485 Bronchopneumonia, Organism Unspecified.....	89	41	48
486 Pneumonia, Organism Unspecified.....	1,567	689	878
487 Influenza.....	35	13	22
Chronic Obstructive Pulmonary Disease and Allied Conditions (490-496)	2,001	1,088	913
490 Bronchitis, Not Specified as Acute or Chronic.....	11	7	4
491 Chronic Bronchitis.....	44	23	21
492 Emphysema.....	355	194	161
493 Asthma.....	125	58	67
494 Bronchiectasis.....	20	8	12
495 Extrinsic Allergic Alveolitis.....	5	3	2
496 Chronic Airways Obstruction, Not Elsewhere Classified.....	1,441	795	646
Pneumoconioses and Other Lung Diseases Due to External Agents (500-508)	254	131	123
501 Asbestosis.....	2	2	
502 Pneumoconiosis Due to Other Silica or Silicates.....	4	4	
507 Pneumonitis Due to Solids and Liquids.....	248	125	123
Other Diseases of Respiratory System (510-519)	350	180	170
510 Empyema.....	4	4	
511 Pleurisy.....	16	8	8
512 Pneumothorax.....	2	1	1
513 Abscess of Lung and Mediastinum.....	6	5	1
514 Pulmonary Congestion and Hypostasis.....	13	5	8
515 Postinflammatory Pulmonary Fibrosis.....	164	88	76
516 Other Alveolar and Parietoalveolar Pneumopathy.....	18	8	10
518 Other Diseases of Lung.....	105	49	56
519 Other Diseases of Respiratory System.....	22	12	10
IX. Diseases of the Digestive System (520-579)	1,469	673	796
Diseases of Oral Cavity, Salivary Glands and Jaws (520-529)	1		1
527 Diseases of the Salivary Glands.....	1		1
Diseases of Esophagus, Stomach and Duodenum (530-537)	155	74	81
530 Diseases of Esophagus.....	48	24	24
531 Gastric Ulcer.....	28	12	16
532 Duodenal Ulcer.....	23	14	9
533 Peptic Ulcer, Site Unspecified.....	33	15	18
534 Gastrojejunal Ulcer.....	2	1	1
535 Gastritis and Duodenitis.....	9	4	5
536 Disorders of Function of Stomach.....	2		2
537 Other Disorders of Stomach and Duodenum.....	10	4	6
Appendicitis (540-543)	7	7	
540 Acute Appendicitis.....	7	7	
Hernia of Abdominal Cavity (550-553)	28	13	15
550 Inguinal Hernia.....	5	5	
551 Other Hernia of Abdominal Cavity, with Gangrene.....	4	1	3
552 Other Abdom. Cav. Hernia, w/ Obstruction w/o Mention of Gangrene.....	10	4	6
553 Other Abdom. Cav. Herina, w/o Mention of Obstruction or Gangrene.....	9	3	6

(continued)

Cause of Death

Table 15. Deaths by Specific Underlying Cause, 1996

<u>Cause</u>	<u>Total</u>	<u>Male</u>	<u>Female</u>
Noninfective Enteritis and Colitis (555-558)	198	63	135
555 Regional Enteritis	8	2	6
556 Idiopathic Proctocolitis	11	8	3
557 Vascular Insufficiency of Intestine.....	152	45	107
558 Other Noninfective Gastroenteritis and Colitis.....	27	8	19
Other Diseases of Intestines and Peritoneum (560-569)	282	109	173
560 Intestinal Obstruction without Mention of Hernia	118	47	71
562 Diverticula of Intestine	59	19	40
564 Functional Digestive Disorders, Not Elsewhere Classified.....	9	2	7
565 Anal Fissure and Fistula	1		1
567 Peritonitis	41	20	21
568 Other Disorders of Peritoneum	6	1	5
569 Other Disorders of Intestine.....	48	20	28
Other Diseases of Digestive System (570-579)	798	407	391
570 Acute and Subacute Necrosis of Liver.....	7	3	4
571 Chronic Liver Disease and Cirrhosis	359	214	145
572 Liver Abscess and Sequelae of Chronic Liver Disease.....	68	37	31
573 Other Disorders of Liver.....	35	16	19
574 Cholelithiasis	26	6	20
575 Other Disorders of Gallbladder	30	13	17
576 Other Disorders of Biliary Tract.....	25	13	12
577 Diseases of Pancreas	58	25	33
578 Gastrointestinal Hemorrhage	185	78	107
579 Intestinal Malabsorption.....	5	2	3
X. Diseases of the Genitourinary System (580-629)	876	360	516
Nephritis, Nephrotic Syndrome and Nephrosis (580-589)	504	229	275
580 Acute Glomerulonephritis.....	2	1	1
581 Nephrotic Syndrome	7	2	5
582 Chronic Glomerulonephritis.....	14	4	10
583 Nephritis and Nephropathy, Not Specified as Acute or Chronic.....	9	4	5
584 Acute Renal Failure.....	82	42	40
585 Chronic Renal Failure.....	104	41	63
586 Renal Failure, Unspecified	284	133	151
587 Renal Sclerosis, Unspecified	1	1	
588 Disorders Resulting from Impaired Renal Function.....	1	1	
Other Diseases of Urinary System (590-599)	346	112	234
590 Infections of Kidney	16	4	12
591 Hydronephrosis.....	2		2
592 Calculus of Kidney and Ureter	5	1	4
593 Other Disorders of Kidney and Ureter.....	58	24	34
595 Cystitis.....	1		1
598 Urethral Stricture.....	1	1	
599 Other Disorders of Urethra and Urinary Tract.....	263	82	181
Diseases of Male Genital Organs (600-608)	19	19	
600 Hyperplasia of Prostate.....	11	11	
601 Inflammatory Diseases of Prostate	2	2	
602 Other Disorders of Prostate	2	2	
607 Disorders of Penis.....	1	1	

(continued)

Cause of Death

Table 15. Deaths by Specific Underlying Cause, 1996

<u>Cause</u>	<u>Total</u>	<u>Male</u>	<u>Female</u>
608 Other Disorders of Male Genital Organs.....	3	3	
Inflammatory Disease of Female Pelvic Organs (614-616)	3		3
614 Inflam. Dis. of Ovary, Fallop. Tube, Pelvic Cell Tiss. and Peritoneum	2		2
616 Inflammatory Diseases of Cervix, Vagina, and Vulva.....	1		1
Other Disorders of Female Genital Tract (617-629)	4		4
619 Fistulae Involving Female Genital Tract.....	2		2
620 Noninflammatory Disorders of Ovary, Fallopian Tube and Broad Ligament	1		1
623 Noninflammatory Disorders of Vagina.....	1		1
XI. Complications of Pregnancy, Childbirth and the Puerperium (630-676)	3		3
Complications Occurring Mainly in the Course of Labor & Deliv. (660-669)	1		1
669 Other Complications of Labor and Delivery, Not Elsewhere Classified.....	1		1
Complications of the Puerperium (670-676)	2		2
670 Major Puerperal Infection.....	1		1
673 Obstetrical Pulmonary Embolism	1		1
XII. Diseases of the Skin and Subcutaneous Tissue (680-709)	44	16	28
Infections of Skin and Subcutaneous Tissue (680-686)	18	10	8
682 Other Cellulitis and Abscess.....	13	7	6
686 Other Local Infections of Skin and Subcutaneous Tissue	5	3	2
Other Inflammatory Conditions of Skin and Subcutaneous Tissue (690-698)	5	2	3
694 Bullous Dermatoses.....	2		2
695 Erythematous Conditions.....	3	2	1
Other Diseases of Skin and Subcutaneous Tissue (700-709)	21	4	17
707 Chronic Ulcer of Skin	21	4	17
XIII. Diseases of the Musculoskeletal System and Conn. Tissue (710-739)	173	40	133
Arthropathies and Related Disorders (710-719)	105	22	83
710 Diffuse Diseases of Connective Tissue.....	43	5	38
711 Arthropathy Associated with Infections.....	2	2	
714 Rheumatoid Arthritis and Other Inflammatory Polyarthropathies.....	41	9	32
715 Osteoarthritis and Allied Disorders.....	14	3	11
716 Other and Unspecified Arthropathies.....	4	2	2
718 Other Derangement of Joint.....	1	1	
Dorsopathies (720-724)	6	4	2
720 Ankylosing Spondylitis and Other Inflammatory Spondylopathies	2	2	
721 Spondylosis and Allied Disorders.....	1	1	
724 Other and Unspecified Disorders of Back.....	3	1	2
Rheumatism, Excluding the Back (725-729)	10	4	6
726 Peripheral Enthesopathies and Allied Syndromes.....	1		1
728 Disorders of Muscle, Ligament and Fascia.....	5	3	2
729 Other Disorders of Soft Tissues.....	4	1	3
Osteopathies, Chondropathies & Acquired Musculoskel. Deform. (730-739)	52	10	42
730 Osteomyelitis, Periostitis and Other Infections Involving Bone.....	13	6	7
731 Osteitis Deformans and Osteopathies Assoc. w/ Other Disorders	1		1
733 Other Disorders of Bone and Cartilage.....	30	3	27
737 Curvature of Spine.....	7	1	6
738 Other Acquired Deformity	1		1
XIV. Congenital Anomalies (740-759)	210	116	94
740 Anencephalus and Similar Anomalies.....	7	2	5
		(continued)	
741 Spina Bifida.....	2	1	1

Cause of Death

Table 15. Deaths by Specific Underlying Cause, 1996

<u>Cause</u>	<u>Total</u>	<u>Male</u>	<u>Female</u>
742 Other Congenital Anomalies of Nervous System.....	29	18	11
745 Bulbus Cordis and Cardiac Septal Closure Anomalies	17	8	9
746 Other Congenital Anomalies of Heart.....	47	26	21
747 Other Congenital Anomalies of Circulatory System	19	12	7
748 Congenital Anomalies of Respiratory System.....	17	6	11
750 Other Congenital Anomalies of Upper Alimentary Tract.....	2	1	1
751 Other Congenital Anomalies of Digestive System	4	3	1
753 Congenital Anomalies of Urinary System.....	16	11	5
756 Other Congenital Musculoskeletal Anomalies	8	1	7
757 Congenital Anomalies of the Integument	1		1
758 Chromosomal Anomalies.....	26	15	11
759 Other and Unspecified Congenital Anomalies	15	12	3
XV. Certain Conditions Originating in the Perinatal Period (760-779)	218	118	100
760 Fetus/Newborn Affected by Possible Unrelated Mat. Cond. of Preg.....	4	4	
761 Fetus/Newborn Affected by Maternal Complications of Pregnancy	25	6	19
762 Fetus/Newborn Affected by Comps. of Placenta, Cord and Membranes	11	5	6
765 Disorders Relating to Short Gestation and Unspec. Low Birthweight	92	54	38
767 Birth Trauma	2	2	
768 Intrauterine Hypoxia and Birth Asphyxia	11	5	6
769 Respiratory Distress Syndrome.....	23	16	7
770 Other Respiratory Conditions of Fetus and Newborn	20	9	11
771 Infections Specific to the Perinatal Period	10	7	3
773 Haemolytic Disease Due to Other and Unspecified Immunization	2	1	1
775 Endocrine/Metabolic Disturbances Specific to Fetus/Newborn.....	2	2	
777 Perinatal Disorders of Digestive System.....	6	2	4
778 Conds. Involving Integument and Temperature Reg. of Fetus/Newborn.....	3	2	1
779 Other and Ill-Defined Conditions Originating in Perinatal Period	7	3	4
XVI. Symptoms, Signs and Ill-Defined Conditions (780-799)	177	93	84
Symptoms (780-789)	55	23	32
780 General Symptoms.....	15	11	4
781 Symptoms Involving Nervous and Musculoskeletal Systems.....	2	1	1
783 Symptoms Involving Nutrition, Metabolism and Development.....	4		4
784 Aphasia.....	1	1	
785 Symptoms Involving Cardiovascular System.....	21	8	13
786 Symptoms Involving Respiratory System and Other Chest Symptoms.....	7	2	5
787 Symptoms Involving Digestive System.....	1		1
789 Other Symptoms Involving Abdomen and Pelvis	4		4
Ill-Defined and Unknown Causes of Morbidity and Mortality (797-799)	122	70	52
797 Senility without Mention of Psychosis.....	2		2
798 Sudden Death, Cause Unknown.....	73	44	29
799 Other Ill-Defined and Unknown Causes of Morbidity and Mortality.....	47	26	21
XVII. Supplementary Class. of Ext. Causes of Injury & Poisoning (800-999)	2,709	1,785	924
Railway Accidents (800-807)	4	4	
805 Hit by Rolling Stock	4	4	
Motor Vehicle Traffic Accidents (810-819)	758	463	295
810 Motor Vehicle Traffic Accident Involving Collision with Train	6	4	2
812 Other Motor Vehicle Traffic Acc. Involv. Collis. w/Motor Vehicle	388	210	178
			(continued)
813 Motor Vehicle Traffic Accident Involv. Collision w/Other Vehicle	12	9	3

Cause of Death

Table 15. Deaths by Specific Underlying Cause, 1996

<u>Cause</u>	<u>Total</u>	<u>Male</u>	<u>Female</u>
814 Motor Vehicle Traffic Accident Involving Collision w/Pedestrian	56	36	20
815 Other Motor Vehicle Traffic Acc. Involving Collision on Highway	83	72	11
816 Motor Vehic. Traffic Acc. Due to Control Loss w/o Highway Coll.....	132	87	45
818 Other Non-Collision Motor Vehicle Traffic Accident	20	11	9
819 Motor Vehicle Traffic Accident of Unspecified Nature	61	34	27
Motor Vehicle Nontraffic Accidents (820-825)	44	37	7
820 Nontraffic Accident Involving Motor-Driven Snow Vehicle	15	11	4
821 Nontraffic Accident Involving Other Off-Road Motor Vehicle	10	9	1
822 Other Motor Vehicle Nontraf. Acc. Involv. Coll. w/ Moving Object.....	8	8	
823 Other Motor Vehic. Nontraf. Acc. Invol. Coll. w/ Stationary Obj.	2	2	
825 Other Motor Vehic. Nontraf. Acc. of Other and Unspec. Nature.....	9	7	2
Other Road Vehicle Accidents (826-829)	3	2	1
826 Pedal Cycle Accident.....	3	2	1
Water Transport Accidents (830-838)	10	10	
830 Accident to Watercraft Causing Submersion	2	2	
831 Accident to Watercraft Causing Other Injury	1	1	
832 Other Accidental Submersion or Drowning in Water Transport Accident.....	7	7	
Air and Space Transport Accidents (840-845)	8	5	3
841 Accident to Powered Aircraft, Other and Unspecified	6	5	1
844 Other Specified Air Transport Accidents.....	2		2
Accidental Poisoning by Drugs, Medicaments and Biologicals (850-858)	57	36	21
850 Accidental Poisoning by Analgesics, Antipyretic and Antirheumatics.....	15	10	5
853 Accidental Poisoning by Tranquilizers	4	3	1
854 Accidental Poisoning by Other Psychotropic Agents.....	3	3	
855 Acc. Poison. by Other Drugs Acting on Cent. and Autonomic Nerv. Sys.....	16	11	5
858 Accidental Poisoning by Other Drugs.....	19	9	10
Accidental Poisoning by Other Solids, Liquids, Gases or Vapors (860-869)	32	25	7
860 Accidental Poisoning by Alcohol, Not Elsewhere Classified.....	8	6	2
866 Accidental Pois. by Other or Unspec. Solid or Liquid Substances.....	1		1
867 Accidental Poisoning by Gas Distributed by Pipeline.....	1	1	
868 Accidental Poisoning by Other Utility Gas and Other Carbon Monoxide.....	21	17	4
869 Accidental Poisoning by Other Gases and Vapors.....	1	1	
Misadventures to Patients During Surgical and Medical Care (870-876)	22	9	13
870 Accidental Cut, Puncture, Perforation During Medical Care	14	4	10
873 Failure in Dosage.....	1		1
874 Mechanical Failure of Instrument or Apparatus During Procedure.....	1		1
876 Other and Unspecified Misadventures During Medical Care.....	6	5	1
Surg/Med Proc. Causing Abn. React./Comp. w/o Ment. of Misad. (878-879)	32	14	18
878 Surg. Ops. and Procs. Causing Abn. React. or Later Complication.	25	14	11
879 Other Procedures as Cause of Abn. React. or Later Complication.....	7		7
Accidental Falls (880-888)	496	234	262
880 Fall on or from Stairs or Steps	55	33	22
881 Fall on or from Ladders or Scaffolding	9	8	1
882 Fall from or Out of Building or Other Structure	9	8	1
884 Other Fall from One Level to Another.....	54	25	29
885 Fall on Same Level from Slipping, Tripping or Stumbling.....	29	14	15
886 Fall on Same Level from Collision, Pushing by Another Person.....	1		1
		(continued)	
887 Fracture, Cause Unspecified	17	6	11

Cause of Death

Table 15. Deaths by Specific Underlying Cause, 1996

<u>Cause</u>	<u>Total</u>	<u>Male</u>	<u>Female</u>
888 Other and Unspecified Fall.....	322	140	182
Accidents Caused by Fire and Flames (890-899)	65	34	31
890 Conflagration in Private Dwelling.....	56	30	26
892 Conflagration Not in Building or Structure.....	2	2	
893 Accident Caused by Ignition of Clothing.....	2		2
895 Accident Caused by Controlled Fire in Private Dwelling.....	1	1	
898 Accident Caused by Other Specified Fire and Flames.....	1	1	
899 Accident Caused by Unspecified Fire.....	3		3
Accidents Due to Natural and Environmental Factors (900-909)	47	23	24
900 Excessive Heat.....	4	3	1
901 Excessive Cold.....	19	10	9
902 High and Low Pressure and Changes in Air Pressure.....	1		1
904 Hunger, Thirst, Exposure, Neglect.....	11	2	9
905 Venomous Animals and Plants Causing Poisoning and Toxic Reactions.....	2		2
906 Other Injury Caused by Animals.....	6	6	
908 Cataclysmic Storms, and Floods Resulting from Storms.....	4	2	2
Accidents Caused by Submersion, Suffocation, & Foreign Bodies (910-915)	137	85	52
910 Accidental Drowning and Submersion.....	48	31	17
911 Food Inhalation and Ingestion Causing Resp. Tract Obs./Suffocation.....	29	16	13
912 Other Object Inhal./Ingestion Causing Resp. Tract Obs./Suffocation.....	31	17	14
913 Accidental Mechanical Suffocation.....	29	21	8
Other Accidents (916-928)	99	90	9
916 Struck Accidentally by Falling Object.....	11	11	
917 Striking Against or Struck Accidentally by Objects or Persons.....	4	3	1
919 Accident Caused by Machinery.....	36	34	2
922 Accident Caused by Firearm Missile.....	15	15	
923 Accident Caused by Explosive Material.....	1	1	
924 Acc. Caused by Hot, Caustic or Corrosive Material and Steam.....	3	3	
925 Accident Caused by Electric Current.....	8	8	
928 Other and Unspecified Environmental and Accidental Causes.....	21	15	6
Late Effects of Accidental Injury (929)	30	23	7
929 Late Effects of Accidental Injury.....	30	23	7
Drugs, Meds. and Bio. Substan. Causing Adverse Eff. in Therapy (930-949)	4	3	1
939 Psychotropic Agents.....	1	1	
947 Other and Unspecified Drugs and Medicaments.....	3	2	1
Suicide and Self-Inflicted Injury (950-959)	599	498	101
950 Suicide and Self-Inflicted Poisoning by Solid or Liquid Substances.....	51	26	25
952 Suicide and Self-Inflicted Poisoning by Other Gases and Vapors.....	60	47	13
953 Suicide/Self-Inflicted Injury by Hanging, Strangulation and Suffocation.....	111	87	24
954 Suicide and Self-Inflicted Injury by Submersion (Drowning).....	7	6	1
955 Suicide and Self-Inflicted Injury by Firearms and Explosives.....	341	309	32
956 Suicide and Self-Inflicted Injury by Cutting, Piercing Instruments.....	7	5	2
957 Suicide and Self-Inflicted Injury by Jumping from High Place.....	13	11	2
958 Suicide and Self-Inflicted Injury by Other and Unspecified Means.....	8	6	2
959 Late Effects of Self-Inflicted Injury.....	1	1	
Homicide and Injury Purposely Inflicted by Other Persons (960-969)	211	156	55
960 Fight, Brawl, Rape.....	1	1	
			(continued)
962 Assault by Poisoning.....	1		1

Cause of Death

Table 15. Deaths by Specific Underlying Cause, 1996

<u>Cause</u>	<u>Total</u>	<u>Male</u>	<u>Female</u>
963 Assault by Hanging and Strangulation.....	7	2	5
965 Assault by Firearms and Explosives.....	139	110	29
966 Assault by Cutting and Piercing Instrument.....	24	18	6
967 Child Battering and Other Maltreatment	4	2	2
968 Assault by Other and Unspecified Means.....	32	20	12
969 Late Effects of Injury Purposely Inflicted by Other Person.....	3	3	
Legal Intervention (970-978)	3	3	
970 Injury Due to Legal Intervention by Firearms.....	3	3	
Injury Undetermined Whether Accidentally or Purposely Inflicted (980-989)	48	31	17
980 Poisoning by Solid or Liquid Substances.....	23	11	12
982 Poisoning by Other Gases.....	4	3	1
983 Hanging, Strangulation or Suffocation.....	4	1	3
984 Submersion (Drowning)	2	2	
985 Injury by Firearms and Explosives	3	3	
987 Falling from High Place.....	1	1	
988 Injury by Other and Unspecified Means	11	10	1

Note: Underlying cause of death is the disease or injury that initiated events resulting in death.

Reporting Requirements:

As specified in Wisconsin State Statutes, Chapter 69, the following is a brief outline of the sequence of events which take place when a death occurs in Wisconsin:

Within 24 hours after being notified of a death, the filing party (usually a funeral director) must present a certificate of death to the physician or medical examiner responsible for completing and signing the medical certification.

The medical certifier has six days after pronouncement of death to return the certificate of death back to the filing party.

Within two days after receipt of the medical certification, the filing party must present the death certificate to the registration district (local Register of Deeds or City Health Office). There should be no more than nine calendar days total from date of death until filing at a local office.

The local Register of Deeds or City Health Office must transmit the death certificate to the State Registrar within ten working days (not including weekends) after its receipt from the filing party.

State statute allows up to 21 days from the date of death until notification of the State Registrar.

Death Certificate:

A copy of a sample death certificate form can be found on page 56.

International Classification of Disease (ICD-9) Codes:

The International Classification of Disease (ICD-9) codes used for groupings in Table 5 are:

- Infectious and Parasitic Diseases (001-139)
- Malignant Neoplasms (Cancer) (140-208)
- Diabetes Mellitus (250)
- Nutritional Deficiencies (260-269)
- Blood and Blood-Forming Organs, Diseases of (280-289)
- Mental Disorders (290-319)
- Nervous System and Sense Organs, Diseases of (320-389)
- Hypertension (401-405)
- Ischemic Heart Disease (410-414)
- Other Heart Disease (420-429)
- Cerebrovascular Disease (Stroke) (430-438)
- Atherosclerosis (440)
- Other Circulatory Diseases (390-398, 415-417, 441-448, 451-459)
- Pneumonia and Influenza (480-487)
- Chronic Obstructive Pulmonary Disease (490-496)
- Ulcer of Stomach and Duodenum (531-534)

Chronic Liver Disease and Cirrhosis (571)
Nephritis and Nephrosis (580-589)
Musculoskeletal and Connective Tissue (710-739)
Congenital Anomalies (740-759)
Perinatal Conditions (760-779)
Motor Vehicle-Related (E810-E825)
Other Unintentional (E800-E809, E826-E947)
Suicide (E950-E959)
Homicide (E960-E969)
All Other (All Other Codes)

The International Classification of Disease (ICD-9) codes used for groupings in Tables 6, 7, 8, 11, 12 and 13 are:

Infectious and Parasitic Diseases (001-139)
Malignant Neoplasms (Cancer) (140-208)
Benign and Uncertain Neoplasms (210-239)
Diabetes Mellitus (250)
Nutritional Deficiencies (260-269)
Anemias (280-285)
Meningitis (320-322)
Heart Disease (391-398, 402, 404-429)
Hypertension With or Without Renal (401-401, 403)
Cerebrovascular Disease (Stroke) (430-438)
Atherosclerosis and Other Arterial Diseases (440-448)
Acute Bronchitis and Bronchiolitis (466)
Pneumonia and Influenza (480-487)
Chronic Obstructive Pulmonary (490-496)
Ulcer of Stomach and Duodenum (531-533)
Appendicitis (540-543)
Abd. Hernia and Intestinal Obstruction (560)
Chronic Liver Disease and Cirrhosis (571)
Cholelithiasis and Gallbladder (574-575)
Nephritis and Nephrosis (580-589)
Infections of the Kidney (590)
Hyperplasia of the Prostate (600)
Complications of Pregnancy (630-676)
Congenital Anomalies (740-759)
Conditions of Perinatal Period (760-779)
Sudden Infant Death Syndrome (798.0)
Injury, Unintentional (E800-E949)
Suicide (E950-E959)
Homicide and Legal Intervention (E960-E978)
Injury, Intent Not Determined (E980-E989)
All Other (All Other Codes)

Technical Notes

The International Classification of Disease (ICD-9) codes used for groupings in Tables 9, 10 and 14 are:

- Tuberculosis (010-018)
- Septicemia (038)
- Human Immunodeficiency Virus (042-044)
- Other Infectious and Parasitic (001-009, 020-037, 039-041, 045-139)
- Malignant Neoplasms (Cancer) (140-208)
- Benign and Uncertain Neoplasms (210-239)
- Diabetes Mellitus (250)
- Nutritional Deficiencies (260-269)
- Anemias (280-285)
- Meningitis (320-322)
- Circulatory Diseases (391-448)
 - Heart Disease (391-398, 402, 404-429)
 - Hypertension with or without Renal (401, 403)
 - Cerebrovascular Disease (Stroke) (430-438)
 - Atherosclerosis (440)
 - Other Arterial Disease (441-448)
- Acute Bronchitis and Bronchiolitis (466)
- Pneumonia and Influenza (480-487)
- Chronic Obstructive Pulmonary (490-496)
- Ulcer of Stomach and Duodenum (531-533)
- Appendicitis (540-543)
- Abdominal Hernia and Intestinal Obstruction (550-553, 560)
- Chronic Liver Disease and Cirrhosis (571)
- Cholelithiasis and Gallbladder (574-575)
- Nephritis and Nephrosis (580-589)
- Infections of the Kidney (590)
- Hyperplasia of the Prostate (600)
- Complications of Pregnancy (630-676)
- Congenital Anomalies (740-759)
- Conditions of the Perinatal Period (760-779)
- Ill-Defined Conditions (780-799)
 - Sudden Infant Death Syndrome (798.0)
- All Other Diseases (All Other)
- Accidents and Adverse Effects (E800-E949)
 - Motor Vehicle Accidents (E810-E825) - TABLE 9 ONLY
 - Suicide (E950-E959)
 - Homicide and Legal Intervention (E960-E978)
 - All Other External Causes (E980-E999)

