



CBRF department- approved training program

1st Year

3/31/2011

Topics

- 4th Quarter & 1st year Data and Scatter Maps
- Quality Assurance
- Fee Processing Reductions

Data & Scatter Maps



Total Approved Instructor Numbers and % Increase since 3rd Quarter

• First Aid and Choking:	294	(5%)
• Fire Safety:	188	(6%)
• Medication Administration:	327	(9%)
• Standard Precautions:	<u>497</u>	(7%)
Total	1,351	(8%)

Breakdown of Instructor Method of Qualification: (Application Part III – Option used)

First Aid and Choking	Instructors
1) ARC Instructor	310

Fire Safety	Instructors
1) Certified Fire Fighter	45
2) Tech College Instructor	9
3) TtTrainer Class	116
4) Class, work exp. & Consultant	16

Medication Administration	Instructors
1) Licensed (MD, RN, RPh, etc)	328
2) Tech College Instructor	3
3) TtTrainer Class & Consultant	25

Standard Precautions	Instructors
1) Licensed (MD, RN, LPN, etc)	323
2) EMT	14
3) Tech College Instructor	1
4) ARC Instructor	68
5) TtTrainer Class	8
6) Class, work exp. & Consultant	83

Total Number of Classes held and Participants

Class Topic	Classes 1/1/2011 to 3/31/2011	Total # classes	Participants 1/1/2011 to 3/31/2011	Total Participants/Topic
First Aid and Choking:	367	1,373	1,938	7,478
Fire Safety:	335	1,184	2,239	8,378
Medication Administration:	376	1,293	1,915	7,048
Standard Precautions:	707	6,461	2077	7,963
Totals (1st year)		10,311		30,867

Train the Trainer Programs (TtT)

	1 st Quarter	2 nd Quarter	3 rd Quarter	4 th Quarter
Standard Precautions	2	2	2	3
Fire Safety	0	0	2	3
Medication Administration	0	2	2	2

Quality Assurance



Qualtrics participant evaluations (1st year through 3/31/2011)

Topic	Evaluations March to June 2010	Evaluations July to September 2010	Evaluations October to Dec. 2010	Evaluations Jan. to March 2011	Total Evaluations per Topic
Fire Safety	164	188	176	173	702
Medication Administration	184	209	212	188	805
Standard Precautions	246	228	200	218	896

Note – 2,403 total evaluations during the first year

% of Total Evaluations to # Total Participants

Class Topic		% of Participant Evaluations
Fire Safety		8.4%
Medication		11.4%
Standard Precaution		11.2%
Total		10.3%

On-line Complaints

# Rec. 1 st Q	# Rec. 2 nd Q	# Rec. 3 rd Q	# Rec. 4 th Q	# Rec. 1 st year
0	0	0	0	0

Instructor Certifications

# Revoked Instructors 1 st Quarter	# Revoked Instructors 2 nd Quarter	# Revoked Instructors 3 rd Quarter	# Revoked Instructors 4 th Quarter	# Revoked Instructors 1 st year Total
1	0	15	4	20

Expand trainers in under represented areas

- Compare UW Oshkosh maps to DHS scatter maps
<http://www.dhs.wisconsin.gov/bqaconsumer/AssistedLiving/factymap.htm>

- Contact UW Oshkosh to become an approved instructor or if approved already, contact UW Oshkosh to expand training area.

<http://www.uwosh.edu/ccdet/CBRF/>

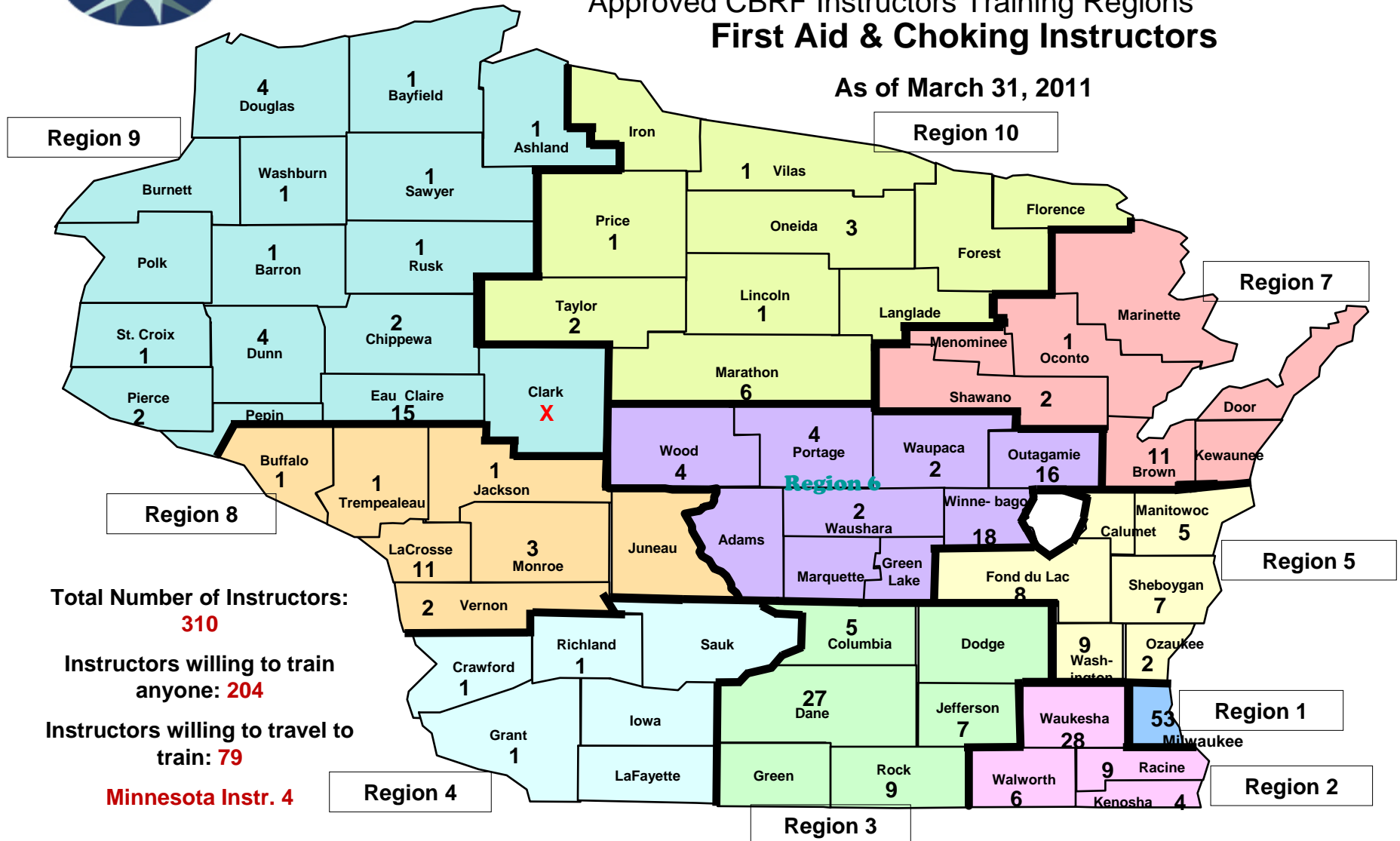
- Use DHS Directory to solicit CBRFs who may need training (create labels from Excel spreadsheets)

<http://www.dhs.wisconsin.gov/bqaconsumer/AssistedLiving/AsLivDirs.htm>



Wisconsin Department of Health Services Approved CBRF Instructors Training Regions First Aid & Choking Instructors

As of March 31, 2011



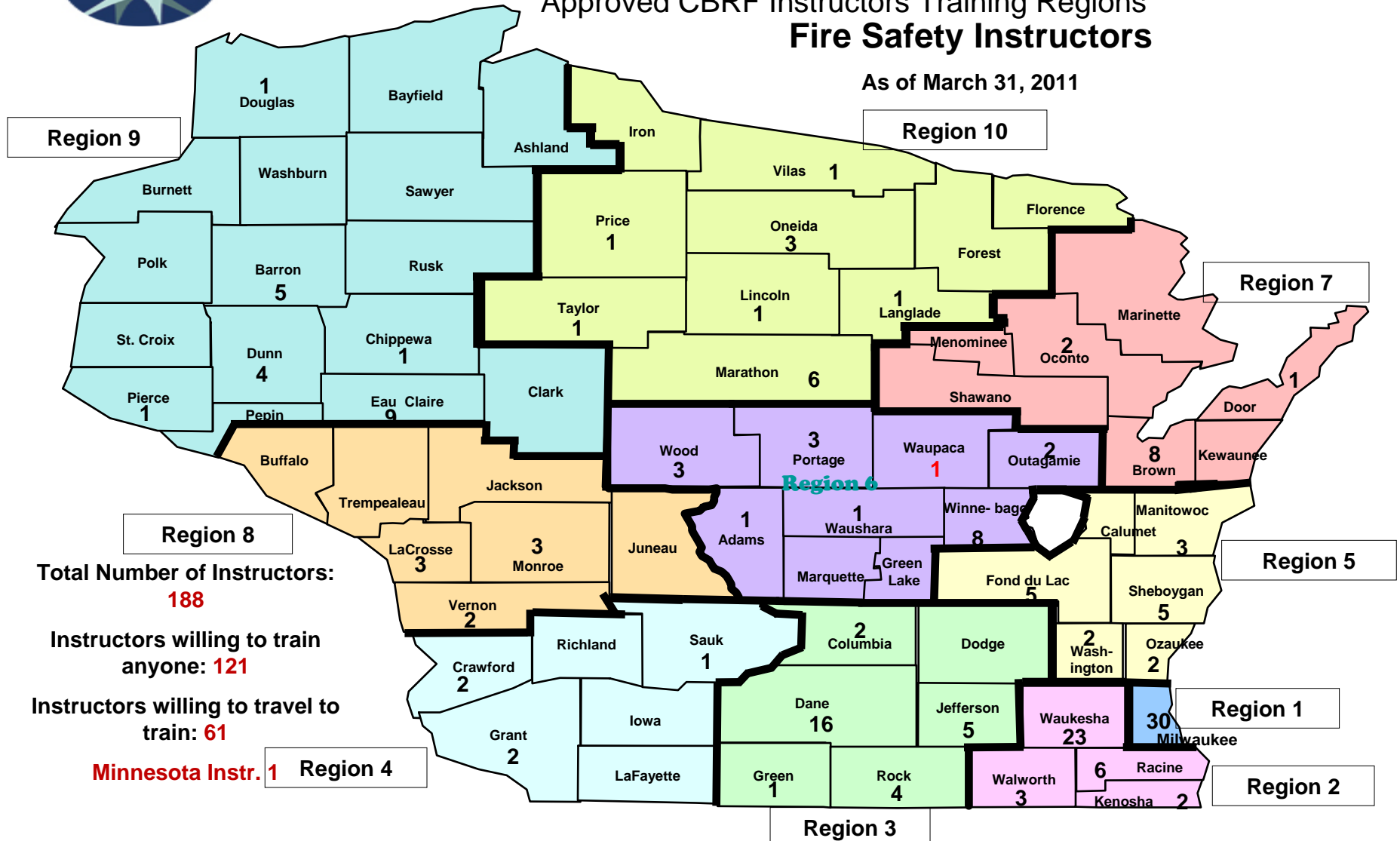
Region 1: 53 Region 3: 45 Region 5: 31 Region 7: 14 Region 9: 34

Region 2: 47 Region 4: 3 Region 6: 46 Region 8: 19 Region 10: 14



Wisconsin Department of Health Services Approved CBRF Instructors Training Regions Fire Safety Instructors

As of March 31, 2011



Total Number of Instructors:

188

Instructors willing to train anyone: **121**

Instructors willing to travel to train: **61**

Minnesota Instr. **1** Region 4

Region 1: **30** Region 3: **28** Region 5: **17** Region 7: **11** Region 9: **21**

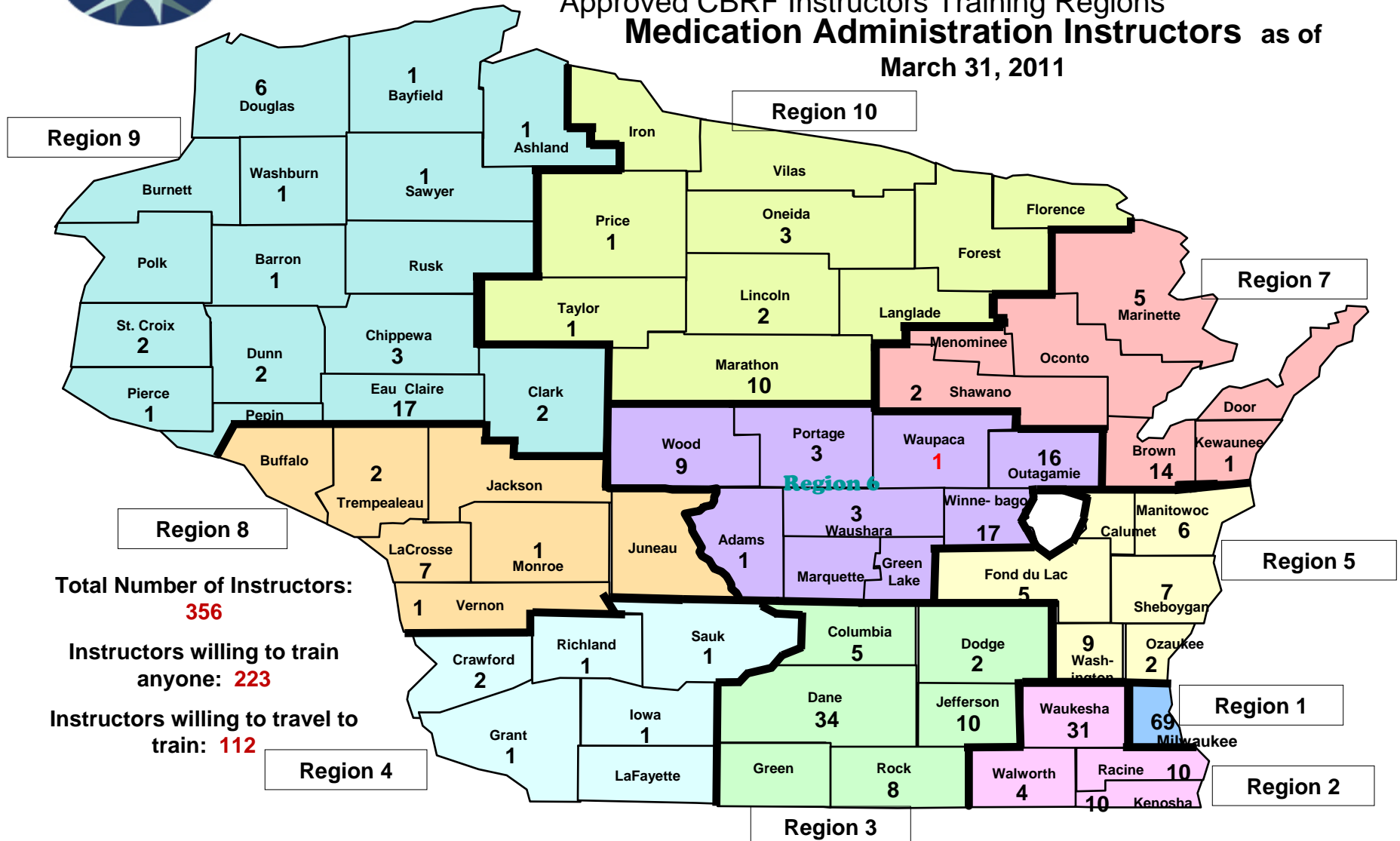
Region 2: **34** Region 4: **5** Region 6: **19** Region 8: **8** Region 10: **14**



Wisconsin Department of Health Services

Approved CBRF Instructors Training Regions

Medication Administration Instructors as of March 31, 2011



Total Number of Instructors:
356

Instructors willing to train anyone: **223**

Instructors willing to travel to train: **112**

Region 1: 69	Region 3: 59	Region 5: 29	Region 7: 22	Region 9: 38
Region 2: 55	Region 4: 6	Region 6: 50	Region 8: 11	Region 10: 17

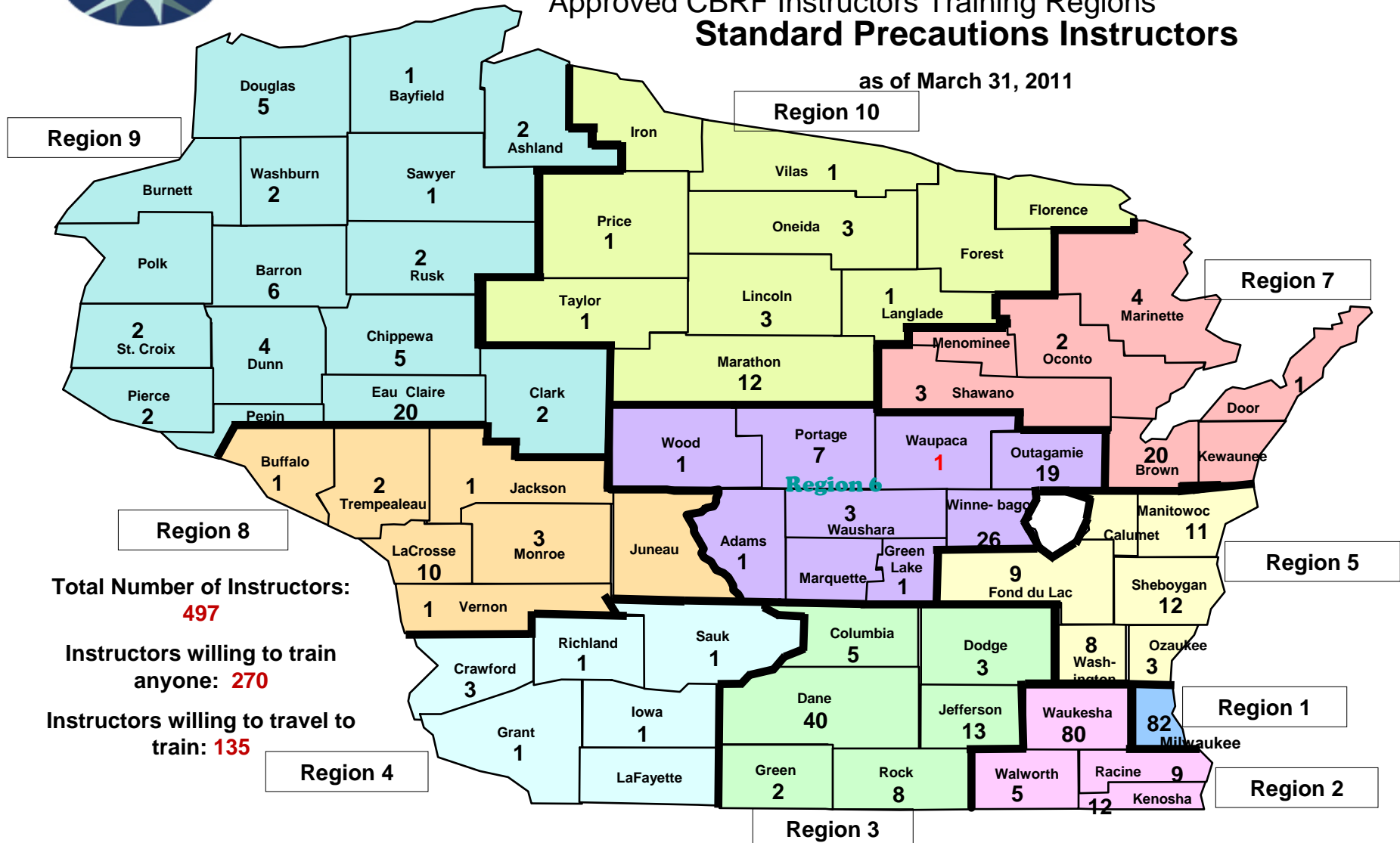


Wisconsin Department of Health Services

Approved CBRF Instructors Training Regions

Standard Precautions Instructors

as of March 31, 2011



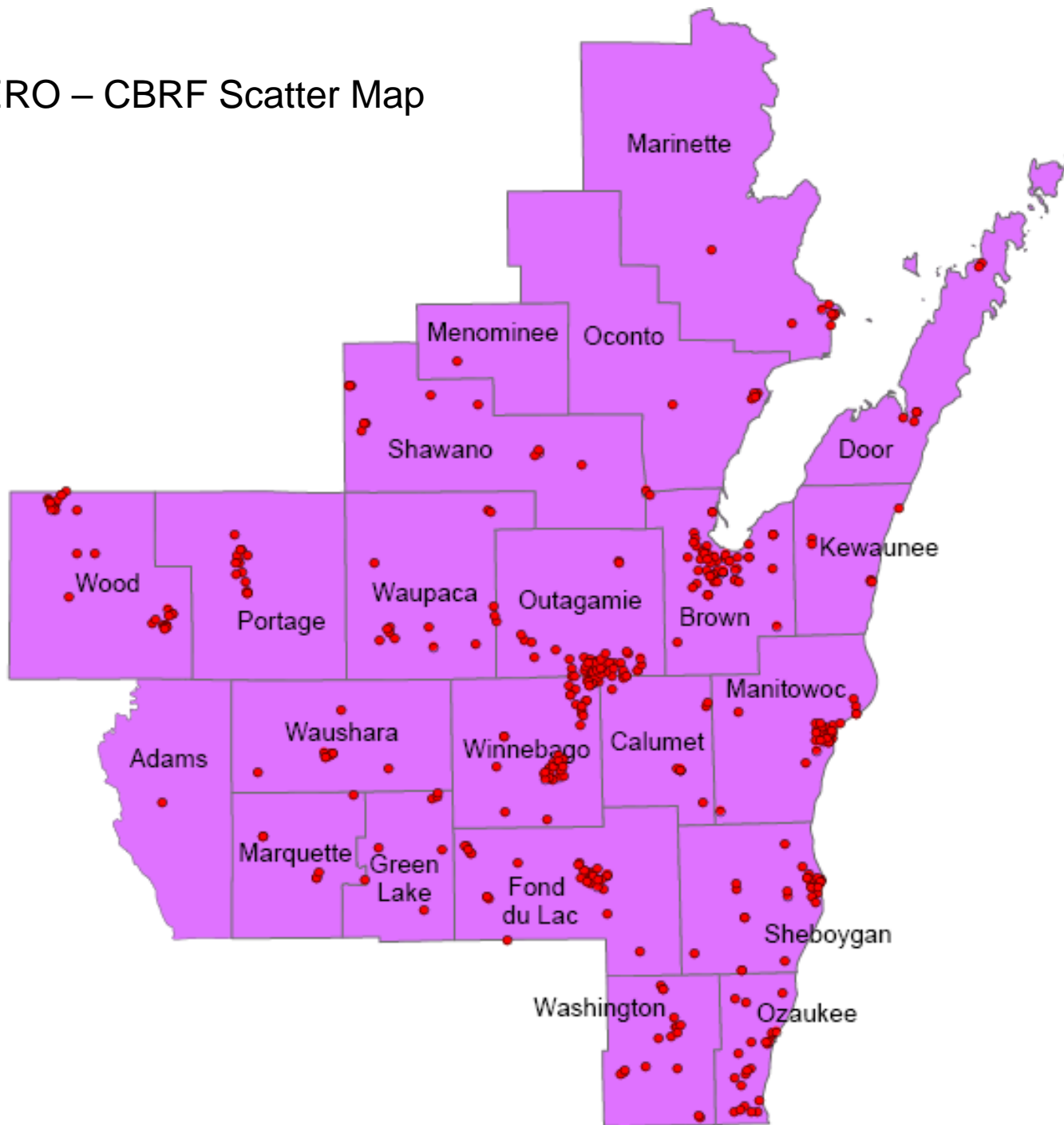
Total Number of Instructors:
497

Instructors willing to train
anyone: **270**

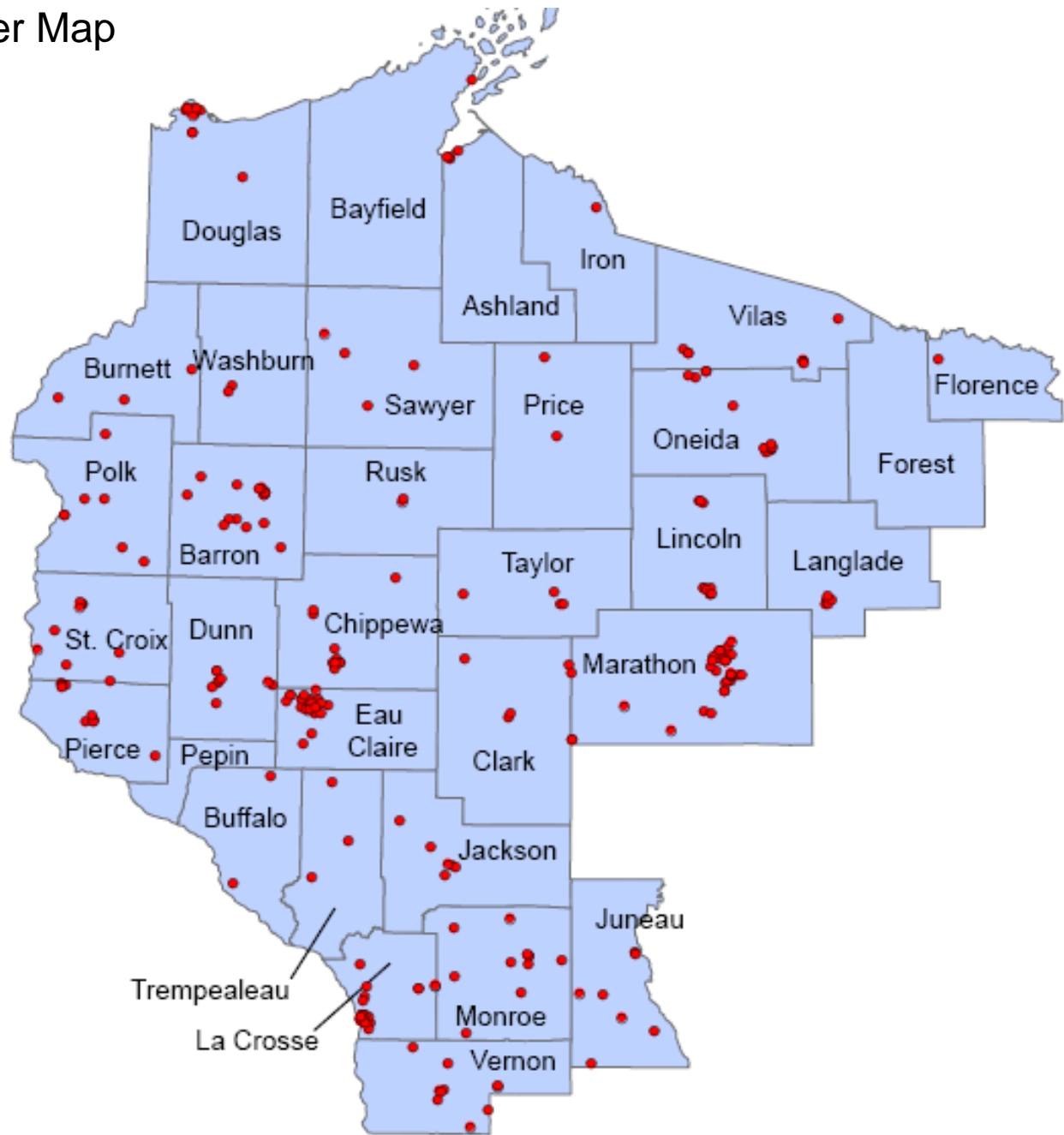
Instructors willing to travel to
train: **135**

Region 1: 82	Region 3: 71	Region 5: 43	Region 7: 30	Region 9: 54
Region 2: 106	Region 4: 7	Region 6: 64	Region 8: 18	Region 10: 22

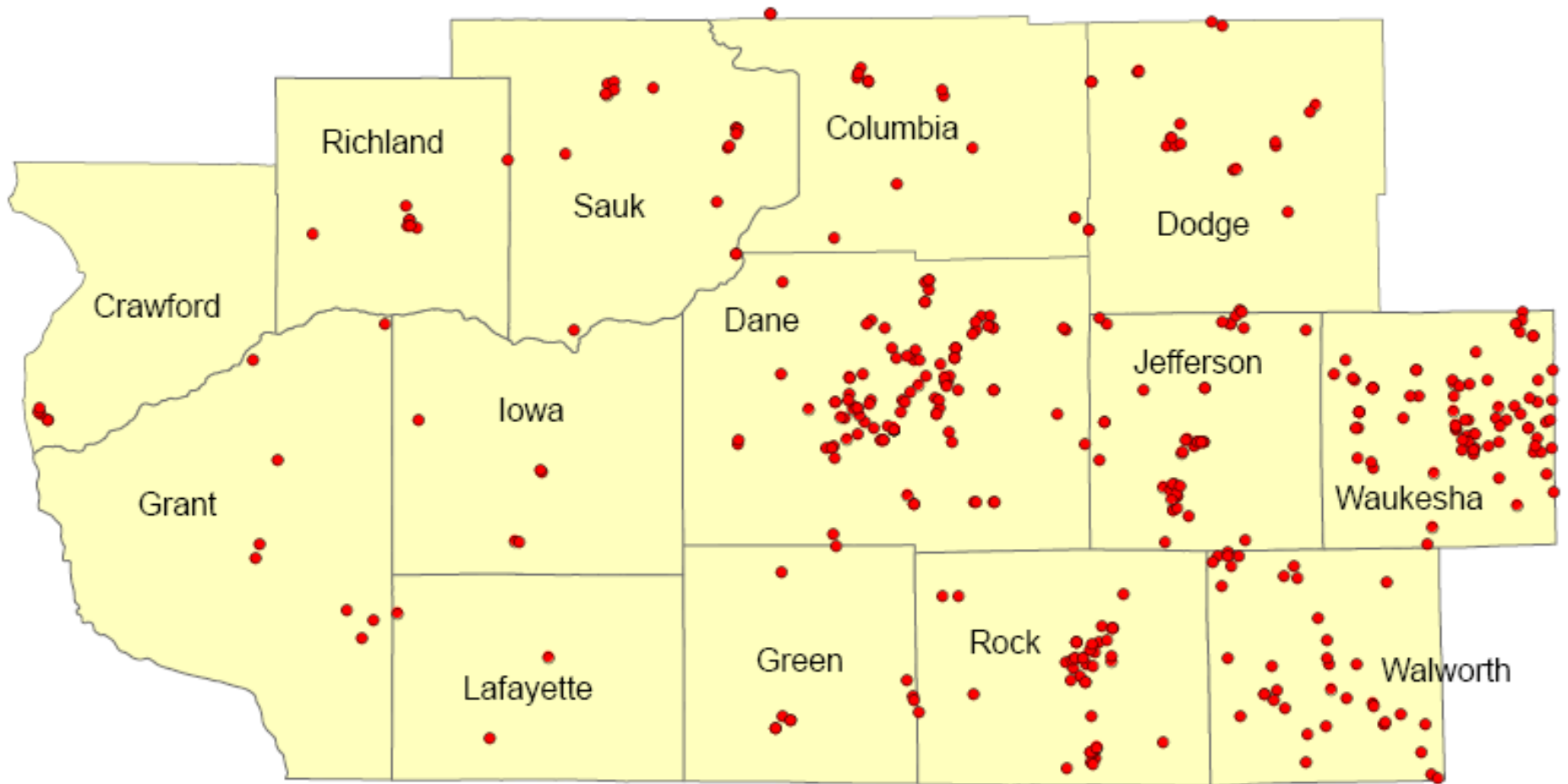
NERO – CBRF Scatter Map



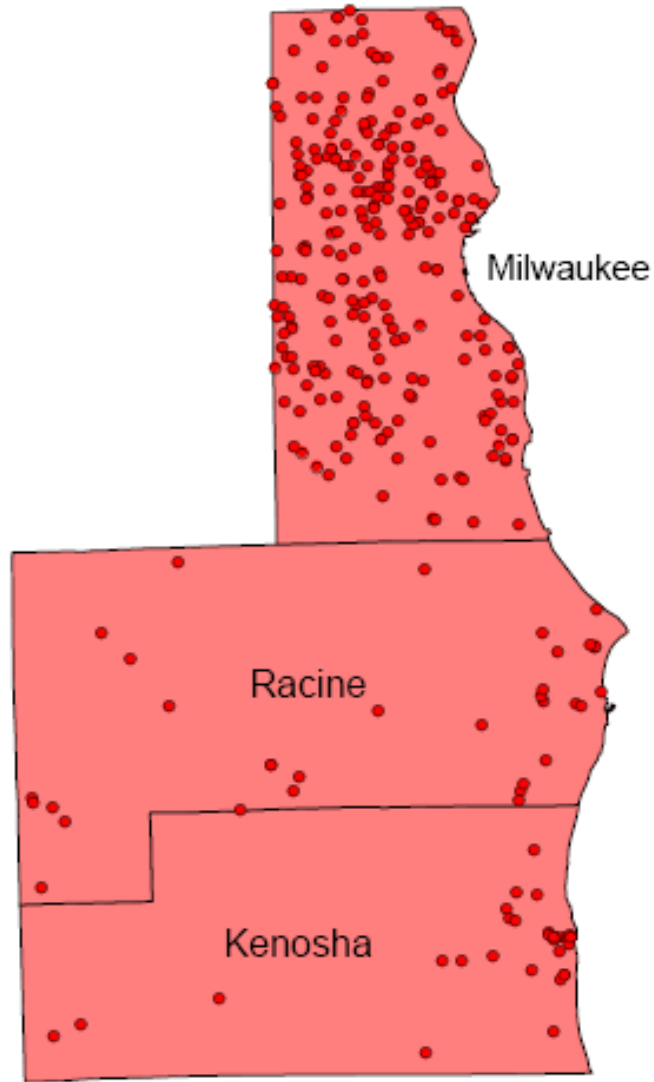
WRO – CBRF Scatter Map



SRO – CBRF Scatter Map



SERO – CBRF Scatter Map



Are you aware of...

- The new UW Oshkosh webpage for updates including reports?
<http://www.uwosh.edu/ccdet/CBRF/updates.htm>
- The new UW Oshkosh webpage for consultants?
<http://www.uwosh.edu/ccdet/CBRF/consultants.htm>
- The new evaluation form for participants of an approved TtT program?
<http://www.uwosh.edu/ccdet/CBRF/evaluations.htm>
- The requirement that all approved instructors must have their own email to receive information?
- The **NEW 2011** Red Cross instructor information?
<http://www.redcross.org>
- Important information regarding instructor renewals?
<http://www.uwosh.edu/ccdet/CBRF/instructors.htm>
- The frequently asked question webpage?
<http://www.uwosh.edu/ccdet/CBRF/FAQs.htm>

Fee Processing Reductions

- The Employee Registry processing fee was REDUCED from \$25.00 to \$15.00 (40% reduction) per successful participant for all CBRF and Train the Trainer classes held on or after June 13, 2011.
- The Instructor renewal fee has been established at \$75.00 per topic and will take effect for all instructor renewals. There is no reduction in the processing fee for initial CBRF Instructor applications.

