



RESPIRATORY VIRUS SURVEILLANCE REPORT

Week 41: Ending October 12, 2019

Wisconsin Department of Health Services | Division of Public Health

Bureau of Communicable Diseases | Communicable Diseases Epidemiology Section

dhs.wi.gov/dph/bcd.htm | dhsdphbcd@dhs.wi.gov





INFLUENZA LIKE ILLNESS (ILI) ACTIVITY

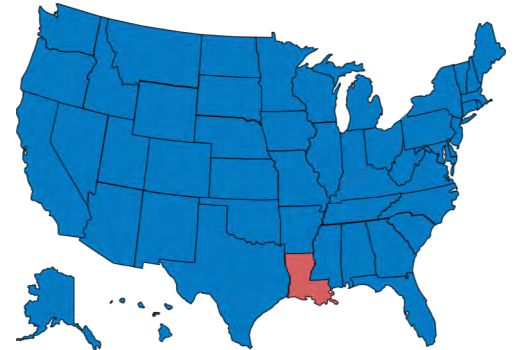
STATE OF WISCONSIN



REGION V OF US (WI, MN, IL, MI, OH, IN)



UNITED STATES



● ILI: HIGH LEVELS ● ILI: MODERATE LEVELS ● ILI: BELOW BASELINE ● ILI: INSUFFICIENT DATA

AT-A-GLANCE:

- [Weekly Respiratory Report Description](#)

- **Predominant Viruses of the Week:**

Rhino/enteroviruses are currently the predominant viruses.

INFLUENZA-ASSOCIATED PEDIATRIC DEATHS REPORTED:


	Week 41, 2019	October 1, 2019 to present
Wisconsin	0	0
Nationwide	0	0

CURRENT ALERTS:

Three influenza associated deaths have been reported in Wisconsin during the 2019-2020 influenza season.



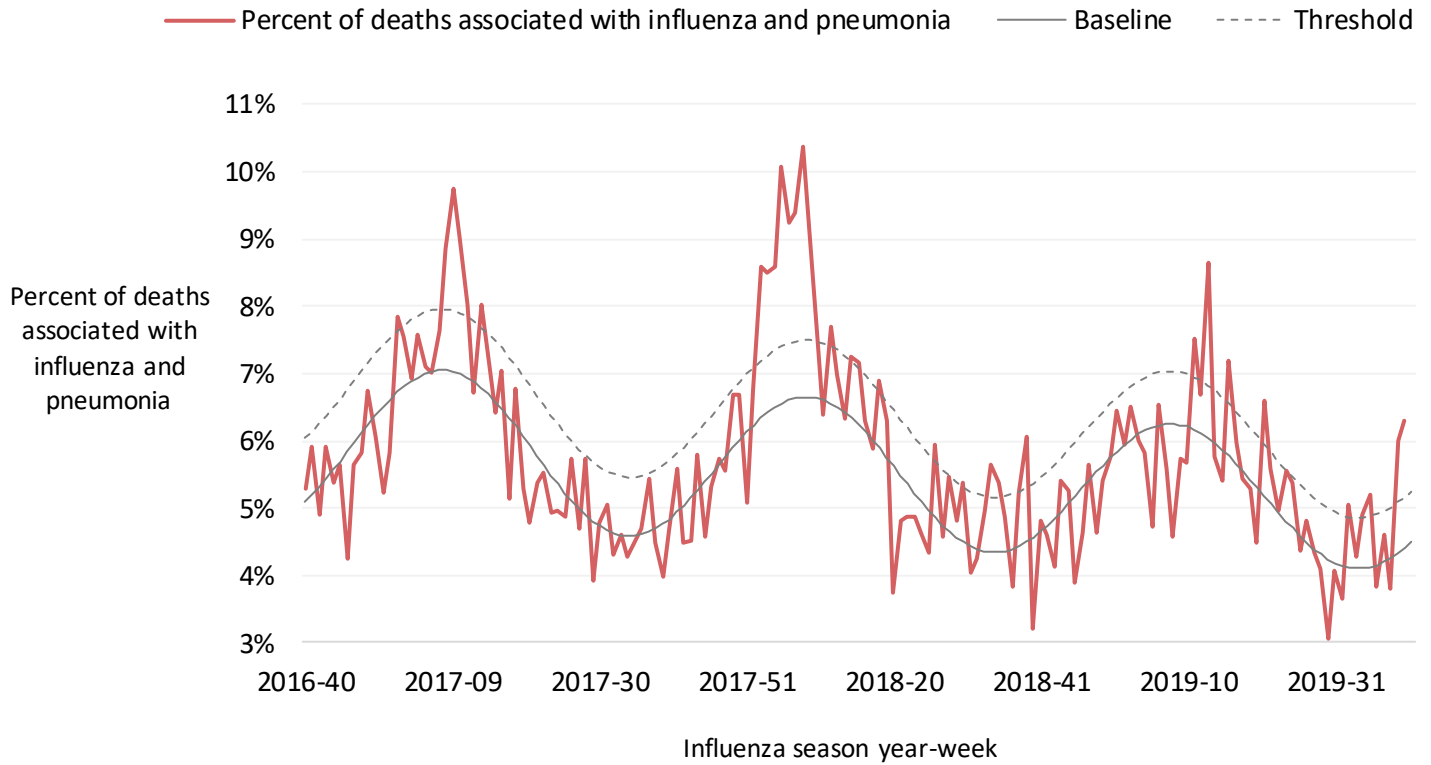
For National US influenza surveillance statistics visit: www.cdc.gov/flu/weekly/



INFLUENZA AND PNEUMONIA-ASSOCIATED MORTALITY

Influenza and Pneumonia Deaths, Wisconsin

Influenza- and pneumonia-associated deaths by influenza season year and week, Wisconsin



Influenza- and pneumonia-associated deaths by most recent influenza season week, Wisconsin, 2019-2020 season

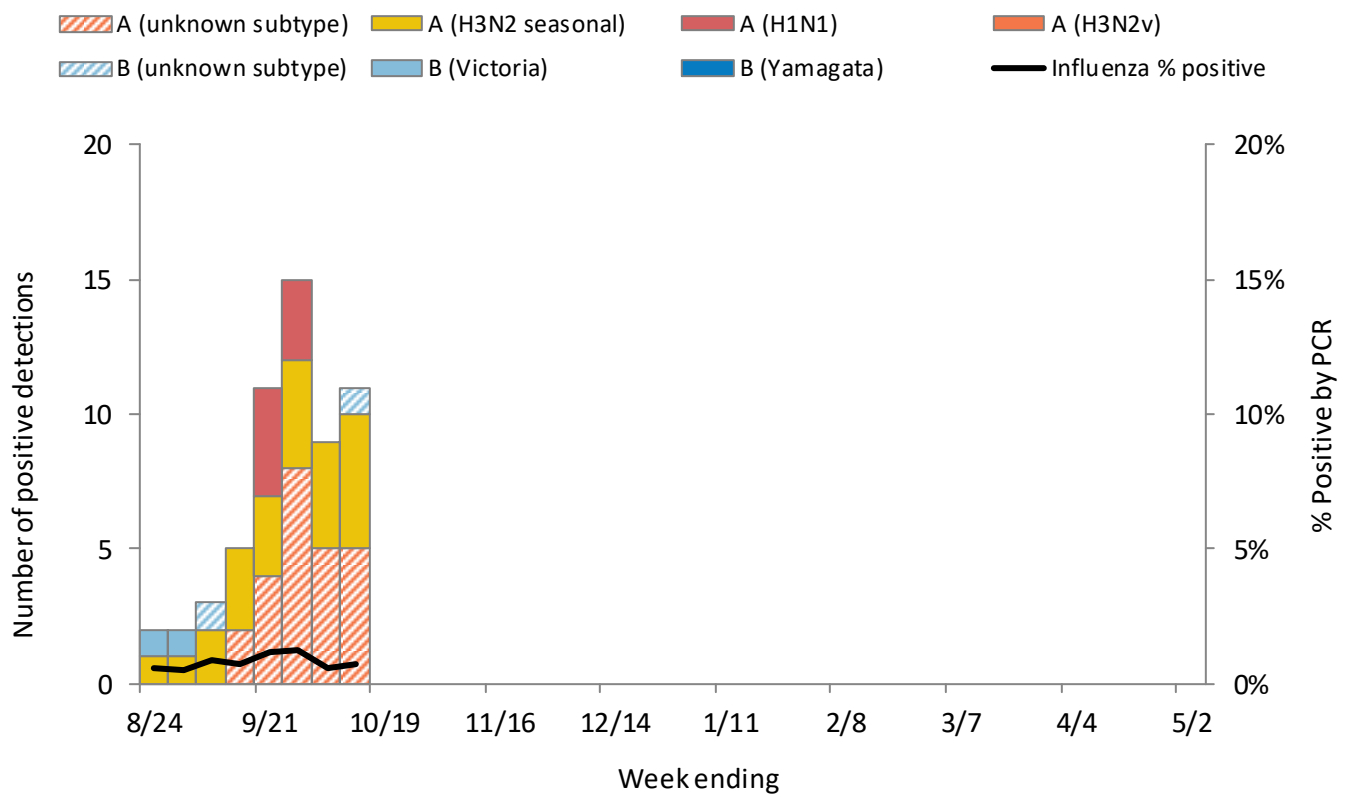
Influenza season week	Influenza-associated deaths (I)	Pneumonia-associated deaths (P)	Percent I+P of all deaths	Baseline I+P of all deaths	Threshold I+P of all deaths
39	0	39	3.8%	4.3%	5.0%
40	1	54	6.0%	4.3%	5.1%
41	2	47	6.3%	4.4%	5.2%
Seasonal total	3	184	5.1%	4.4%	5.2%

Data source: [DPH, Office of Health Informatics](#)



WISCONSIN LABORATORY SURVEILLANCE FOR RESPIRATORY VIRUSES BY PCR

Wisconsin positive influenza results and subtypes by PCR



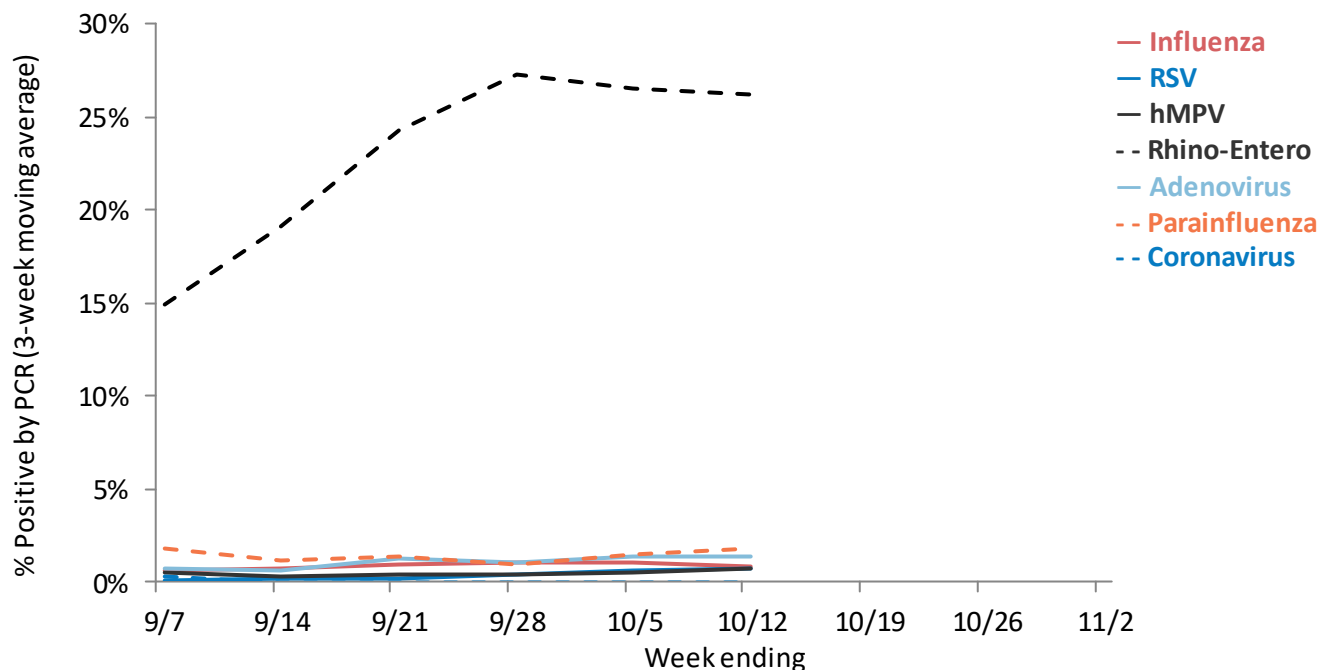
Cumulative number of positive influenza PCR tests by subtype

September 1, 2019 to present

	Influenza A: 96%			Influenza B: 4%			Total
	A (2009 H1N1)	A (H3N2)	A (Unknown)	B (Victoria)	B (Yamagata)	B (Unknown)	
Total positive (n)	7	21	24	0	0	2	54
% of total positive	13%	39%	44%	0%	0%	4%	100%

WISCONSIN LABORATORY SURVEILLANCE FOR RESPIRATORY VIRUSES BY PCR

Trends in respiratory virus activity by PCR



Week 41: Ending on October 12, 2019

Respiratory virus	Tested	Positive (n)	Positive (%)	Influenza A			Influenza B		
				H3N2	2009 H1N1	Unknown	Victoria	Yamagata	Unknown
Influenza	1493	11	0.7%	5	0	5	0	0	1

Respiratory virus	Tested	Positive (n)	Positive (%)	Parainfluenza 1	Parainfluenza 2	Parainfluenza 3	Parainfluenza 4
Parainfluenza	534	13	2.4%	10	0	1	2

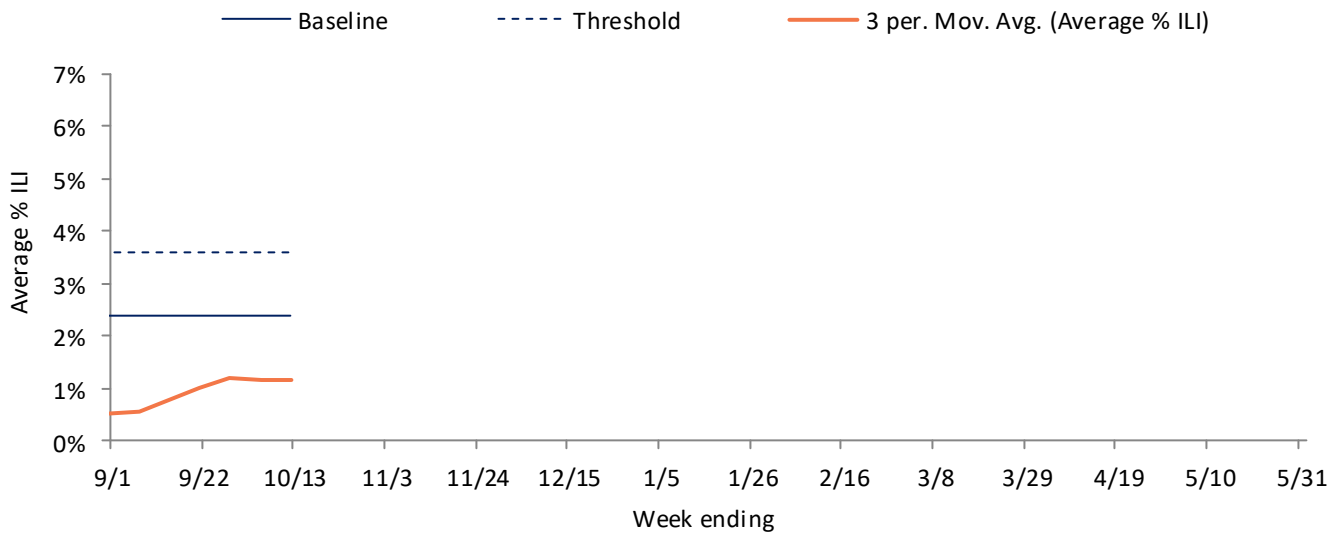
Respiratory virus	Tested	Positive (n)	Positive (%)	CoV 229E	CoV OC43	CoV NL63	CoV HKU1
Coronavirus (CoV)	292	0	0%	0	0	0	0

Respiratory virus	Tested	Positive (n)	Positive (%)
RSV	731	4	0.5%
Human metapneumovirus	552	5	0.9%
Rhino-enterovirus	525	148	28.2%
Adenovirus	292	7	2.4%

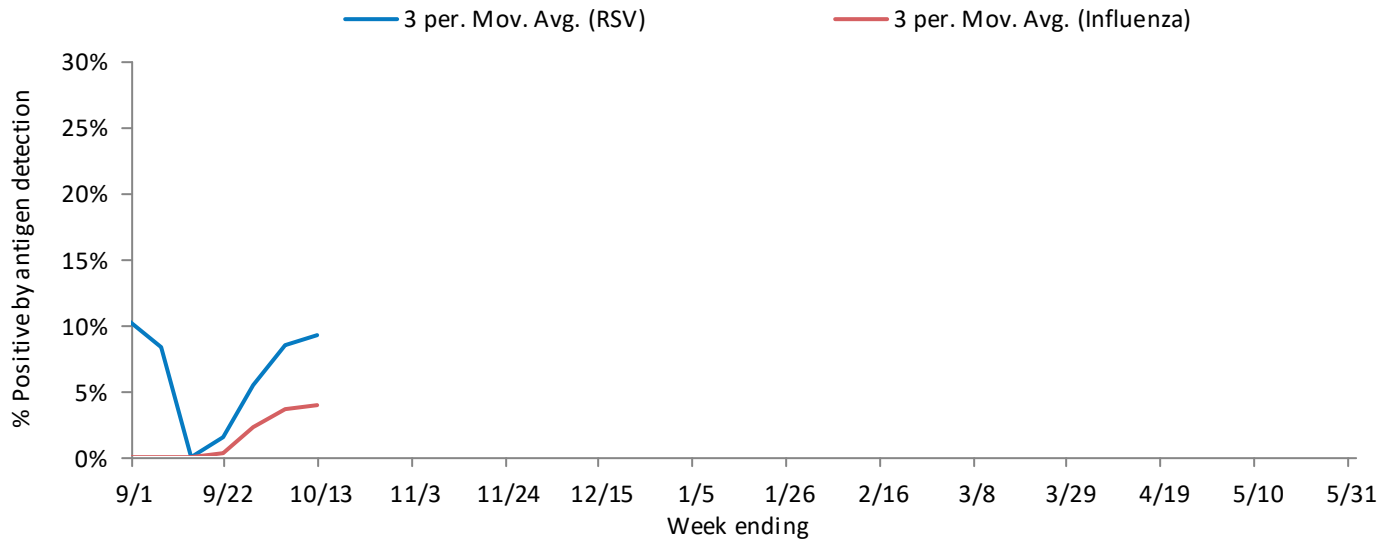
WISCONSIN STATE SUMMARY

Influenza rapid antigen tests					RSV rapid antigen tests			Influenza-like illness (ILI)		
Tested	Positive (n)			% Positive	Tested	Positive (n)	% Positive	ILI %	Baseline	Threshold
	Influenza A	Influenza B	Total							
326	4	2	6	1.8%	74	5	6.8%	1.2%	2.4%	3.6%

ILI activity trend analysis

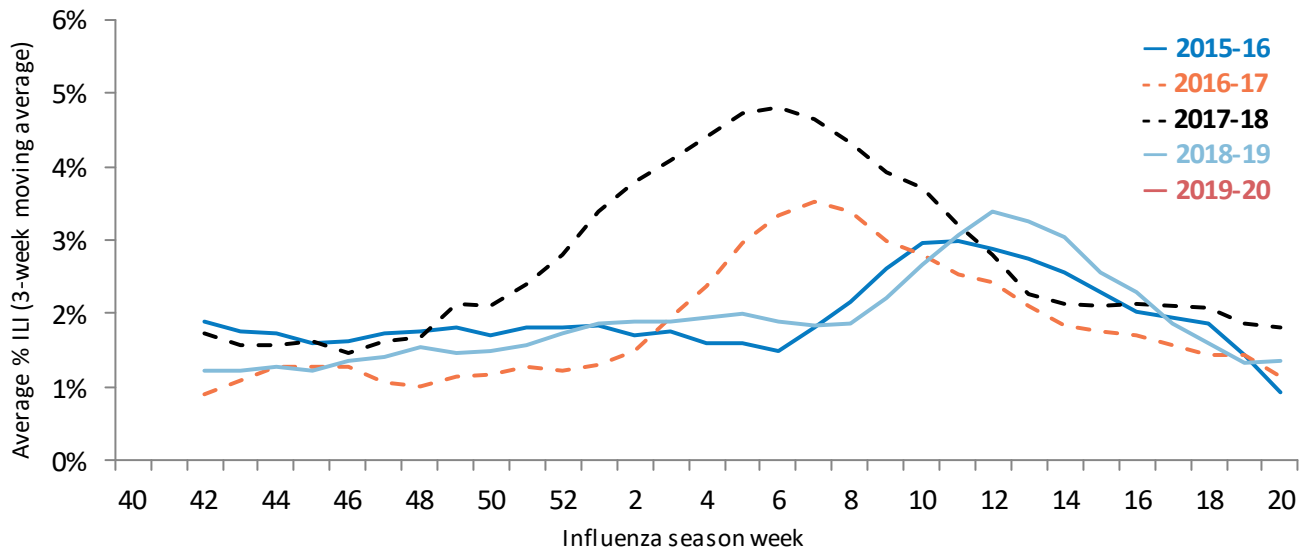


Influenza and RSV trend analysis



WISCONSIN STATE SUMMARY

ILI activity trend analysis by influenza season, Wisconsin

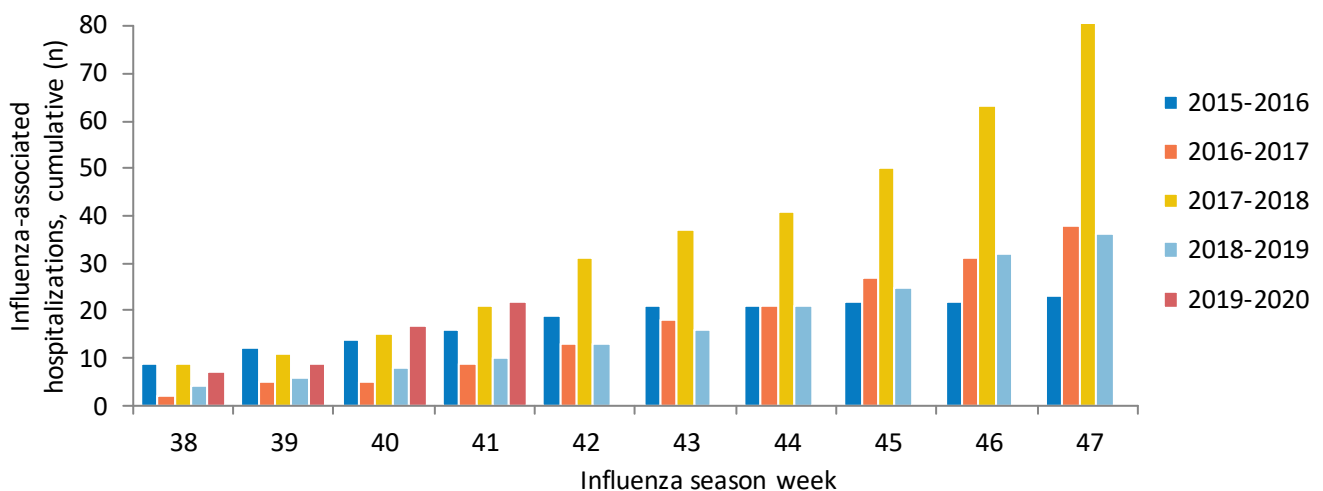


Influenza-associated hospitalizations, Wisconsin Electronic Disease Surveillance System

September 1, 2019 to present

Age group (years)	Total reported (n)	Influenza subtype					Admitted to ICU	Required mechanical ventilation	Pregnant	Postpartum (≤6 weeks)
		A (2009 H1N1)	A (H3N2)	A (Unknown)	B	Not reported				
<1	0	0	0	0	0	0	0	0	0	0
1-4	1	0	0	1	0	0	0	0	0	0
5-17	0	0	0	0	0	0	0	0	0	0
18-49	2	0	0	1	1	0	1	0	0	0
50-64	2	0	1	1	0	0	1	0	0	0
65+	17	0	6	4	7	0	2	0	0	0
Total	22	0	7	7	8	0	4	0	0	0

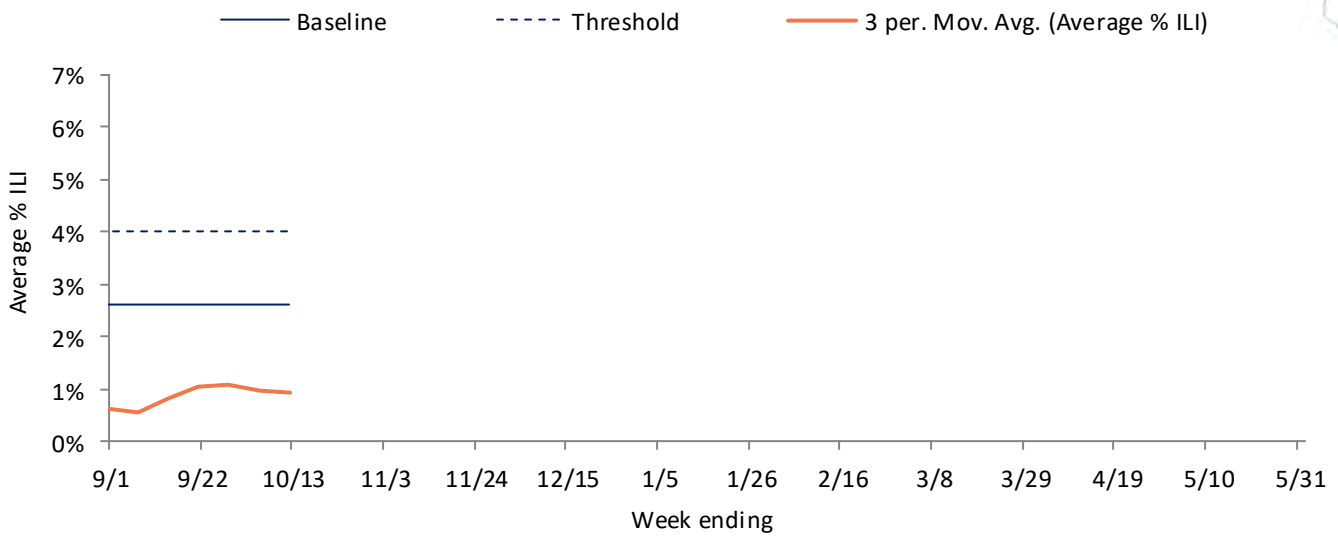
Reported cumulative influenza-associated hospitalizations by influenza season, Wisconsin



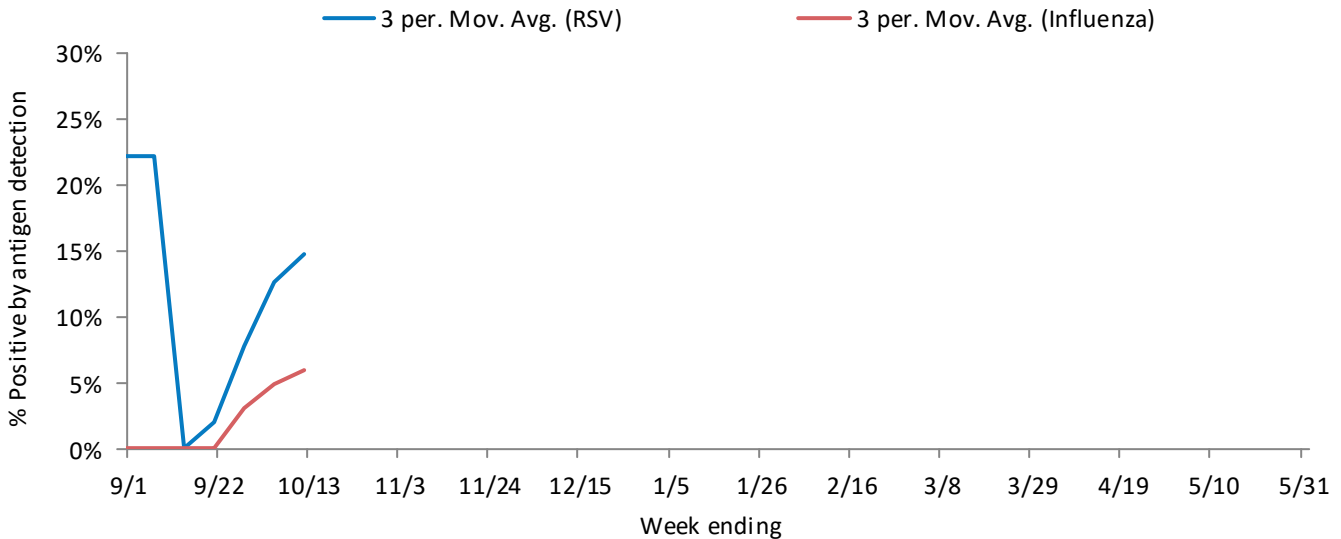
NORTHEASTERN REGION

Influenza rapid antigen tests					RSV rapid antigen tests			Influenza-like illness (ILI)		
Tested	Positive (n)			% Positive	Tested	Positive (n)	% Positive	ILI %	Baseline	Threshold
	Influenza A	Influenza B	Total							
123	3	1	4	3.3%	40	5	12.5%	1.3%	2.6%	4.0%

ILI activity trend analysis



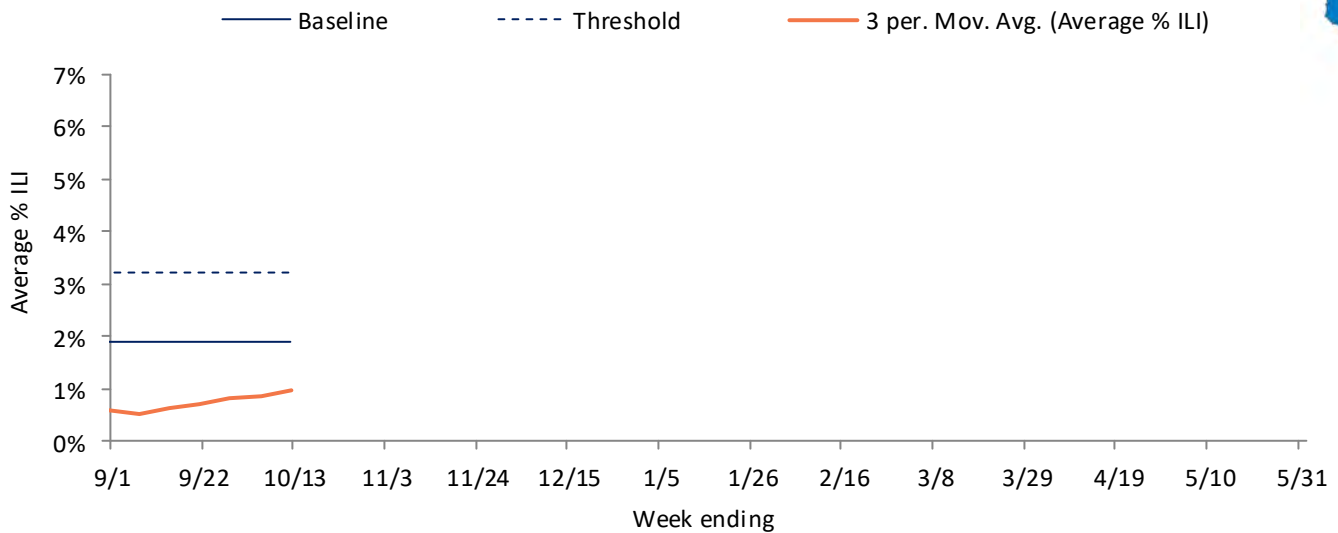
Influenza and RSV trend analysis



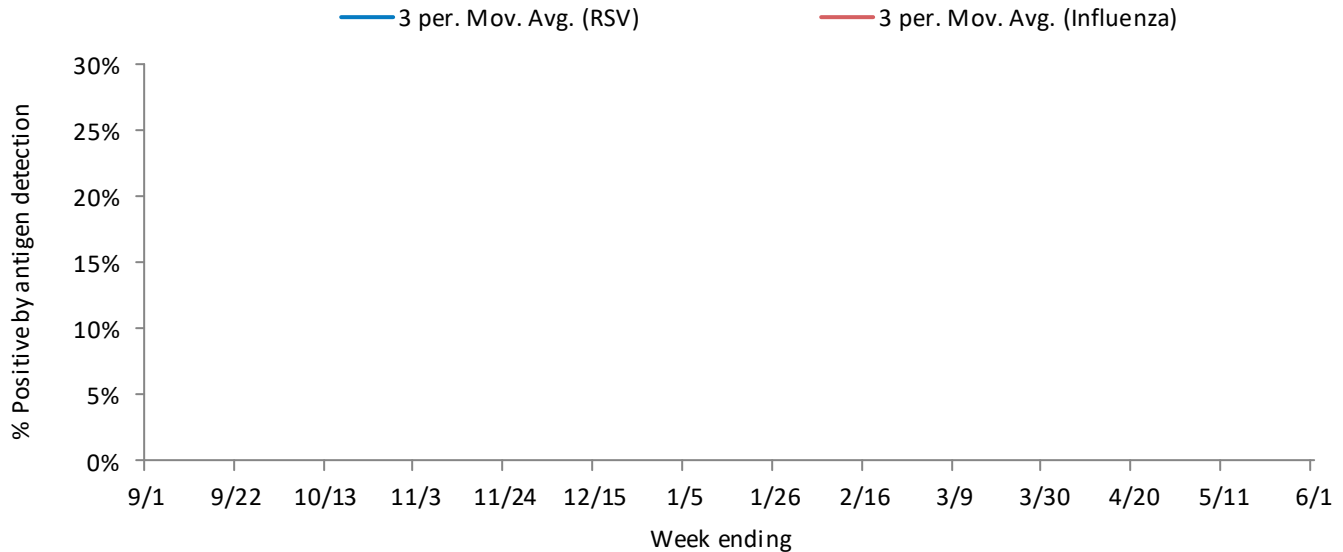
NORTHWESTERN REGION

Influenza rapid antigen tests					RSV rapid antigen tests			Influenza-like illness (ILI)		
Tested	Positive (n)			% Positive	Tested	Positive (n)	% Positive	ILI %	Baseline	Threshold
	Influenza A	Influenza B	Total							
83	1	1	2	2.4%	16	0	1.0%	1.1%	1.9%	3.2%

ILI activity trend analysis



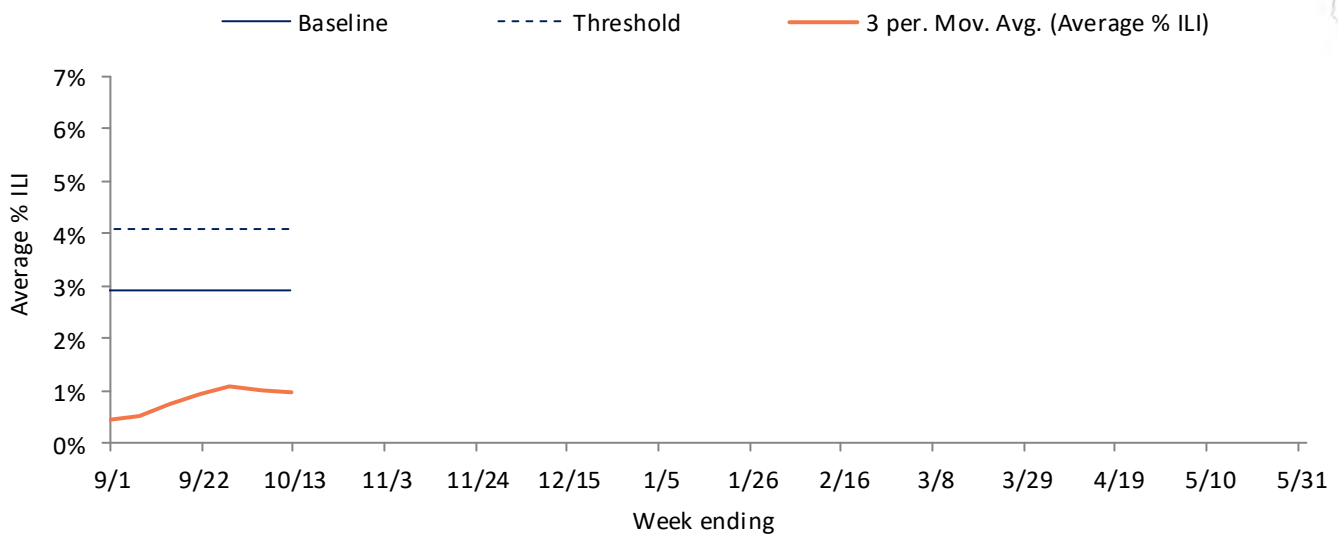
Influenza and RSV trend analysis



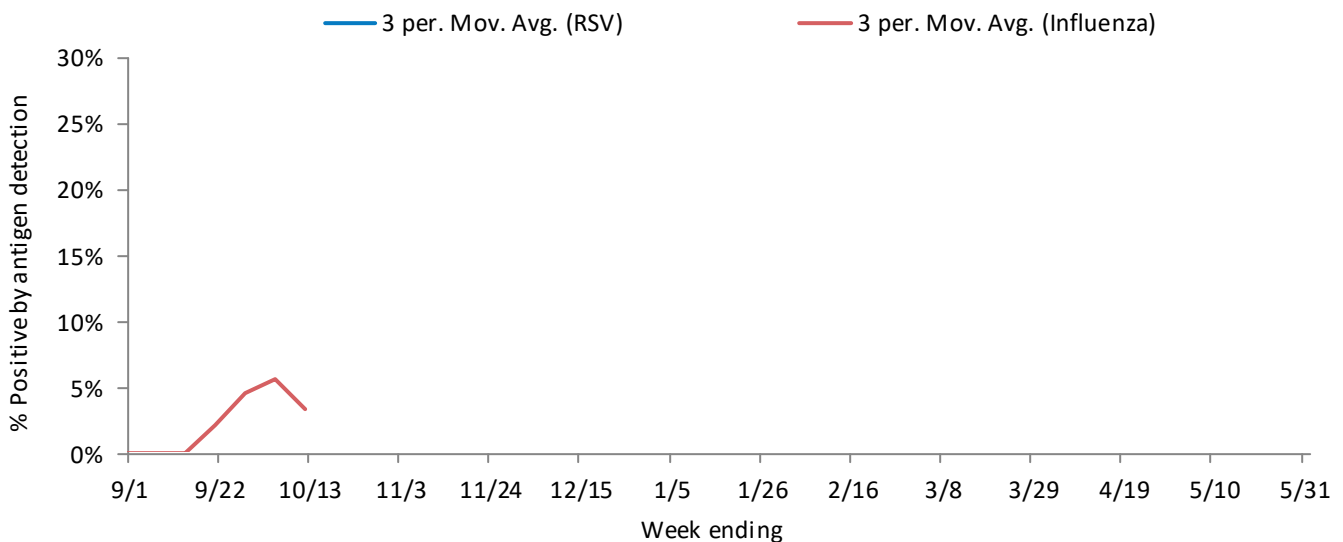
SOUTHEASTERN REGION

Influenza rapid antigen tests					RSV rapid antigen tests			Influenza-like illness (ILI)		
Tested	Positive (n)			% Positive	Tested	Positive (n)	% Positive	ILI %	Baseline	Threshold
	Influenza A	Influenza B	Total							
82	0	0	0	0.0%	12	0	0.0%	1.0%	2.9%	4.1%

ILI activity trend analysis



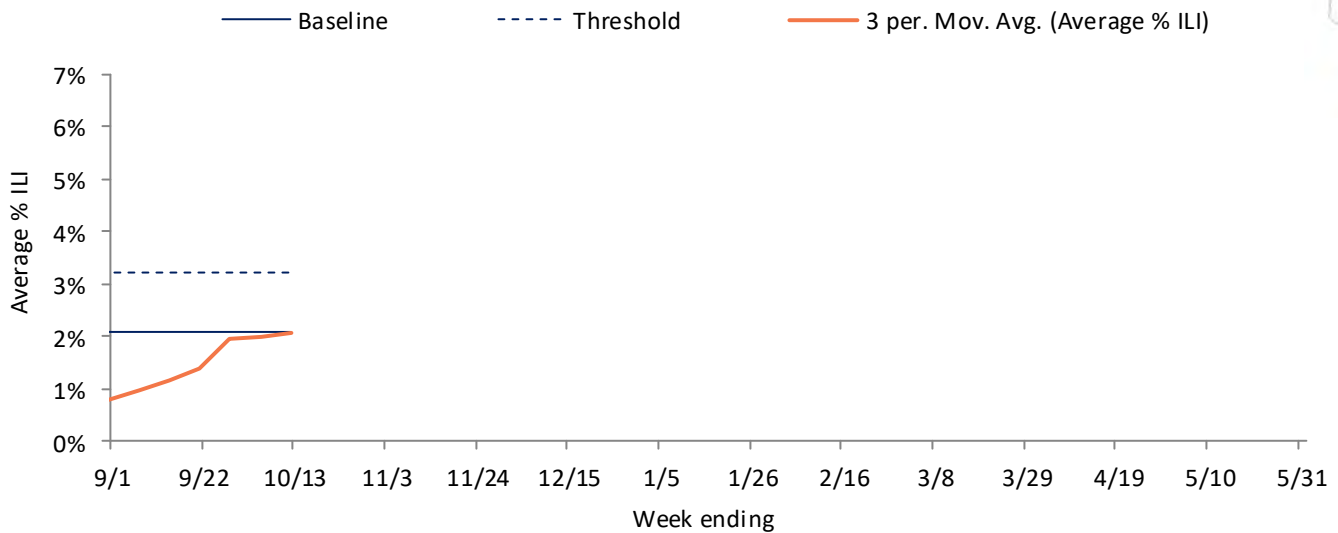
Influenza and RSV trend analysis



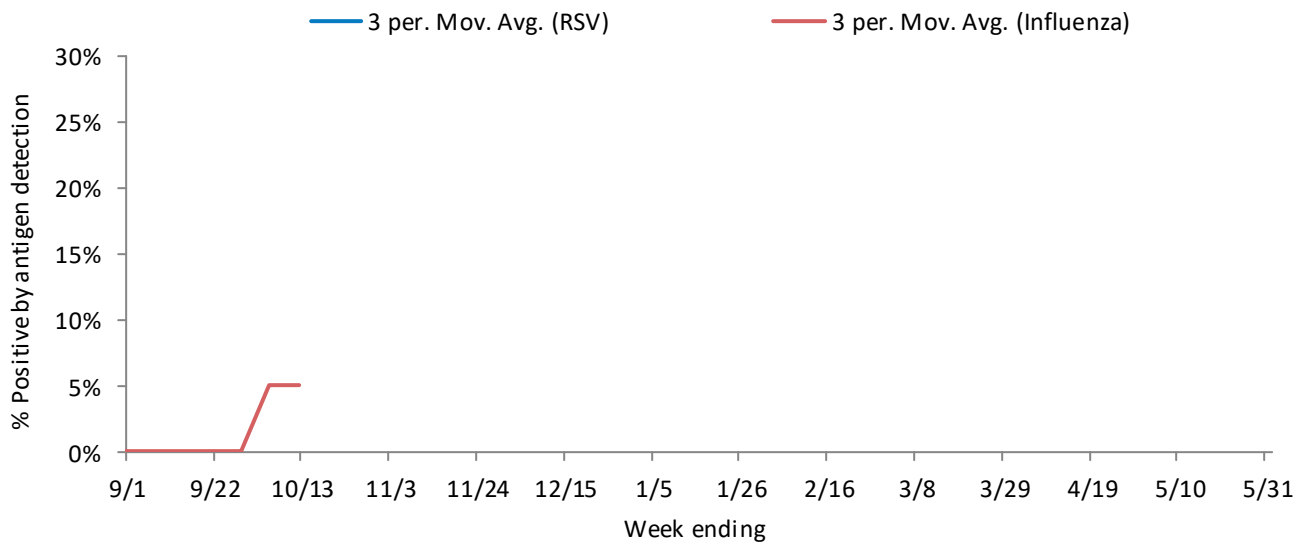
SOUTHERN REGION

Influenza rapid antigen tests					RSV rapid antigen tests			Influenza-like illness (ILI)		
Tested	Positive (n)			% Positive	Tested	Positive (n)	% Positive	ILI %	Baseline	Threshold
	Influenza A	Influenza B	Total							
38	0	0	0	0.0%	6	0	0.0%	1.8%	2.1%	3.2%

ILI activity trend analysis

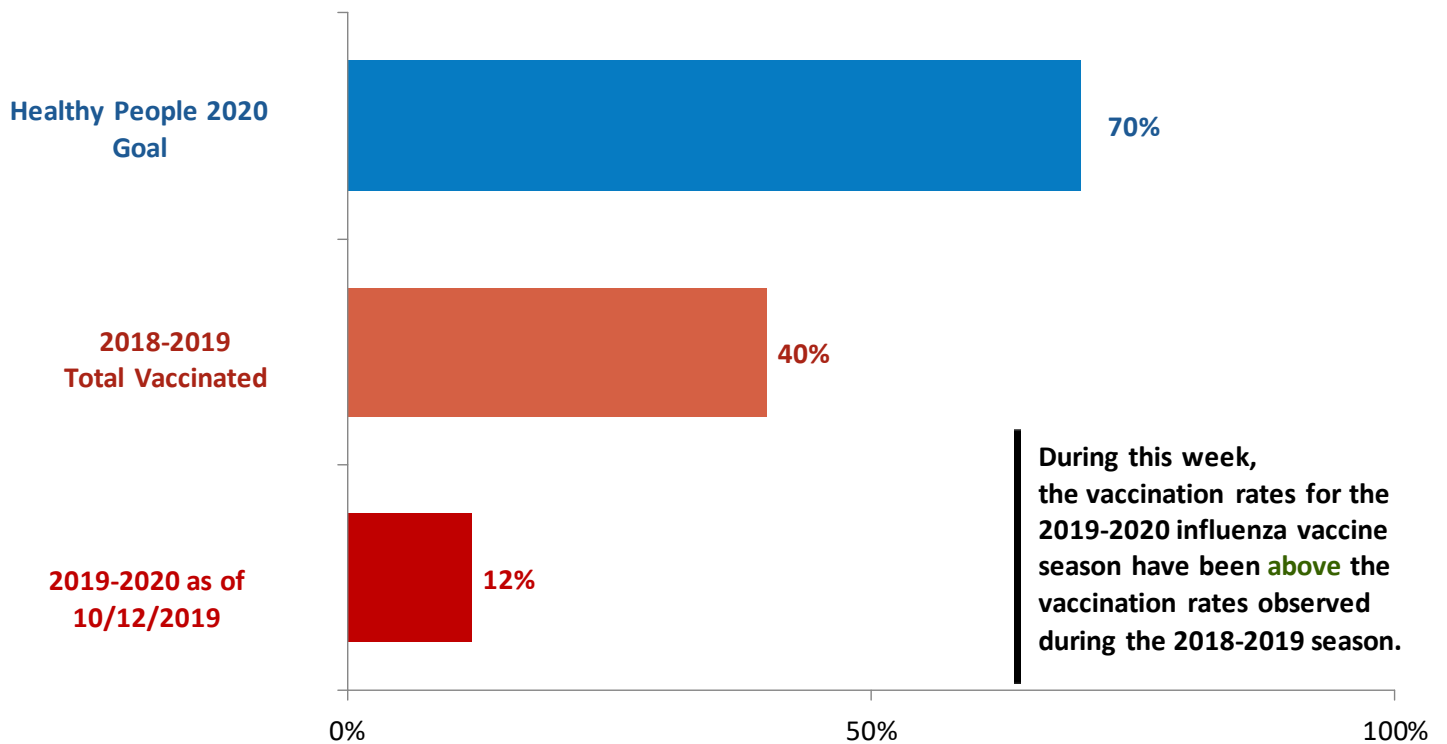


Influenza and RSV trend analysis



SEASONAL INFLUENZA VACCINATION

Cumulative percentage of Wisconsin residents who received 1 or more doses of influenza vaccine, 2019-2020 influenza season



Data source: All influenza vaccination rates presented were calculated using data from the Wisconsin Immunization Registry (numerator) and Wisconsin population estimates (denominator).

Influenza vaccine composition 2019-2020:

The **trivalent** vaccines for use in the 2019-2020 influenza season contain the following:

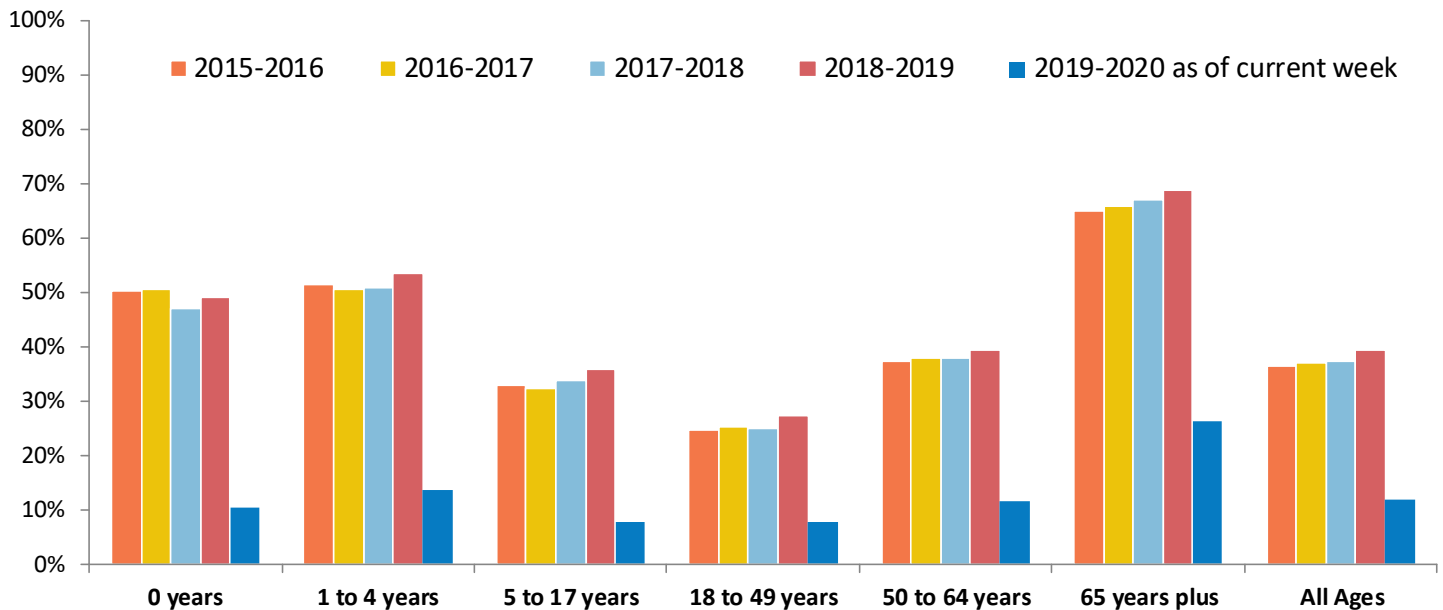
- A/Brisbane/02/2018 (H1N1)pdm09–like virus (updated)
- A/Kansas/14/2017 (H3N2)-like virus (updated)
- B/Colorado/06/2017-like (Victoria lineage) virus

It is recommended that **quadrivalent** vaccines containing two influenza B viruses contain the above three viruses and:

- B/Phuket/3073/2013-like virus (Yamagata lineage)

SEASONAL INFLUENZA VACCINATION

Percentage of Wisconsin residents who received one or more doses of influenza vaccine, by age group and influenza season



Each season includes doses administered during the same time period (August 1 through May 3).

Percentage of Wisconsin residents who received one or more doses of influenza vaccine, by race and ethnicity and region, 2019-2020 influenza season

