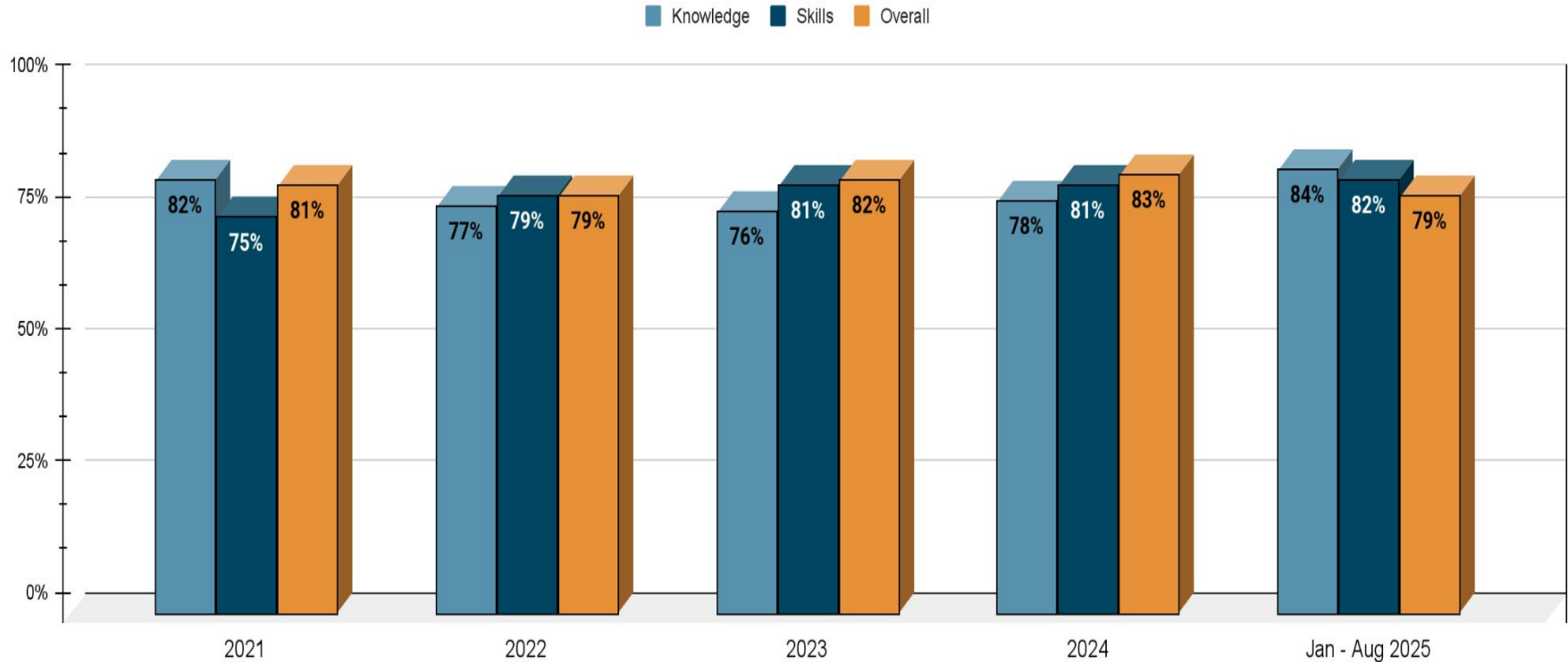


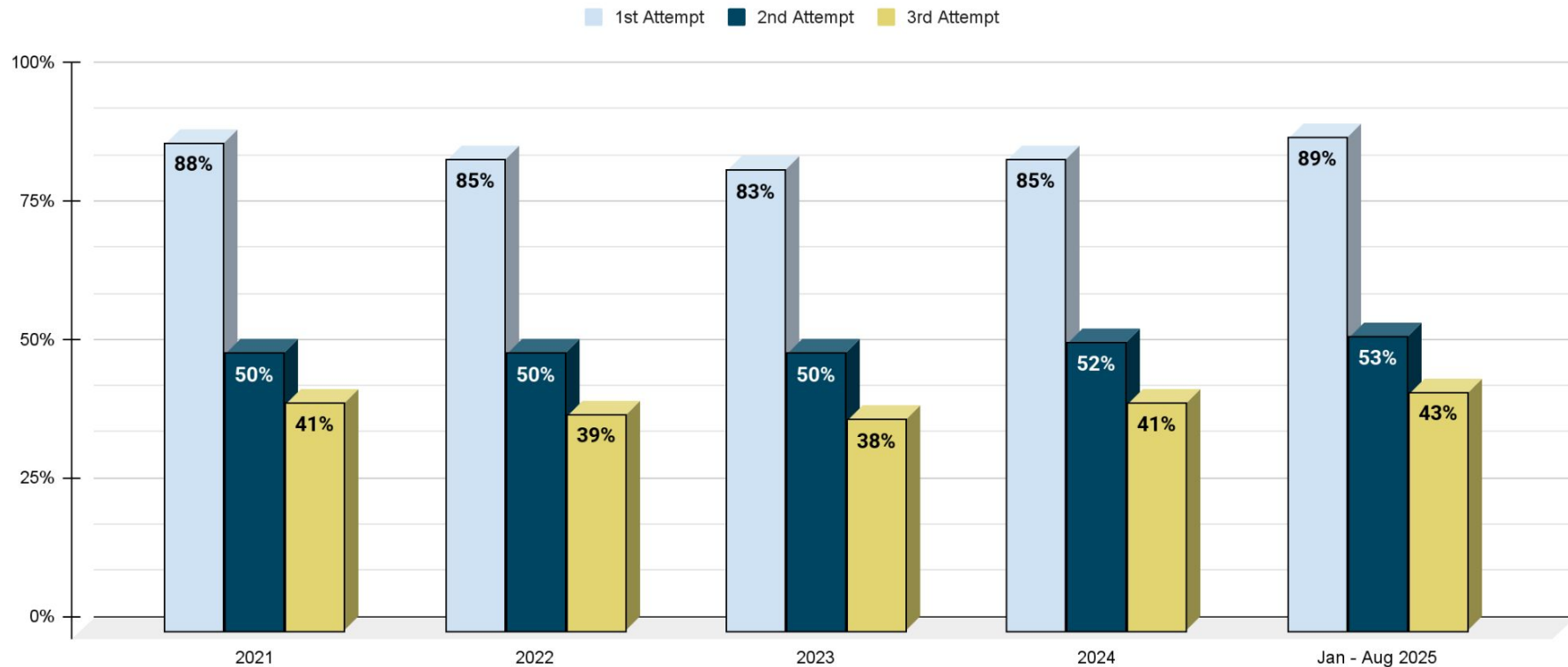
# Pass Rate by Year

Includes all Attempts



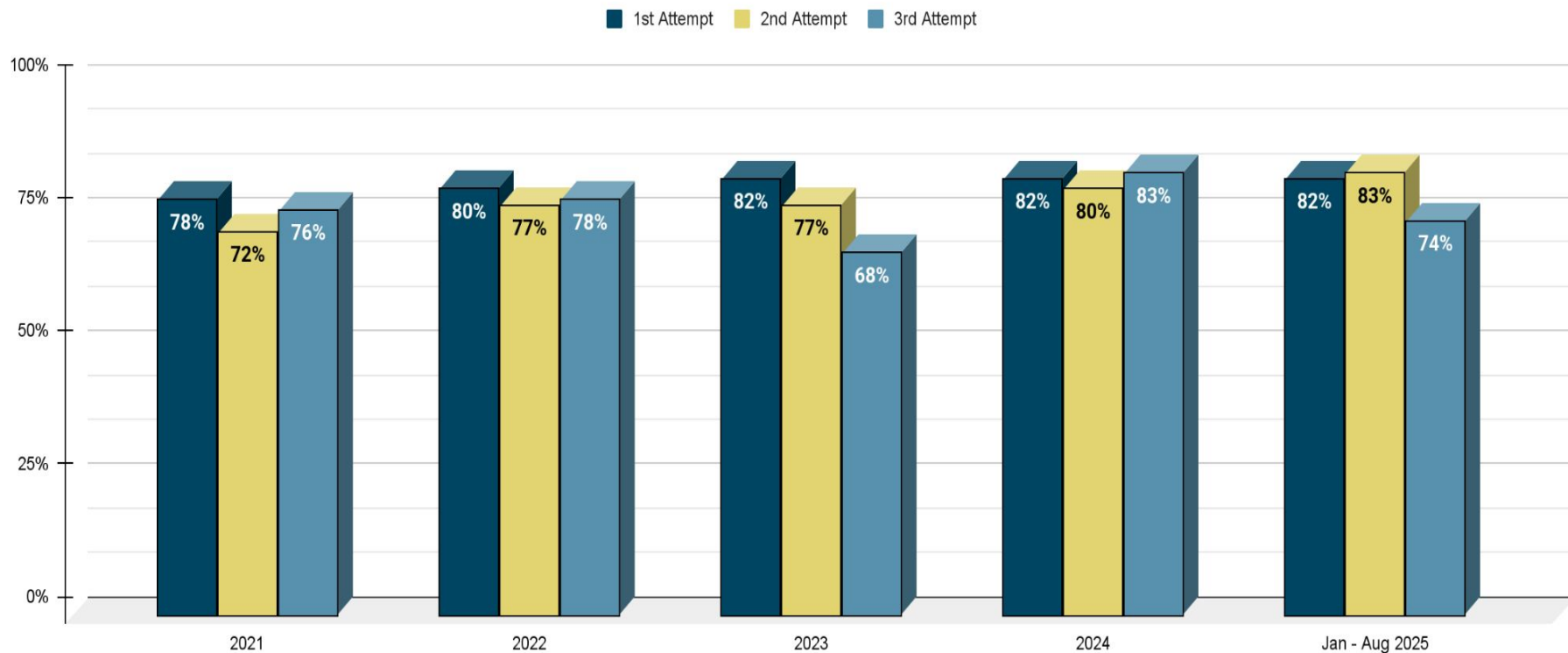
# Knowledge Exam

Pass Rate by Attempt



# Skills Exam

Pass Rate by Attempt



# Testing Trends

## Knowledge Exam

MONTH 2025	PASS	PASS %	FAIL	FAIL %	NO SHOW	NS %	TOTAL CANDIDATES TESTED
January	652	73.76%	121	13.69%	111	12.56%	884
February	517	73.96%	98	14.02%	84	12.02%	699
March	722	73%	148	14.96%	119	12.03%	989
April	632	68.47%	172	18.63%	119	12.89%	923
May	890	73.19%	162	13.32%	164	13.49%	1216
June	887	71.36%	174	14%	182	14.64%	1243
July	906	75%	120	9.93%	182	15.07%	1208
August	1171	75.16%	151	9.69%	236	15.15%	1558

## Skills Exam

MONTH 2025	PASS	PASS %	FAIL	FAIL %	NO SHOW	NS %	TOTAL CANDIDATES TESTED
January	595	75.13%	135	17.05%	62	7.83%	792
February	551	76.74%	118	16.43%	49	6.82%	718
March	702	76.89%	145	15.88%	66	7.23%	913
April	635	74.88%	155	18.28%	58	6.84%	848
May	833	76.56%	178	16.36%	77	7.08%	1088
June	833	77.63%	175	16.31%	65	6.06%	1073
July	995	78.72%	195	15.43%	74	5.85%	1264
August	1175	78.07%	246	16.35%	84	5.58%	1505