

# Account Management for MyWisconsin ID Account Job Aid

---

This guide is for users who need to update their MFA for their MyWisconsin ID for the following applications:

CARES Worker Web (CWW) – ImageTrust  
Electronic Case File (ECF) – View (Navigator)  
Electronic Case File (ECF) – Capture (KTA)  
Control D, Mainframe

Inside:

- Manage Account—page 2
- Resources—page 3

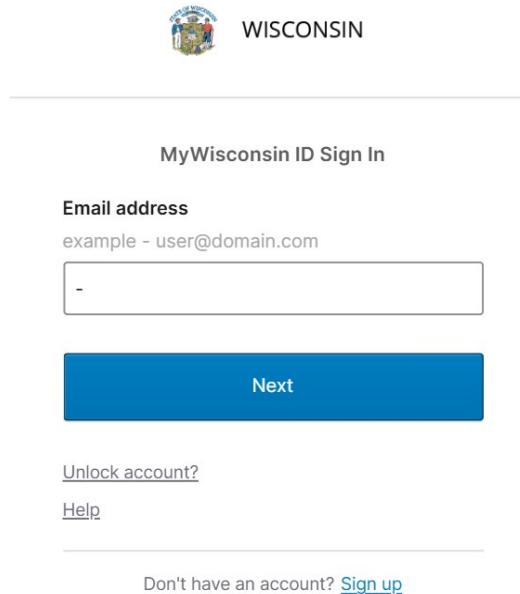


WISCONSIN DEPARTMENT  
*of* HEALTH SERVICES

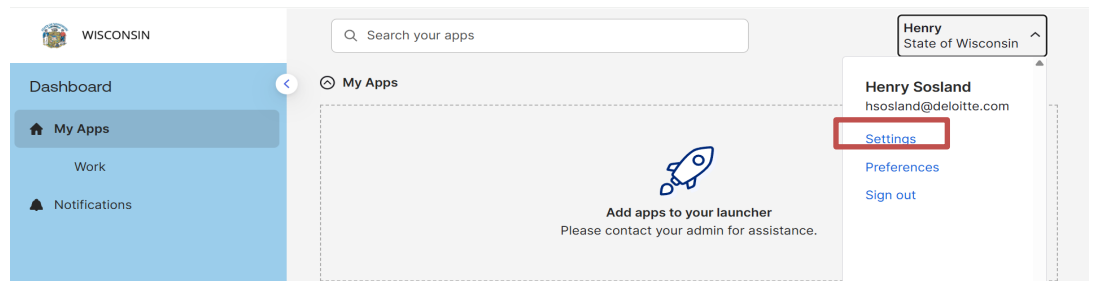
March 2026

# Manage Account

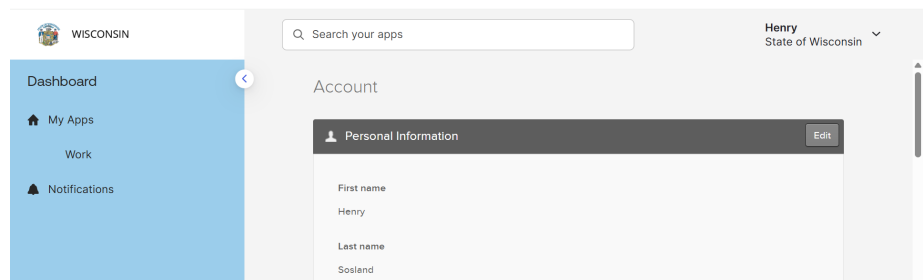
- 1 To perform account management functions such as changing your persona information, go to <https://apps.wisconsin.gov>. After putting in your username and password, verify your account using your verification method.



- 2 Select your account name in the upper right and select **Settings**.



- 3 On the Account page, you can select **Edit** in the Personal Information box to update your name, email, and/or phone number.



# Resources

- For more information on MyWisconsin ID, <https://www.dhs.wisconsin.gov/des/my-wi-id.htm>
- Call the MyWisconsin ID Account Service Desk at **608-471-6667** if you have any issues setting up your MyWisconsin ID and password.
- If you are already have a MyWisconsin ID and are having issues logging into your application, please consult the [CARES Gateway help site](#). From here, find the specific application you are having trouble logging into and contact the relevant helpdesk.