

My Wisconsin ID PRISM User Job Aid

This guide is for the following PRISM Users:

- Internal and Community Users

Inside:

- Log in—pages 2–3
- Resources—page 3

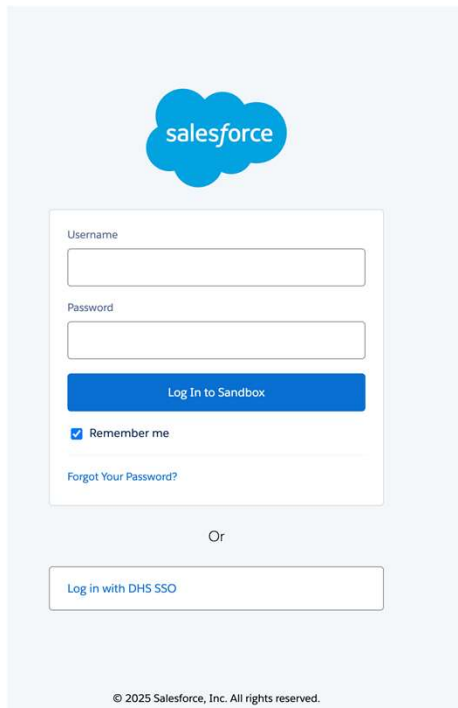


WISCONSIN DEPARTMENT
of **HEALTH SERVICES**

August 2025

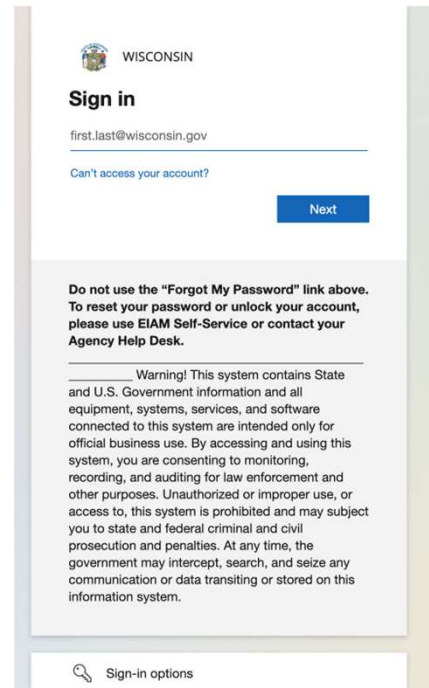
Log In

- 1 **Internal users:** navigate to member-access-wi.my.salesforce.com and select **Log in with DHS SSO**.



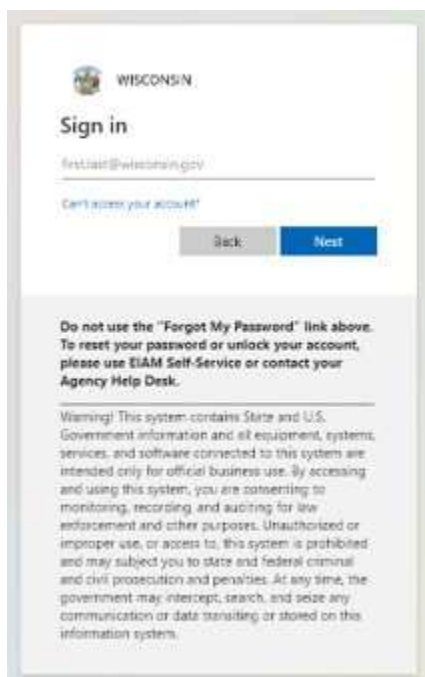
The image shows the Salesforce login page for internal users. At the top, there is a Salesforce logo. Below it, there is a login form with fields for Username and Password. A blue button labeled "Log In to Sandbox" is positioned below the password field. There is a checkbox for "Remember me" and a link for "Forgot Your Password?". Below the form, there is an "Or" separator and a button labeled "Log in with DHS SSO". At the bottom, there is a copyright notice: "© 2025 Salesforce, Inc. All rights reserved."

- Community users:** navigate to prism.wi.gov to access your Salesforce login screen, where you will directly be taken to the MS Entra login screen.

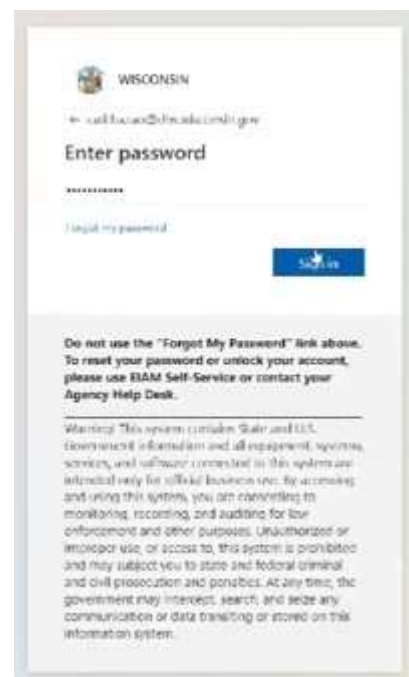


The image shows the Wisconsin Sign in page for community users. At the top, there is a Wisconsin state logo and the text "WISCONSIN". Below it, there is a "Sign in" heading. A text input field contains the email address "first.last@wisconsin.gov". Below the field, there is a link for "Can't access your account?". A blue button labeled "Next" is positioned to the right. Below this, there is a warning message: "Do not use the 'Forgot My Password' link above. To reset your password or unlock your account, please use EIAM Self-Service or contact your Agency Help Desk." Another warning message follows: "Warning! This system contains State and U.S. Government information and all equipment, systems, services, and software connected to this system are intended only for official business use. By accessing and using this system, you are consenting to monitoring, recording, and auditing for law enforcement and other purposes. Unauthorized or improper use, or access to, this system is prohibited and may subject you to state and federal criminal and civil prosecution and penalties. At any time, the government may intercept, search, and seize any communication or data transiting or stored on this information system." At the bottom, there is a link for "Sign-in options".

- 2 From the Entra ID login screen, enter your email address and select **Next**. Enter your password and select **Sign in**. Your Microsoft Entra ID credentials are the same as your **DHS email address and password**.



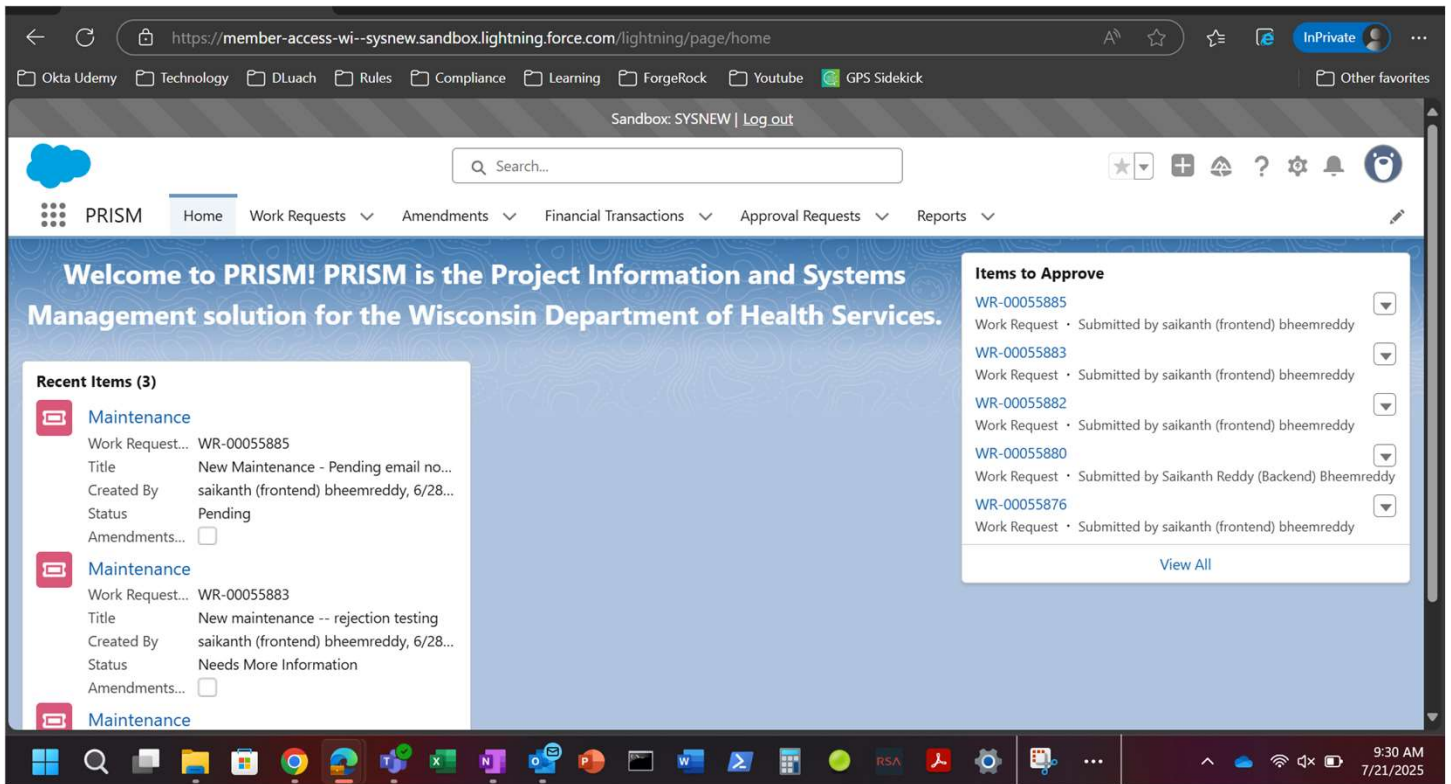
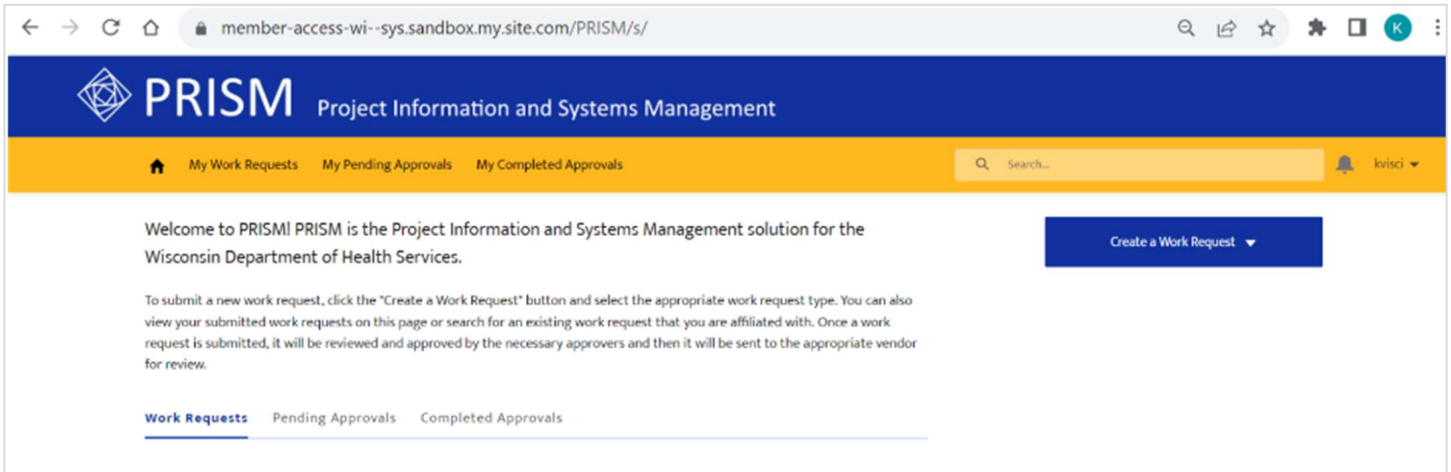
The image shows the Microsoft Entra ID Sign in page. At the top, there is a Microsoft logo and the text "WISCONSIN". Below it, there is a "Sign in" heading. A text input field contains the email address "first.last@wisconsin.gov". Below the field, there is a link for "Can't access your account?". Two buttons, "Back" and "Next", are positioned below the field. Below this, there is a warning message: "Do not use the 'Forgot My Password' link above. To reset your password or unlock your account, please use EIAM Self-Service or contact your Agency Help Desk." Another warning message follows: "Warning! This system contains State and U.S. Government information and all equipment, systems, services, and software connected to this system are intended only for official business use. By accessing and using this system, you are consenting to monitoring, recording, and auditing for law enforcement and other purposes. Unauthorized or improper use, or access to, this system is prohibited and may subject you to state and federal criminal and civil prosecution and penalties. At any time, the government may intercept, search, and seize any communication or data transiting or stored on this information system."



The image shows the Microsoft Entra ID Enter password page. At the top, there is a Microsoft logo and the text "WISCONSIN". Below it, there is a heading "Enter password". A text input field contains a password. Below the field, there is a link for "I forgot my password". A blue button labeled "Sign in" is positioned to the right. Below this, there is a warning message: "Do not use the 'Forgot My Password' link above. To reset your password or unlock your account, please use EIAM Self-Service or contact your Agency Help Desk." Another warning message follows: "Warning! This system contains State and U.S. Government information and all equipment, systems, services, and software connected to this system are intended only for official business use. By accessing and using this system, you are consenting to monitoring, recording, and auditing for law enforcement and other purposes. Unauthorized or improper use, or access to, this system is prohibited and may subject you to state and federal criminal and civil prosecution and penalties. At any time, the government may intercept, search, and seize any communication or data transiting or stored on this information system."

3

You will be redirected to your respective PRISM application.



Resources

If you have issues with MS Entra ID, call the Wisconsin Enterprise Service Desk at 608-264-9383 or email esdhelp@wisconsin.gov.