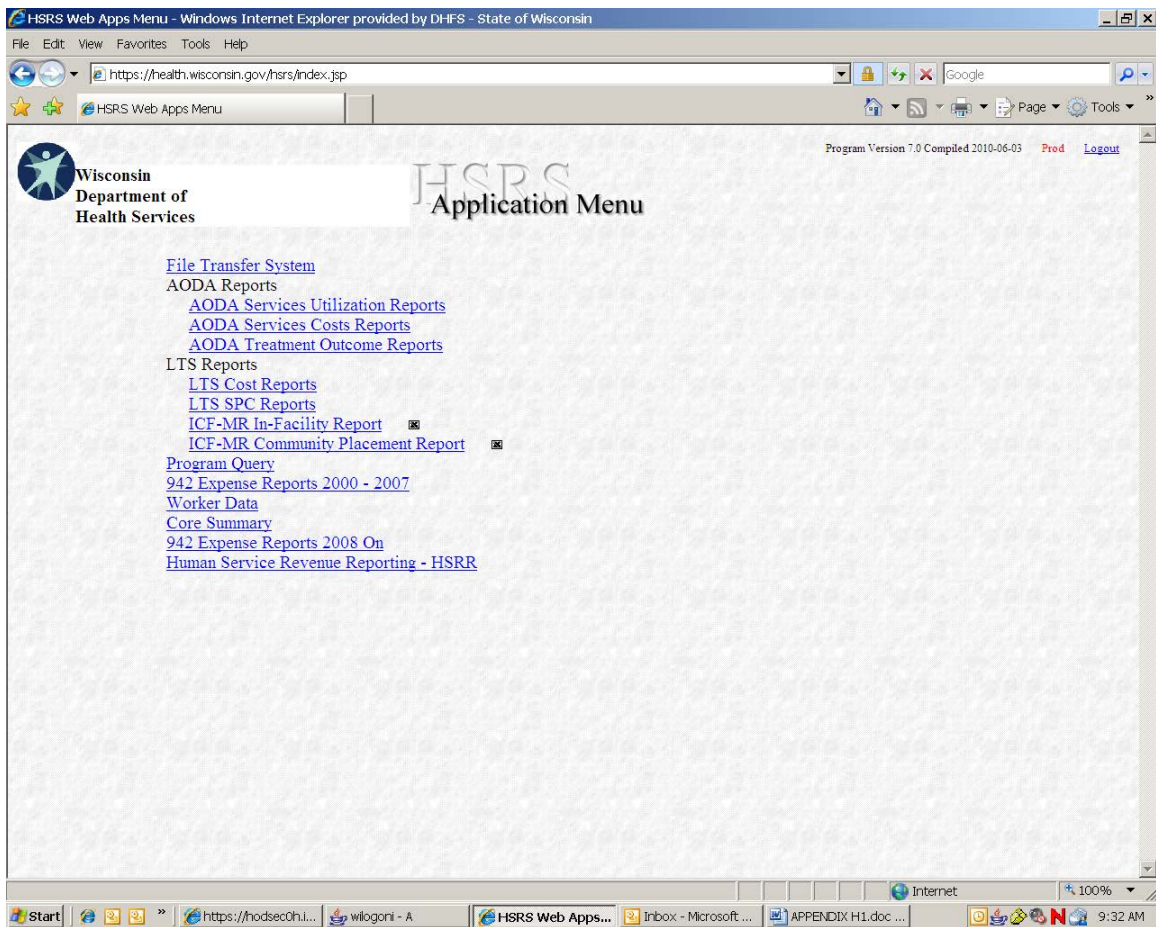
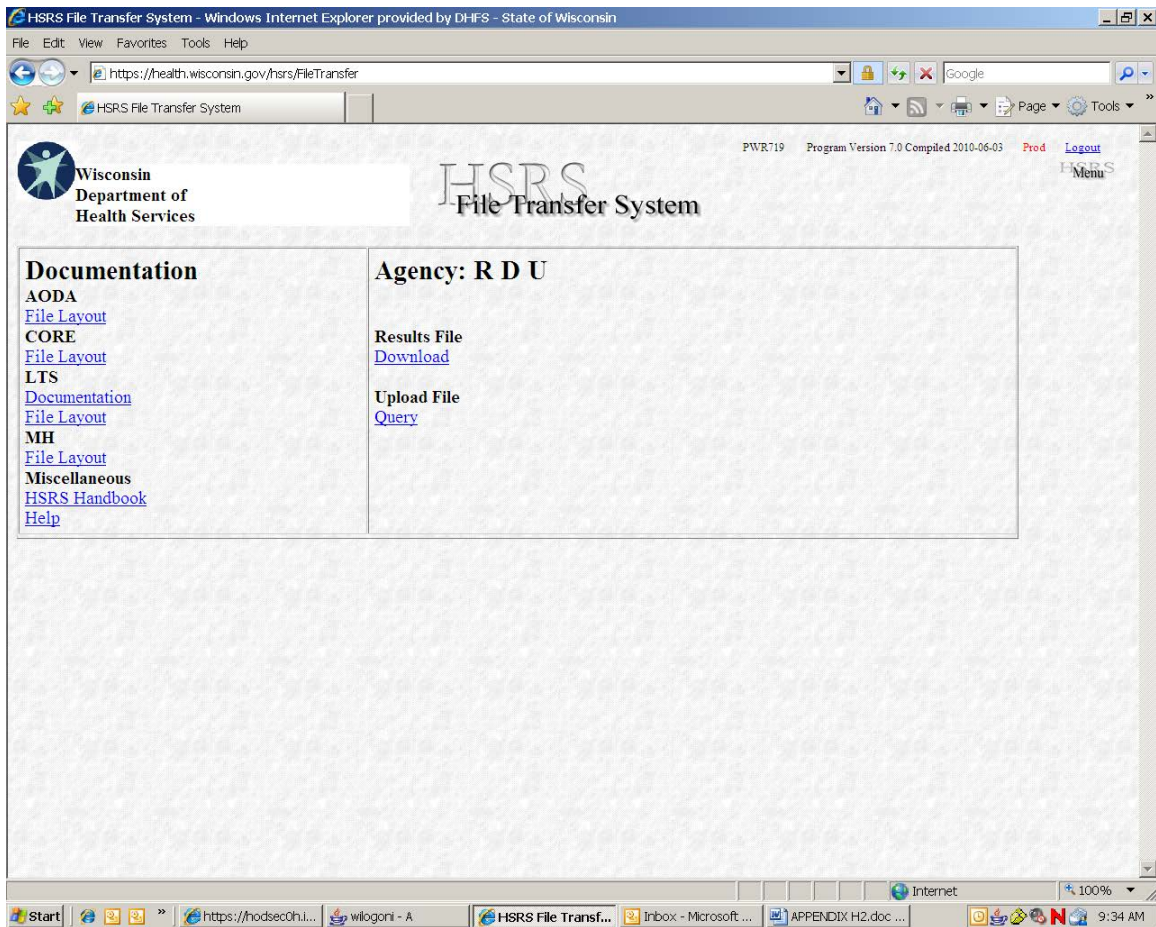


APPLICATION MENU



HSRS APPLICATION MENU – Lists the various web pages available to HSRS users.

PLEASE NOTE: AODA reports are valid through 2011. AODA reporting transitioned to PPS in 2012.



HSRS FILE TRANSFER SYSTEM (FTS) – The FTS allows counties that collect data on their local system to produce an extract file which is then uploaded to the State mainframe for processing. The following State business day a file showing the results may be downloaded. In addition to the upload and the download functions, this screen also provides links to the file layouts for each module type available through FTS, as well as the HSRS Handbook.

AODA Query - Windows Internet Explorer provided by DHFS - State of Wisconsin

File Edit View Favorites Tools Help

https://health.wisconsin.gov/hhrs/AodaReport

AODA Query

Wisconsin Department of Health Services

HSRS AODA

PWR719 Program Version 7.0 Compiled 2010-06-03 Prod Logout Menu

[About AODA Reports](#)

AODA Services Utilization Reports

Agency: MILWAUKEE

Year: 2010 Entire Year

Provider: All Providers

Service: 507 00 OUTPATIENT, REGULAR
507 05 OUTPATIENT, INTENSIVE
507 10 OUTPATIENT, INDIVIDUAL REGULAR (MH-MEDICATION MANAGE)

Race/Ethnicity: All Groups

Gender: All

Age: From: To:

Primary Drug: All Drugs

Codependent/Collateral: All Clients

Impaired Driver: All Records

Query

[AODA Services Utilization Reports](#)
[AODA Services Costs Reports](#)
[AODA Treatment Outcome Reports](#)

Start | Internet | 100%

https://nodsec0h1... wilgoni - A AODA Query - W... Inbox - Microsoft ... APPENDIX H9.doc ... 9:51 AM

HSRS AODA SERVICE UTILIZATION REPORT – Allows users to generate on-demand reports using various AODA data elements.

AODA Service Activity Report - Windows Internet Explorer provided by DHFS - State of Wisconsin

File Edit View Favorites Tools Help

https://health.wisconsin.gov/hsrcs/AodaHome

AODA Service Activity Report

PWR719 Program Version 7.0 Compiled 2010-06-03 Prod Logout Menu

Wisconsin Department of Health Services

HSRS AODA

AODA Services Utilization Reports
AODA Services Costs Reports
AODA Treatment Outcome Reports

8/4/2010

HSRS AODA Service Utilization Report

DANE COUNTY
2010 - Entire Year
Service: 507 00 OUTPATIENT, REGULAR

Admissions, Discharges, Carry-Overs and Units by Provider

SERVICE	Carried Over Prior to 2009	Carried Over From 2009	Admissions 2010	Terminations 2010	Carried Forward	Units of Service 2010	Clients No Units Reported 2010	Clients Units Reported 2010
PROVIDER								
OUTPATIENT, REGULAR 507 00								
HOPE HAVEN INC 0600100000	0	21	2	20	3	168.0	3	20
LUTHERAN SOCIAL SERVICES 0693003000	0	12	0	0	12	0.0	12	0
MENTAL HEALTH CENTER OF DANE C 0712302000	58	286	31	52	323	1773.4	118	257
MENTAL HEALTH CENTER OF DANE C 0712304000	77	118	24	56	163	853.0	95	124
MENTAL HEALTH CENTER OF DANE C 0712305000	46	0	0	0	46	0.0	46	0
MENTAL HEALTH CENTER OF DANE C 0712322000	7	16	6	6	23	123.2	11	18
MENTAL HEALTH CENTER OF DANE C 0712323000	5	17	0	5	17	140.6	1	21
MENTAL HEALTH CENTER OF DANE C 0712327000	1	3	4	1	7	26.9	2	6
MENTAL HEALTH CENTER OF DANE C 0712340000	0	8	6	6	8	82.6	2	12
MERITER HOSPITAL 0745706000	1	0	8	0	9	38.0	1	8
TELLURIAN UCAN INC 0764302000	0	0	1	0	1	5.0	0	1

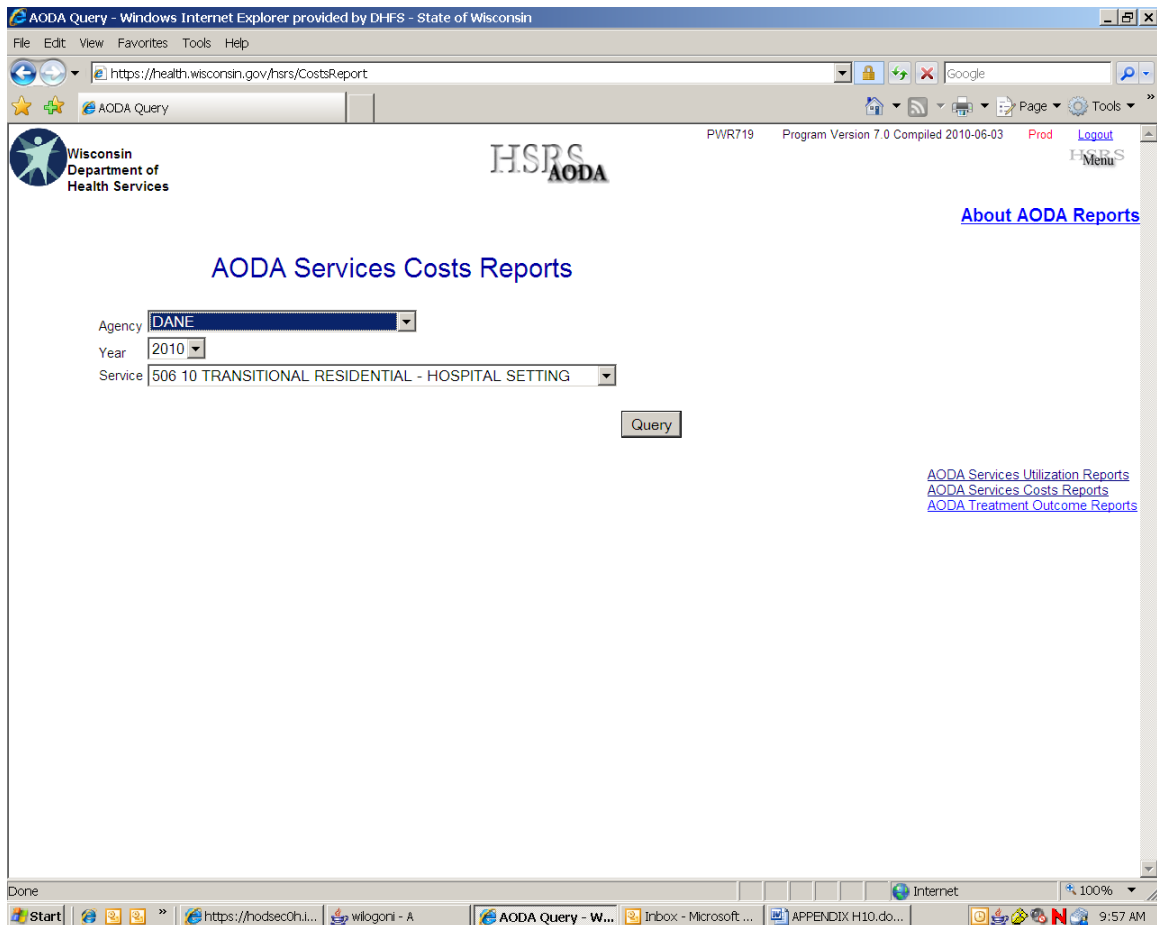
Done

Start | https://nodsec0h... | willogoni - A | AODA Service Ac... | Inbox - Microsoft ... | APPENDIX H9.doc ... | 9:53 AM

HSRS AODA SERVICE UTILIZATION REPORT

Contains by SPC/service:

- carried over prior to (year)
- carried over from (year)
- admissions (year)
- terminations (year)
- carried forward
- units of service (year)
- clients no units reported (year)
- clients units reported (year)



AODA SERVICE COST REPORT – Allows users to generate on-demand reports using various AODA data elements.

AODA Treatment Cost Report - Windows Internet Explorer provided by DHFS - State of Wisconsin

File Edit View Favorites Tools Help

https://health.wisconsin.gov/hsrcs/CostsHome

AODA Treatment Cost Report

PWR719 Program Version 7.0 Compiled 2010-06-03 Prod Logout Menu

Wisconsin Department of Health Services

HSR AODA

AODA Services Utilization Reports
 AODA Services Costs Reports
 AODA Treatment Outcome Reports

HSRS AODA Treatment Service Cost Report
 DANE COUNTY
 2010

8/4/2010

Admissions, Units of Service, and Costs

SERVICE CLUSTER & DETAIL	Clients without Units	Clients with Units	Clients Discharged	2010 Units	Average Units for Discharges	Expenses All Sources	Estimated Unit Cost	Estimated Client Cost
100 CHILD DAY CARE - CRISIS RESPITE						0		
104 SUPPORTIVE HOME CARE						0		
107 SPECIALIZED TRANSPORTATION & ESCORT						0		
200 ACCESS OUTREACH & PREVENTION						0		
300 COMMUNITY LIVING/SUPPORT SERVICES						0		
400 INVESTIGATIONS & ASSESSMENTS						0		
600 COMMUNITY SUPPORT PROGRAMS						0		
600 WORK-RELATED & DAY SERVICES						0		
700 COMMUNITY RESIDENTIAL SERVICES						0		
50620 - Transitional residential	22	49	23	1,739.00	88.70	0	0.00	0.00
800 COMMUNITY TREATMENT SERVICES						0		
50700 - Outpatient, regular	298	543	175	7,165.90	36.89	0	0.00	0.00
70410 - Day treatment	8	49	22	9,532.75	381.24	0	0.00	0.00
900 INPATIENT & INSTITUTIONAL CARE						0		
50370 - Medically monitored CBRF	3	56	42	1,304.00	29.36	0	0.00	0.00

Done

Start | https://nodsec0h... | willogoni - A | AODA Treatmentmen... | Inbox - Microsoft ... | Microsoft Word | 9:59 AM

AODA TREATMENT SERVICE COST REPORT

Contains by SPC/service:

- clients without units
- clients with units
- clients discharged
- total units
- average units for discharge
- expenses all sources
- estimated unit cost

AODA Treatment Outcome Reports - Windows Internet Explorer provided by DHFS - State of Wisconsin

File Edit View Favorites Tools Help

https://health.wisconsin.gov/hsrcs/OutcomeReport

AODA Treatment Outcome Reports

Wisconsin Department of Health Services

HSRS AODA

PWR719 Program Version 7.0 Compiled 2010-06-03 Prod Logout Menu

[About AODA Reports](#)

AODA Treatment Outcome Reports

Report: TREATMENT COMPLETION

Agency: DANE

Year: 2010 Entire Year

Provider: All Providers

Service: 503 50 MEDICALLY MANAGED INPATIENT
503 60 MEDICALLY MONITORED HOSPITAL TREATMENT
503 70 MEDICALLY MONITORED CBRF TREATMENT

Race/Ethnicity: All Groups

Gender: All

Age: From: To:

Primary Drug: All Drugs

Codependent/Collateral: All Clients

Impaired Driver: All Records

Query

[AODA Services Utilization Reports](#)
[AODA Services Costs Reports](#)
[AODA Treatment Outcome Reports](#)

Start | https://nodsec0h... | wilogoni - A | AODA Treatmen... | Inbox - Microsoft ... | APPENDIX H12.do... | Internet | 100% | 10:05 AM

HSRS AODA TREATMENT OUTCOME REPORTS - Allows users to generate on-demand reports using various AODA data elements.

AODA Treatment Outcome Report - Treatment Completion - Windows Internet Explorer provided by DHFS - State of Wisconsin

File Edit View Favorites Tools Help

https://health.wisconsin.gov/hsrcs/OutcomeHome

AODA Treatment Outcome Report - Treat...

PWR719 Program Version 7.0 Compiled 2010-06-03 Prod Logout

HSRS AODA

Wisconsin Department of Health Services

8/4/2010

[AODA Services Utilization Reports](#)
[AODA Services Costs Reports](#)
[AODA Treatment Outcome Reports](#)

HSRS AODA Treatment Outcome Report - Treatment Completion

DANE COUNTY
2010 Entire Year
Service: 507 00 OUTPATIENT, REGULAR

Percent of Consumers Completing Services With Improvement
By Service and Provider

SERVICE	Discharges	Missing Data	Completing With Improvement	
PROVIDER			Number	Percent
OUTPATIENT, REGULAR 507 00				
HOPE HAVEN INC 0600100000	20	0	4	20%
MENTAL HEALTH CENTER OF DANE C 0712302000	52	0	20	38%
MENTAL HEALTH CENTER OF DANE C 0712304000	56	0	37	66%
MENTAL HEALTH CENTER OF DANE C 0712322000	6	0	2	33%
MENTAL HEALTH CENTER OF DANE C 0712323000	5	0	1	20%
MENTAL HEALTH CENTER OF DANE C 0712327000	1	0	1	100%
MENTAL HEALTH CENTER OF DANE C 0712340000	6	0	1	17%
TELLURIAN UCAN INC 0764303000	5	0	4	80%
ARC COMMUNITY SERVICES INC 0945903000	12	0	8	67%
FAMILY SERVICE INC 0965200000	1	0	1	100%

Done

Start | https://hodsec0h... | willogoni - A | AODA Treatmen... | Inbox - Microsoft ... | APPENDIX H13.do... | 10:36 AM

AODA TREATMENT OUTCOME REPORT

Contains by SPC/service: - discharges

- missing data

- number completing with improvement

- percent completing with improvement

Line HSRS LTS Module Reports

At this site, Counties have direct access to selected HSRS Long Term Support (LTS) data reports.

The data available at this site comes from the Human Services Reporting System's LTS Module. The LTS Module is a system to collect data on clients receiving publicly supported services for long term care under contract with County Departments of Human Services or Community Programs. Data collected include type of service, units and costs.

For reporting purposes, a client is an adult or child who participates in the Community Options Program or one of the Home and Community Based Waivers that serves elderly or people with a developmental or physical disability.

The ICF-MR In-Facility Report allows counties to monitor the utilization of facilities for the persons with developmental disabilities for whom they are responsible. The report includes patient days, number of persons receiving no active treatment determinations, and number of deaths. The data in the report comes from claims submitted by facilities to the state Medical Assistance Program.

The ICF-MR Community Placement Report allows counties to monitor certain data for persons they have relocated in the ICF-MR Restructuring Initiative. The report includes clients served, community days, persons returned to facilities, and deaths. The data comes from data entered by the counties into the Human Services Reporting System and from claims submitted by facilities to the state Medical Assistance Program.

The client data at this site is updated monthly, however, this does not mean that all of the data is current. At a minimum, county agencies are required to enter data quarterly and within 60 days of the service. For example, if information is needed for the January through March quarter, it is best to wait until at least the first of May (or later) in order to get the most current data. All data is final by May of the following year. For example, costs reports for 2008 would be available in May 2009.

At this time, appropriate county staff may have access to their own county's detailed data.

LTS COST REPORTS

Contain by waiver program type:

- unduplicated client counts
- costs
- days of service

- costs per day
- units
- costs per units

LTS SPC REPORTS

Contain by SPC/service:

- unduplicated client counts
- costs
- days of service
- costs per day
- units
- costs per units

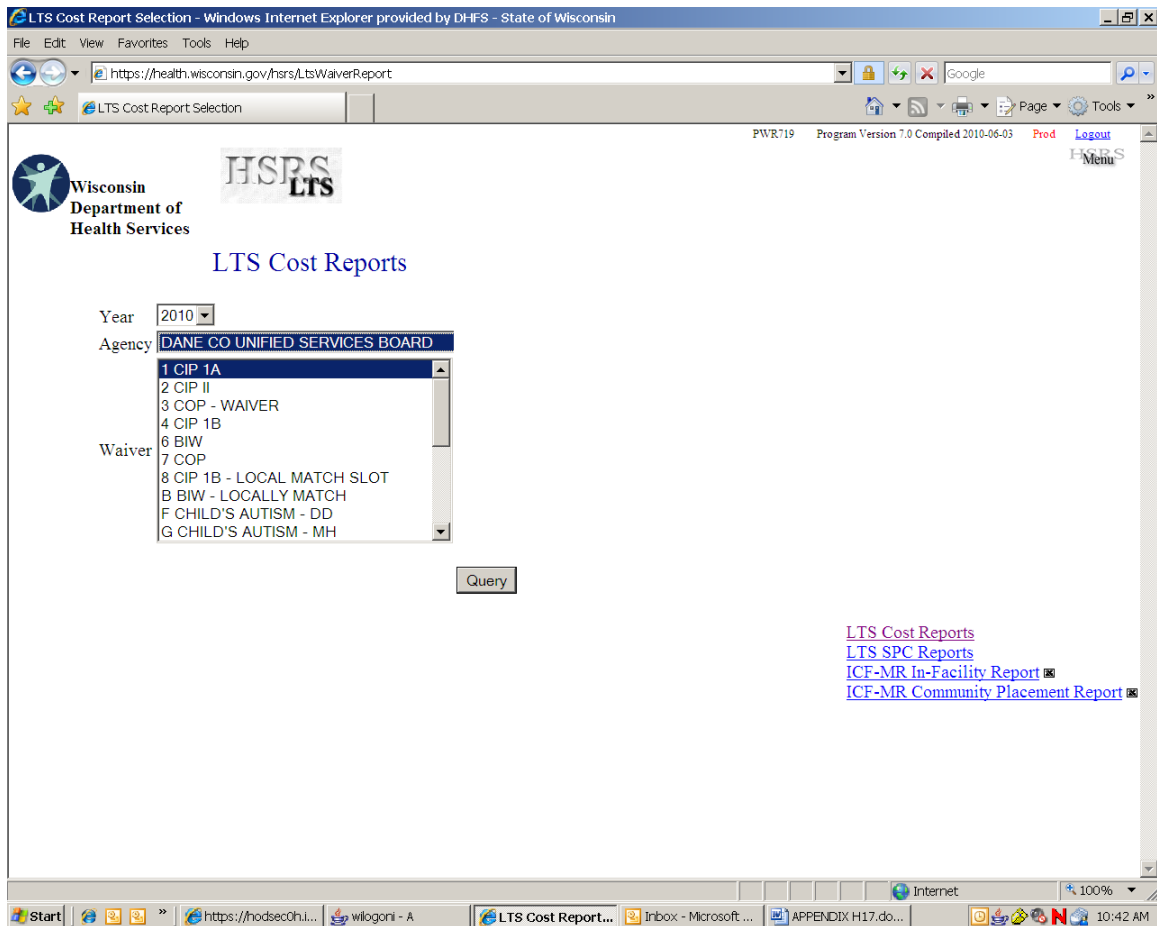
ICF-MR IN-FACILITY REPORT

- patient days
- NATs
- deaths by county

ICF-MR COMMUNITY PLACEMENT REPORT

- unduplicated client counts
- programs
- clients served
- community days
- DD Level - returned to care
- NAT - returned to care
- deaths

These reports are also offered in Excel Worksheets.



LTS COST REPORT – Allows users to generate on-demand reports.

LTS Cost Report - Windows Internet Explorer provided by DHFS - State of Wisconsin

File Edit View Favorites Tools Help

https://health.wisconsin.gov/hsrcs/LtsHome

LTS Cost Report

PWR:719 Program Version 7.0 Compiled 2010-06-03 Prod Logout

Wisconsin Department of Health Services HSRCS LTS



LTS Cost Report
ROCK CO HSD
2010

8/4/2010

Clients, Days of Service, and Costs

Waiver Type Funding Source	Unduplicated Clients	Costs(Net) \$	Days	Costs/Day \$
2 CIP II	273	2,199,021	43,780	50.23
NOT APPLICABLE	258	2,084,234	41,584	50.12
FT FAMILY CARE TRANSFER	1	450	30	14.99
ND NURSING HOME DIVERSION	14	114,338	2,166	52.79
3 COP - WAIVER	120	1,110,708	19,648	56.53
7 COP	132	406,700	18,382	22.12
N COMMUNITY RELOCATE INITIATIVE	12	80,140	1,389	57.70

View Excel Report

[LTS Cost Reports](#)
[LTS SPC Reports](#)
[ICF-MR In-Facility Report](#) 
[ICF-MR Community Placement Report](#) 

Done

Start | https://hodsec0h... | wlogoni - A | LTS Cost Report... | Inbox - Microsoft... | Microsoft Word | 10:51 AM

LTS COST REPORT

Contains by waiver program: - unduplicated client counts

- costs
- days of service
- costs per day

LTS SPC Costs/Unit - Windows Internet Explorer provided by DHFS - State of Wisconsin

File Edit View Favorites Tools Help

https://health.wisconsin.gov/hhrs/SpcWaiverReport

LTS SPC Costs/Unit

PWR:719 Program Version 7.0 Compiled 2010-06-03 Logout Menu

Wisconsin Department of Health Services

HSPS LTS

LTS SPC Reports Costs/Unit

Year: 2010

Agency: DANE CO UNIFIED SERVICES BOARD

Waiver: NO LTS CODE
1 CIP 1A
2 CIP II
3 COP - WAIVER
4 CIP 1B

SPC: ALL SPCs

Query

[LTS Cost Reports](#)
[LTS SPC Reports](#)
[ICF-MR In-Facility Report](#)
[ICF-MR Community Placement Report](#)

Start | https://hodsec0h... | wlogoni - A | LTS SPC Costs/... | Inbox - Microsoft ... | APPENDIX H19.do... | 10:55 AM

LTS SPC REPORT – Allows users to generate on-demand reports using various LTS data elements.

LTS SPC Costs/Unit Report - Windows Internet Explorer provided by DHFS - State of Wisconsin

File Edit View Favorites Tools Help

https://health.wisconsin.gov/hhrs/SPCHome

LTS SPC Costs/Unit Report

PWR719 Program Version 7.0 Compiled 2010-06-03 Prod Logout

Wisconsin Department of Health Services

HSRS LTS

LTS SPC Report
Costs/Unit
DANE CO UNIFIED SERVICES BOARD
2010
1 CIP 1A
Costs, Days and Units of Service by SPC

8/4/2010

Standard Program Category	Unduplicated Clients	Costs(Gross) \$	Days	Costs/Day \$	Units	Costs/Unit \$
10399 RESPITE CARE - OTHER	1	489	59	8.28	43.50	11.23
10730 SPECIALIZED TRANSPORT & ESCORT	29	74,645	4,167	17.91	4,983.00	14.98
110 DAILY LIVING SKILLS TRAINING	37	46,830	1,579	29.66	287.80	162.72
11246 PERSONAL EMERGENCY RESPONSE SYSTEMS	8	11,270	1,177	9.58	11,270.00	1.00
113 CONSUMER EDUCATION AND TRAINING	4	1,604	122	13.15	36.00	44.56
20201 ADULT FAMILY HOME 1-2 BEDS	2	17,427	302	57.70	302.00	57.70
20202 ADULT FAMILY HOME 3-4 BEDS	7	154,396	1,054	146.49	1,057.00	146.07
50661 CBRF 5-8 LICENSED BEDS	1	33,825	151	224.01	151.00	224.01
50703 COUNSELING AND THERAPEUTIC RESOURCES	28	10,588	1,979	5.35	135.00	78.43
604 CASE MANAGEMENT	81	79,425	11,667	6.81	1,744.10	45.54
60910 CONSUMER DIRECTED SUPPORTS	80	1,712,620	11,960	143.20	11,896.00	143.97
610 HOUSING COUNSELING	2	604	121	4.99	13.70	44.10
615 SUPPORTED EMPLOYMENT	2	417	91	4.58	47.00	8.87
710 SKILLED NURSING SERVICES	38	20,879	2,991	6.98	281.80	74.09

View Excel Report

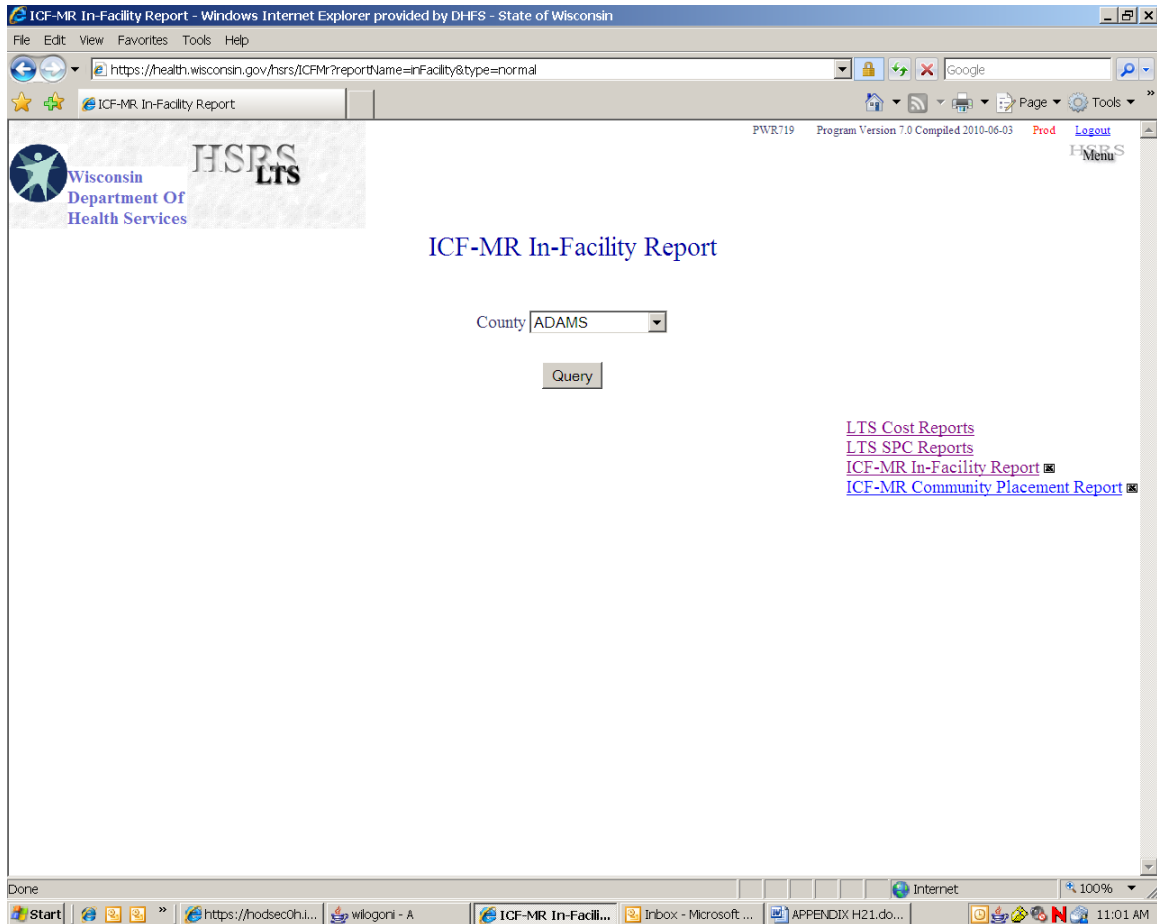
LTS Cost Reports
LTS SPC Reports

Start | https://hodsec0h... | wlogoni - A | LTS SPC Costs/... | Inbox - Microsoft ... | APPENDIX H20.do... | 10:58 AM

LTS SPC REPORT

Contains by SPC/service:

- unduplicated client counts
- costs
- days of service
- costs per day
- units
- costs per unit



ICF-MR IN FACILITY REPORT – Allows users to generate on-demand reports.

In Facility Report-By Year - Windows Internet Explorer provided by DHFS - State of Wisconsin

File Edit View Favorites Tools Help

https://health.wisconsin.gov/hhrs/InFacilityQuery

In Facility Report-By Year

PWR719 Program Version 7.0 Compiled 2010-06-03 Prod Logout Menu

8/4/2010



Wisconsin Department Of Health Services HRS LTS

ICF-MR In-Facility Report DANE COUNTY

Patient Days, NATs, and Deaths by County

Reporting Year	Patient Days	NATs	Deaths
2005	6763	1	2
2006	5289	1	0
2007	4288	0	4
2008	2962	0	0
County Totals	19302	2	6

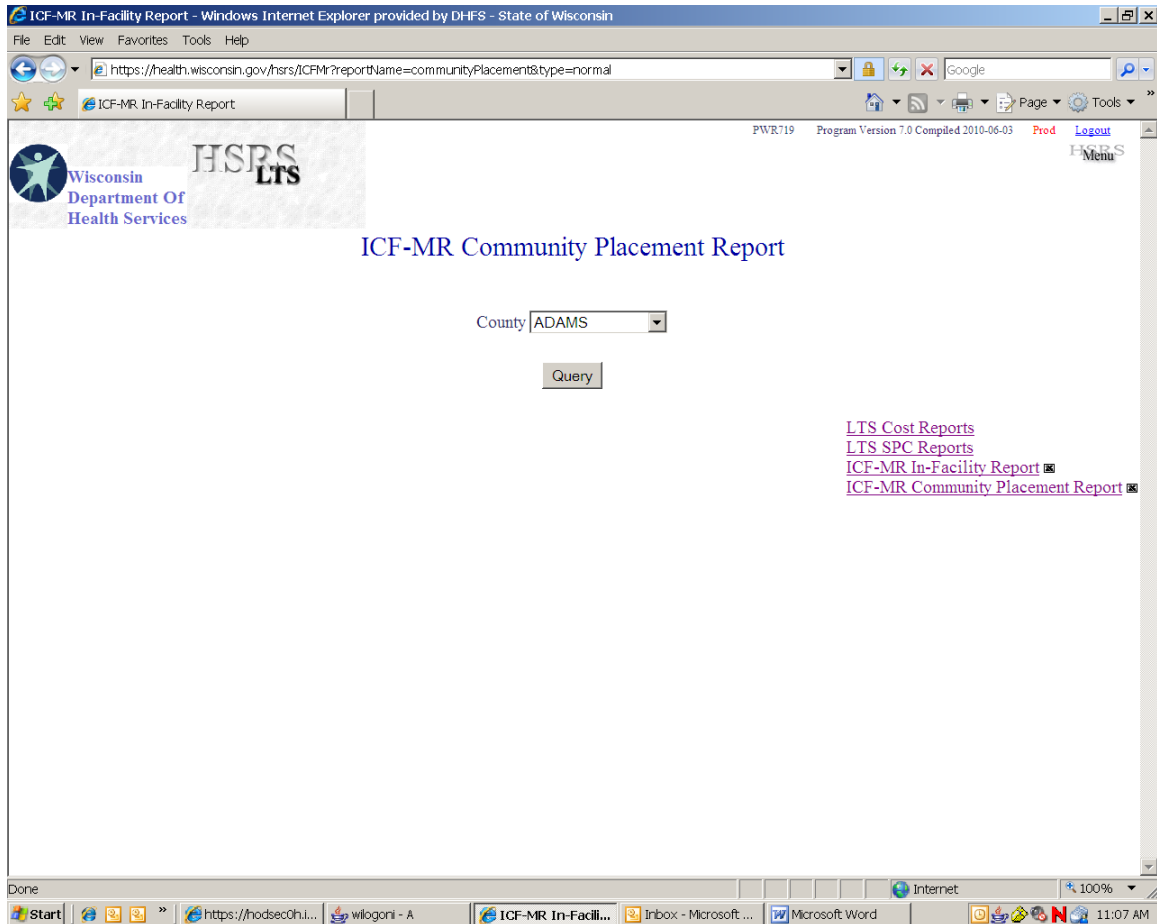
Rev. 06/28/2006

[LTS Cost Reports](#)
[LTS SPC Reports](#)
[ICF-MR In-Facility Report](#) 
[ICF-MR Community Placement Report](#) 

Start | https://hodsec0h... | wlogoni - A | In Facility Repor... | Inbox - Microsoft ... | Microsoft Word | Internet | 100% | 11:05 AM

ICF-MR IN FACILITY REPORT

Contains by county: - patient days
- NATs
- deaths



ICF-MR COMMUNITY PLACEMENT REPORT – Allows users to generate on-demand reports.

ICF-MR Community Placement Report - Windows Internet Explorer provided by DHFS - State of Wisconsin

File Edit View Favorites Tools Help

https://health.wisconsin.gov/hhrs/CommPlacementQuery

ICF-MR Community Placement Report

PWR:719 Program Version 7.0 Compiled 2010-06-03 Prod Logout

Wisconsin Department of Health Services

HSRS LTS

8/4/2010

ICF-MR Community Placement Report DANE COUNTY

Clients and Community Days by County

Reporting Year	2005 to Present Unduplicated Clients	Programs	Clients Served	Community Days	Returned to Care DD Level	Returned to Care NAT	Deaths
2005	2	Programs	2	124	0	0	2
		Family Care	0	0	0	0	0
		PACE/Partnership	0	0	0	0	0
		CIP1B	2	124	0	0	2
2006	3	Programs	1	890	0	0	0
		Family Care	0	0	0	0	0
		PACE/Partnership	0	0	0	0	0
		CIP1B	1	890	0	0	0
2007	3	Programs	0	1095	0	0	4
		Family Care	0	0	0	0	0
		PACE/Partnership	0	0	0	0	0
		CIP1B	0	1095	0	0	4
2008	3	Programs	0	915	0	0	0
		Family Care	0	0	0	0	0
		PACE/Partnership	0	0	0	0	0
		CIP1B	0	915	0	0	0
County Totals			3	3024	0	0	6

Print: 8/21/2006

Start | https://hodsec0h... | wlogoni - A | ICF-MR Commu... | Inbox - Microsoft ... | APPENDIX H24.do... | 11:09 AM

ICF-MR COMMUNITY PLACEMENT REPORT

Contains by county: - unduplicated clients

- programs
- clients served
- community days
- returned to care/DD level
- returned to care/NAT
- deaths

HSRS SPC Maintenance - Query - Windows Internet Explorer provided by DHFS - State of Wisconsin

File Edit View Favorites Tools Help

https://health.wisconsin.gov/hsrs/SpqQuery

HSRS SPC Maintenance - Query

Wisconsin Department of Health Services

HSRS Program Query

PWR719 Program Version 7.0 Compiled 2010-06-03 Prod Logout Menu

[Add HSRS SPC](#)
[Add HIPAA code](#)

Query by Module

Core

Program	HIPAA	Translation	Units	Costs	Description
100	No		None	No	CHILD DAY CARE - CRISIS/RESPITE
101	No		None	No	CHILD DAY CARE - CRISIS/RESPITE
102	No		None	No	ADULT DAY CARE
103	No		None	No	RESPITE CARE
104	No		None	No	SUPPORTIVE HOME CARE
106	No		None	No	HOUSING/ENERGY ASSISTANCE
107	No		None	No	SPECIALIZED TRANSPORTATION AND ESCORT
108	No		None	No	WORK RELATED SERVICES
110	No		None	No	DAILY LIVING SKILLS TRAINING
111	No		None	No	FAMILY SUPPORT
112	No		None	No	INTERPRETER SERVICES AND ADAPTIVE EQUIPMENT
200	No		None	No	COMMUNITY PREVENTION, ACCESS, & OUTREACH
201	No		Days	No	ADOPTIONS
202	No		Days	No	ADULT FAMILY HOME
203	No		Days	No	FOSTER HOME
204	No		Days	No	GROUP HOME
205	No		Days	No	SHELTER CARE
300	No		None	No	COMMUNITY LIVING/SUPPORT SERVICES
301	No		None	No	COURT INTAKE AND STUDIES

Done

Start | https://hodsec0h... | wlogoni - A | HSRS SPC Maint... | Inbox - Microsoft ... | APPENDIX H25.do... | 11:12 AM

HSRS PROGRAM QUERY – Allows all users to view SPC code descriptions and HIPAA equivalents by module.

HSRS Worker Table - Windows Internet Explorer provided by DHFS - State of Wisconsin

File Edit View Favorites Tools Help

https://health.wisconsin.gov/hsrs/WorkerFile

HSRS Worker Table

Wisconsin Department of Health Services

PWR719 Program Version 7.0 Compiled 2010-06-03 Prod Logout Menu

Human Services Reporting System Worker Data

Worker Number:

Last Name:

First Name: MI: Suff:

Supvisr/Unit-Code:

Done

Start | https://hodsec0h... | wlogoni - A | HSRS Worker Ta... | Inbox - Microsoft... | APPENDIX H26.do... | 11:14 AM

HSRS WORKER DATA – Used to inquire worker numbers. All workers in a reporting unit can be found by entering the first five digits. (Example 94005)

HSRS F942 Reporting - Windows Internet Explorer provided by DHFS - State of Wisconsin

File Edit View Favorites Tools Help

https://health.wisconsin.gov/hsrs/F942

HSRS F942 Reporting

Wisconsin Department of Health Services

PWR719 Program Version 7.0 Compiled 2010-06-03 Prod Logout Menu

Human Services Reporting System

Expense Report
For Human Service Programs
F-20942

Report Year: 2009

Reporting Unit: 4002 - ASHLAND CO HSD

Display Form

Help

Start | https://nodsec0h... | wlogoni - A | HSRS F942 Rep... | Inbox - Microsoft... | APPENDIX H2B.do... | Internet | 100% | 11:25 AM

HSRS EXPENSE REPORT (F-20942) – Used by counties to report the 942 expense data on an annual basis. January – December expenditures are due April 30th of the following year. All reports must be submitted by April 30th with no exceptions due to federal reporting requirements.

Click on Display Form.

Enter Agency Contact Name, Agency Contact Phone, and numbers.

Click on Submit Form.

Continue to click on the STANDARD PROGRAM CLUSTER links, enter the numbers, and submit form after each group.

A print copy can be obtained by clicking on the Excel For Print link in the upper right corner of the screen.

HUMAN SERVICE REVENUE REPORT (F-22540 HSRR) – Used to enter total gross expenditures by revenue source for all human service programs for costs incurred and revenues applied on an accrual basis for each calendar year. January – December expenditures are due May 15TH of the following year.

Click on Display Form.

Click on COUNTY REVENUE TOTAL.

Enter: Agency Contact Name, Agency Contact Phone, Agency Contact E-mail, number amounts.

Click on Submit Form.

Continue to click on the Revenue Source links, enter the amounts, and submit form after each group.

A print copy can be obtained by clicking on the Excel For Print link in the upper right corner of the screen.