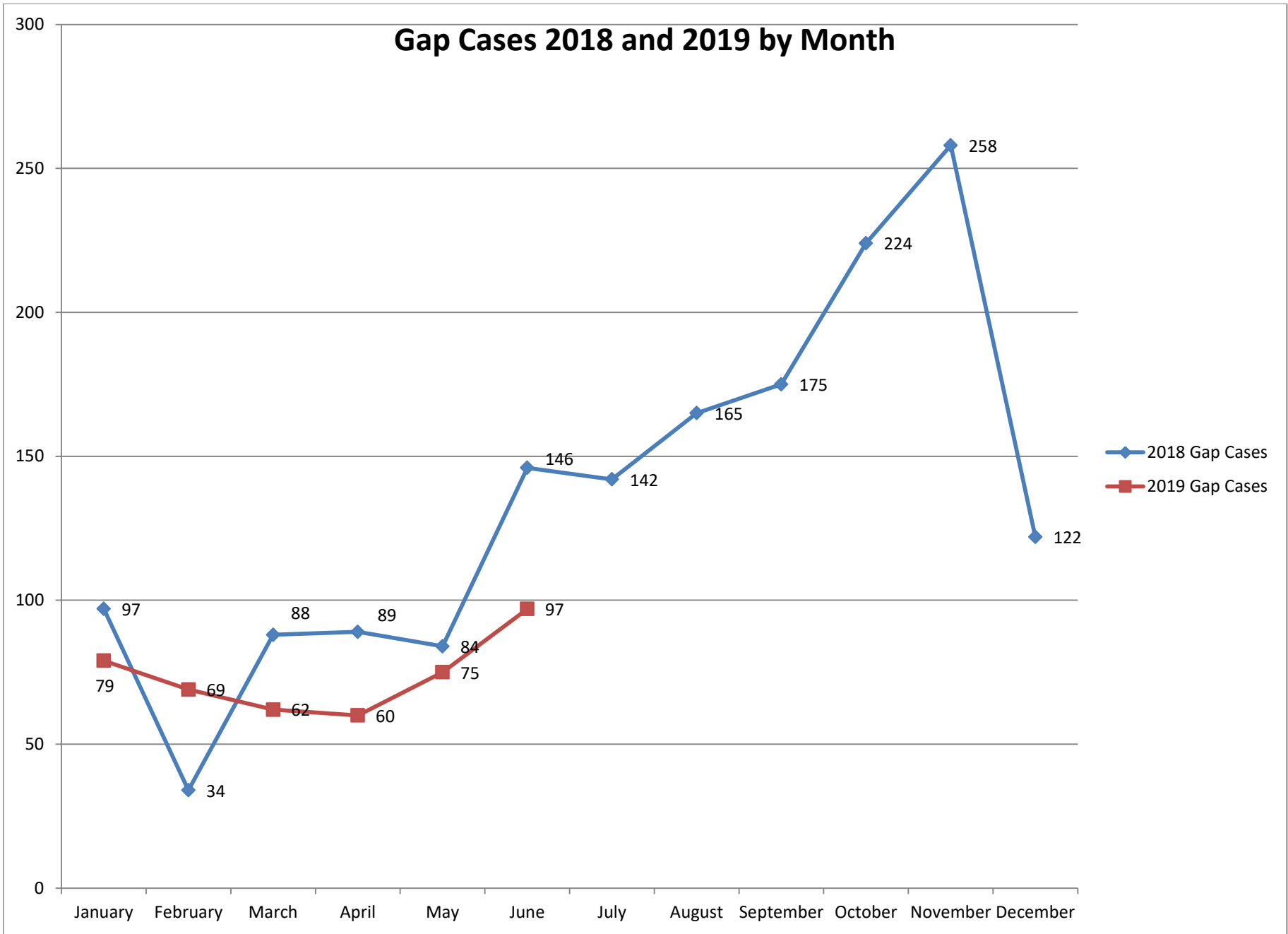

Gap Case Report
June 2019

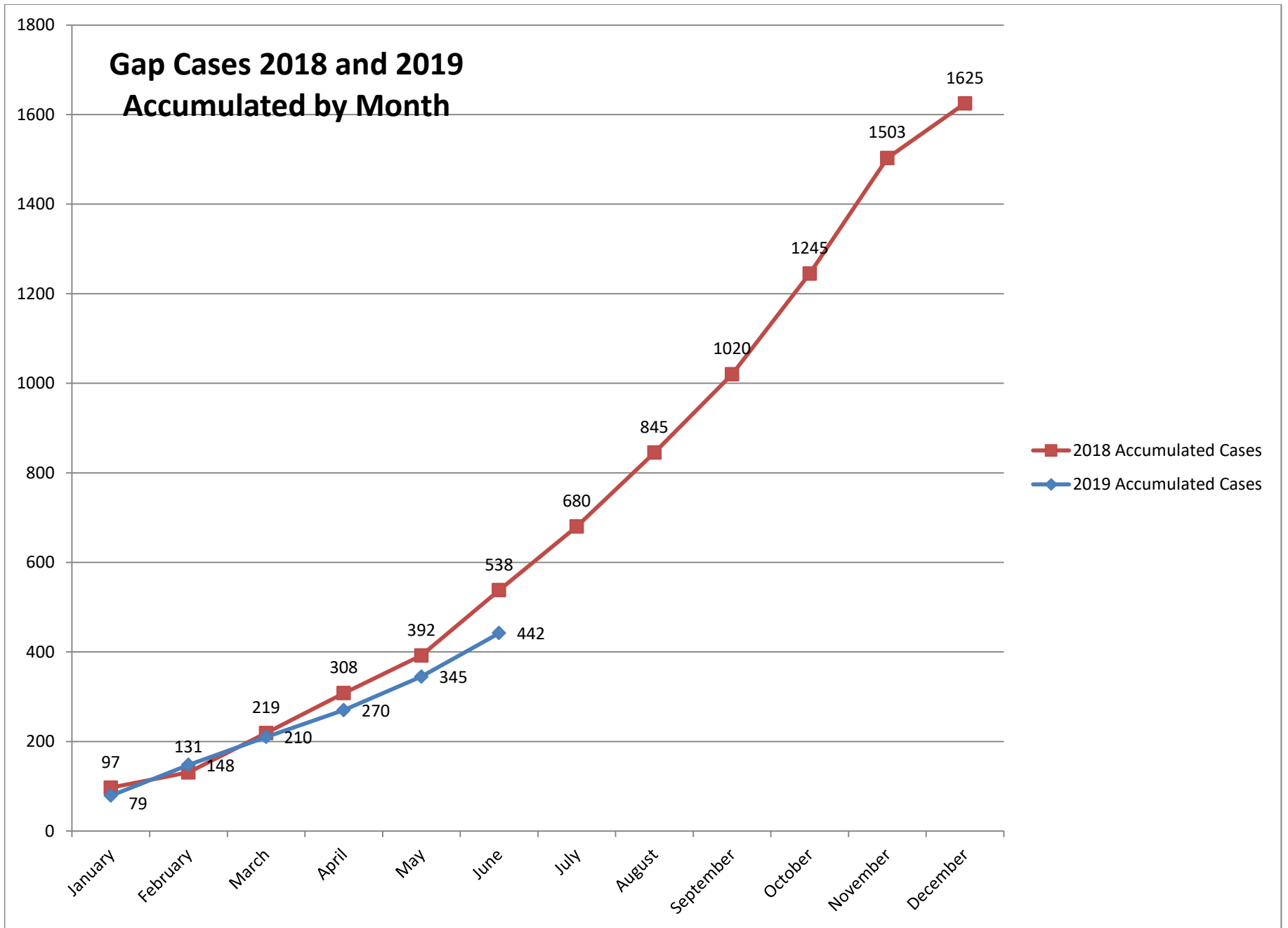
Table of Contents

Two Year Gap Case Data2
Two Year Gap Case Graph3
Two Year Gap Accumulated Graph4
Gap Case Data by Consortium5
Gap Case Graph by Consortium.....6
Gap Case Data by County7

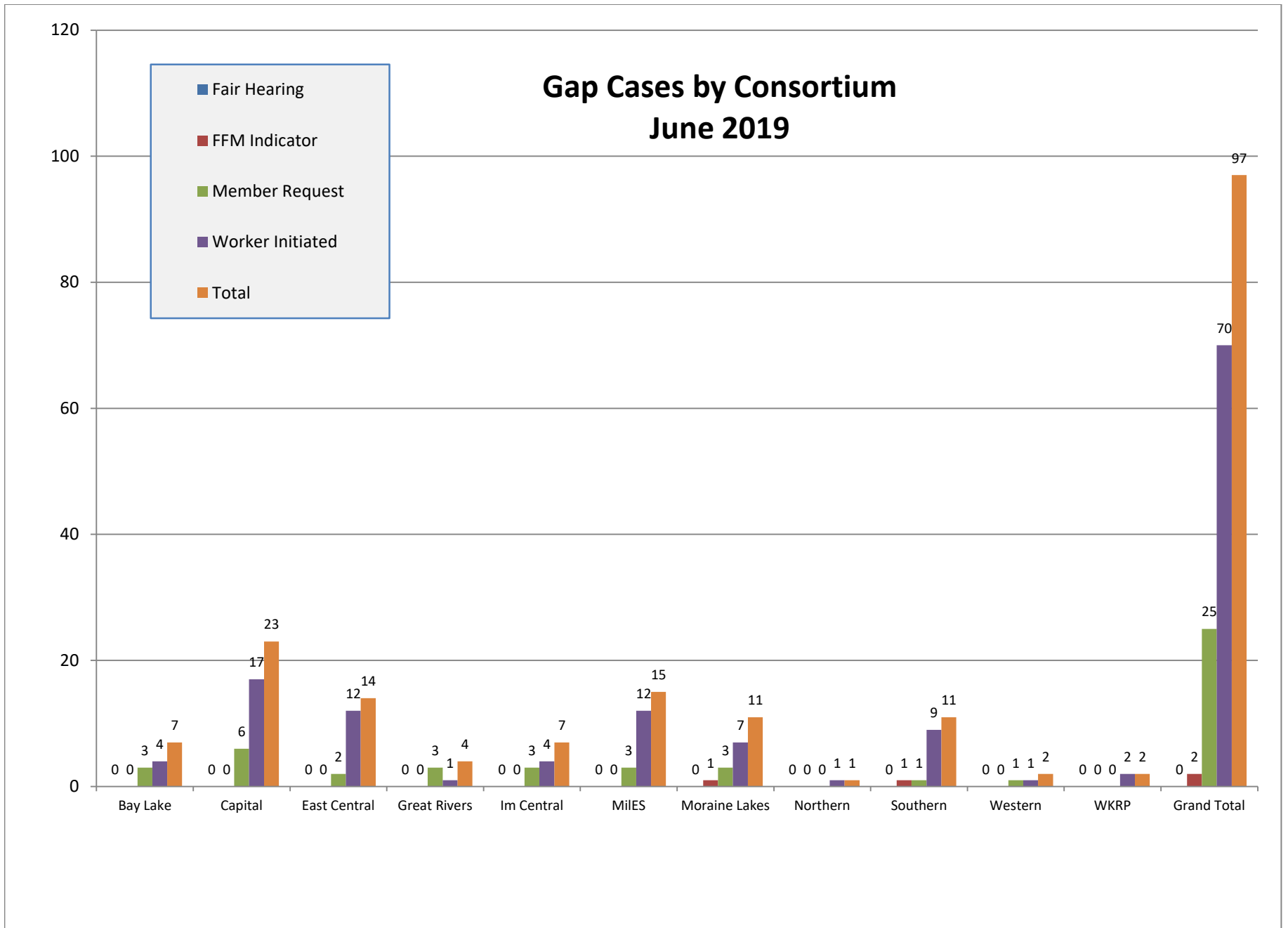
Gap Eligible Cases June 2019

Month	2018 Gap Cases	2018 Accumulated Cases	2019 Gap Cases	2019 Accumulated Cases
January	97	97	79	79
February	34	131	69	148
March	88	219	62	210
April	89	308	60	270
May	84	392	75	345
June	146	538	97	442
July	142	680		
August	165	845		
September	175	1020		
October	225	1245		
November	258	1503		
December	122	1625		





Gap Cases by Consortium for June 2019					
	Fair Hearing	FFM Indicator	Member Request	Worker Initiated	Total
Bay Lake	0	0	3	4	7
Capital	0	0	6	17	23
East Central	0	0	2	12	14
Great Rivers	0	0	3	1	4
Im Central	0	0	3	4	7
MilES	0	0	3	12	15
Moraine Lakes	0	1	3	7	11
Northern	0	0	0	1	1
Southern	0	1	1	9	11
Western	0	0	1	1	2
WKRP	0	0	0	2	2
Grand Total	0	2	25	70	97



Gap Cases by County June 2019					
County	Fair Hearing	FFM Indicator	Member Request	Worker Initiated	Total
Adams	0	0	0	1	1
Brown	0	0	2	1	3
Calumet	0	0	0	2	2
Columbia	0	0	1	1	2
Crawford	0	0	0	1	1
Dane	0	0	4	9	13
Dodge	0	0	0	1	1
Eau Claire	0	0	2	1	3
Fond du Lac	0	0	0	3	3
Grant	0	0	0	3	3
Green	0	0	0	1	1
Jefferson	0	0	0	1	1
Juneau	0	0	0	2	2
Kenosha	0	0	0	1	1
La Crosse	0	0	1	0	1
Langlade	0	0	0	1	1
Manitowoc	0	0	0	3	3
Marinette	0	0	1	1	2
Marquette	0	0	0	2	2
Milwaukee	0	1	3	12	16
Oconto	0	0	0	1	1
Oneida	0	0	2	3	5
Outagamie	0	0	1	1	2
Polk	0	0	1	0	1
Portage	0	0	1	0	1
Racine	0	0	0	1	1
Richland	0	0	0	1	1
Rock	0	1	1	3	5
Sauk	0	0	0	2	2
Shawano	0	0	0	1	1
Sheboygan	0	0	1	0	1
Vernon	0	0	0	1	1
Walworth	0	0	1	0	1
Waukesha	0	0	2	4	6
Waupaca	0	0	0	1	1
Waushara	0	0	1	0	1
Winnebago	0	0	0	3	3
Wood	0	0	0	1	1
Total	0	2	25	70	97