

---

## Gap Case Report May 2021

---

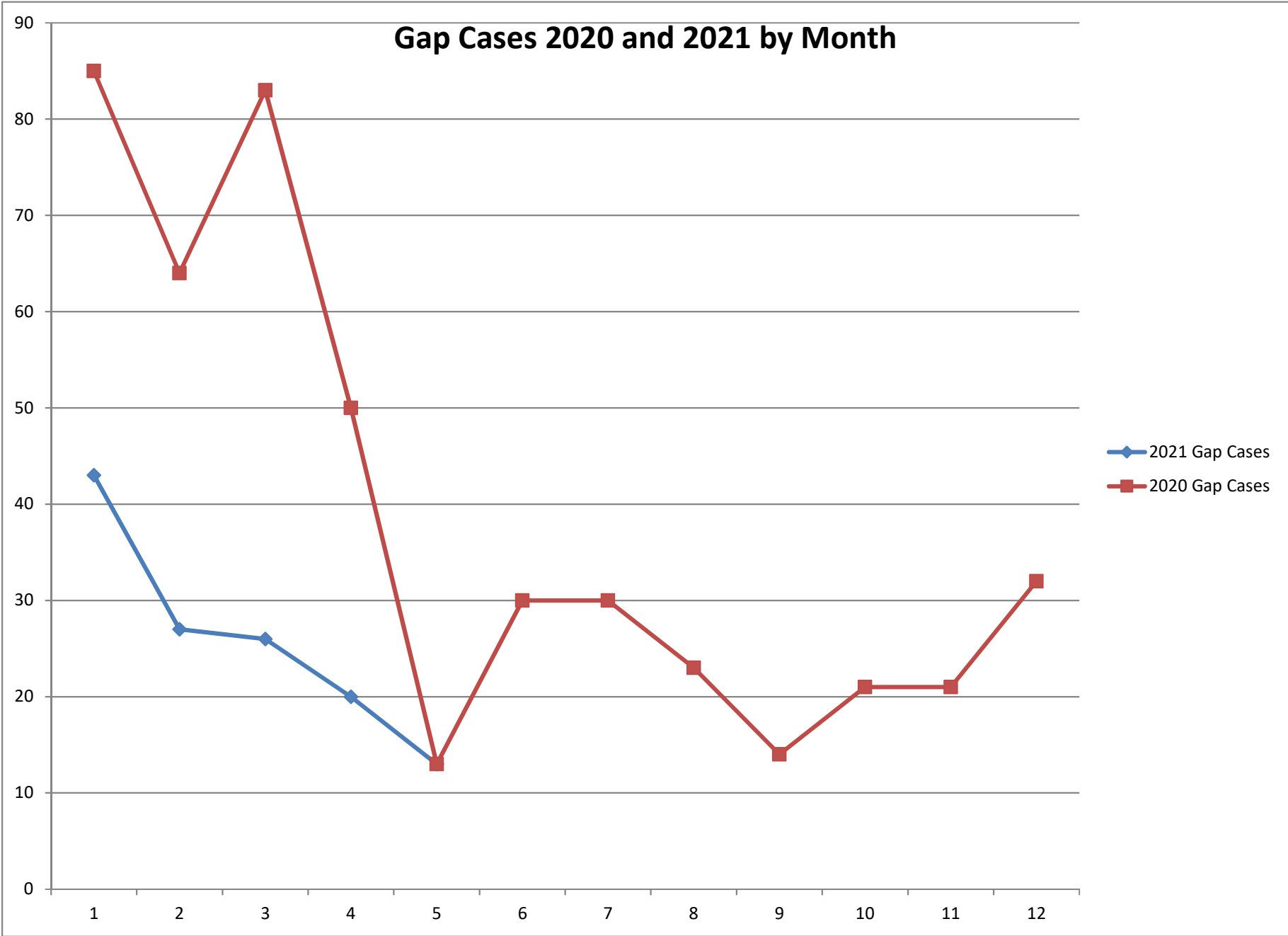
### Table of Contents

Two Year Gap Case Data .....	2
Two Year Gap Case Graph .....	3
Two Year Gap Accumulated Graph .....	4
Gap Case Data by Consortium .....	5
Gap Case Graph by Consortium.....	6
Gap Case Data by County .....	7

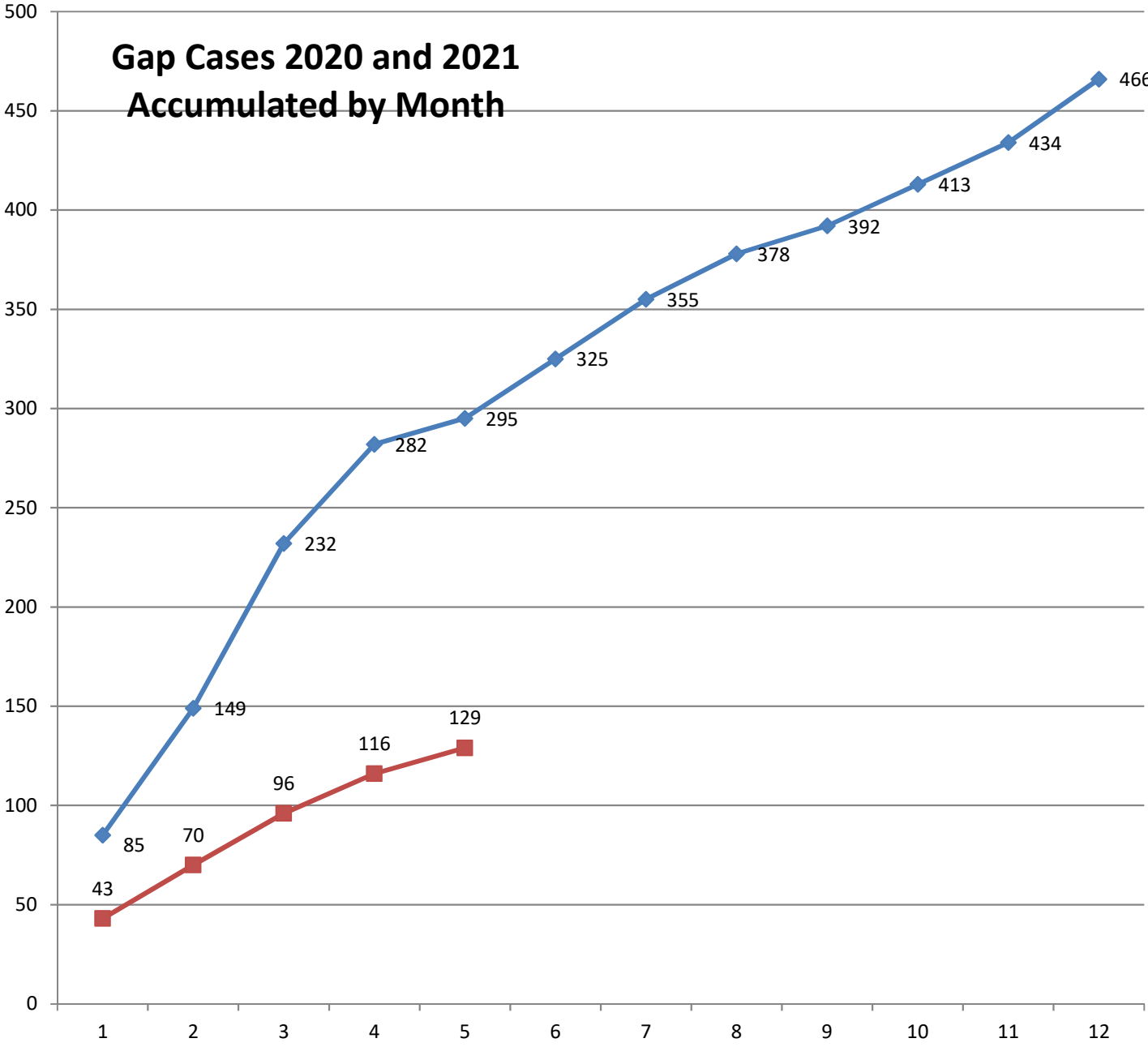
# Gap Eligible Cases

## May 2021

Month	2021 Gap Cases	2021 Accumulated Cases	2020 Gap Cases	2020 Accumulated Cases
January	43	43	85	85
February	27	70	64	149
March	26	96	83	232
April	20	116	50	282
May	13	129	13	295
June			30	325
July			30	355
August			23	378
September			14	392
October			21	413
November			21	434
December			32	466

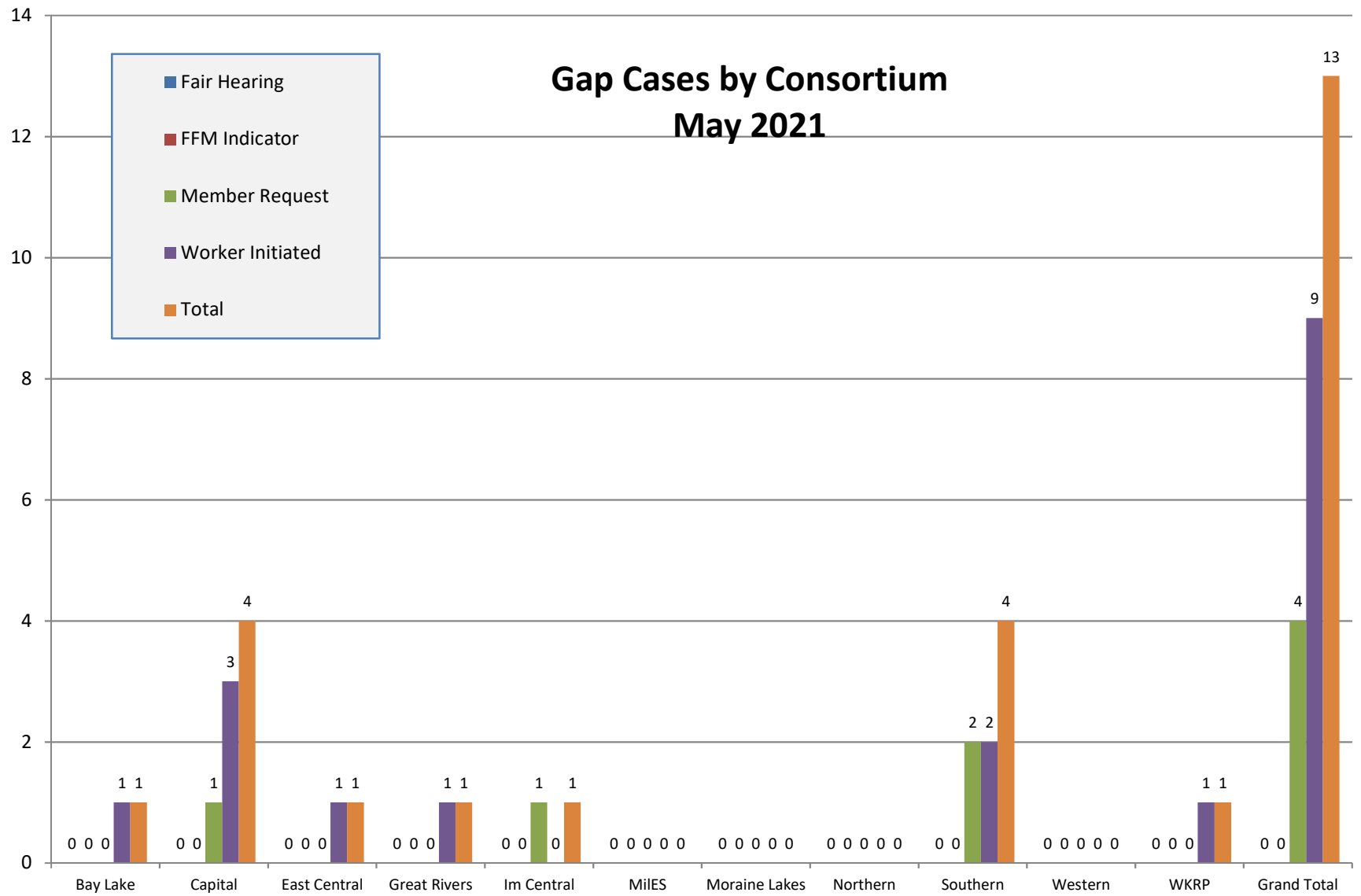


# Gap Cases 2020 and 2021 Accumulated by Month



Gap Cases by Consortium for May 2021					
	Fair Hearing	FFM Indicator	Member Request	Worker Initiated	Total
Bay Lake	0	0	0	1	1
Capital	0	0	1	3	4
East Central	0	0	0	1	1
Great Rivers	0	0	0	1	1
Im Central	0	0	1	0	1
MiIES	0	0	0	0	0
Moraine Lakes	0	0	0	0	0
Northern	0	0	0	0	0
Southern	0	0	2	2	4
Western	0	0	0	0	0
WKRP	0	0	0	1	1
<b>Grand Total</b>	<b>0</b>	<b>0</b>	<b>4</b>	<b>9</b>	<b>13</b>

## Gap Cases by Consortium May 2021



<b>Gap Cases by County</b>		<b>May 2021</b>			
<b>County</b>	<b>Fair Hearing</b>	<b>FFM Indicator</b>	<b>Member Request</b>	<b>Worker Initiated</b>	<b>Total</b>
Brown	0	0	0	1	1
Dane	0	0	1	1	2
Dodge	0	0	0	1	1
Jefferson	0	0	1	0	1
Marathon	0	0	1	0	1
Milwaukee	0	0	0	2	2
Outagamie	0	0	0	1	1
Polk	0	0	0	1	1
Racine	0	0	0	1	1
Rock	0	0	1	0	1
Sheboygan	0	0	0	1	1
<b>Total</b>	<b>0</b>	<b>0</b>	<b>4</b>	<b>9</b>	<b>13</b>