

---

## Gap Case Report November 2021

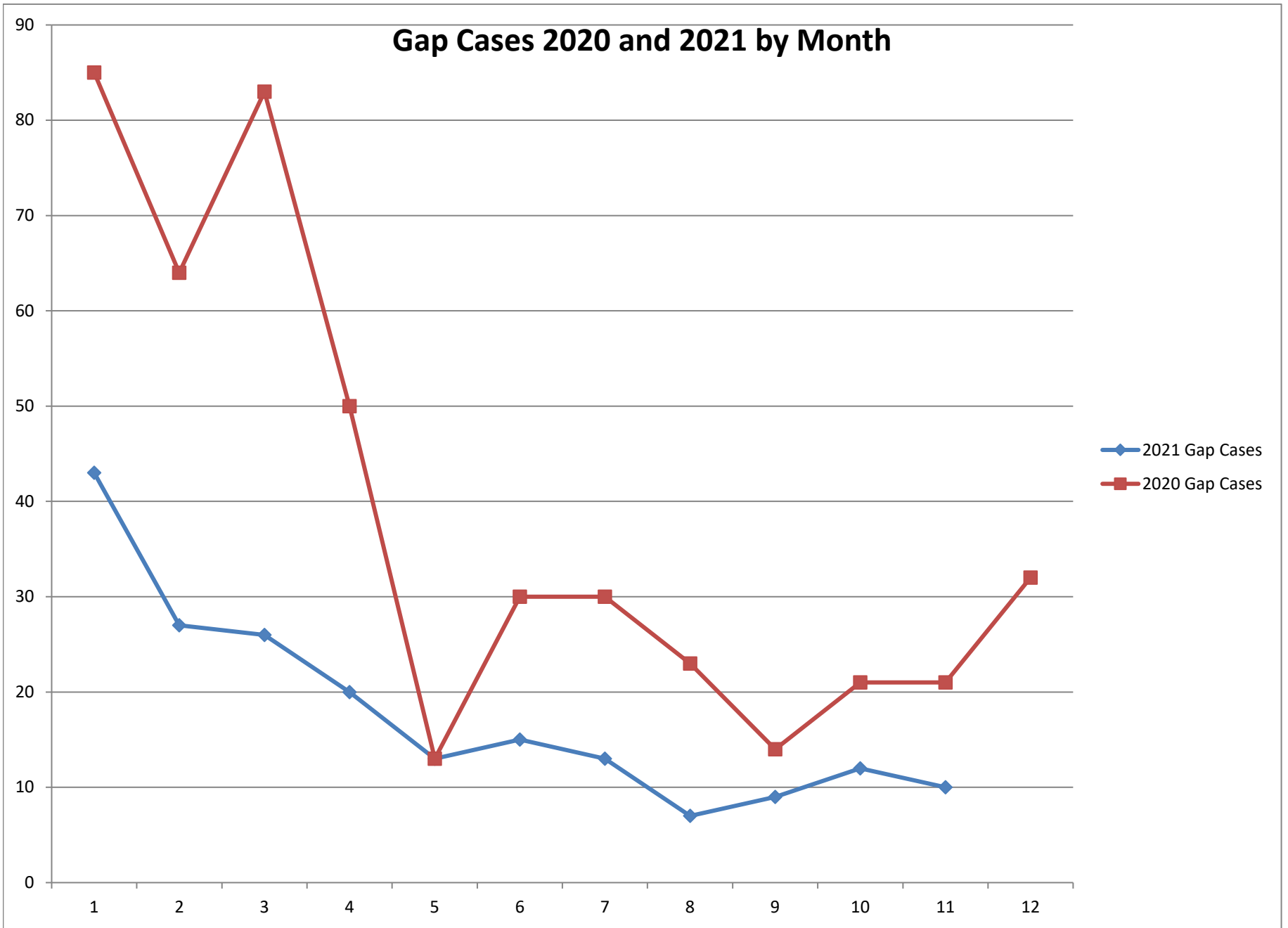
---

### Table of Contents

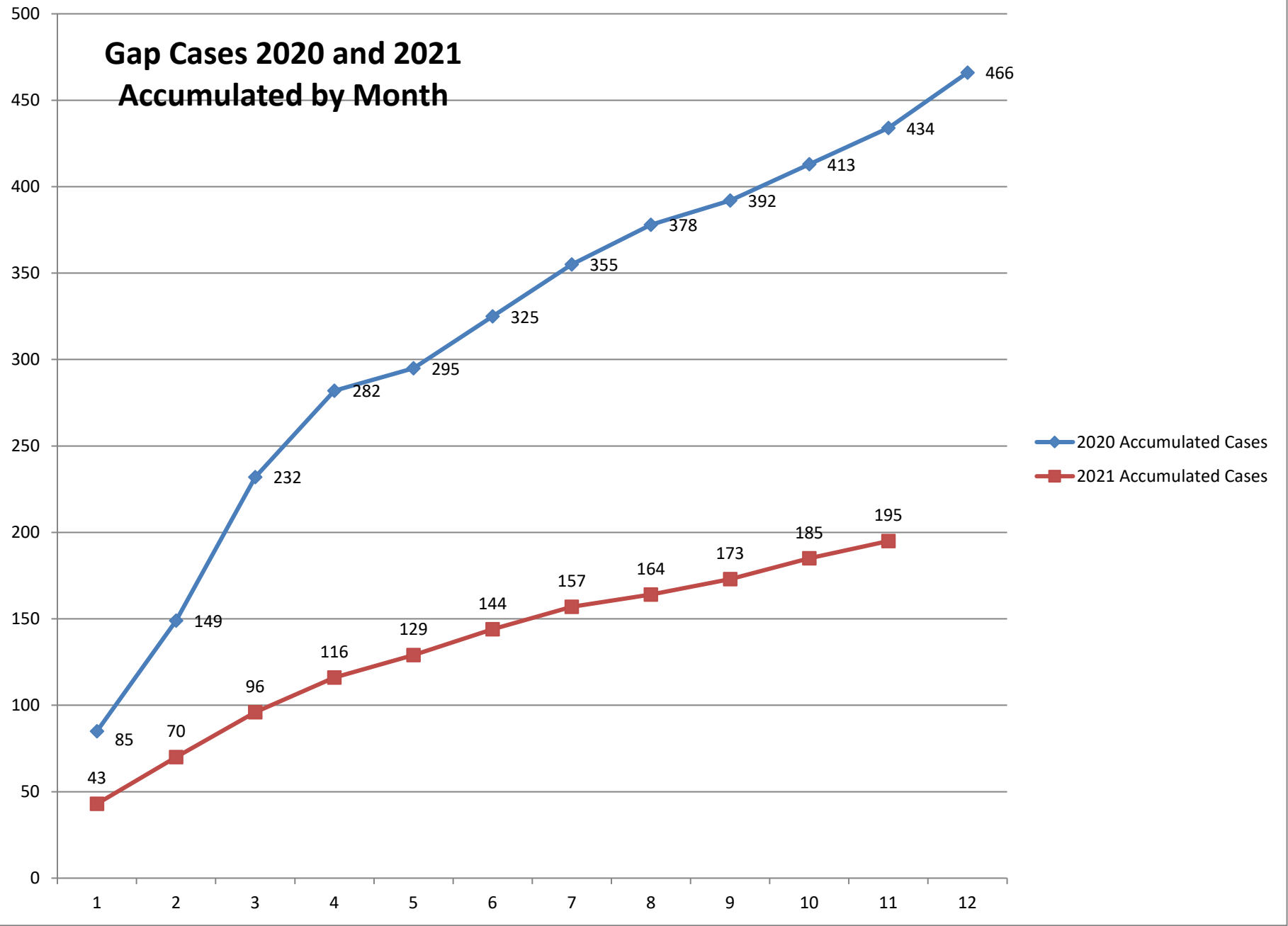
|                                      |   |
|--------------------------------------|---|
| Two Year Gap Case Data .....         | 2 |
| Two Year Gap Case Graph .....        | 3 |
| Two Year Gap Accumulated Graph ..... | 4 |
| Gap Case Data by Consortium .....    | 5 |
| Gap Case Graph by Consortium.....    | 6 |
| Gap Case Data by County .....        | 7 |

## Gap Eligible Cases November 2021

| Month     | 2021 Gap Cases | 2021 Accumulated Cases | 2020 Gap Cases | 2020 Accumulated Cases |
|-----------|----------------|------------------------|----------------|------------------------|
| January   | 43             | 43                     | 85             | 85                     |
| February  | 27             | 70                     | 64             | 149                    |
| March     | 26             | 96                     | 83             | 232                    |
| April     | 20             | 116                    | 50             | 282                    |
| May       | 13             | 129                    | 13             | 295                    |
| June      | 15             | 144                    | 30             | 325                    |
| July      | 13             | 157                    | 30             | 355                    |
| August    | 7              | 164                    | 23             | 378                    |
| September | 9              | 173                    | 14             | 392                    |
| October   | 12             | 185                    | 21             | 413                    |
| November  | 10             | 195                    | 21             | 434                    |
| December  |                |                        | 32             | 466                    |

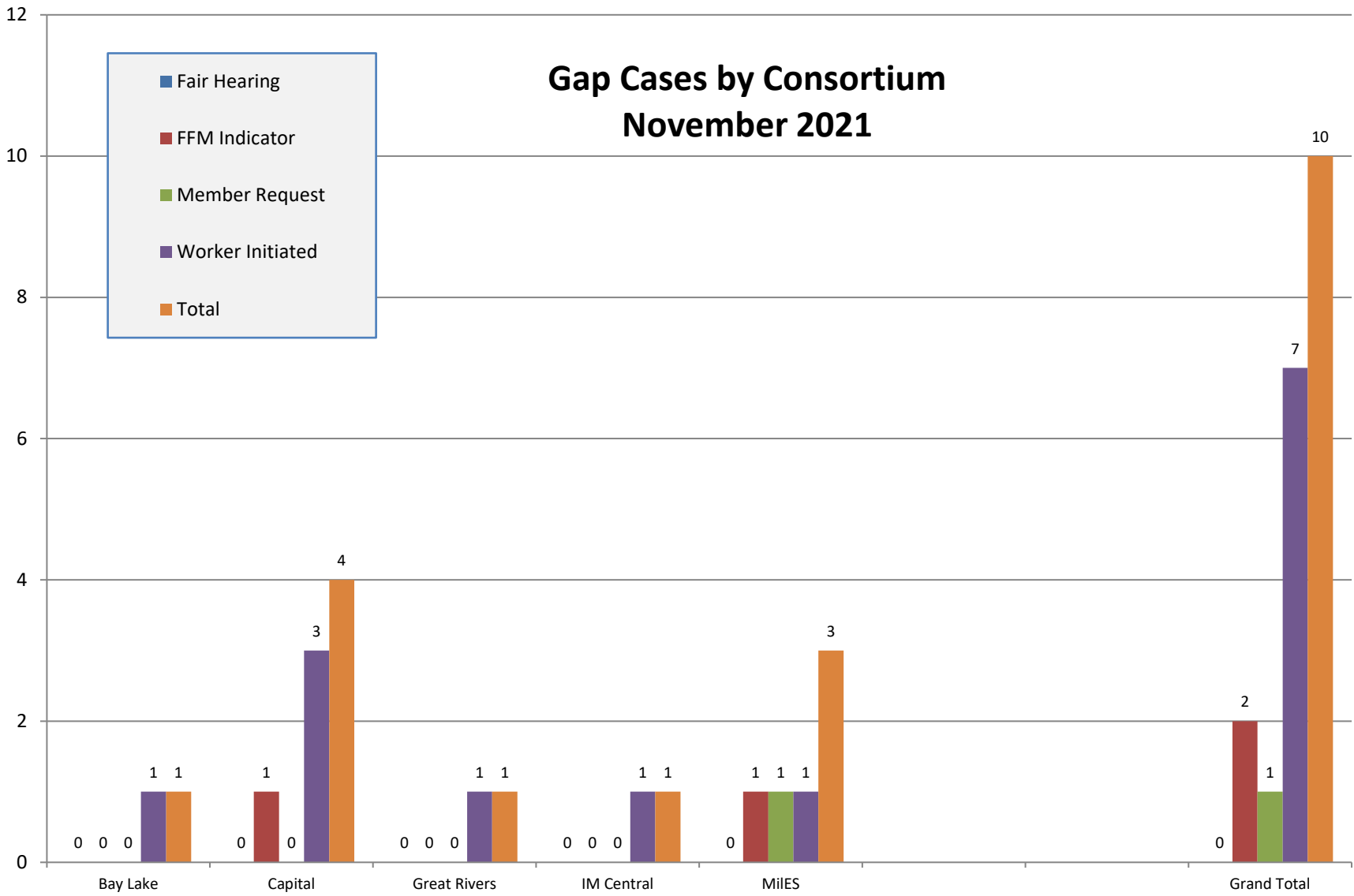


## Gap Cases 2020 and 2021 Accumulated by Month



| <b>Gap Cases by Consortium for November 2021</b> |                     |                      |                       |                         |              |
|--|---------------------|----------------------|-----------------------|-------------------------|--------------|
|  | <b>Fair Hearing</b> | <b>FFM Indicator</b> | <b>Member Request</b> | <b>Worker Initiated</b> | <b>Total</b> |
| Bay Lake   | 0                   | 0                    | 0                     | 1                       | 1            |
| Capital  | 0                   | 1                    |                       | 3                       | 4            |
| Great Rivers                                     | 0                   | 0                    | 0                     | 1                       | 1            |
| IM Central                                       | 0                   | 0                    | 0                     | 1                       | 1            |
| MiIES  | 0                   | 1                    | 1                     | 1                       | 3            |
|  |                     |                      |                       |                         |              |
| <b>Grand Total</b>                               | <b>0</b>            | <b>2</b>             | <b>1</b>              | <b>7</b>                | <b>10</b>    |

## Gap Cases by Consortium November 2021



| <b>Gap Cases by County</b> |                     | <b>November 2021</b> |                       |                         |              |
|----------------------------|---------------------|----------------------|-----------------------|-------------------------|--------------|
| <b>County</b>              | <b>Fair Hearing</b> | <b>FFM Indicator</b> | <b>Member Request</b> | <b>Worker Initiated</b> | <b>Total</b> |
| Dane                       | 0                   | 0                    | 0                     | 3                       | <b>3</b>     |
| Dodge                      | 0                   | 0                    | 0                     | 1                       | <b>1</b>     |
| Milwaukee                  | 0                   | 1                    | 1                     | 1                       | <b>3</b>     |
| Portage                    | 0                   | 0                    | 0                     | 1                       | <b>1</b>     |
| shawano                    | 0                   | 0                    | 0                     | 1                       | <b>1</b>     |
| Sheboygan                  | 0                   | 0                    | 0                     | 1                       | <b>1</b>     |
| <b>Total</b>               | <b>0</b>            | <b>1</b>             | <b>1</b>              | <b>8</b>                | <b>10</b>    |