

---

**Gap Case Report**  
**February 2022**

---

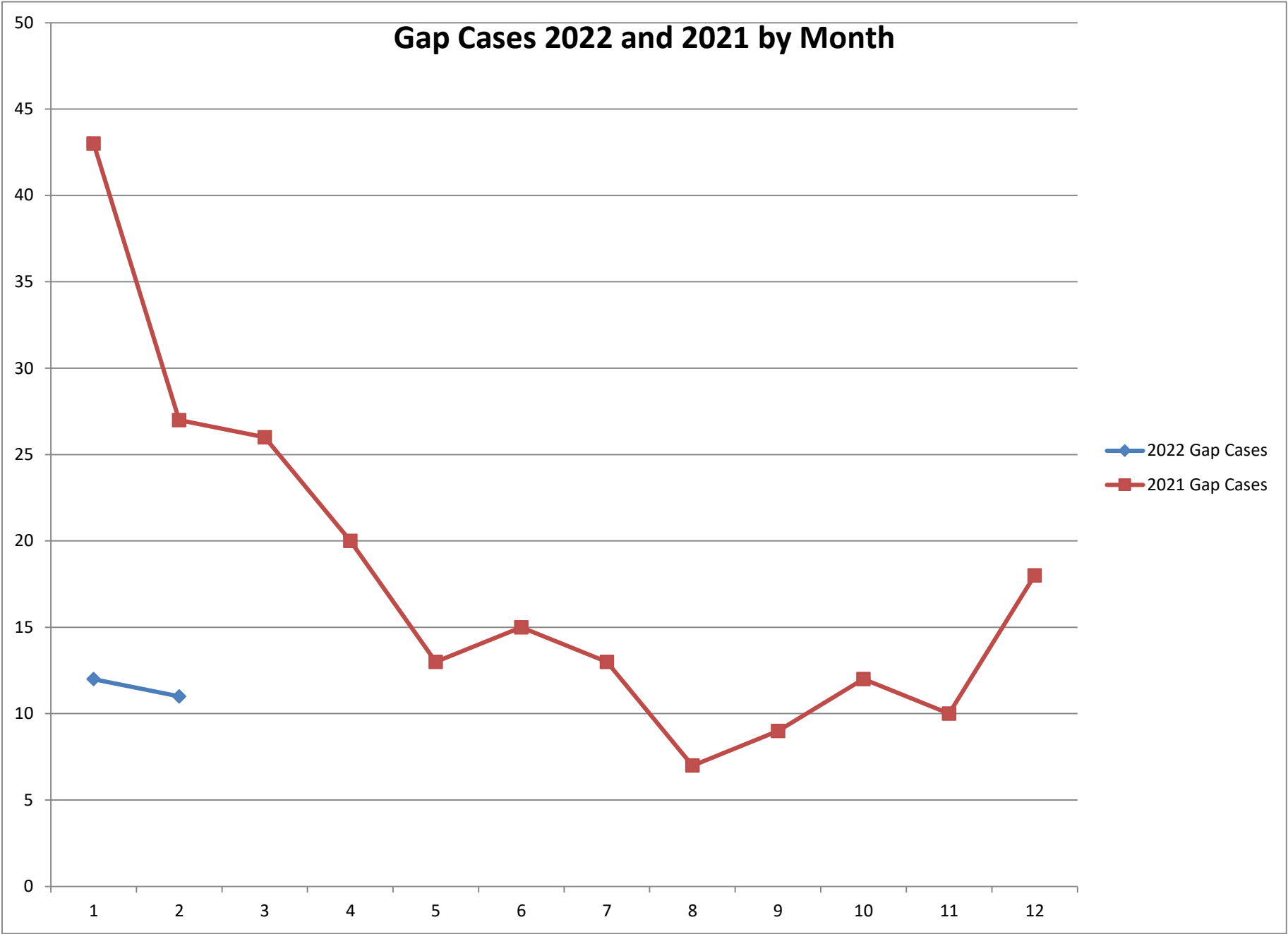
Table of Contents

Two Year Gap Case Data .....2  
Two Year Gap Case Graph .....3  
Two Year Gap Accumulated Graph .....4  
Gap Case Data by Consortium .....5  
Gap Case Graph by Consortium.....6  
Gap Case Data by County .....7

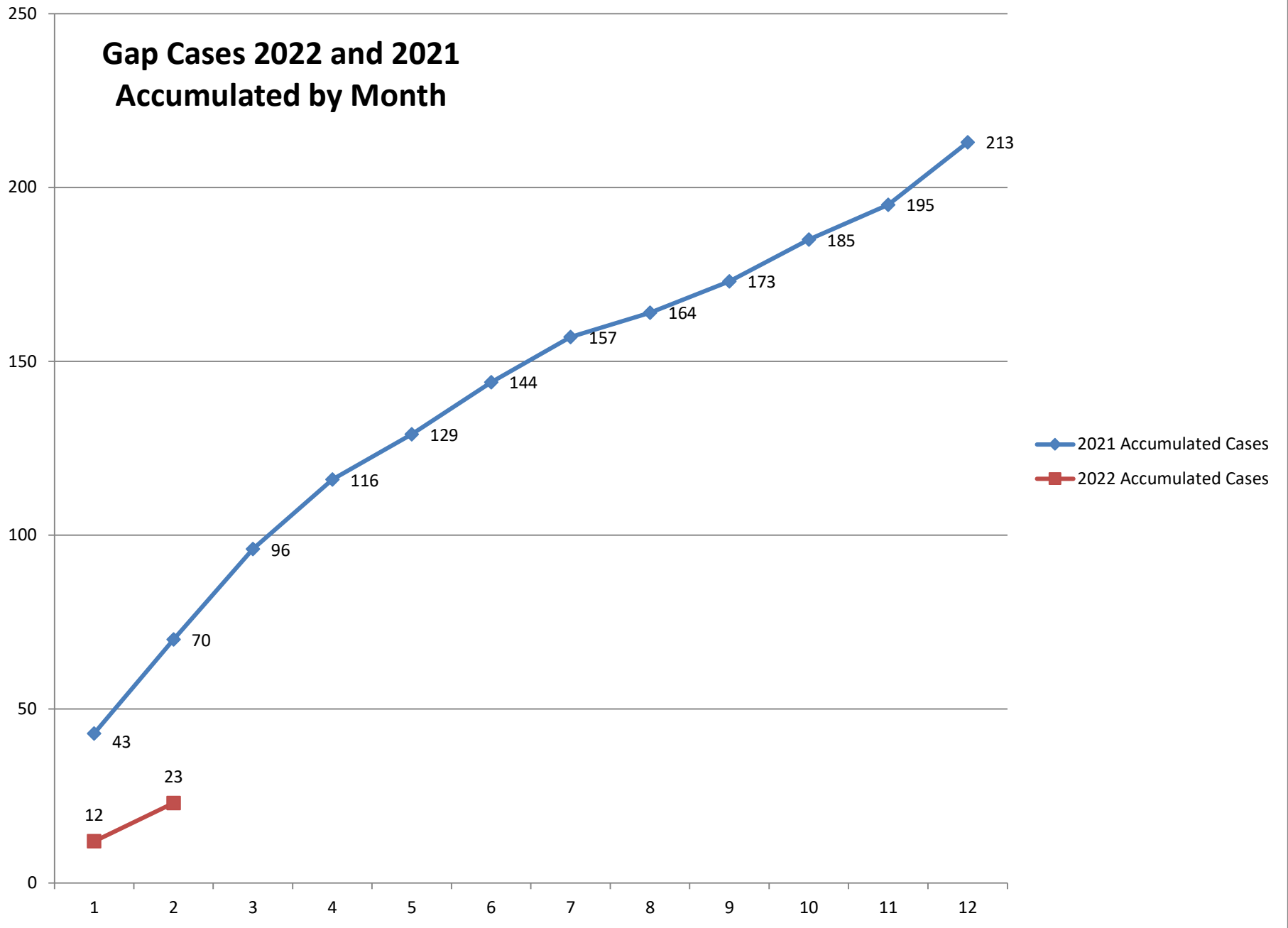
# Gap Eligible Cases

## February 2022

Month	2022 Gap Cases	2022 Accumulated Cases	2021 Gap Cases	2021 Accumulated Cases
January	12	12	43	43
February	11	23	27	70
March			26	96
April			20	116
May			13	129
June			15	144
July			13	157
August			7	164
September			9	173
October			12	185
November			10	195
December			18	213

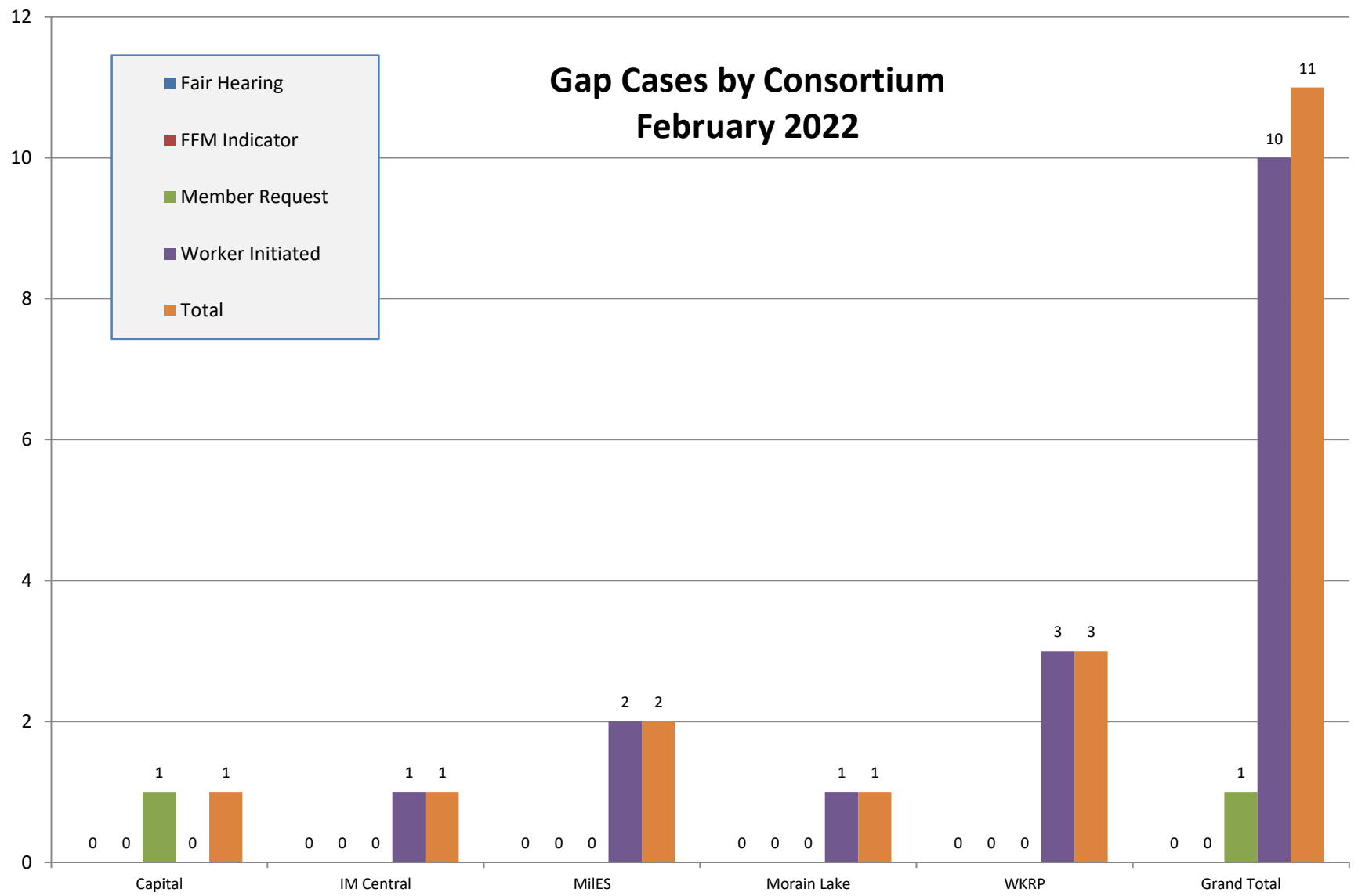


## Gap Cases 2022 and 2021 Accumulated by Month



Gap Cases by Consortium for February 2022					
	Fair Hearing	FFM Indicator	Member Request	Worker Initiated	Total
Bay Lake	0	0	0	3	3
Capital	0	0	1	0	1
IM Central	0	0	0	1	1
MiES	0	0	0	2	2
Morain Lake	0	0	0	1	1
WKRP	0	0	0	3	3
<b>Grand Total</b>	<b>0</b>	<b>0</b>	<b>1</b>	<b>10</b>	<b>11</b>

## Gap Cases by Consortium February 2022



<b>Gap Cases by County</b>		<b>February 2022</b>			
<b>County</b>	<b>Fair Hearing</b>	<b>FFM Indicator</b>	<b>Member Request</b>	<b>Worker Initiated</b>	<b>Total</b>
Brown				3	<b>3</b>
Dane	0	0	1	0	<b>1</b>
Milwaukee	0	0	0	2	<b>2</b>
Ibeuda	0	0	0	1	<b>1</b>
Racine	0	0	0	3	<b>3</b>
Waukesha	0	0	0	1	<b>1</b>
					<b>0</b>
<b>Total</b>	<b>0</b>	<b>0</b>	<b>1</b>	<b>10</b>	<b>11</b>