

---

## **Gap Case Report July 2022**

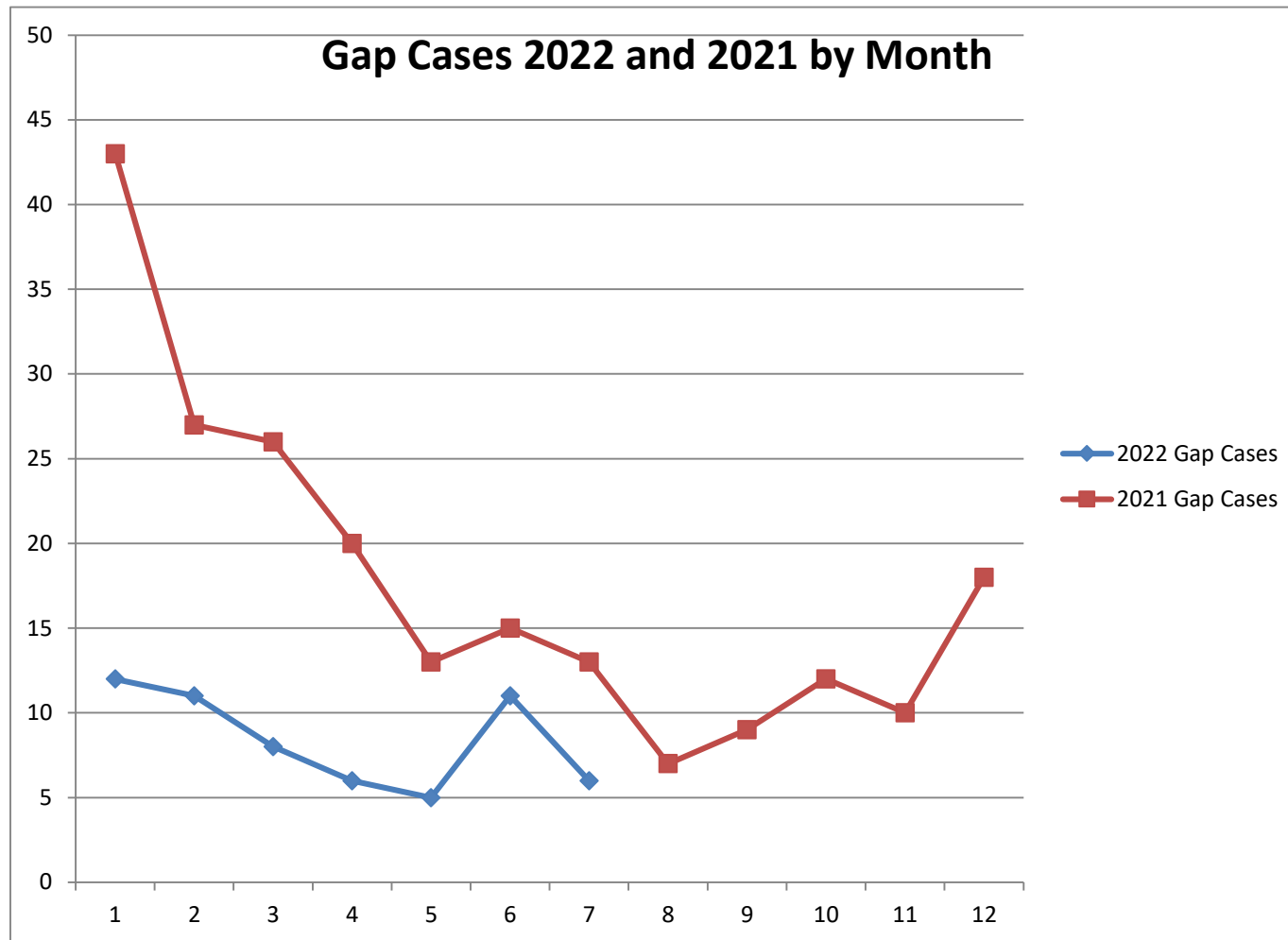
---

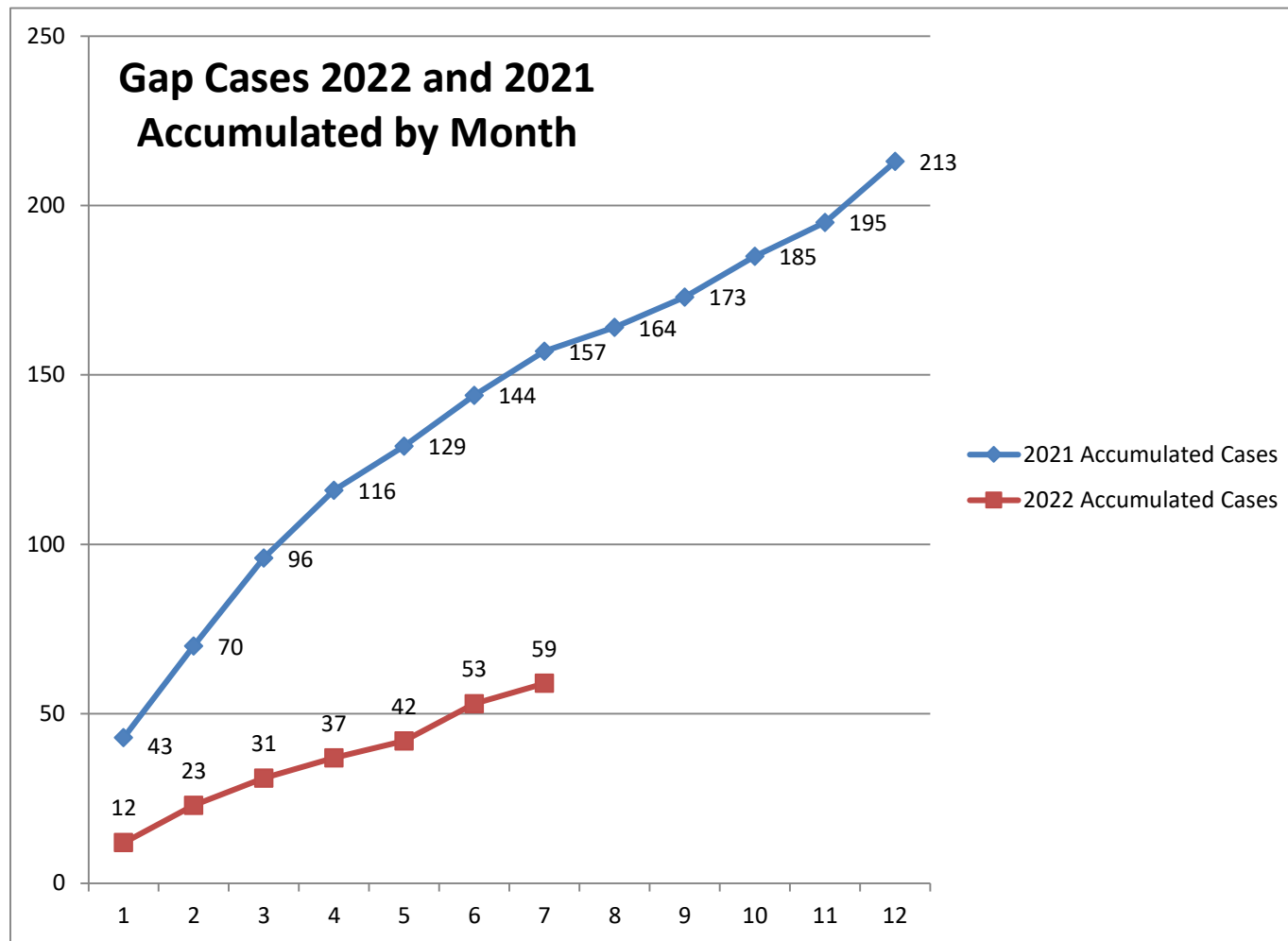
### Table of Contents

Two Year Gap Case Data .....	2
Two Year Gap Case Graph .....	3
Two Year Gap Accumulated Graph .....	4
Gap Case Data by Consortium .....	5
Gap Case Graph by Consortium.....	6
Gap Case Data by County .....	7

## Gap Eligible Cases July 2022

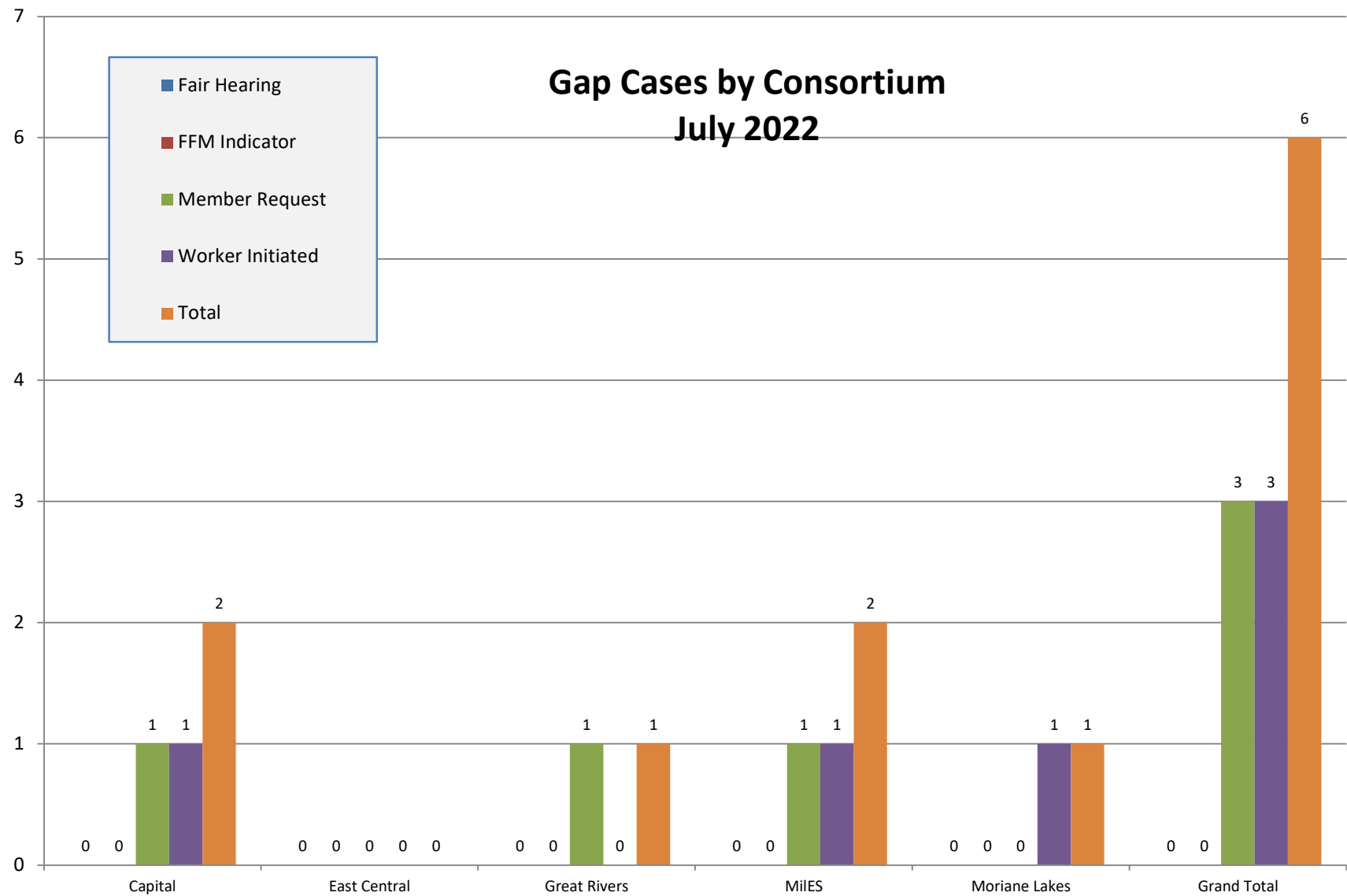
Month	2022 Gap Cases	2022 Accumulated Cases	2021 Gap Cases	2021 Accumulated Cases
January	12	12	43	43
February	11	23	27	70
March	8	31	26	96
April	6	37	20	116
May	5	42	13	129
June	11	53	15	144
July	6	59	13	157
August			7	164
September			9	173
October			12	185
November			10	195
December			18	213





Gap Cases by Consortium for July 2022					
	Fair Hearing	FFM Indicator	Member Request	Worker Initiated	Total
Capital	0	0	1	1	2
East Central	0	0	0	0	0
Great Rivers	0	0	1	0	1
MILES	0	0	1	1	2
Moriane Lakes	0	0	0	1	1
<b>Grand Total</b>	<b>0</b>	<b>0</b>	<b>3</b>	<b>3</b>	<b>6</b>

## Gap Cases by Consortium July 2022



Gap Cases by County July 2022					
County	Fair Hearing	FFM Indicator	Member Request	Worker Initiated	Total
Dodge	0	0	1	0	1
Douglas	0	0	1	0	1
Fond du Lac	0	0	0	1	1
Milwaukee	0	0	1	1	2
Sauk	0	0	0	1	1
<b>Total</b>	<b>0</b>	<b>0</b>	<b>3</b>	<b>3</b>	<b>6</b>