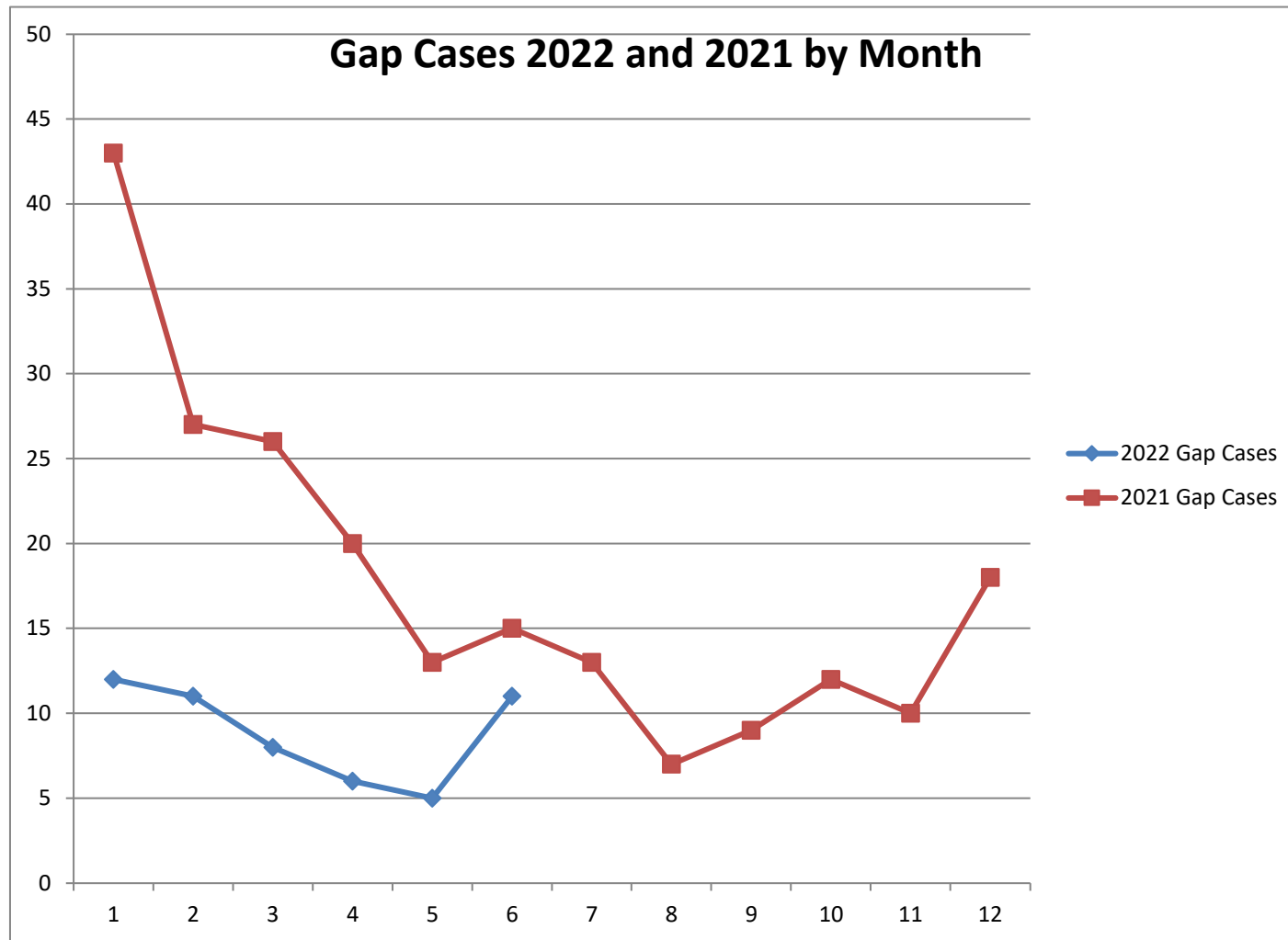

Gap Case Report June 2022

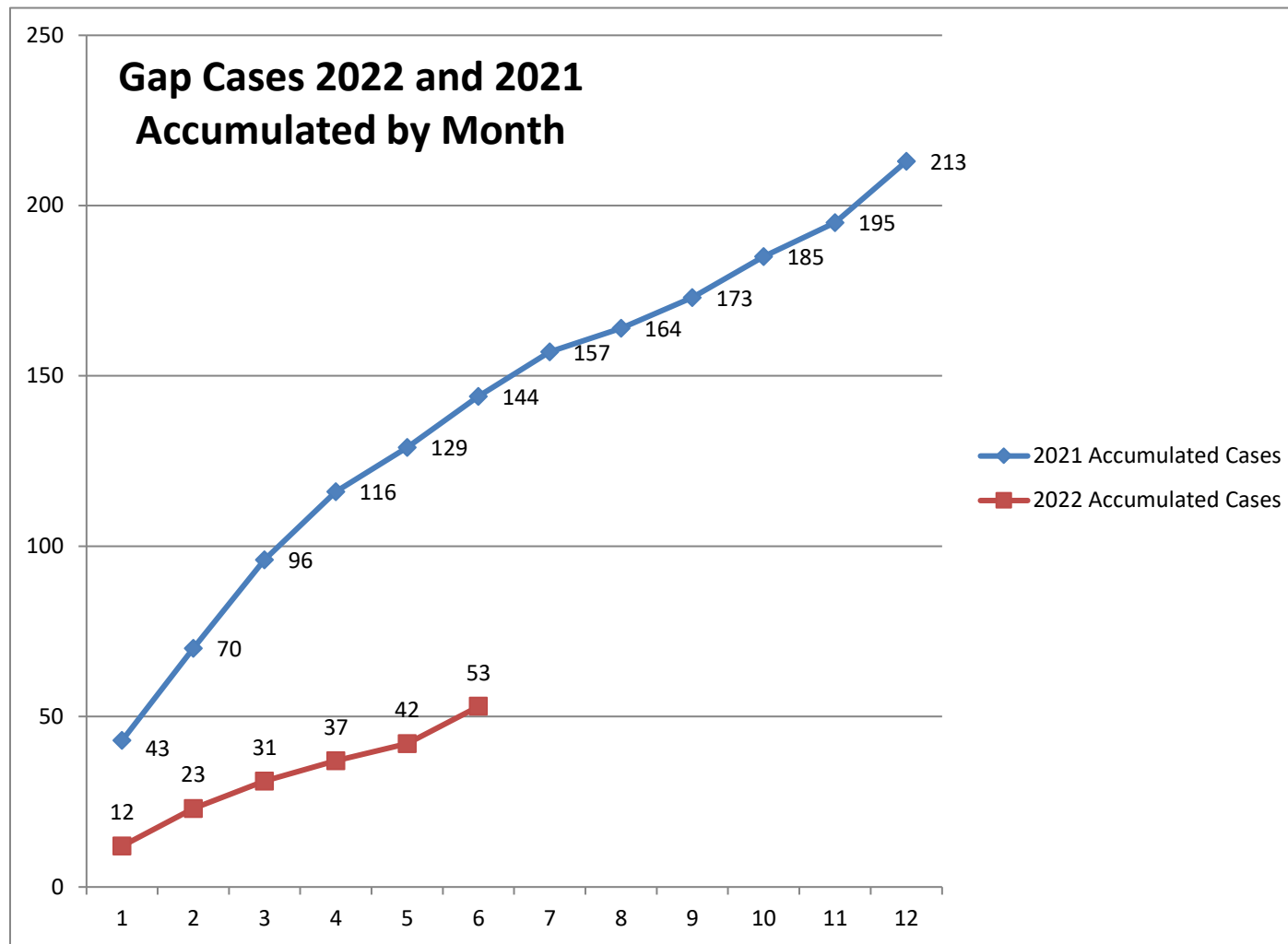
Table of Contents

Two Year Gap Case Data	2
Two Year Gap Case Graph	3
Two Year Gap Accumulated Graph	4
Gap Case Data by Consortium	5
Gap Case Graph by Consortium.....	6
Gap Case Data by County	7

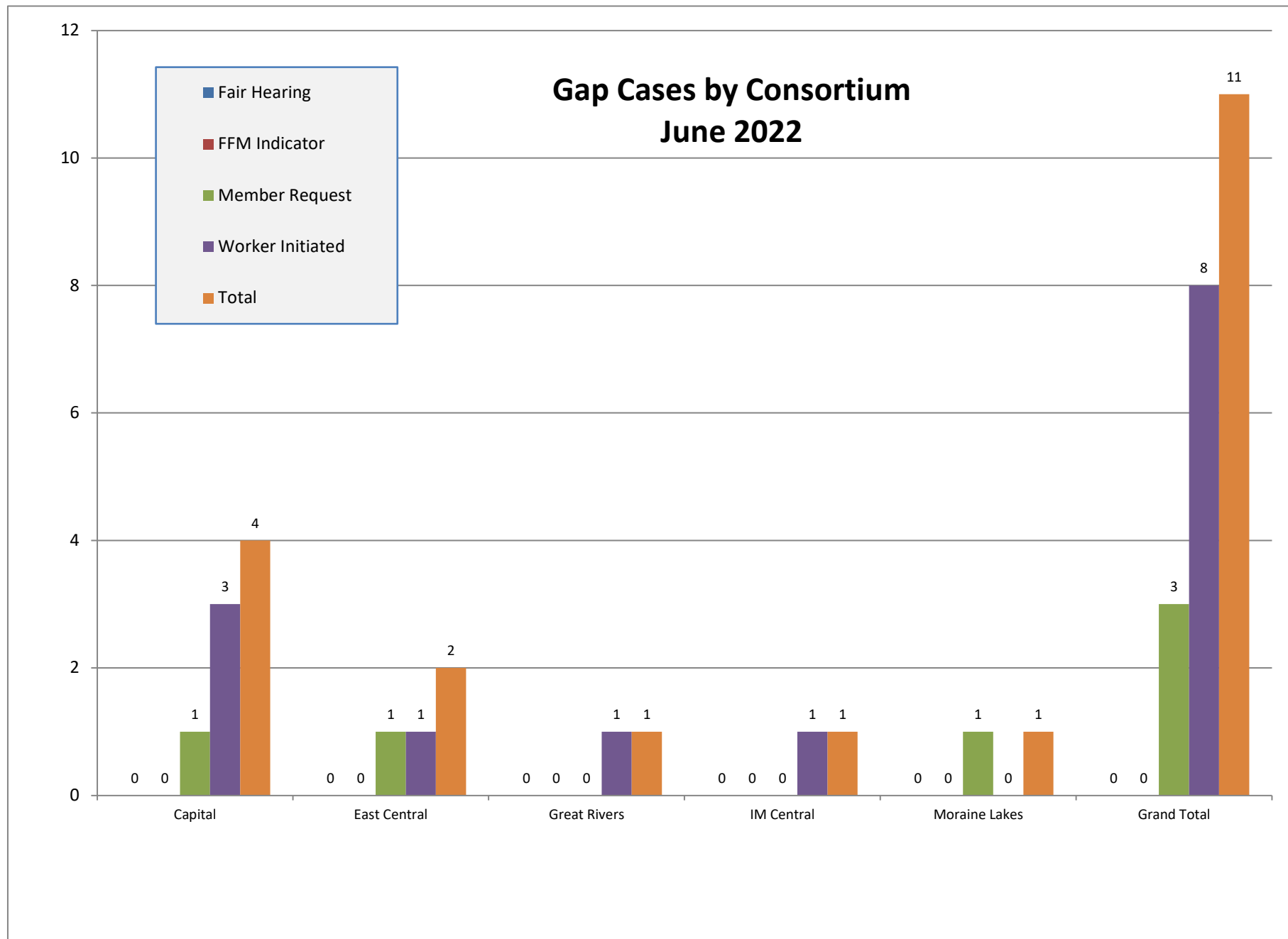
Gap Eligible Cases June 2022

Month	2022 Gap Cases	2022 Accumulated Cases	2021 Gap Cases	2021 Accumulated Cases
January	12	12	43	43
February	11	23	27	70
March	8	31	26	96
April	6	37	20	116
May	5	42	13	129
June	11	53	15	144
July			13	157
August			7	164
September			9	173
October			12	185
November			10	195
December			18	213





Gap Cases by Consortium for June 2022					
	Fair Hearing	FFM Indicator	Member Request	Worker Initiated	Total
Bay Lake	0	0	0	2	2
Capital	0	0	1	3	4
East Central	0	0	1	1	2
Great Rivers	0	0	0	1	1
IM Central	0	0	0	1	1
Moraine Lakes	0	0	1	0	1
Grand Total	0	0	3	8	11



Gap Cases by County June 2022					
County	Fair Hearing	FFM Indicator	Member Request	Worker Initiated	Total
Calumet	0	0	0	1	1
Dane	0	0	0	2	2
Eau Claire	0	0	0	1	1
Marathon	0	0	1	0	1
Marinette	0	0	0	2	2
Sauk	0	0	0	1	1
Sheboygan	0	0	1	0	1
Walworth	1	0	0	0	1
Winnebago	0	0	1	0	1
					0
Total	1	0	3	7	11