

---

## **Gap Case Report November 2022**

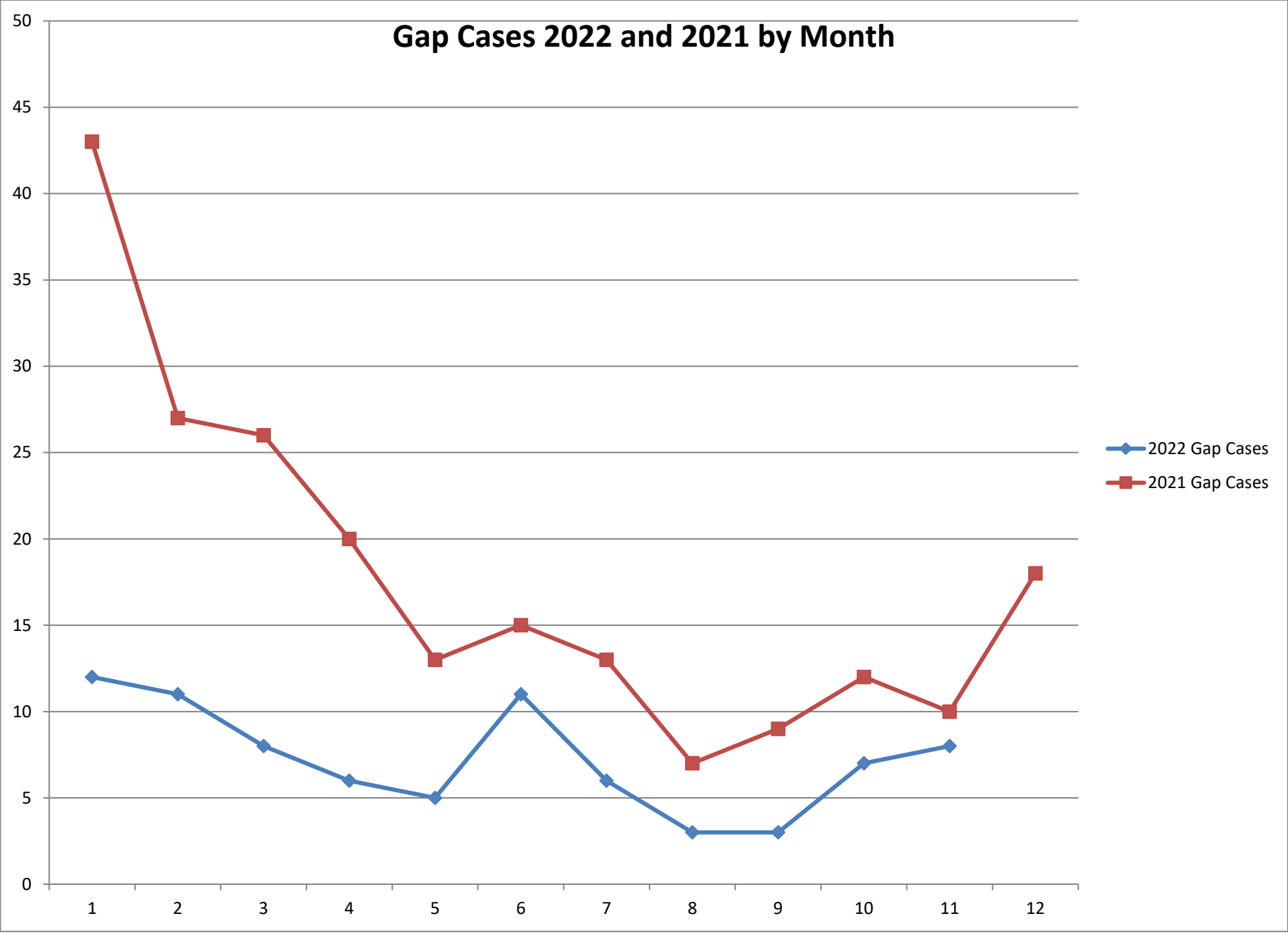
---

### Table of Contents

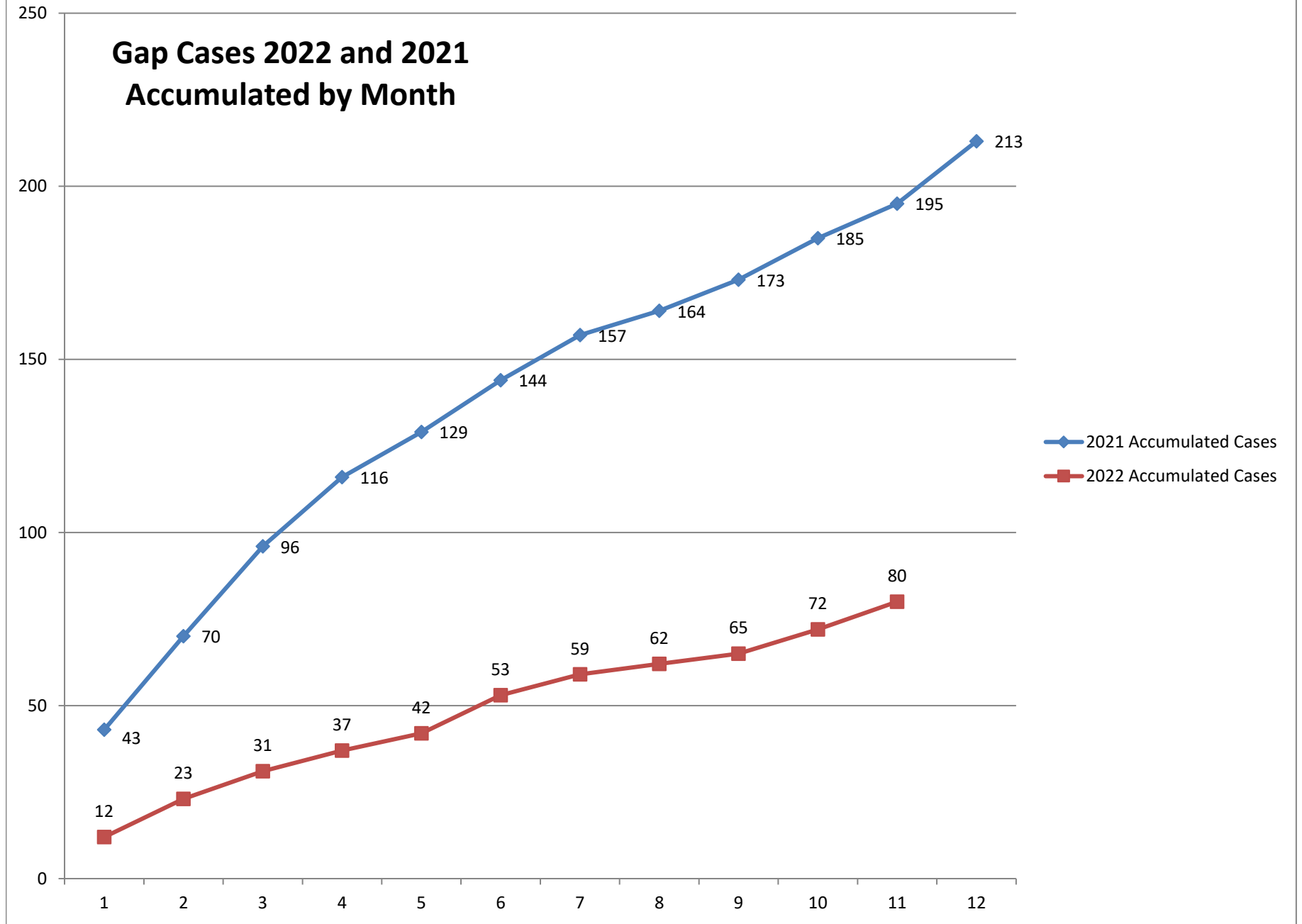
Two Year Gap Case Data .....	2
Two Year Gap Case Graph .....	3
Two Year Gap Accumulated Graph .....	4
Gap Case Data by Consortium .....	5
Gap Case Graph by Consortium.....	6
Gap Case Data by County .....	7

## Gap Eligible Cases November 2022

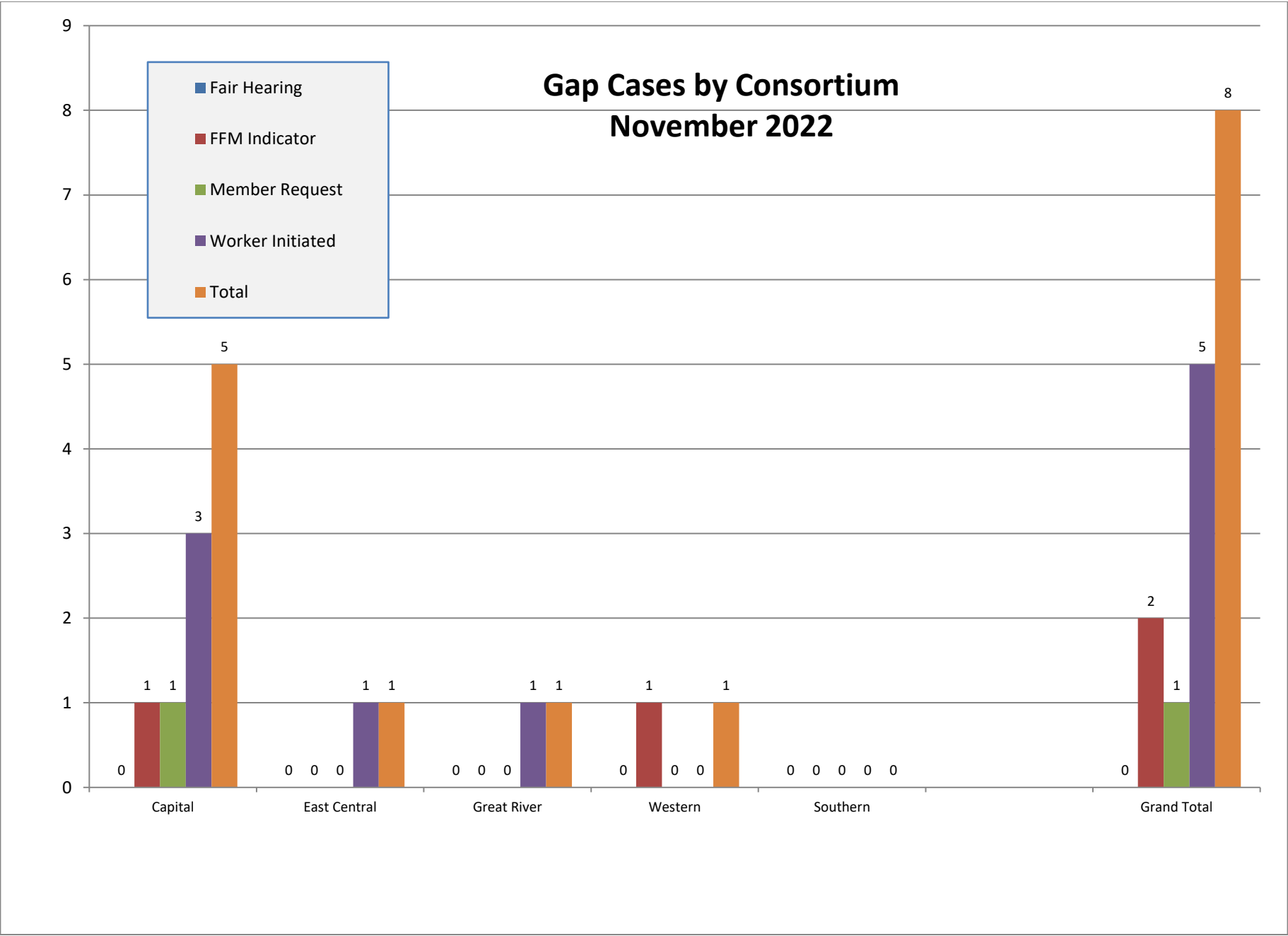
Month	2022 Gap Cases	2022 Accumulated Cases	2021 Gap Cases	2021 Accumulated Cases
January	12	12	43	43
February	11	23	27	70
March	8	31	26	96
April	6	37	20	116
May	5	42	13	129
June	11	53	15	144
July	6	59	13	157
August	3	62	7	164
September	3	65	9	173
October	7	72	12	185
November	8	80	10	195
December			18	213



## Gap Cases 2022 and 2021 Accumulated by Month



Gap Cases by Consortium for November 2022					
Bay Lake	Fair Hearing	FFM Indicator	Member Request	Worker Initiated	Total
Capital	0	1	1	3	5
East Central	0	0	0	1	1
Great River	0	0	0	1	1
Western	0	0	0	0	0
<b>Grand Total</b>	<b>0</b>	<b>2</b>	<b>1</b>	<b>5</b>	<b>8</b>



Gap Cases by County		November 2022			
County	Fair Hearing	FFM Indicator	Member Request	Worker Initiated	Total
Dane	0	1	1	3	5
Eau Claire	0	0	0	1	1
Trempealeau	0	1	0	0	1
Winnebago	0	0	0	1	1
<b>Total</b>	<b>0</b>	<b>2</b>	<b>1</b>	<b>5</b>	<b>8</b>