



WISCONSIN DEPARTMENT
of HEALTH SERVICES

Wisconsin Department of Health Services

Vaccines for Children (VFC)

Vaccine Eligibility and Accountability

August 2018

Melanie (Bird) Malinowski, WIR/VFC
Technical Analyst

Dose Level Eligibility

- Capturing patient eligibility status at the dose level (for each vaccine dose administered) is the recommended best practice per the American Immunization Registry Association (AIRA) and the Modeling of Immunization Registry Operations Workgroup (MIROW).
- Per the Wisconsin Immunization Program and Vaccines for Children (VFC) program, providers are required to report eligibility at the dose level for any publicly funded vaccine.

Dose Level Eligibility Reporting

Dose eligibility may be entered into the Wisconsin Immunization Registry (WIR) manually or submitted via data exchange from a provider's electronic health record (EHR).

New Immunizations (1)

Date Provided: 02/21/2018 Ordering Authority: Unknown

Remove	Immunization	Trade Name-Lot Adjuvant (Optional)	Dose	Administered By Dose Eligibility	Body Site Immunization Route
<input type="checkbox"/>	DTP/aP	PentaceIP3N10\public	Full	Unknown	

New Client Comments

Select	Date	Client Comment
		<u>Enter New Client Comment...</u>

OK Cancel Delete

Dose Level Eligibility Reporting

Dose eligibility may be reviewed and/or updated within the Edit Immunization screen for the WIR record.

Edit Immunization

Vaccine Group: DTP/aP - Hib - Pertussis/Tdap - Polio - Td

Vaccine Display Name: DtaP-Hib-IPV


Trade Name: Pentacel

Vaccine Lot Number: P3N10 / public

Dose Size: 0.5 ml

Dosage From Inventory: Full ▾

Partial Dose:

Date Provided: 01/30/2018 


Ordering Authority: Unknown ▾


Administered By: Unknown ▾

Body Site: right thigh ▾

Administered Route: ▾

Disregard Primary Series: No ▾

 Dose Eligibility: Medical Assistance ▾


VIS Date for DTP/aP: 05/17/2007 Date Presented: 01/30/2018 


Dose Level Eligibility Reporting



- Dose eligibility reports will now be made available for providers to monitor dose level eligibility compliance.
- The report will be available under the VFC section of the WIR side menu.

Vfc
manage vfc enrollments
vfc report
vfc eligibility report-dose
vfc dose report-status
vfc billing extract
vfc billing extract status

Vaccine For Children Dose Level Report Criteria

Organization(s): 

Site: 

Report Date Range:
From  To 

Dose Level Eligibility Reporting

After selecting the date range, PDF reports are generated by a hyperlink.

Check Report Status Refresh Cancel

Name	Started	Completed	Status
VFC Dose - DLE Organization - MLB Clinics : DLE Organization - MLB Clinics for 01/01/2018 to 02/21/2018	02/21/2018 03:12 PM	02/21/2018 03:12 PM	Done

Depending on the size of the reports, it may take a moment before it is displayed on this status screen.

Copyright © 1999 - 2018 State of Wisconsin. All rights reserved.

Vaccines for Children by DLE Organization - MLB Clinics - DLE Organization - MLB Clinics - 333333

For Dates Between 01/01/2018 and 02/21/2018

Report run on: 02/21/2018 03:12 PM

	Medicaid		BadgerCare		SCHIP		American Indian/ Alaska Native		FQHC (Under-Insured)		No Insurance	
	Imms	Distinct Clients	Imms	Distinct Clients	Imms	Distinct Clients	Imms	Distinct Clients	Imms	Distinct Clients	Imms	Distinct Clients
<1 Year	0	0	1	1	0	0	0	0	0	0	0	0
Annualized	0	0	7	7	0	0	0	0	0	0	0	0
1-6 Years	5	3	0	0	0	0	2	2	1	1	0	0
Annualized	36	21	0	0	0	0	14	14	7	7	0	0
7-18 Years	2	1	2	2	0	0	1	1	2	2	2	2
Annualized	14	7	14	14	0	0	7	7	14	14	14	14
19+ Years	1	1	0	0	0	0	1	1	1	1	3	3
Annualized	7	7	0	0	0	0	7	7	7	7	21	21
Total	8	5	3	3	0	0	4	4	4	4	5	5

	Medicare		Insured, Vaccine covered		Eligibility Not Det/Unknown		Sum of Immunizations	Sum of Distinct Clients	
	Imms	Distinct Clients	Imms	Distinct Clients	Imms	Distinct Clients			
<1 Year	0	0	0	0	0	0	1	1	
Annualized	0	0	0	0	0	0	7	7	
1-6 Years	0	0	0	0	0	0	8	4	
Annualized	0	0	0	0	0	0	57	29	
7-18 Years	1	1	2	2	0	0	12	4	
Annualized	7	7	14	14	0	0	86	29	
19+ Years	3	3	1	1	0	0	10	4	
Annualized	21	21	7	7	0	0	72	29	
Total	4	4	3	3	0	0	31	13	
Grand Total								31	13

Vaccine Accountability Reports

With this tool, VFC providers and state users are now able to generate a monthly report to determine how consistently VFC sites are accounting for their use of the public and/or private vaccine they have in their WIR inventory.

Vaccine Accountability Reports

The WIR and VFC staff may use this tool to collaborate and better educate providers on inventory management processes, reporting doses, and the tools available to help them.

Vaccine Accountability Reports

IR Administrators – Providers

- VFC providers may run reports for organizations with which they have been assigned an authorized role.
- When run for a single organization, the sites for that organization will be broken out.

Vaccine Accountability Report Request

Begin Date End Date

Select Accountability for Organization

Select Individual Organization

Organization Name	Selected Organizations
Central City Hospital	
Division of Public Health	
New Glarus Clinic	
Vernon County Health Department	
WIR Physicians	

Select Type of Vaccine:

State-Supplied Privately Purchased Both

If Individual Organization option is chosen and only one Org is selected, in addition to the Summary Report that shows Accountability by Vaccine Group, a Detail Report will be available that shows accountability by organization site, individual lot numbers, sorted by Vaccine Group. The Detail Report will not be available if more than one Organization is selected.

Report Name:

Vaccine Accountability Reports

For a better user experience, the previously completed accountability reports remain available in the Vaccine Accountability Status screen even after logging out and back into WIR or running alternate reports. The user does not need to regenerate the monthly reports more than once.

Vaccine Accountability Reports

Accountability Report Status						Refresh	Cancel
Report Name	VFC PIN	Vaccine Type	Begin Date	End Date	Status	Summary Report	Detail Report
Central City Hospital	555444	State-Supplied	December 2017	January 2018	100%	Central City Hospital.xls	Central City Hospital.xls
DLE Organization - MLB Clinics	333333	Both	January 2018	January 2018	100%	DLE Organization - MLB Clinics.xls	DLE Organization - MLB Clinics.xls
Multiple Orgs-example	123334	Both	July 2017	September 2017	100%	Multiple Orgs-example.xls	
Central City Clinic		State-Supplied	May 2017	August 2017	100%	Central City Clinic.xls	Central City Clinic.xls

Vaccine Accountability Reports

Vaccine accountability reports are available three ways:

- Detail—including all lot number details for a single organization
- Summary by vaccine group—single organization
- Summary by vaccine group—multiple organizations

Vaccine Accountability Reports

The Vaccine Accountability Reports display values to reflect:

- Starting inventory
- Doses received
- Doses reported
- Doses spoiled
- Doses wasted
- Doses transferred out of inventory
- Ending inventory
- The total doses accounted for and percentage of doses accounted for throughout the applicable month

Vaccine Accountability Reports

The Vaccine Accountability Reports promote better inventory management and trends analysis for VFC sites.

Vaccine Accountability Reports

The Doses Reported field includes:

- Doses from WIR inventory.
- Data exchange doses deducted from inventory.
- Inventory modifications recorded as “doses administered.”

Vaccine Accountability Reports

- In addition to reporting wasted doses to the VFC vaccine manager, providers also need to mark doses as wasted in WIR.
- Providers should not use error correction to reduce inventory doses (use wasted, spoiled, or administered doses disposition).

Vaccine Accountability Reports

Summary Reports can be a great tool to review inventory for multiple sites or organizations, identifying potential reporting gaps within vaccine groups at a glance.

Vaccine Accountability Reports

Report Timeframe: December 2017 - January 2018

Report Date: 02/22/2018

Funding Source: State-Supplied

This report only reflects data reported to WIR during the report timeframe and does not include influenza vaccine.

Page 3 of 8

Accountability Data By Vaccine Group

VFC Pins	Organization Name	Site Name	Vaccine Group	Starting Inventory	+ Doses Received	- Doses Reported	- Doses Expired	- Doses Spoiled	- Doses Wasted	- Doses Transferred Out	+ Ending Inventory	Accounted for Doses	Accounted for %
Site Total	Central City Hospital	Dairy Ln.	DANE	2	0	0	-2	0	0	0	0	2	100.00%
No Pin	Central City Hospital	Downtown Clinic	HepB	30	0	0	0	0	0	0	30	30	100.00%
Site Total	Central City Hospital	Downtown Clinic	DANE	30	0	0	0	0	0	0	30	30	100.00%
999999	Central City Hospital	Eastside Clinic	Polio	10	0	0	0	0	0	-1	9	10	100.00%
999999	Central City Hospital	Eastside Clinic	Pertussis/Tdap-Td	11	0	0	0	0	0	-4	7	11	100.00%
999999	Central City Hospital	Eastside Clinic	HepB	8	0	0	-8	0	0	0	0	8	100.00%
999999	Central City Hospital	Eastside Clinic	Smallpox	25	2	0	0	0	1	-5	22	28	96.30%
Site Total	Central City Hospital	Eastside Clinic	DANE	54	2	0	-8	0	1	-10	38	55	98.21%

Vaccine Accountability Reports

Using a detail report, a user can identify the specific lot numbers that may show anomalies within a single organization. This makes it easier for users to investigate/identify specific coaching opportunities, make any necessary updates, and prevent future inconsistencies.

Vaccine Accountability Reports

Report Timeframe: December 2017 - January 2018

Report Date: 02/22/2018

Funding Source: State-Supplied

This report only reflects data reported to WIR during the report timeframe and does not include influenza vaccine.

Page 4 of 11

Detailed Accountability Data by Vaccine Group and Lot Number

VFC Pins	Site Name	Vaccine Group	Lot ID	Starting Inventory	+ Doses Received	- Doses Reported	- Doses Expired	- Doses Spoiled	- Doses Wasted	- Doses Transferred Out	+ Ending Inventory	Accounted for Doses	Accounted for %
~No Pin	Dairy Ln.	ALL	ALL	2	0	0	-2	0	0	0	0	2	100.00%
~No Pin	Downtown Clinic	HepB	gy8u0t	30	0	0	0	0	0	0	30	30	100.00%
~No Pin	Downtown Clinic	HepB	ALL	30	0	0	0	0	0	0	30	30	100.00%
~No Pin	Downtown Clinic	ALL	ALL	30	0	0	0	0	0	0	30	30	100.00%
999999	Eastside Clinic	HepB	PB1729	8	0	0	-8	0	0	0	0	8	100.00%
999999	Eastside Clinic	HepB	ALL	8	0	0	-8	0	0	0	0	8	100.00%
999999	Eastside Clinic	Pertussis/Tdap-Td	10002	5	0	0	0	0	0	-4	1	5	100.00%
999999	Eastside Clinic	Pertussis/Tdap-Td	U1430	6	0	0	0	0	0	0	6	6	100.00%
999999	Eastside Clinic	Pertussis/Tdap-Td	ALL	11	0	0	0	0	0	-4	7	11	100.00%
999999	Eastside Clinic	Polio	64954564	10	0	0	0	0	0	-1	9	10	100.00%
999999	Eastside Clinic	Polio	ALL	10	0	0	0	0	0	-1	9	10	100.00%
999999	Eastside Clinic	Smallpox	123456	25	0	0	0	0	1	-5	20	24	96.00%
999999	Eastside Clinic	Smallpox	88888	0	2	0	0	0	0	0	2	2	100.00%
999999	Eastside Clinic	Smallpox	ALL	25	2	0	0	0	1	-5	22	26	96.30%
999999	Eastside Clinic	ALL	ALL	54	2	0	-8	0	1	-10	38	55	98.21%

Contacts

Melanie L. Malinowski, WIR/VFC Technical Analyst

melanie.malinowski@wi.gov

608-267-3699

Wisconsin VFC Program

vfc@wisconsin.gov

WIR Help Desk

dhswirhelp@dhs.wisconsin.gov

608-266-9691