



 Department of Health Services 

State Funding for
Public Health

Jessica Kessler
Senior Grant Specialist
Office of Policy and Practice Alignment
Division of Public Health
10/12/2017



Protecting and promoting the health and safety of the people of Wisconsin

 Department of Health Services 

Goals for Presentation

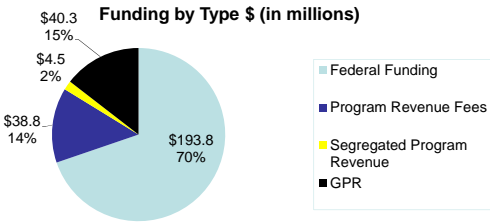
- Understand funding sources for State Public Health Services
- Understand the State Biennial Budget Development Cycle
- Understand the Community Aids Reporting System (CARS)

Protecting and promoting the health and safety of the people of Wisconsin

 Department of Health Services 



State Fiscal Year 2016-17 DPH
Budget

Funding by Type \$ (in millions)



Funding Type	Amount (\$ millions)	Percentage
Federal Funding	\$193.8	70%
Program Revenue Fees	\$38.8	14%
Segregated Program Revenue	\$4.5	2%
GPR	\$40.3	15%

Protecting and promoting the health and safety of the people of Wisconsin




Department of Health Services


Federal Funding Examples

Federal Block Grants

- Women Infant Children (WIC) \$98.0 million
- Prevention Block Grant
 - Operations \$1.6 million
 - Aids \$0.8 million (Tribes and LPHAs)
- Maternal Child Health Block Grant
 - Operations \$4.5 million
 - Aids \$6.5 million (Tribes and LPHAs)

Protecting and promoting the health and safety of the people of Wisconsin


Department of Health Services


Federal Funding Examples

Federal Categorical Grants

- Operations \$25.7 million (State staff & purchases of services)
- Aids \$56.4 million (Tribes, LPHAs & some private non-profits)

Protecting and promoting the health and safety of the people of Wisconsin


Department of Health Services


Program Revenue Fees Examples

- Vital Records Fees \$8.8 million
- Radiation Protection \$2.5 million
- Congenital Disorders \$3.7 million
- Gifts and Grants \$21.2 million



Protecting and promoting the health and safety of the people of Wisconsin


Department of Health Services


Segregated Program Revenue Examples

- Funding from other State Agencies \$4.2 million
- Tribal Gaming Revenue \$0.3 million



Protecting and promoting the health and safety of the people of Wisconsin


Department of Health Services


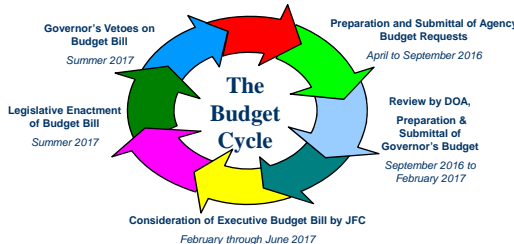
General Purpose Revenue Examples

- State Operations \$4.3 million
- Earmarked for HIV/Aids \$5.9 million
- Workplace Wellness Grants \$3.0 million
- Lead Exposure and Poisoning Aids \$0.9 million
- Dispensaries and Drugs \$0.7 million
- Tobacco Use Control \$5.3 million
- Well Woman \$2.3 million



Protecting and promoting the health and safety of the people of Wisconsin


Department of Health Services


State Budget Cycle



Protecting and promoting the health and safety of the people of Wisconsin

 Department of Health Services 

Community Aids Reporting System (CARS)

- This is the main way we get funding to LPHAs
- Create contract with DPH on Grants and Contracting (GAC) System
- \$1.2 billion of Contract data is entered into CARS annually
- Expenditure reports trigger reimbursements

Protecting and promoting the health and safety of the people of Wisconsin
