
 Department of Health Services 

State Funding for  
Public Health

Rob Sommerfeld  
Budget Section Chief - DPH  
05/04/2017

Protecting and promoting the health and safety of the people of Wisconsin

---

---

---



---

---

---

---

---

 Department of Health Services 

Goals for Presentation

- Understand funding sources for State Public Health Services
- Understand the State Biennial Budget Development Cycle
- Understand the Community Aids Reporting System (CARS)

Protecting and promoting the health and safety of the people of Wisconsin

---

---

---



---

---

---

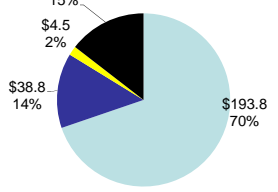
---

---

 Department of Health Services 

SFY 2016-17 DPH Budget

Funding by Type \$ (in millions)



| Funding Type               | Amount (\$ millions) | Percentage |
|----------------------------|----------------------|------------|
| Federal Funding            | \$193.8              | 70%        |
| Program Revenue Fees       | \$38.8               | 14%        |
| Segregated Program Revenue | \$4.5                | 2%         |
| GPR                        | \$40.3               | 15%        |

Federal Funding

Program Revenue Fees

Segregated Program Revenue

GPR

Protecting and promoting the health and safety of the people of Wisconsin

---

---

---



---

---

---

---

---


**Department of Health Services**


## Federal Funding Examples

- Women Infant Children (WIC) \$98.0 million
- Prevention Block Grant
  - Operations \$1.6 million
  - Aids \$0.8 million (Tribes and LPHAs)
- Maternal Child Health Block Grant
  - Operations \$4.5 million
  - Aids \$6.5 million (Tribes and LPHAs)

Protecting and promoting the health and safety of the people of Wisconsin

---

---

---



---

---

---

---

---


**Department of Health Services**


## Federal Funding Examples

- Federal Categorical Grants
  - Operations \$25.7 million (State staff & purchases of services)
  - Aids \$56.4 million (Tribes, LPHAs & some private non-profits)

Protecting and promoting the health and safety of the people of Wisconsin

---

---

---

---

---

---

---

---


**Department of Health Services**


## Program Revenue Fees Examples

- Vital Records Fees \$8.8 million
- Radiation Protection \$2.5 million
- Congenital Disorders \$3.7 million
- Gifts and Grants \$21.2 million

Protecting and promoting the health and safety of the people of Wisconsin

---

---

---

---

---

---

---

---


**Department of Health Services**


## Segregated Program Revenue Examples

- Funding from other State Agencies \$4.2 million
- Tribal Gaming Revenue \$0.3 million

Protecting and promoting the health and safety of the people of Wisconsin

---

---

---



---

---

---

---

---


**Department of Health Services**


## General Purpose Revenue Examples

- State Operations \$4.3 million
- Earmarked for HIV/Aids \$5.9 million
- Workplace Wellness Grants \$3.0 million
- Lead Exposure and Poisoning Aids \$0.9 million
- Dispensaries and Drugs \$0.7 million
- Tobacco Use Control \$5.3 million
- Well Woman \$2.3 million

Protecting and promoting the health and safety of the people of Wisconsin

---

---

---



---

---

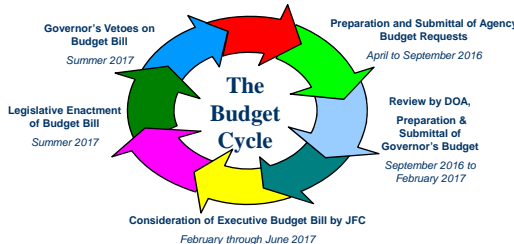
---

---

---


**Department of Health Services**


## State Budget Cycle



Protecting and promoting the health and safety of the people of Wisconsin

---

---

---



---

---

---

---

---

 Department of Health Services 

**Community Aids Reporting System (CARS)**

- This is the main way we get funding to LPHAs
- Create contract with DPH on Grants and Contracting (GAC) System
- \$1.2 billion of Contract data is entered into CARS annually
- Expenditure reports trigger reimbursements
- Starting in July 2016 prepayments will cease

Protecting and promoting the health and safety of the people of Wisconsin

---

---

---

---

---

---

---