

Department of Health Services

State Funding for Public Health

Office of Policy and Practice Alignment
Division of Public Health
June 2018

Protecting and promoting the health and safety of the people of Wisconsin

Department of Health Services

Goals for Presentation

- Understand funding sources for State Public Health Services
- Understand the State Biennial Budget Development Cycle
- Understand the Community Aids Reporting System (CARS)

Protecting and promoting the health and safety of the people of Wisconsin



Department of Health Services

State Fiscal Year 2016-17 DPH Budget

Funding by Type \$ (in millions)

Funding Type	Amount (\$ millions)	Percentage
Federal Funding	\$193.8	70%
Program Revenue Fees	\$38.8	14%
GPR	\$40.3	15%
Segregated Program Revenue	\$4.5	2%

Protecting and promoting the health and safety of the people of Wisconsin



 **Department of Health Services** 

Federal Funding Examples

Federal Block Grants

- Women Infant Children (WIC) \$98.0 million
- Prevention Block Grant
 - Operations \$1.6 million
 - Aids \$0.8 million (Tribes and LPHAs)
- Maternal Child Health Block Grant
 - Operations \$4.5 million
 - Aids \$6.5 million (Tribes and LPHAs)

Protecting and promoting the health and safety of the people of Wisconsin



 **Department of Health Services** 

Federal Funding Examples

Federal Categorical Grants

- Operations \$25.7 million (State staff & purchases of services)
- Aids \$56.4 million (Tribes, LPHAs & some private non-profits)

Protecting and promoting the health and safety of the people of Wisconsin

 **Department of Health Services** 

Program Revenue Fees Examples

- Vital Records Fees \$8.8 million
- Radiation Protection \$2.5 million
- Congenital Disorders \$3.7 million
- Gifts and Grants \$21.2 million

Protecting and promoting the health and safety of the people of Wisconsin

Department of Health Services

Segregated Program Revenue Examples

- Funding from other State Agencies \$4.2 million
- Tribal Gaming Revenue \$0.3 million

Protecting and promoting the health and safety of the people of Wisconsin

Department of Health Services

General Purpose Revenue Examples

- State Operations \$4.3 million
- Earmarked for HIV/Aids \$5.9 million
- Workplace Wellness Grants \$3.0 million
- Lead Exposure and Poisoning Aids \$0.9 million
- Dispensaries and Drugs \$0.7 million
- Tobacco Use Control \$5.3 million
- Well Woman \$2.3 million



Protecting and promoting the health and safety of the people of Wisconsin

Department of Health Services

State Budget Cycle

The Budget Cycle

Protecting and promoting the health and safety of the people of Wisconsin

 **Department of Health Services** 

Community Aids Reporting System (CARS)

- This is the main way we get funding to LPHAs
- Create contract with DPH on Grants and Contracting (GAC) System
- \$1.2 billion of Contract data is entered into CARS annually
- Expenditure reports trigger reimbursements

Protecting and promoting the health and safety of the people of Wisconsin

 **Department of Health Services** 

Questions



Protecting and promoting the health and safety of the people of Wisconsin
