
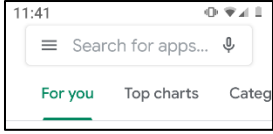
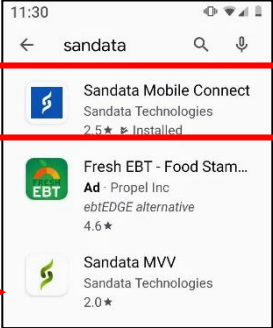



# Key Rub qhov Sandata Mobile Connect APP ntawm Google Play Store rau cov khoom hluav taws xob Android.

(Downloading the Sandata Mobile Connect APP from the Google Play Store for Android.)

**Xub thawj**, xyuas kom koj muaj xaim iv taws nej txuas rau lub xov tooj android los ntawm WIFI los sis ntawm koj lub xov tooj ntawm cev (kev siv tau dev dam). Thaum siv koj lub xov tooj qhov iv taws nej (dev dam) los rub Sandata Mobile Connect qhov APP thiab/los sis mus rau hauv Google Play Store, tej zaum lub lag luam xaim iv taws nej yuav tsub nqi raws li koj qhov kev muas dev dam. Thov tshawb nrog koj lub chaw xaim iv taws nej.

<p>Nias rau lub cim rau (Google) <b>PLAY STORE</b> kom mus tau rau hauv <i>Play Store</i></p>	
<p>Ntaus <b>“Sandata Mobile Connect”</b> rau ntawm kab nrhiav <b>“Search for apps &amp; games (Nrhiav cov app &amp; khoom ua si)”</b></p>	
<p>Nias ib zaug ntawm kab npe Sandata Mobile Connect ces yuav coj koj mus rau <b>Sandata Mobile Connect</b> APP qhov vas sab uas rub tau nws.</p> <p><i>FAJ SEEB: Tsis txhob rub qhov Sandata MVV</i></p>	
<p>Nias <b>Install (Nruab)</b></p> <p>Tsuas siv ob peb feeb xwb ces rub tau, nyob ntawm koj qhov xaim iv taws nej.</p>	
<p>Nrhiav lub cim rau <b>Sandata Mobile Connect</b> , nias ib zaug kom qhib nws.</p> <p>Yog thaum twg qhov APP siv qhov GPS, yuav nug kom koj <b>“ALLOW” (KHEEV)</b> qhov APP siv qhov GPS.</p> <p>Yog tias koj xaiv <b>DENY (TSIS KHEEV)</b>, qhov APP yuav tsis muaj peev xwm siv tau qhov GPS hauv koj lub xov tooj. <i>Tiam sis</i>, yog koj xav hloov tom ntej los yeej hloov tau.</p>	

# Cov Lus Qhia Ib Kauj Ruam Zus:

---

## KAUJ RUAM 1.

- Nias rau lub cim rau (Google) **PLAY STORE** kom mus tau rau hauv **Play Store**. Ntaus “**Sandata Mobile Connect**” rau ntawm kab nrhiav “**Search for apps & games (Nrhiav cov app & khoom ua si)**.” Google Play Store yuav cia li pib nrhiav cov APP uas muaj nyob rau hauv lub khw zoo phim li thaum koj ntaus cov npe ntawv.

## KAUJ RUAM 3.

- Nias ib zaug ntawm kab npe **Sandata Mobile Connect**, yuav coj koj mus rau **Sandata Mobile Connect** APP qhov vas sab uas rub tau nws.
- Nias **Install (Nruab)**. Tsuas siv ob peb feeb xwb ces rub tau, (*nyob ntawm koj qhov xaim iv taws nej*).

## KAUJ RUAM 4.

- Thaum twg rub tau qhov **APP** lawm, koj yuav muaj txoj kev xaiv qhib nws hauv **Google Play Store** los sis koj muab kaw thiab qhib nws hauv koj lub xov tooj qhov teev kav **ALL APPS (TAG NRHO COV APP)** (tib yam li thaum koj mus nias tau lub cim rau Play Store).

## KAUJ RUAM 5.

- Nrhiav lub cim rau **Sandata Mobile Connect**, nias **ib zaug** kom qhib nws. Yog thaum twg qhov APP siv qhov GPS, yuav nug kom koj “**ALLOW**” (**KHEEV**) qhov APP siv qhov GPS. Yog tias koj xaiv **DENY (TSIS KHEEV)**, qhov APP yuav tsis muaj peev xwm siv tau qhov GPS hauv koj lub xov tooj. *Tiam sis, yog koj xav hloov tom ntej mus los yeej hloov tau.*

## KAUJ RUAM 6.

- Thaum twg qhib qhov **APP** thawj zaug koj yuav tau siv cov ncauj lus pov thawj uas tau muab rau koj tom qab koj kawm siv tag thiaj txuas tau nkag mus rau hauv. Thaum twg koj txuas nkag tau mus rau hauv lawm, yuav qhia kom koj mus teeb tsa koj cov nqe lus nug ruaj ntseg thiab xaiv hom lus koj nyiam. Thaum twg ua qhov no tiav, koj yeej npaj txhij mus pib kaw tau koj thawj qhov kev sib ntsib lawm.