

HIV IN WISCONSIN

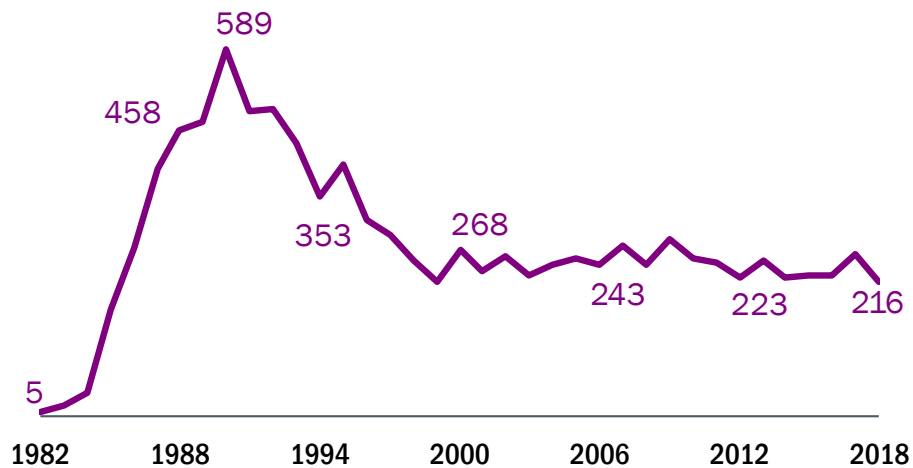
2018 Summary

HIV surveillance data provide important information for planning HIV prevention and care services. The data show trends and priority populations in order to focus resources. During 2018, 216 people were newly diagnosed with HIV and a total of 7,185 people were living with HIV in Wisconsin. For more information, visit the full [HIV Surveillance Annual Report](#).

Diagnosis Trends

The number of new HIV diagnoses has slowly declined over the past 10 years.

Number of HIV diagnoses by year, Wisconsin, 1982-2018



Although trends do not show a significant increase over time, these populations are emerging priorities:

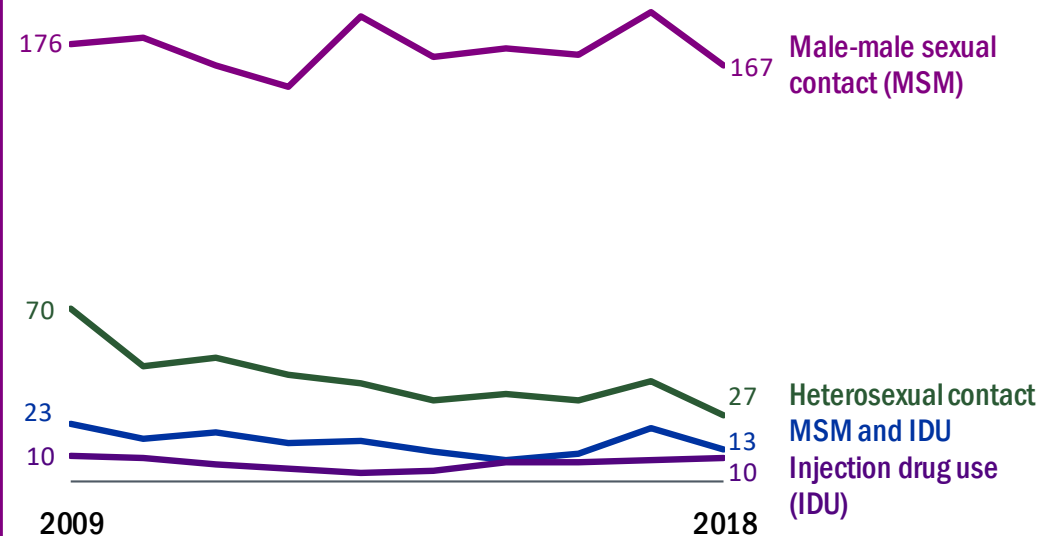
People who inject drugs

Young Hispanic MSM

15 to 19-year-olds

Male-male sexual contact is the most common way HIV is transmitted.

New HIV diagnoses by estimated transmission category*, Wisconsin, 2009-2018

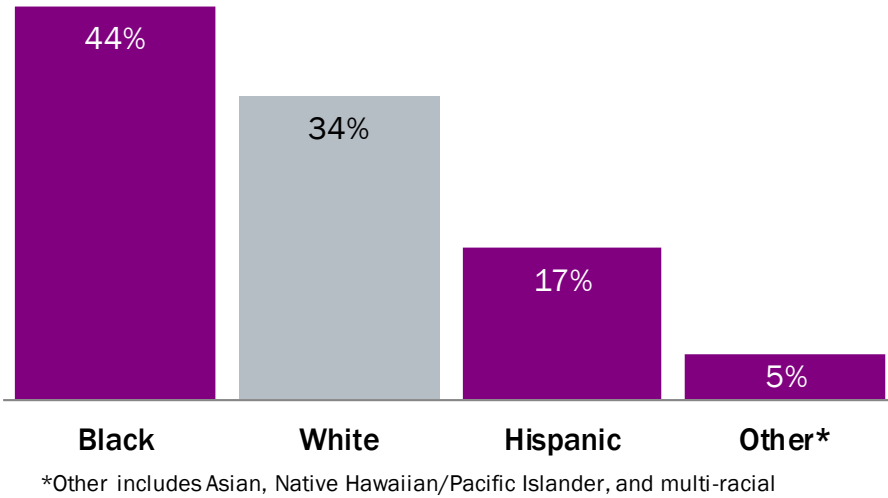


*Data have been statistically adjusted to account for those with unknown transmission category.

HIV in 2018 in Wisconsin


Racial and ethnic minorities made up just **18%** of Wisconsin's population, but accounted for **66%** of new HIV diagnoses.

Percentage of new HIV diagnoses by race and ethnicity, Wisconsin, 2018



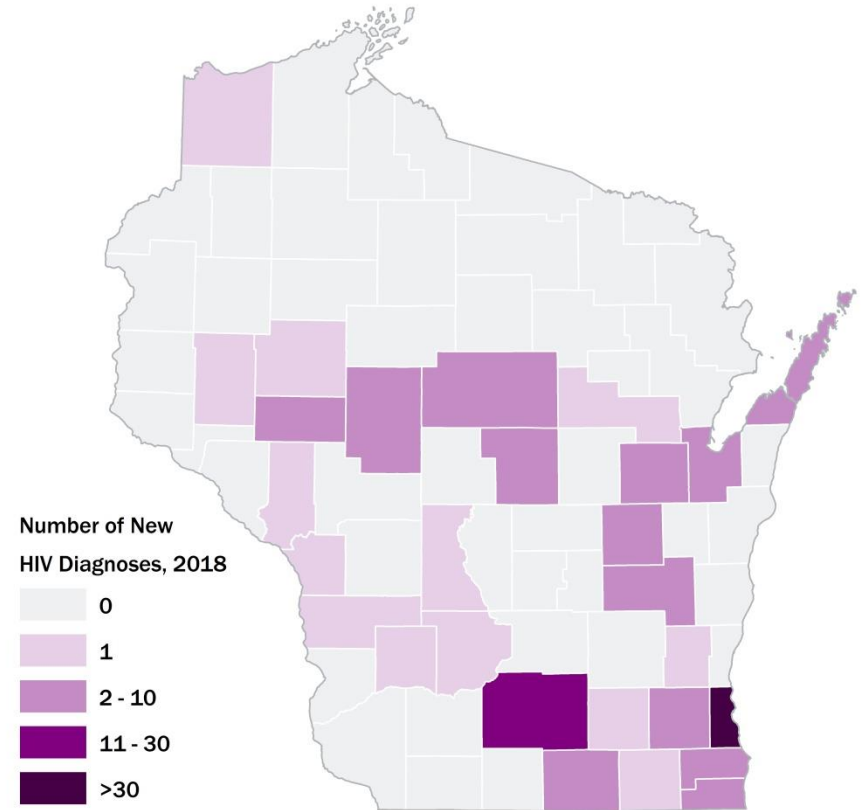
Most people living with HIV received some HIV care and over half were virally suppressed.

People living with HIV, Wisconsin, 2018



The majority of new HIV cases were identified in Milwaukee or Dane counties.

Geographic distribution of new HIV diagnoses, Wisconsin, 2018



Among the 216 newly diagnosed HIV cases in 2018:

31 years
Median age

86%
Male

66%
People of color

