

HIV IN WISCONSIN

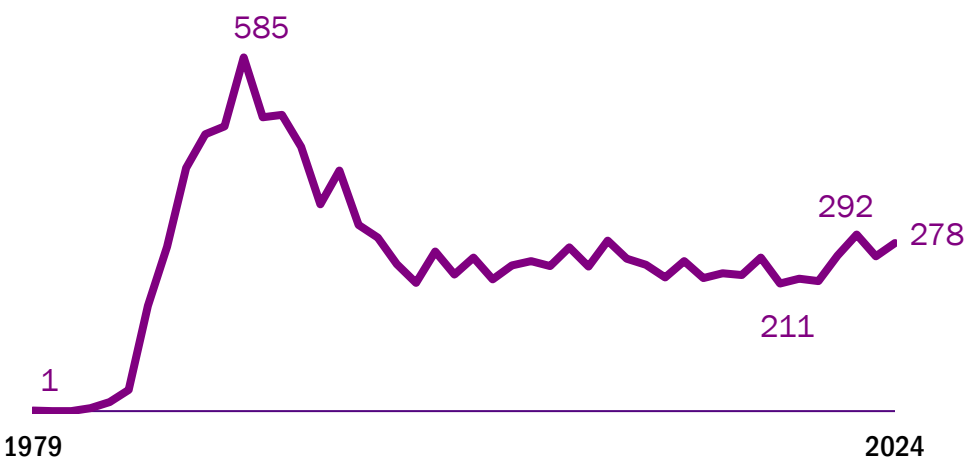
2024 Summary

HIV surveillance data provide important information for planning HIV prevention and care services. The data show trends and priority populations in order to focus resources. During 2024, 278 people were newly diagnosed with HIV and a total of 7,678 people were living with HIV in Wisconsin. For more information, visit the full [HIV Surveillance Annual Report](#).

Diagnosis Trends

Over the past 10 years, the number of **new HIV diagnoses** reported each year in Wisconsin has **remained stable**.

Number of new HIV diagnoses, Wisconsin, 1979–2024

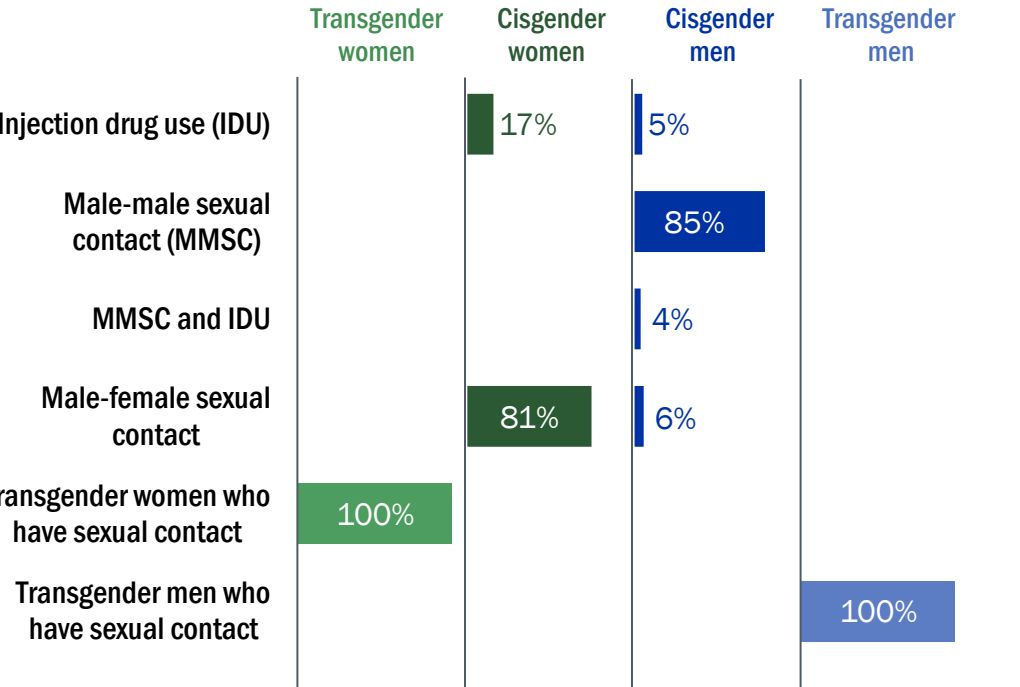


Although trends do not show a significant increase over time, these populations are emerging priorities:

- People who inject drugs
- Young Hispanic men who have sex with men
- Young transgender women of color

Sexual contact was the most common HIV transmission mode.

Percentage of HIV diagnoses by gender and estimated transmission category*, Wisconsin, 2024

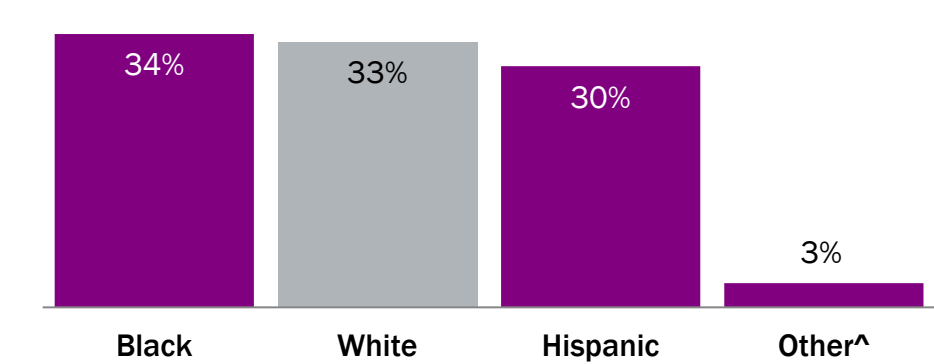


*Data have been statistically adjusted to account for those with an unknown transmission category. Percentages may not add up to 100% as only the most common transmission categories are shown.

HIV in 2024 in Wisconsin

Racial and ethnic minorities made up just **20% of Wisconsin's population** but accounted for **68% of new HIV diagnoses**.

Percentage of new HIV diagnoses by race and ethnicity*, Wisconsin, 2024



*Race or ethnicity alone does not make someone more or less likely to acquire HIV. People of color have a greater likelihood of acquiring HIV due to many social and economic factors that affect people of color more than white people.

^Other includes Asian, Native American, Native Hawaiian/Pacific Islander, and multi-racial

Most people living with HIV received some HIV care and were virally suppressed.

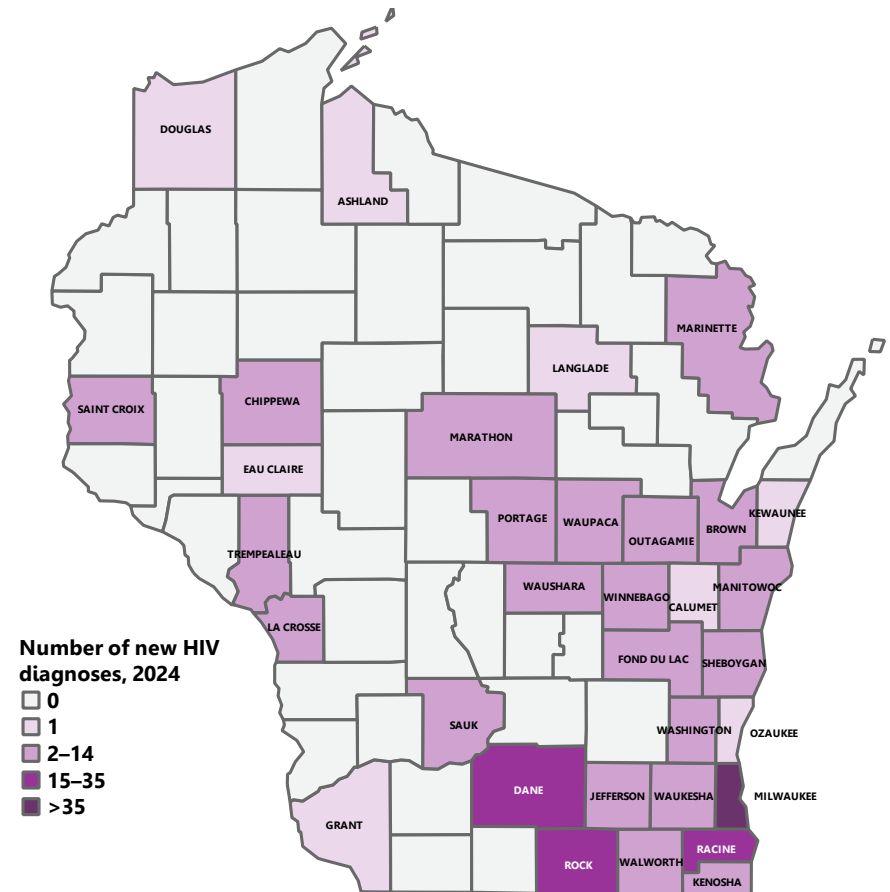
People living with HIV, Wisconsin, 2024



*Virally suppressed means having less than 200 copies of HIV per milliliter of blood.

The majority of new HIV diagnoses were identified in **Milwaukee, Dane, Racine, and Rock** counties.

Geographic distribution of new HIV diagnoses, Wisconsin, 2024



Among the 278 newly diagnosed HIV cases in 2024:

31.5 years
Median age

76%
Cisgender men

68%
People of color

