



WISCONSIN DEPARTMENT
of HEALTH SERVICES

Electronic Visit Verification (Kev Txheeb Npe Hauv Tshuab Hluav Taws Xob Thaum Sib Ntsib): Sandata Portal (Chaw Muab Kev Pab Saum Huab Cua) thiab Kev Tshab Xyuas Txheej Txheem



WISCONSIN DEPARTMENT
of HEALTH SERVICES

P-02747H (10/2021)

Cov Hom Phiaj Ntawm Kev Tshab Xyuas

- Kev Nthuav Qhia Txog Sandata
- Kev Siv thiab Txuas mus rau hauv Sandata Electronic Visit Verification (Kev Txheeb Npe Hauv Lub Tshuab Nruab Ruaj Thaum Sib Ntsib) (EVV) Portal (Chaw Muab Kev Pab Saum Huab Cua)
- Rov Teeb Lo Lus Txuas Nkag rau hauv Sandata EVV Portal (Chaw Muab Kev Pab Saum Huab Cua)
- Kev taw qhia Sandata EVV Portal (Chaw Muab Kev Pab Saum Huab Cua)

Lo Ntsiab Lus Tseem Ceeb

- Neeg Tau Kev Pab—Tus neeg tau kev pab yog tus tswv cuab los sis tus neeg koom uas tau cov pab tu xyuas los ntawm Wisconsin txoj kev pab Medicaid.
- Neeg Ua Hauj Lwm—Tus neeg ntiav ua hauj lwm (neeg ua hauj lwm) yog ib tug neeg uas muab txoj kev tu xyuas rau ib tug los sis tau tus neeg tau kev pab.
- ADA—Americans with Disabilities Act (Txoj Cai Txhawb Cov Neeg Asmeskas Muaj Cov Kev Tsis Taus) hauv xyoo 1990 yog pej xeem huab hwm txoj cai uas txwv txiav txoj kev ntxub ntxaug vim yog txoj kev tsis taus.

Lo Ntsiab Lus Tseem Ceeb

- JAWS—Job Access With Speech (Hais Lus Mus Cuag Hauj Lwm) yog ib daim phiaj tshuab hluav taws xob computer nyeem ntawv rau Microsoft Windows uas kheev cov neeg siv dig muag thiab tsis pom kev kom nyeem daim phiaj uas muab ntawv ntaus hais ua lus los sis nthuav cov ntawv xuas tes nyeem tshiab.

Sandata EVV Portal (Chaw Muab Kev Pab Saum Huab Cua)

Kev Nthuav Qhia Qhov Txheej Txheem

- Wisconsin Department of Health Services (Tuam Tsev Tswj Xyuas Kev Cov Kev Kho Kab Mob Kev Nkeeg) (DHS)-qhov kev daws teeb meem EVV yog Sandata, uas:
 - Sau ua ke cov ntaub ntawv rau EVV.
 - Tsis yog ib qho software daws teeb meem zoo siv rau cov kev khiav lag luam hauv paus ti ntsis.
 - Tsis tau muaj kev sau nuj nqis, kev them nyiaj rau neeg ua hauj lwm, los sis kev teem sij hawm.
- Cov koom haum muab kev pab xaiv siv qhov EVV uas DHS muab los sis lwm txoj kev sau ntaub ntawv ntawm EVV.

Kev Nthuav Qhia Qhov Txheej Txheem

Sandata, yog DHS-qhov kev daws teeb meem EVV, nrog cov txuj ci no:

- Kev Ruaj Ntseg
- Qauv siv rau neeg tau kev pab
- Qauv siv rau neeg ua hauj lwm
- Visit Maintenance (Kev Tswj Xyuas Qhov Kev Sib Ntsib)
- Cov Ntawv Ceeb Toom
- Mobile Visit Verification (Kev Txheeb Npe Hauv Tshuab Ntawm Cev Thaum Sib Ntsib) (MVV)
- Telephonic Visit Verification (Kev Txheeb Npe Hauv Xov Tooj Thaum Sib Ntsib) (TVV)
- Fixed Visit Verification Device (Kev Txheeb Npe Hauv Lub Tshuab Nruab Ruaj Thaum Sib Ntsib) (FVV)

Cov Yuav Tsum Muaj hauv Txheej Txheem Sandata

Sandata EVV Portal (Chaw Muab Kev Pab Saum Huab Cua):

- Yog siv los ntawm tus neeg ua hauj lwm khiav lis ntaub ntawv.
- Yog qhov txheej txheem teeb saum huab cua uas siv kev tshawb nrhiav saum huab cua xws li Mozilla Firefox los sis Google Chrome.
- Yuav tsis tshwm zoo hauv lub xov tooj ntawm tes los sis daim phiaj tablet.
- Yuav tau muaj iv taws nej ceev li 50 MB yog qhov qeeb kawg nkaus.
- Yuav tsum tau muaj PDF thiaj li saib tau cov ntawv ceeb toom hauv Sandata EVV Portal (Chaw Muab Kev Pab Saum Huab Cua).

Cov Yuav Tsum Muaj hauv Txheej Txheem Sandata

- Sandata Mobile Connect (SMC) yog siv los ntawm cov neeg ua hauj lwm zwm tseg cov ntaub ntawv kev sib ntsib.
- SMC qhov app ua hauj lwm zoo tshaj plaws nrog:
 - Qhov iOS 11.0 los sis siab dua.
 - Android 5.0 los sis siab dua.
- Mus xyuas qhov PowerPoint rau “Electronic Visit Verification (Kev Txheeb Npe Hauv Tshuab Hluav Taws Xob Thaum Sib Ntsib): Sandata Mobile Connect” kom paub ntxiv.

Key Sib Hloov Ntaub Ntawv ntawm DHS thiab Sandata

Kev Sib Hloov Ntaub Ntawv

- Yuav muaj kev sib hloov cov ntaub ntawv txhua hmo ntawm DHS thiab Sandata EVV Portal (Chaw Muab Kev Pab Saum Huab Cua).
- Cov ntaub ntawv xa ntawm Sandata EVV Portal (Chaw Muab Kev Pab Saum Huab Cua) los ntawm DHS muaj xws li:
 - Cov ncauj lus txog neeg tau kev pab.
 - Ncauj lus txog kev tso cai.
 - Ncauj lus txog neeg ua hauj lwm.
- Sandata EVV Portal (Chaw Muab Kev Pab Saum Huab Cua) xa ntaub ntawv mus rau DHS txhua mob kom muaj cov ntaub ntawv kev sib ntsib ntawm EVV nkaus xwb.

Kev Sib Hloov Ntaub Ntawv

Tsuas txav tau cov ncauj lus txog kev tso cai, neeg tau kev pab thiab neeg ua hauj lwm ntawm DHS mus rau Sandata nkaus xwb.

Cov Ntawv Tso Cai Tsis Yog DHS

- Cov HMO
- Managed Care Organizations (Cov Koom Haum Tswj Kev Tu Xyuas)

DHS Cov Ntawv Tso Cai

- IRIS (Include, Respect, I Self-Direct) (Xam Nrog, Hwm Txog, Tus Kheej Cob)
- Medicaid kev-them-nqi-rau-kev-pab



DHS Tsim Muaj

- Ntaub ntawv Kev Tso Cai
- Ntaub ntawv teev txog neeg tau ke pab
- Cov ntaub ntawv txog neeg ua hauj lwm



Sandata Sau Ua Ke EVV Portal (Chaw Muab Kev Pab Saum Huab Cua)

- Cov neeg tau kev tso cai pab
- Ntaub ntawv txog neeg ua hauj lwm

Muab Cuag Sandata EVV Portal (Chaw Muab Kev Pab Saum Huab Cua)

Kev Muab Cuag Sandata Portal (Chaw Muab Kev Pab Saum Huab Cua) Qhov As Khauj

- Thaum twg lub koom haum muab kev pab lis tiav cov kev kawm siv EVV, lub koom haum muab kev pab yuav tau txais tsab ntawv email muaj Pob Khoom Txais Tos.
- Yuav muab Pob Khoom Txais Tos xa ntawm Sandata/e-Trac mus rau “xa mus rau” chaw sau ntawv email uas teev muaj ntawm ForwardHealth Portal (Chaw Muab Kev Pab Saum Huab Cua).
- Pom zoo kom cov koom haum muab kev pab muaj tsawg kawg yog ob tug neeg tuav hauj lwm lis ntaub ntawv rau ForwardHealth thiab Sandata Portals (Cov Chaw Muab Kev Pab Saum Huab Cua).

Kev Muab Cuag Sandata Portal (Chaw Muab Kev Pab Saum Huab Cua) Qhov As Khauj

Qhov email Pob Khoom Txais Tos muaj:

- Qhov chaw txuas URL mus rau Sandata.
- Neeg tuav hauj lwm lis ntaub ntawv cov pov thawj kev txuas nkag rau hauv Sandata EVV Portal (Chaw Muab Kev Pab Saum Huab Cua).
- Kev Coj Qhia Txog Kev Hu Xov Tooj (Call Reference Guide) (cov lus qhia tshwj xeeb kiag rau lub koom haum muab kev pab rau cov neeg ua hauj lwm).

Cov Pov Thawj ntawm Neeg Siv Sandata Portal (Chaw Muab Kev Pab Saum Huab Cua)

- Lub koom haum muab kev pab tus neeg tuav hauj lwm lis ntaub ntawv kev ruaj ntseg rau Sandata EVV Portal (Chaw Muab Kev Pab Saum Huab Cua) yuav siv cov ncauj lus hauv qhov email Pob Khoom Txais Tos los teeb tsa Sandata EVV Portal (Chaw Muab Kev Pab Saum Huab Cua).
- Tag nrho cov neeg tuav hauj lwm lis ntaub ntawv uas siv chaw muab kev pab saum huab cua yuav tau txais lus pov thawj los ntawm lawv lub koom haum muab kev pab tus neeg tuav hauj lwm lis ntaub ntawv kev ruaj ntseg hauv Sandata EVV Portal (Chaw Muab Kev Pab Saum Huab Cua). (Xyuas PowerPoint 3: EVV Sandata Portal Security) Kev Ruaj Ntseg Ntawm Sandata Portal (Chaw Muab Kev Pab Saum Huab Cua).

Cov Pov Thawj ntawm Neeg Siv Sandata Portal (Chaw Muab Kev Pab Saum Huab Cua)

- Cov ncauj lus pov thawj no yog siv txuas nkag rau Sandata EVV Portal (Chaw Muab Kev Pab Saum Huab Cua).
- Sandata EVV Portal (Chaw Muab Kev Pab Saum Huab Cua) tsis yog lub tshuab siv los ntawm cov neeg ua hauj lwj kev sau cov ntaub ntawv kev sib ntsib EVV.

Key Txuas Nkag Mus Rau Sandata EVV Portal (Chaw Muab Kev Pab Saum Huab Cua)

1. Koom Haum—STX nrog tus zauv ID cim koom haum muab kev pab (Piv txwv: STX12345).
2. Npe Siv—Ntaus qhov chaw sau ntau email ntawm tus neeg siv qhov txheej txheem (tsis tshau txog cov tsiaj ntawv loj thiab me).
3. Password (Lo Lus Txuas Nkag)—Yuav tsum muaj tsawg kawg yog 12 tug tsiaj ntawv, muaj ib tug tsiaj ntawv sau loj, ib tug tsiaj ntawv sau me, ib tug zauv thiab ib tug cim tshwj xeeb (@#\$%^).

Sandata

AGENCY **1**
STX123456

USERNAME **2**
Enter Username

PASSWORD **3**
Enter Password

REMEMBER ME

LOGIN

[Forgot Password?](#)

[Privacy Policy](#)

© 2021 Sandata Technologies, LLC

Kev Txuas Nkag Mus Rau EVV Portal (Chaw Muab Kev Pab Saum Huab Cua) (2)

- Remember Me (Nco Ntsoov Kuv)—Kos rau kem no kom nco tseg lub koom haum muab kev pab thiab lub npe siv dhau los (tsis nco tseg lo lus txuas nkag).
- Txuas Nkag—Nias lub yeem no kom txuas mus rau hauv Sandata EVV Portal (Chaw Muab Kev Pab Saum Huab Cua).

A screenshot of the Sandata EVV Portal login interface. The page has a light grey background. At the top, the word "Sandata" is written in a large, italicized, dark grey font. Below it, there are three input fields: "AGENCY" with the value "STX123456", "USERNAME" with the placeholder "Enter Username", and "PASSWORD" with the placeholder "Enter Password" and a small eye icon to its right. Below the password field is a "REMEMBER ME" checkbox, which is currently unchecked. A red circle with the number "4" is overlaid on the checkbox. Below the checkbox is a blue "LOGIN" button with a red circle containing the number "5" overlaid on it. Underneath the button are two links: "Forgot Password?" and "Privacy Policy". At the very bottom, there is a small copyright notice: "© 2021 Sandata Technologies, LLC".

Rov Teeb Lo Lus Txuas Nkag rau hauv Sandata EVV Portal (Chaw Muab Kev Pab Saum Huab Cua)

Rov Teeb Lo Lus Txuas Nkag rau hauv Sandata EVV Portal (Chaw Muab Kev Pab Saum Huab Cua)

1. Nias **Forgot Password (Tsis Nco Lo Lus Txuas Nkag Lawm)?**
2. Ntaus tus neeg siv qhov chaw sau ntawv email (tib yam li lub npe siv).
3. Nias **Reset Password (Rov Teeb Lo Lus Txuas Nkag)**. Sandata yuav xa ib lo lus txuas nkag ib ntus hauv email tuaj.
4. Nias **Back to Login (Rov Mus Txuas Nkag)** kom rov mus rau daim phiaj txuas nkag.

The image displays two screenshots of the Sandata EVV Portal interface. The left screenshot shows the main login page with the Sandata logo at the top. Below the logo are four input fields: AGENCY (containing 'STX'), USERNAME (containing 'Enter Username'), and PASSWORD (containing 'Enter Password'). There is a 'REMEMBER ME' checkbox and a blue 'LOGIN' button. A red box highlights the 'Forgot Password?' link with a red circle containing the number 1. The right screenshot shows the 'Forgot Password' flow. It features the Sandata logo at the top, followed by an 'EMAIL ADDRESS' field containing 'Enter Email Address' with a red circle containing the number 2. Below this is a blue 'RESET PASSWORD' button with a red circle containing the number 3. At the bottom of this section is a 'Back to Login' link with a red circle containing the number 4. A large grey arrow points from the right screenshot back to the main login page.

Rov Teeb Lo Lus Txuas Nkag rau hauv Sandata EVV Portal (Chaw Muab Kev Pab Saum Huab Cua)

- Ntaus lo lus txuas nkag ib ntus rau kab Old Password (Lo Lus Txuas Nkag Qub).
- Ntaus lo lus txuas nkag tshiab rau qhov chaw sau New Password (Lo Lus Txuas Nkag Tshiab).
- Rov ntaus dua lo lus txuas nkag rau ntawm kab Confirm New Password (Txheeb Meej Lo Lus Txuas Nkag).
- Nias **Save (Zwm Cia)**.

Xyuas PowerPoint 3: Qhov Kev Ruaj Ntseg



The screenshot shows the Sandata Change Password interface. At the top, the Sandata logo is displayed in a stylized font. Below the logo, the text "Change Password" is centered. The form contains three input fields: "OLD PASSWORD*" with a placeholder "Enter Old Password", "NEW PASSWORD*" with a placeholder "Enter New Password", and "CONFIRM NEW PASSWORD*" with a placeholder "Confirm New Password". Each input field has a small eye icon on the right side. Below the input fields, there is a note: "Note: Password is case sensitive". At the bottom of the form, there is a blue button labeled "SAVE".

Kev taw qhia Sandata EVV Portal (Chaw Muab Kev Pab Saum Huab Cua)

Cov Qauv Siv Rau Kev Taw Qhia

Tom qab txuas nkag tau lawm, daim Dashboard (Hau Phiaj) yuav nthuav tshwm.

The screenshot displays the Sandata EVV Dashboard. On the left is a blue sidebar with the Sandata EVV logo and a menu containing: 'Navigate Modules', 'Dashboard', 'Clients', 'Employees', 'Visit Maintenance', 'Reports and Exports', 'Security', and 'Online Manual'. The main content area has a header with 'Dashboard Dashboard', a search bar with 'Enter agency', and a 'LOG OUT' button. Below the header is a 'Filter Options' section with a 'REFRESH EVERY' input set to '5' (Minutes (2min - 30max)), a 'SUPERVISORS' dropdown menu set to 'Select Supervisors', and a 'REFRESH NOW' button. At the bottom, there are two summary cards: 'Unknown Clients' and 'Unknown Employees', both showing a count of '0'.

ADA Kev Taw Qhia Txhawb

- Yuav taw qhia tau Sandata EVV Portal (Chaw Muab Kev Pab Saum Huab Cua) tsuas yog siv qhov tab thiab ntaus cov tsiaj ntawv yog tias tsim nyog.
- Sandata EVV Portal (Chaw Muab Kev Pab Saum Huab Cua) yog zoo raws JAWS Tus Neeg Nyeem rau cov neeg uas tsis pom kev zoo.

ADA Kev Taw Qhia Txhawb

- Nias tab kom mus rau los sis nias **Navigate Modules (Cov Qauv Siv Rau Kev Taw Qhia)** ntawm Sandata EVV Portal (Chaw Muab Kev Pab Saum Huab Cua) qhov chaw teeb muaj.
- Pib ntaus hom qauv thiab yuav pom cov teev muaj tshwm rau xaiv.



ADA Kev Taw Qhia Txhawb

Thaum twg ib tug neeg siv cia nws nyob ncu j ncia mus 15 feeb, yuav tshwm qhov lus ceeb toom uas muaj lub yeem kom ncu a sij hawm ntxiv yog tias lawv xav tau sij hawm ntxiv.

Info



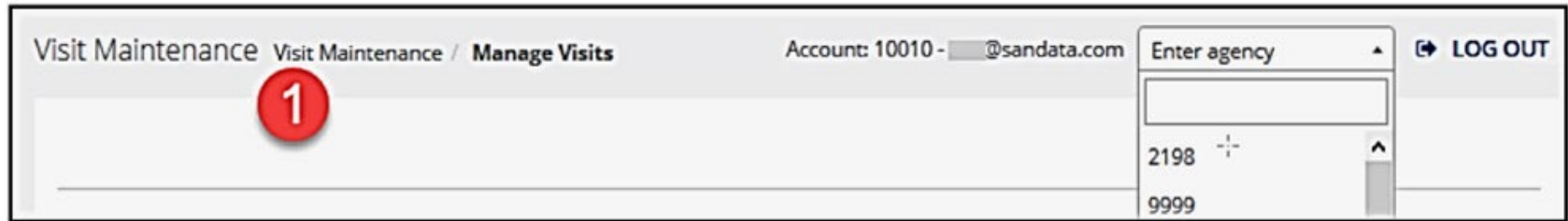
Your session is expiring.

[CLICK TO EXTEND SESSION.](#)

Kev Taw Qhia Cov Keep Nquag Siv

Yuav muaj Sandata nyob saum toj txhua daim phiaj hauv Sandata EVV Portal (Chaw Muab Kev Pab Saum Huab Cua) thiab nthuav qhia cov ntsiab lus tseem ceeb txog ib daim phiaj twg:

1. Qhov Seem Taw Qhia yuav qhia kiag qhov chaw hauv qhov txheej txheem thiab daim phiaj saib tam sim no.



Visit Maintenance Visit Maintenance / Manage Visits Account: 10010 - @sandata.com Enter agency LOG OUT

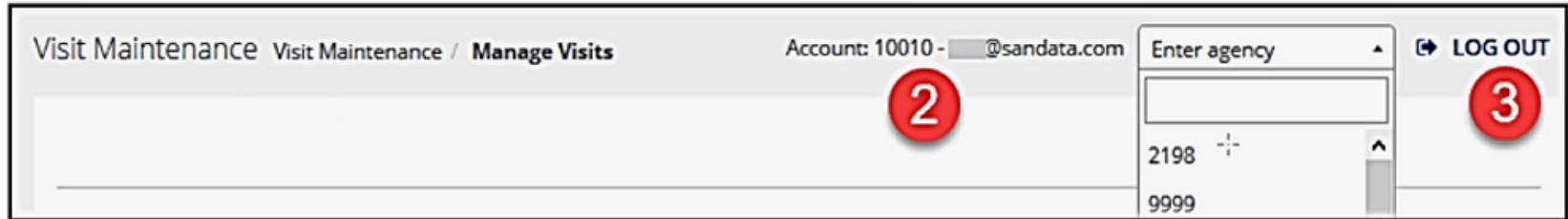
1

2198

9999

Kev Taw Qhia Cov Keeb Nquag Siv

2. Nthuav Qhia As Khauj thiab Neeg Siv yuav nthuav pom tus as khauj ntawm tus neeg siv uas txuas nkag tau rau.
3. Txuas Tawm yuav muab tus neeg siv rho tawm hauv txheej txheem thiab rov mus rau daim phiaj txuas nkag.



Kev Taw Qhia Cov Keeb Nquag Siv

Tej kev txheeb meej los sis tej ncauj lus qhia ua yuam kev yuav tshwm nruab nrab saum toj ntawm daim phiaj.



Success

Visit is successfully updated.







Error

Call date/time in future is not allowed

Kev Taw Qhia Cov Keeb Nquag Siv

Cov yeem rau cov hauj lwm yuav tshwm tuaj thaum twg daim phiaj muaj qhov kev teeb tsa uas yuav tau txav ntawm cov hauj lwm muaj thiab muab.

Button	Function	Description
	Add All	This button moves all items from the Available field to the Assigned field.
	Add Item(s)	This button moves single or multiple items from the Available field to the Assigned field. Click on multiple items to add them together, if necessary.
	Remove Item(s)	This button moves single or multiple items from the Assigned field to the Available field. Click on multiple items to add them together, if necessary.
	Remove All	This button moves all Items from the Assigned field to the Available field.

Cov Chaw Muaj Kev Pab

Cov Chaw Muaj Kev Pab

- EVV Chaw Pab Neeg Qhua ntawm 833-931-2035, Zwj Hli (Monday)–Zwj Kuab (Friday), 7 teev sawv ntxov–6 teev tsaus ntuj
- Kev pab txhawb sau ntawv Email: VDXC.ContactEVV@Wisconsin.gov
- EVV qhov vas sab ntawm: <https://www.dhs.wisconsin.gov/ew/index.htm>
kom paub cov ncauj lus txog cov nram no:
 - Cov Peev Txheej Rau Kev Kawm Siv
 - EVV hauv Wisconsin
 - ForwardHealth Portal (Chaw Muab Kev Pab Saum Huab Cua)

Ua Koj Tsaug