



# Phau Ntawv Qhia Ceev Txog Kev Rau Npe Kawm Siv Electronic Visit Verification (Kev Txheeb thaum Sib Ntsib Hauv Tshuab Hluav Taws) rau Cov Koom Muab Kev Pab

Ua ntej yuav pib, xav txhawb kom cov neeg siv rub [Sandata Phau Ntawv Coj Qhia Koom Haum Muab Kev Pab Siv Electronic Visit Verification \(Kev Txheeb thaum Sib Ntsib Hauv Tshuab Hluav Taws\) \(EVV\)](#), thiab [Wisconsin EVV Supplemental Guide \(Kev Coj Qhia Pab Txhawb Rau EVV\)](#), uas yog kawm raws daim viv dis aus qhia li tus kheej yeem. Sandata Phau Ntawv Coj Qhia Koom Haum Muab Kev Pab Siv Electronic Visit Verification (Kev Txheeb thaum Sib Ntsib Hauv Tshuab Hluav Taws) (EVV) thiab cov viv dis aus uas qhia li tus kheej yeem yuav qhia txog qhov txheej txheem Sandata. **Wisconsin EVV Supplemental Guide (Phau Ntawv Coj Qhia Pab Txhawb Rau EVV) muaj cov ntsiab lus ntxaws rau Wisconsin raws li txoj cai.**

Cov neeg siv yuav tsum ua kom txhij cov kauj ruam nram no thiaj siv tau lub koom haum muab kev pab tus neeg tuav hauj lwm lis ntaub ntawv cov kev siv qhov txheej txheem Sandata:

1. Qhib qhov chaw tshawb nrhiav ntawm lub tshuab koos pib tawj. Microsoft Edge, Mozilla Firefox, los sis Google Chrome yog cov pom zoo kom siv.
2. Cov koom haum muaj npe txais Medicaid yuav hla mus tau rau Kauj Ruam 3. Cov neeg siv uas tsis rau npe tam ib lub koom haum txais Medicaid yuav tsum tau lis tiav lub koom haum muab kev pab qhov txheej txheem muab tus zauv ID:
  - a. [Kawm kom paub muab tau lub koom haum muab kev pab tus zauv ID tshwj xeeb.](#)
  - b. [Pib qhov txheej txheem muab lub koom haum muab kev pab tus zauv ID tshwj xeeb.](#)

Sau tseg lub koom haum muab kev pab tus zauv ID tshwj xeeb uas muab rau tus neeg siv lub koom haum muab kev pab rau Kauj Ruam 4.

3. [Rau npe kawm siv Sandata](#) los ntawm txoj kev teb rau cov kab sau hauv daim phiag **Sign Up** (Rau Npe) nram no:
  - a. First Name (Lub Npe)
  - b. Last Name (Lub Xeem)
  - c. Email (Chaw sau ntawv Email)
  - d. Password (Lo Lus Txuas) (Lo lus txuas yuav tsum muaj tsawg kawg yog yim tus tsiaj ntawv thiab muaj tsawg kawg yog ib tug zauv nrog.)
  - e. Agency Name (Koom Haum Muab Kev Pab Lub Npe)
  - f. Provider Medicaid ID # (Koom Haum Muab Kev Pab Tus Zauv ID # ntawm Medicaid) (los sis Koom Haum Muab Kev Pab Tus Zauv ID).



# Sign Up

To use the key WIEVVAgency, please sign up for a new account or login to an existing one.

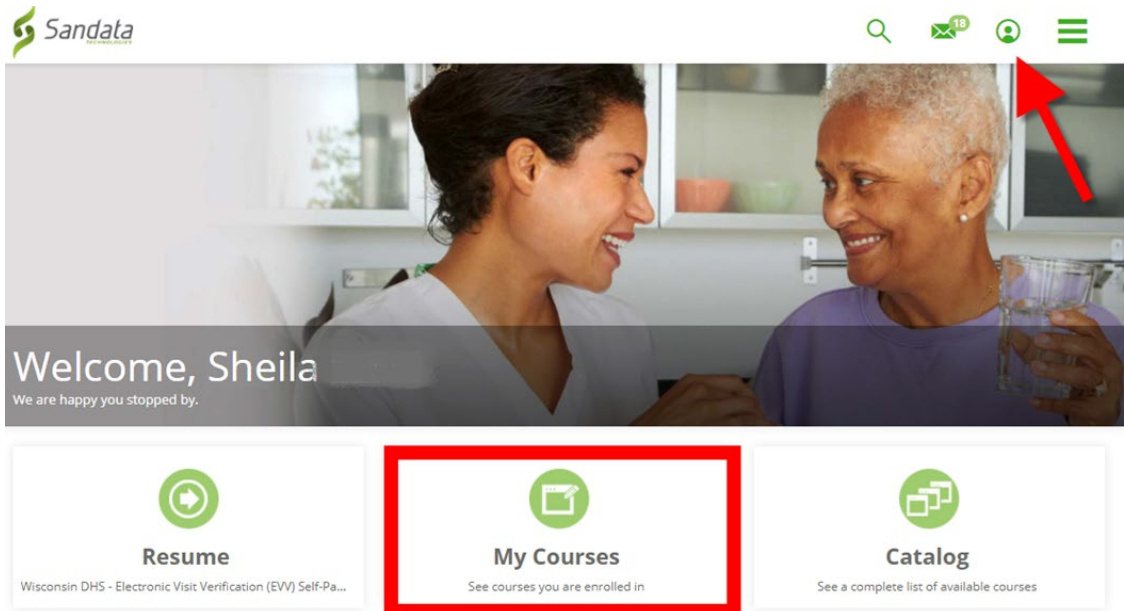
<b>First Name</b>	<i>Required</i>
<input type="text"/>	
<b>Middle Name</b>	
<input type="text"/>	
<b>Last Name</b>	<i>Required</i>
<input type="text"/>	
<b>Email</b>	<i>Required</i>
<input type="text"/>	
<b>Password</b>	<i>Required</i>
<input type="text"/>	
<b>Re-enter Password</b>	<i>Required</i>
<input type="text"/>	
<b>Agency Name:</b>	<i>Required</i>
<input type="text"/>	
<b>Provider Medicaid ID #</b>	<i>Required</i>
<input type="text"/>	

Sign Up


4. Nias **Sign Up** (Rau Npe). Yuav tshwm phab Kawm Txog Sandata ntawm daim phiaj tshuab.



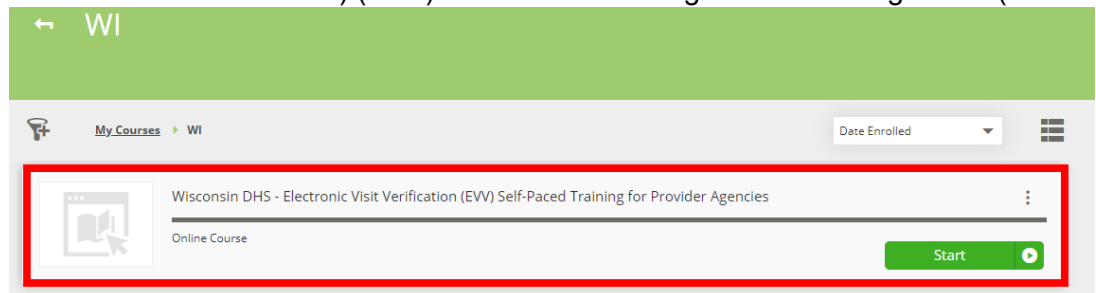
- Nias rau lub qauv qhia txog neeg siv saum lub ces kaum sab xis ntawm daim phiaj kom txheeb meej txog tus neeg siv, uas yog tus neeg siv qhov chaw sau ntawv email.
- Nias rau **My Courses** (Cov Kuv Kawm) kom pom cov kev kawm uas muaj.



- Nias rau phau WI kom pom cov kev kawm uas muaj.




- Ntawm daim phiaj My Courses (Cov Kuv Kawm), nias rau **Start** (Pib) kom qhib phab teem qhia Wisconsin DHS—Electronic Visit Verification (Kev Txheeb thaum Sib Ntsib Hauv Tshuab Hluav Taws) (EVV) Self-Paced Training for Provider Agencies (Cov Koom



Haum Muab Kev Pab Kawm Siv Raws Siab Nyiam) kom nthuav cov ntsiab kev kawm thiab kawm pes tsawg lwm ntawm ib tshooj twg.

9. Nias rau tus **xib xub taw rov hauv** ntawm ib sab cov ntsiab kev kawm kom qhib cov kev

Course Content	Resources
Course Content	
▼ Introduction to EVV	3 Lesson(s)
▼ Navigation	1 Lesson(s)
▼ Security	1 Lesson(s)
▼ Client Module	1 Lesson(s)
▼ Employee Module	1 Lesson(s)
▼ Sandata Mobile Connect (SMC)	1 Lesson(s)
▼ Sandata Mobile Connect "HOW TO" Videos	10 Lesson(s)
▼ Telephony (TVV)	1 Lesson(s)
▼ Fixed Visit Verification (FVV)	1 Lesson(s)
▼ Visit Maintenance	1 Lesson(s)
▼ Reports	1 Lesson(s)

kawm uas yuav pib.



10. Nias rau **Start** (Pib) kom pib qhov kev kawm.

The screenshot shows a 'Course Content' page for 'Introduction to EVV' (3 Lesson(s)). It lists three lessons, each with a play button icon, the lesson title, and a green 'Start' button. The status for each lesson is 'Not Started'.

- Introduction to EVV (Status: Not Started)
- How to Log In (Status: Not Started)
- How to Reset Your Password (Status: Not Started)

11. Yog tus neeg siv tsis muaj peev xwm kawm tiav daim viv dis aus, Sandata yuav zwm cia qib kawm tag kom lwm zaus tus neeg siv txuas nkag dua rau hauv SandataLearn nws

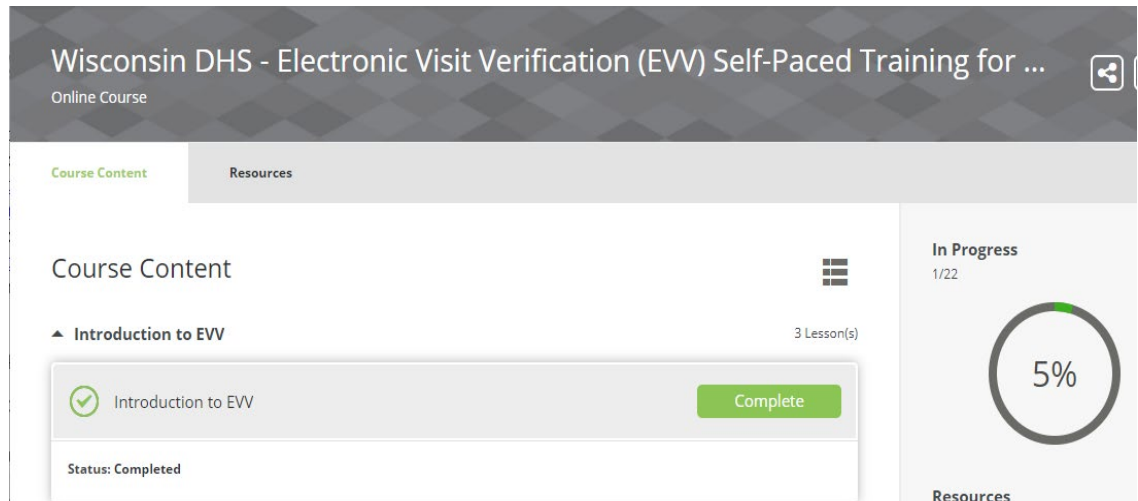
The screenshot shows the 'Introduction to EVV' section (3 Lesson(s)). The first lesson, 'Introduction to EVV', has a play button icon and a green 'Resume' button. The status is 'In Progress'.

- Introduction to EVV (Status: In Progress)

kawm txuas mus ntxiv tau.

12. Thaum twg kos cim rau tag nrho cov kev kawm tias **Complete** (Tiav), txoj kev kawm yuav yog tiav 100 feem pua. Sandata eTrac yuav email Pob Khoom Txais Tos mus rau lub koom haum muab kev pab qhov sau ntawv teev muaj rau ntawm ForwardHealth Portal (Chaw Muab Kev Pab Saum Huab Cua). Pob Khoom Txais Tos muaj cov chaw txuas uas mus cuag tau Sandata EVV Portal (Chaw Muab Kev Pab Saum Huab Cua).

Faj Seeb: Cov neeg siv kawm tau tag nrho los sis qee cov twg ntau zaus npaum li lawv xav kawm los tau yog nias rau lub yeem Complete (Tiav).



Xav paub cov kauj ruam pab tau tom qab thawj zaug kawm, thov siv Chaw Muab Kev Pab Cov Kev Txheeb, <https://www.dhs.wisconsin.gov/library/p-02759.htm>

