

Managing JYNNEOS Vaccine in WIR

For data exchange providers who do auto decrement inventory, please reference "Managing JYNNEOS Vaccine in WIR Guide for Data Exchange Providers Who Do Auto Decrement Inventory" ([P-03321A](#)).

SC: Subcutaneous route

ID: Intradermal route

Contents

How the Accepted Lot Appears in WIR..... 1

For Direct Manual Entry into WIR 3

 Example 1: BRAND NEW LOT 3

 Example 2: DOSES ALREADY ADMINISTERED FROM LOT 6

 Example 3: SUBCUTANEOUS IMMUNIZATION..... 10

 Example 4: INTRADERMAL IMMUNIZATION..... 12

 Example 5: ADJUSTING INVENTORY WHEN QUANTITY IS ZERO 13

 Example 6: RECEIVE THE SAME LOT NUMBER AFTER THAT LOT HAS ALREADY BEEN SPLIT INTO -SC and -ID. 14

 Example 7: LOTS ALREADY DEPLETED WHEN NEW LOT ARRIVES..... 19

 Example 8: INTRADERMAL DOSE NEEDS TO BE REPEATED 20

For Data Exchange Providers Who Do Not Auto Decrement Inventory..... 21

REMINDERS..... 22

How the Accepted Lot Appears in WIR

1. Accept the inbound transfer of JYNNEOS vaccine from the Regional Hub. The vaccine will be added to your inventory with the Lot Number and NDC and the Funding Program set to Public.
2. Go to Manage Inventory and review the JYNNEOS lot you have added to inventory. In the screenshot below, there have been (20) 0.5 mL doses of Lot Number 23456 added to inventory.

Manage Inventory

Add Inventory for Site (KH Test Org)... Add Inventory

Modify Quantity On Hand for Selected Sites.... Modify Quantity

Show Transactions for Sites.... Show Transactions

Return to the Previous Screen.... Cancel

Site: KH Test Org Show Active Inactive Non-Expired Expired

| Select | Trade Name | Lot Number | Inv On Hand | Active | Public | Exp Date |
|--------------------------|------------|------------|-------------|--------|--------|------------|
| <input type="checkbox"/> | JYNNEOS | 23456 | 20 | Y | Y | 12/31/2022 |

Edit Vaccine Inventory Information

Site: KH Test Org Also display inactive Trade Names Save

Trade Name: JYNNEOS Cancel

Manufacturer: Bavarian Nordic A/S Add New

NDC: 50632-0001-02 Delete

Package, 20 vials

Lot Number: 23456

Dose: 0.5

Expiration Date: 12/31/2022

Funding Program: Public

Lot Active: Yes

Quantity on Hand: 20

Cost Per Dose (\$):

3. Decide how many doses will be subcutaneous (SC) and how many doses will be intradermal (ID). Clients under 18 can ONLY receive a subcutaneous (0.5 mL) dose. Clients over 18 can receive the vaccine subcutaneously or intradermally.
 - a. Each vial of JYNNEOS contains 0.5 mL.
 - b. Each subcutaneous (SC) dose is 0.5 mL, meaning there is 1 SC dose per vial.
 - c. Each intradermal (ID) dose is 0.1 mL, meaning there are 5 intradermal doses per vial.
 - d. In other words, 5 doses delivered via the intradermal route would be the same volume as 1 dose delivered via the subcutaneous route.
 - e. We encourage providers to make most doses ID, and only keep a few as SC.
4. The examples below show how to record the JYNNEOS inventory as SC and ID doses.
 - a. Provides visibility to both provider and DHS as to the number of potential vaccinations available.
 - b. Helps identify lots with different dose routes and sizes when you are recording the immunization in WIR.

For Direct Manual Entry into WIR

Example 1: BRAND NEW LOT

Example: You received a lot of 20 doses (Lot Number 23456) and no doses have been administered yet. Keep quantity of (3) 0.5 mL doses from the lot for SC administration, in case there are clients under 18 that need to be vaccinated. Convert the rest of the lot to 0.1 mL doses for ID administration.

1. Rename the lot using the same lot number and add "-SC" at the end of the lot number.
 - a. There should be no spaces between the lot number and the dash.
 - b. Use all capital letters for SC.
 - c. Ex: lot 23456-SC.

Subtract quantity 17 of 0.5 mL doses from the lot using reason "Error Correction."
Click Save.

Edit Vaccine Inventory Information

Site: KH Test Org Also display inactive Trade Names

Trade Name: JYNNEOS

Manufacturer: Bavarian Nordic A/S

NDC: 50632-0001-02

Package, 20 vials

Lot Number: 23456-SC

Dose: 0.5

Expiration Date: 12/31/2022

Funding Program: Public

Lot Active: Yes

Quantity on Hand: 20

Cost Per Dose (\$):

Input Source: Manual Entry - Inventory - 08/12/2022

Update Source:

Save

Cancel

Add New

Delete

Modify Quantity On Hand

Action: Subtract

Amount: 17

Reason: Error Correction

The inventory quantity on hand for the SC lot will update to 3.

Edit Vaccine Inventory Information

Site: KH Test Org Also display inactive Trade Names

Trade Name: JYNNEOS

Manufacturer: Bavarian Nordic A/S

NDC: 50632-0001-02

Package, 20 vials

Lot Number: 23456-SC

Dose: 0.5

Expiration Date: 12/31/2022

Funding Program: Public

Lot Active: Yes

Quantity on Hand: 3

Cost Per Dose (\$):

Input Source: Manual Entry - Inventory - 08/12/2022
Update Source: Manual Entry - Inventory - 08/12/2022

Save
Cancel
Add New

Modify Quantity On Hand

Action: Add

Amount:

Reason: Receipt of Inventory

inventory was updated successfully.



Please use the reason "Error Correction" when converting the number of SC and ID doses of JYNNEOS in WIR.

2. Create a **New** lot of JYNNEOS in WIR for the number of ID doses you have set aside for intradermal administration.

There were 17 of the 0.5 mL doses subtracted from the SC lot, which is the same as 85 of the 0.1 mL ID doses. $17 \text{ doses} \times 5 \text{ doses per vial} = 85 \text{ doses}$.

Click Add Inventory.

| Manage Inventory | |
|---|-------------------|
| Add Inventory for Site (KH Test Org)... | Add Inventory |
| Modify Quantity On Hand for Selected Sites... | Modify Quantity |
| Show Transactions for Sites... | Show Transactions |
| Return to the Previous Screen... | Cancel |

Add quantity 85 of the ID doses. Put in the same trade name and NDC. The funding program is Public.

3. The lot number should be the same lot number and add "-ID" at the end of the lot number.
 - a. There should be no spaces between the lot number and the dash.
 - b. Use all capital letters for ID.
 - c. Ex: lot 23456-ID.

Make sure to change the dose size to 0.10 mL. Click Save.

| Add Vaccine Inventory Information | | |
|-----------------------------------|--|--------|
| Site: KH Test Org | <input type="checkbox"/> Also display inactive Trade Names | Save |
| Trade Name: JYNNEOS | | Cancel |
| Manufacturer: Bavarian Nordic A/S | | |
| NDC: 50632-0001-02 | | |
| Package, 20 vials | | |
| Lot Number: 23456-ID | | |
| Dose: 0.10 | | |
| Expiration Date: 12/31/2022 | | |
| Funding Program: Public | | |
| Lot Active: Yes | | |
| Quantity on Hand: 85 | | |
| Cost Per Dose (\$): | | |
| Input Source: | | |
| Update Source: | | |

4. When you review your inventory again, it has two lots of JYNNEOS:
 - 85 doses of the 0.1 mL ID dose (Lot Number 23456-ID)
 - 3 doses of the 0.5 mL SC dose (Lot Number 23456-SC)

| Select | Trade Name | Lot Number | Inv On Hand | Active | Public | Exp Date |
|--------------------------|------------|------------|-------------|--------|--------|------------|
| <input type="checkbox"/> | JYNNEOS | 23456-ID | 85 | Y | Y | 12/31/2022 |
| <input type="checkbox"/> | JYNNEOS | 23456-SC | 3 | Y | Y | 12/31/2022 |

Example 2: DOSES ALREADY ADMINISTERED FROM LOT

Example: You received a lot of 20 doses (Lot Number 98765) and when you go into WIR inventory to split the lot into SC and ID doses, you see that the quantity on hand is now 17, meaning that 3 doses have been administered from this lot already.

Edit Vaccine Inventory Information

Site: KH Test Org Also display inactive Trade Names

Trade Name: JYNNEOS

Manufacturer: Bavarian Nordic A/S

NDC: 50632-0001-02
Package, 20 vials

Lot Number: 98765

Dose: 0.5

Expiration Date: 12/31/2022

Funding Program: Public

Lot Active: Yes

Quantity on Hand: 17

Cost Per Dose (\$):

Input Source: Manual Entry - Inventory - 08/12/2022
Update Source: Manual Entry - Inventory - 08/12/2022

1. 3 doses of 0.5mL (SC) have been administered. If you change the dose size of this lot to 0.1, it will change the dose size for those 3 doses already administered, **which we do not want. If clients have already received vaccine from this lot, changing the dose size now would change the documentation of what was given at the time of administration. The lot that contains 17 doses MUST remain the SC lot with 0.5 mL dose size.** Rename the lot using the same lot number and add "-SC" at the end of the lot number.

Edit Vaccine Inventory Information

Site: KH Test Org Also display inactive Trade Names

Trade Name: JYNNEOS

Manufacturer: Bavarian Nordic A/S

NDC: 50632-0001-02

Package, 20 vials

Lot Number: 98765-SC

Dose: 0.5

Expiration Date: 12/31/2022

Funding Program: Public

Lot Active: Yes

Quantity on Hand: 17

Cost Per Dose (\$):

Input Source: Manual Entry - Inventory - 08/12/2022

Update Source: Manual Entry - Inventory - 08/12/2022

Buttons: Save, Cancel, Add New

Modify Quantity On Hand

Action: Add

Amount:

Reason: Receipt of Inventory

inventory was updated successfully.

2. If you want to leave 2 doses in the lot for SC, you should subtract 15 from the SC lot.

Edit Vaccine Inventory Information

| | | |
|--|--|-------------|
| Site: KH Test Org | <input type="checkbox"/> Also display inactive Trade Names | Save |
| Trade Name: JYNNEOS | <input checked="" type="radio"/> | Cancel |
| Manufacturer: Bavarian Nordic A/S | <input type="radio"/> | Add New |
| NDC: 50632-0001-02 | | |
| Package, 20 vials | | |
| Lot Number: 98765-SC | | |
| Dose: 0.5 | | |
| Expiration Date: 12/31/2022 | | |
| Funding Program: Public | | |
| Lot Active: Yes | | |
| Quantity on Hand: 17 | | |
| Cost Per Dose (\$): | | |
| Input Source: Manual Entry - Inventory - 08/12/2022 | | |
| Update Source: Manual Entry - Inventory - 08/12/2022 | | |

Modify Quantity On Hand

| |
|--------------------------|
| Action: Subtract |
| Amount: 15 |
| Reason: Error Correction |

3. Create a new ID lot and add 15 x 5 (ID doses per vial) = 75 doses to the new ID lot.

Manage Inventory

| | |
|--|----------------------|
| Add Inventory for Site (KH Test Org).... | Add Inventory |
| Modify Quantity On Hand for Selected Sites.... | Modify Quantity |
| Show Transactions for Sites.... | Show Transactions |
| Return to the Previous Screen.... | Cancel |

Add Vaccine Inventory Information

Site: KH Test Org Also display inactive Trade Names

Trade Name: JYNNEOS

Manufacturer: Bavarian Nordic A/S

NDC: 50632-0001-02
Package, 20 vials

Lot Number: 98765-ID

Dose: 0.10

Expiration Date: 12/31/2022

Funding Program: Public

Lot Active: Yes

Quantity on Hand: 75

Cost Per Dose (\$):

Input Source:

Update Source:

The inventory screen will look like this after the lot has been split into SC and ID doses:

Manage Inventory

Add Inventory for Site (KH Test Org)....

Modify Quantity On Hand for Selected Sites....

Show Transactions for Sites....

Return to the Previous Screen....

Site: KH Test Org Show Active Inactive Non-Expired Expired

| Select | Trade Name | Lot Number | Inv On Hand | Active | Public | Exp Date |
|--------------------------|-------------------------|------------|-------------|--------|--------|------------|
| <input type="checkbox"/> | JYNNEOS | 98765-ID | 75 | Y | Y | 12/31/2022 |
| <input type="checkbox"/> | JYNNEOS | 98765-SC | 2 | Y | Y | 12/31/2022 |

It is very important to remember that these are the same vaccine product and lot number but are being temporarily recorded in WIR under different lot numbers to indicate the difference in dose size based on whether the vaccine is administered subcutaneously or intradermally.

ALWAYS keep the existing SC lot and create a new ID lot. If clients already received SC, and you change the lot name and dose size to ID, the dose sizes for all the previously administered doses would change as well.

If it is a new lot of JYNNEOS and you know that you are going to be administering mostly ID, it is best to keep just a few doses in the SC lot for clients under the age of 18, then create the ID lot right away and put most of the 0.1 mL doses of vaccine in the SC lot.



Now that these separate lots have been created, they should *not* be renamed or have the dose size changed. If you need to convert the quantity of ID doses back into SC doses, or vice versa, you can subtract and add doses of the vaccine to the appropriate ID and SC lots using the steps above. The only difference is you should add to the other lot instead of creating another new lot.

- If you use Modify Inventory to add doses instead of the Add Inventory button, make sure to choose Add and "Receipt of Inventory" as the reason.

Edit Vaccine Inventory Information

Site: KH Test Org Also display inactive Trade Names

Trade Name: JYNNEOS

Manufacturer: Bavarian Nordic A/S

NDC: 50632-0001-02

Package, 20 vials

Lot Number: 23456-ID

Dose: 0.10

Expiration Date: 12/31/2022

Funding Program: Public

Lot Active: No

Quantity on Hand: 85

Cost Per Dose (\$):

Input Source: Manual Entry - Inventory - 08/12/2022
Update Source: Manual Entry - Inventory - 08/12/2022

Save
Cancel
Add New
Delete

Modify Quantity On Hand

Action: Add

Amount: 5

Reason: Receipt of Inventory

Example 3: SUBCUTANEOUS IMMUNIZATION

- To record a JYNNEOS immunization administered subcutaneously (SC), enter it as a new immunization on the client's record. Select the SC lot so WIR will deduct a dose of 0.5 mL from inventory. Note that it shows a Full dose.

New Immunizations (1)

Date Provided: 08/12/2022 Ordering Authority: Unknown

| Remove | Immunization | Trade Name-Lot Adjuvant (Optional) | Dose | Administered By Dose Eligibility | Body Site Immunization Route |
|--------------------------|--------------|--|------|-------------------------------------|------------------------------|
| <input type="checkbox"/> | Smallpox | JYNNEOS\98765-ID\public JYNNEOS\98765-SC\public | Full | Unknown Insured, Vaccine Covered | |

OK Cancel

- You must check the Immunization Route field to make sure it is correct. This is important for documentation purposes.

New Immunizations (1)

Date Provided: 08/12/2022 Ordering Authority: Unknown

| Remove | Immunization | Trade Name-Lot Adjuvant (Optional) | Dose | Administered By Dose Eligibility | Body Site Immunization Route |
|--------------------------|--------------|------------------------------------|------|-------------------------------------|------------------------------|
| <input type="checkbox"/> | Smallpox | JYNNEOS\98765-SC\public | Full | Unknown Insured, Vaccine Covered | left arm subcutaneous |

OK Cancel

- When you view your inventory, you will see that WIR has deducted quantity of 1 SC (0.5 mL) dose:

Site: KH Test Org Show: Active Inactive Non-Expired Expired

| Select | Trade Name | Lot Number | Inv On Hand | Active | Public | Exp Date |
|--------------------------|------------|------------|-------------|--------|--------|------------|
| <input type="checkbox"/> | JYNNEOS | 98765-ID | 75 | Y | Y | 12/31/2022 |
| <input type="checkbox"/> | JYNNEOS | 98765-SC | 1 | Y | Y | 12/31/2022 |

Example 4: INTRADERMAL IMMUNIZATION

- To record a JYNNEOS immunization administered intradermally (ID), enter it as a new immunization on the client's record. Select the ID lot so WIR will deduct a dose of 0.1 mL from the inventory. Note that it still shows as a Full dose.

New Immunizations (1)

Date Provided: 08/12/2022 Ordering Authority: Unknown

| Remove | Immunization | Trade Name-Lot Adjuvant (Optional) | Dose | Administered By Dose Eligibility | Body Site Immunization Route |
|--------------------------|--------------|------------------------------------|------|----------------------------------|------------------------------|
| <input type="checkbox"/> | Smallpox | JYNNEOS\98765-ID\public | Full | Unknown | |
| | | JYNNEOS\98765-SC\public | | Insured, Vaccine Covered | |

OK Cancel

- Once again, **you must select the correct Immunization Route.**

New Immunizations (1)

Date Provided: 08/12/2022 Ordering Authority: Unknown

| Remove | Immunization | Trade Name-Lot Adjuvant (Optional) | Dose | Administered By Dose Eligibility | Body Site Immunization Route |
|--------------------------|--------------|------------------------------------|------|----------------------------------|------------------------------|
| <input type="checkbox"/> | Smallpox | JYNNEOS\98765-ID\public | Full | Unknown | left arm |
| | | | | Insured, Vaccine Covered | intra-dermal |

OK Cancel

- When you view your inventory, you will see that WIR has deducted quantity of 1 ID (0.1 mL) dose:

Site: KH Test Org Show: Active Inactive Non-Expired Expired

| Select | Trade Name | Lot Number | Inv On Hand | Active | Public | Exp Date |
|--------------------------|-------------------------|------------|-------------|--------|--------|------------|
| <input type="checkbox"/> | JYNNEOS | 98765-ID | 74 | Y | Y | 12/31/2022 |
| <input type="checkbox"/> | JYNNEOS | 98765-SC | 1 | Y | Y | 12/31/2022 |

Example 5: ADJUSTING INVENTORY WHEN QUANTITY IS ZERO

1. When the entire physical lot of JYNNEOS is depleted, error correct **both** lots to quantity zero and change **both** lots back to the original lot number. **When adjusting inventory, record as Error Correction. Make sure to switch the lot number back to the original lot number. Do *not* change the dose size or attempt to combine the ID and SC lots.**

Edit Vaccine Inventory Information

Site: KH Test Org Also display inactive Trade Names Save

Trade Name: JYNNEOS Cancel

Manufacturer: Bavarian Nordic A/S Add New

NDC: 50632-0001-02

Package, 20 vials

Lot Number: 98765

Dose: 0.10

Expiration Date: 12/31/2022

Funding Program: Public

Lot Active: Yes

Quantity on Hand: 2

Cost Per Dose (\$):

Input Source: Manual Entry - Inventory - 08/12/2022

Update Source: Manual Entry - Inventory - 08/12/2022

Modify Quantity On Hand

Action: Subtract

Amount: 2

Reason: Error Correction

2. Once complete, your inventory will show two identical lots with quantity zero and the original lot number. The only difference between the two is the dose size, which can be double checked by clicking the blue trade name link.

Site: KH Test Org Active Inactive Non-Expired Expired

| Select | Trade Name | Lot Number | Inv On Hand | Active | Public | Exp Date |
|--------------------------|-------------------------|------------|-------------|--------|--------|------------|
| <input type="checkbox"/> | JYNNEOS | 98765 | 0 | Y | Y | 12/31/2022 |
| <input type="checkbox"/> | JYNNEOS | 98765 | 0 | Y | Y | 12/31/2022 |

Example 6: RECEIVE THE SAME LOT NUMBER AFTER THAT LOT HAS ALREADY BEEN SPLIT INTO -SC and -ID.

Site: Show Active Inactive Non-Expired Expired

| Select | Trade Name | Lot Number | Inv On Hand | Active | Public | Exp Date |
|--------------------------|-------------------------|------------|-------------|--------|--------|------------|
| <input type="checkbox"/> | JYNNEOS | 258258 | 20 | Y | Y | 12/31/2024 |
| <input type="checkbox"/> | JYNNEOS | 258258-SC | 3 | Y | Y | 12/31/2024 |
| <input type="checkbox"/> | JYNNEOS | 258258-ID | 85 | Y | Y | 12/31/2024 |

Example: You have already split Lot #258258 into two lots – one subcutaneous (0.5 mL) and one intradermal (0.1 mL). Now you receive a new lot with the same lot number (258258).

- You do NOT want to create 2 subcutaneous lots and 2 intradermal lots with the exact same lot numbers, which is what would happen if you split the newest lot received.
- Instead, you want to transfer a set number of doses into your existing 258258-SC lot and a set number of doses into your 258258-ID lot, assuring the correct dose sizes for each.
- To start this process, click the blue Jynneos link of the new lot #258258 to begin the transfer of doses to the existing subcutaneous and intradermal lots.

Edit Vaccine Inventory Information

Site: KCW TEST Also display inactive Trade Names Save

Trade Name: JYNNEOS Cancel

Manufacturer: Bavarian Nordic A/S Add New

NDC: 50632-0001-02 Delete

Package, 20 vials

Lot Number: 258258

Dose: 0.5

Expiration Date: 12/31/2024

Funding Program: Public

Lot Active: Yes

Quantity on Hand: 20

Cost Per Dose (\$):

Input Source: Manual Entry - Inventory - 08/26/2022

Update Source:

Modify Quantity On Hand

Action: Subtract

Amount: 20

Reason: Doses Transferred

- In order to move these doses into the existing -SC and -ID lots, we first need to zero out this lot.
- We do this not by error correction as we did previously, but with the reason code of "Doses Transferred" since we are transferring these doses to existing lots in our inventory.
- **Please Note: The transfers are all occurring within our own inventory. This is completely separate from the Manage Transfers screen, where vaccine is transferred between two different sites or two different providers.**

| Select | Trade Name | Lot Number | Inv On Hand | Active | Public | Exp Date |
|--------------------------|-------------------------|------------|-------------|--------|--------|------------|
| <input type="checkbox"/> | JYNNEOS | 258258 | 0 | Y | Y | 12/31/2024 |
| <input type="checkbox"/> | JYNNEOS | 258258-SC | 3 | Y | Y | 12/31/2024 |
| <input type="checkbox"/> | JYNNEOS | 258258-ID | 85 | Y | Y | 12/31/2024 |

- This is what your inventory will look like once you have subtracted 20 doses from lot #258258 using the reason code Doses Transferred.
- Now you can split those doses as needed and add them into your -SC lot and your -ID lot using the reason of Receipt of Inventory.

Let's add 1 SC (0.5 mL) dose to the 258258-SC lot and (19 doses x 5 doses/vial) 95 doses to the 258258-ID lot.

Edit Vaccine Inventory Information

Site: KCW TEST Also display inactive Trade Names Save

Trade Name: JYNNEOS Cancel

Manufacturer: Bavarian Nordic A/S Add New

NDC: 50632-0001-02

Package, 20 vials

Lot Number: 258258-SC

Dose: 0.5

Expiration Date: 12/31/2024

Funding Program: Public

Lot Active: Yes

Quantity on Hand: 3

Cost Per Dose (\$):

Input Source: Manual Entry - Inventory - 08/26/2022
Update Source: Manual Entry - Inventory - 08/26/2022

Modify Quantity On Hand

Action: Add

Amount: 1

Reason: Receipt of Inventory

- To start, click on the blue Jynneos link of the 258258-SC lot to get to the Edit Vaccine Inventory Information screen.
- Double check the lot number, and make sure the dose size is 0.5 mL. You do **not** want to change the dose size.
- In the Modify Quantity on Hand section at the bottom of the screen, add 1 dose with the reason of Receipt of Inventory.
- Click Save.

Edit Vaccine Inventory Information

Site: KCW TEST Also display inactive Trade Names

Trade Name: JYNNEOS

Manufacturer: Bavarian Nordic A/S

NDC: 50632-0001-02

Package, 20 vials

Lot Number: 258258-ID

Dose: 0.10

Expiration Date: 12/31/2024

Funding Program: Public

Lot Active: Yes

Quantity on Hand: 85

Cost Per Dose (\$):

Input Source: Manual Entry - Inventory - 08/26/2022

Update Source:

Save
Cancel
Add New
Delete

Modify Quantity On Hand

Action: Add

Amount: 95

Reason: Receipt of Inventory

- Next click on the blue Jynneos link of the 258258-ID lot.
- On the Edit Vaccine Inventory Information screen double check the lot number and verify the Dose is 0.1 mL. Again, do **not** change the dose size. You are adding vaccine to existing lots with the correct dose size, so no changes are needed.
- This time in the Modify Quantity on Hand section, add 95 doses. This is the number of intradermal doses we converted above from the 19 remaining subcutaneous doses that we transferred out of the new lot. Use the reason Receipt of Inventory.
- Click Save.

Wisconsin Immunization Registry



Site: Show Active Inactive Non-Expired Expired

| Select | Trade Name | Lot Number | Inv On Hand | Active | Public | Exp Date |
|--------------------------|-------------------------|------------|-------------|--------|--------|------------|
| <input type="checkbox"/> | JYNNEOS | 258258 | 0 | N | Y | 12/31/2024 |
| <input type="checkbox"/> | JYNNEOS | 258258-SC | 4 | Y | Y | 12/31/2024 |
| <input type="checkbox"/> | JYNNEOS | 258258-ID | 180 | Y | Y | 12/31/2024 |

- This is what your final inventory will look like. All of your doses have been split into either subcutaneous or intradermal doses for you to administer.
- The new lot with the same original lot number that you received has been zeroed out, and all doses have been accounted for.

Example 7: LOTS ALREADY DEPLETED WHEN NEW LOT ARRIVES

| | | | | | |
|-------------------------|-------------|----|---|---|------------|
| JYNNEOS | FDP00004 | 20 | Y | Y | 08/25/2023 |
| JYNNEOS | FDP00004-SC | 0 | N | Y | 08/25/2023 |
| JYNNEOS | FDP00004-ID | 0 | N | Y | 08/25/2023 |

Example: You receive a lot (FDP00004) that you have received previously, but all of the subcutaneous and intradermal doses are gone.

- WIR still wants you to continue to use the same two -SC and -ID lots if the same lot number comes in again. **Do not create new -SC and -ID lots.**
- The only difference if they are at zero is that the lots are not showing as active.
- The two red letter Ns in the red box above indicate the vaccine is NOT active.
- Simply adding inventory to a lot will not reactivate it.

| | | | | | |
|-------------------------|-------------|----|---|---|------------|
| JYNNEOS | FDP00004 | 0 | N | Y | 08/25/2023 |
| JYNNEOS | FDP00004-SC | 1 | N | Y | 08/25/2023 |
| JYNNEOS | FDP00004-ID | 95 | N | Y | 08/25/2023 |

- In this example we transferred doses out of the newly received lot and added doses to the -SC and -ID lots using the Receipt of Inventory code. Please note: By adding the inventory, the lot did not change from **not** active to active.
- Click on the blue Jynneos link to go into your inventory and change the lot back to Active.

Add Vaccine Inventory Information

Site: KCW TEST Also display inactive Trade Names Save

Trade Name: Cancel

Manufacturer:

NDC:
Package, 20 vials

Lot Number:

Dose:

Expiration Date:

Funding Program:

Lot Active:

Quantity on Hand:

Cost Per Dose (\$):



- Once on the edit inventory screen, use the dropdown next to Lot Active to change from No to Yes.
- Click Save when finished.






Example 8: INTRADERMAL DOSE NEEDS TO BE REPEATED

Example: Client receives an intradermal dose in which a wheal does not form.


- Even though it was not properly administered, this immunization event should be recorded in WIR as a partial dose.
1. Record the immunization as a new immunization from the ID lot, Full Dose. Make sure to choose the correct body site and immunization route. Click OK.

New Immunizations (1)

Date Provided:  Ordering Authority: 

| Remove | Immunization | Trade Name-Lot Adjuvant (Optional) | Dose | Administered By Dose Eligibility | Body Site Immunization Route |
|--------------------------|--------------|--|--|---|--|
| <input type="checkbox"/> | Smallpox | <input type="text" value="JYNNEOS\22222-ID\public"/>  | Full  | <input type="text" value="Unknown"/>  <input type="text" value="Insured, Vaccine Covered"/>  | <input type="text" value="left lower forearm"/>  <input type="text" value="intra-dermal"/>  |

2. When you view the immunization the client's immunization history, the immunization will appear like this. Note that the Series column says "1 of 2." Click the pencil "Edit" icon under the Edit column to edit the immunization:

| History | | | | | | | | | |
|---------------|----------------------------|--------|----------------------|------|--------|----------|-------|---|--|
| Vaccine Group | Date Administered | Series | Trade Name (Vaccine) | Dose | Owned? | Reaction | Hist? | Edit | |
| Smallpox | 08/12/2022 | 1 of 2 | JYNNEOS® | Full | | | |  | |

3. On the Edit Immunizations screen, click the Partial Dose checkbox. Then click Save.

Edit Immunization

Vaccine Group: Smallpox Save

Vaccine Display Name: Smallpox monkeypox vaccine Cancel

Trade Name: JYNNEOS Delete

Vaccine Lot Number: 22222-ID / public

Dose Size: 0.1 ml

Dosage From Inventory: Full ▾

Partial Dose:

Date Provided: 08/12/2022

Ordering Authority: Unknown ▾

Administered By: Unknown ▾

Body Site: left lower forearm ▾

Administered Route: intra-dermal ▾

Disregard Primary Series: N

Dose Eligibility: Insured, Vaccine Covered ▾

VIS Date for Smallpox: 06/01/2022 ▾ Date Presented: 08/12/2022

Entered by Site: KH Test Org

Input Source: Manual Entry - Immunization - 08/29/2022

Update Source:

Signatures Captured: N

4. The immunization has now been changed to a partial dose. Note that the Series column now says "PARTIAL DOSE," which is correct because a wheal did not form, and the dose must be repeated.

| History | | | | | | | | Add Immunization | Edit Client | Reports | Print | Print Confidential |
|---------------|----------------------------|--------------|----------------------|------|--------|----------|-------|------------------|-------------|---------|-------|--------------------|
| Vaccine Group | Date Administered | Series | Trade Name (Vaccine) | Dose | Owned? | Reaction | Hist? | Edit | | | | |
| Smallpox | 08/12/2022 | PARTIAL DOSE | JYNNEOS® | Full | | | | | | | | |

For Data Exchange Providers Who Do *Not* Auto Decrement Inventory

The same basic process for splitting a single lot between "-SC" and "-ID" applies, but at the end of each day, manually subtract the number of doses administered that day from the appropriate lot.

- Splitting the lot between SC and ID doses in inventory:
 - Provides visibility to both provider and DHS as to the number of potential vaccinations available.
 - Helps identify lots with different dose routes and sizes when you are recording the immunization in WIR.

- Follow the steps in [example 1](#) and [example 2](#), above, to split the single lot between an “-SC” lot and an “-ID” lot.
- At the end of each day, subtract the number of doses administered that day from the appropriate lot (“-SC” and “-ID”)

Subtract number of doses with Reason “Doses Administered”

Edit Vaccine Inventory Information

Site: KH Test Org Also display inactive Trade Names Save

Trade Name: JYNNEOS Cancel

Manufacturer: Bavarian Nordic A/S Add New

NDC: 50632-0001-02
Package, 20 vials

Lot Number: 23456-SC

Dose: 0.5

Expiration Date: 12/31/2022

Funding Program: Public

Lot Active: No

Quantity on Hand: 3

Cost Per Dose (\$):

Input Source: Manual Entry - Inventory - 08/12/2022
Update Source: Manual Entry - Inventory - 08/12/2022

Modify Quantity On Hand

Action: Subtract

Amount: 2

Reason: Doses Administered

- When the entire lot is depleted, follow the steps in [example 5](#) to error correct any remaining quantity for both lots and change the lots back to the original lot number.

REMINDERS

- Do not use signature pads when administering JYNNEOS vaccine if you have renamed the lots with “-SC” and “-ID”

When you use a signature pad, you cannot go back and make any changes in the future. Providers will need to go back and change the lot number back to the original lot number when all doses of this vaccine are depleted. You will not be able to do this if a signature pad is used.

- Cannot use barcode scanners for administration if you have renamed the lots with “-SC” and “-ID”

- If you scan the vial, WIR will not know which lot to use because it will not find an exact match in inventory.
- You should be accepting transfers to add your vaccine to inventory, not scanning the vaccine into your inventory with a scanner.
- Ad Hoc Reports will be inconsistent once the lot numbers are changed back to the original lot (removing the SC and ID from the lot number).
 - There are no filters in the Ad Hoc Reports for dose size or immunization route.
 - If you run an Ad Hoc Report by lot number, the report will display both the ID and SC doses that were administered. This may or may not be the report result you are trying to display.