

Taking Action with Social Determinants of Health Frameworks and Tools

Public health has traditionally focused on health care and individual knowledge, attitudes, and behaviors as the main factors that determine health and health outcomes. Over the years, our understanding has grown to recognize the significant impact that economic, social, and environmental circumstances have on health. The socio-ecological model and ten essential public health services are frameworks that can be used to develop strategies that address the social determinants of health (SDoH) and improve health for people experiencing the worst outcomes.

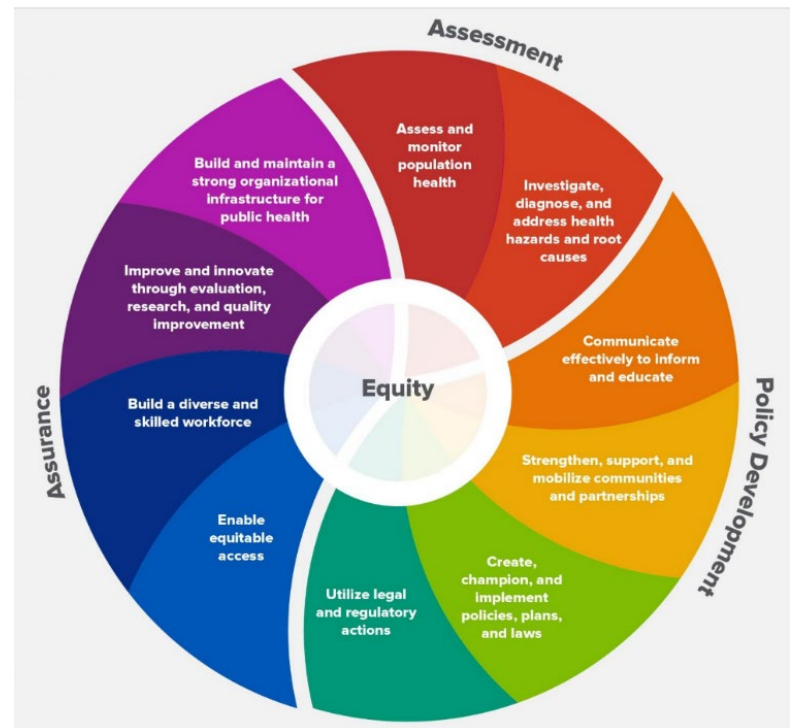
10 essential public health services

In addition to the socio-ecological model, the ten essential public health services framework can also be used to develop strategies that address SDoH. The CDC developed a short, two-page resource with concrete examples of how to address the social determinants of health within each of the essential services:

[Ten Essential Public Health Services and How They Can Include Addressing Social Determinants of Health Inequities](#)

The socio-ecological model

Similar to the concept of SDoH, the socio-ecological model highlights a number of different factors that create health outcomes. This model shows that individual, interpersonal, community, organizational, and policy factors combine to influence health outcomes and behaviors. This model is also useful for identifying ways to address conditions at each layer that contribute to health outcomes.












Graphic based on [Multnomah Healthy Homes Policy Toolkit](#)

[Multnomah County Environmental Health: Healthy Homes Policy Toolkit](#)

SDoH resources for different levels of the socio-ecological model

Public policy	Organizational	Community
<p>Policy Resources to Support SDoH </p> <p>Centers for Disease Control and Prevention (CDC)</p> <ul style="list-style-type: none"> Resources on policies that support a multi-sector approach to improving health 	<p>Health Departments with a Commitment to Health Equity </p> <p>Health Affairs</p> <ul style="list-style-type: none"> Examples from local health departments 	<p>2021 Annual Celebration </p> <p>United Way Brown County</p> <ul style="list-style-type: none"> Examples of community-based organizations collaborating on public health efforts
<p>Health in All Policies: A Guide for State and Local Governments </p> <p>American Public Health Association (APHA) and Public Health Institute (PHI)</p> <ul style="list-style-type: none"> Examples of cross-sector approaches that have been implemented 	<p>Health Equity Guide Webinar Series </p> <p>Human Impact Partners (HIP)</p> <ul style="list-style-type: none"> Examples of how health departments have advanced health equity 	<p>A Practitioner's Guide for Advancing Health Equity </p> <p>CDC</p> <ul style="list-style-type: none"> Examples of community-based strategies for preventing chronic disease
	<p>Find Materials to Advance Your Work </p> <p>HealthEquityGuide.org</p> <ul style="list-style-type: none"> Database of resources to advance strategic practices 	

More from the CDC:

[The Socio-Ecological Model: A Framework for Violence Prevention](#)

Example of using the model to understand a range of factors that put people at risk of violence, or that protect them from experiencing or perpetrating violence

[Tools for Putting Social Determinants of Health into Action](#)

Tools and resources to help practitioners take action to address SDoH

[CDC Programs Addressing Social Determinants of Health](#)

Examples of programs working across sectors (such as housing, education, and transportation) and in partnership with communities

Other national examples:

[Case Studies](#)

HealthEquityGuide.org

Examples health equity work from local health departments across the nation

Wisconsin-specific resources:

[Painting the Picture of Wisconsin's Health: 2020 Statewide Health Assessment](#)

Department of Health Services current SHA

[2021 Wisconsin Population Health and Equity Report Card](#)

UW Population Health Institute

A call to action to better understand the health of our communities and implement strategies to ensure all people can live their healthiest lives

[Social, Economic, and Educational Factors that Influence Health](#)

Wisconsin Center for Health Equity

Definitions and examples of major changeable economic and social factors related to health

