

# Kev Cob Qhia Tus Lis Tuav Ntaub Ntawv Fee for Service (Tus Nqi rau Kev Pab Cuam) Electronic Visit Verification (Kev Txheeb Npe Hauv Tshuab Hluav Taws Xob Thaum Sib Ntsib): Thov Kev Hloov Kho

(Fee for Service Electronic Visit Verification Administrator Training: Claim Edits)

## Lub Ib Hlis Ntuj 2024



P-03570H (01/2024)

Zoo Siab Txais Tos rau Fee for Service (Tus Nqi rau Kev Pab Cuam) Electronic Visit Verification (Kev Txheeb Npe Hauv Tshuab Hluav Taws Xob Thaum Sib Ntsib): Cov Kev Hloov Kho Qhov Kev Thov rau Cov Kev Pab Cuam Saib Xyuas Tus Kheej thiab Cov Kev Pab Cuam Saib Xyaus Kev Noj Qab Haus Huv Hauv Tsev. Tom qab kev qhib siv kiag (hnuv tim uas yuav tsum tau teeb tseg), EVV yuav muaj kev cuam tshuam rau cov kev thov. Peb xav kom paub tseeb tias koj siv cov kev qhib siv me ntsis txhawm rau kom muaj kev hloov pauv no yooj yim li yuav ua tau. Kev paub yog lub hwj chim!

## Cov Luag Hauj Lwm

- Ua kom nkag siab txog tias txoj cai ntawm EVV cuam tshuam li cas rau kev lis hauj lwm hauv kev thov li cas
- Paub thiab nkag siab txog kev hloov kho qhov kev thov ntawm EVV
- Kawm paub txog tias yuav hloov kho kev daws teeb meem li cas
- Nkag siab txog tias yuav tsum rov xa dua qhov kev thov thaum twg
- Kawm paub tias EVV muaj kev cuam tshuam rau ncuav kev tsib nqi li cas
- Siv cov kev coj ua uas zoo tshaj plaws txhawm rau zam qhov kev hloov kho qhov kev thov ntawm EVV
- Kawm paub txog qhov chaw uas yuav nrhiav cov peev txheej ntxiv thiab kev pab

# Ntsiab lus sib tham

- Kev Ua Neej Nyob Hauv Txhua Hnub Ntawm EVV
- Kev Lis Hauj Lwm Ntawm Kev Thov Ntawm Fee-for-Service (Tus Nqi-rau-Kev Pab Cuam) Ntawm EVV
- Cov Kev Coj Ua Uas Zoo Tshaj Plaws Ntawm EVV
- Cov Chaw Muaj Kev Pab
- Cov lus nug

Txhawm rau ua kom tiav cov hom phiaj no, peb yuav:

Mus dhau ntawm EVV Lub Voj Voos Kev Ua Neej Nyob. EVV haum nrog cov kev lis hauv kev thov li cas?

Tas ntawv lawm, ces peb yuav los hais txog cov kev lis kev hloov kho cov kev thov fee-for-service (tus nqi-rau-kev pab cuam): Dab tsi ua rau muaj kev tsis lees paub thiab tus kws muab kev pab cuam kho mob tuaj yeem ua dab tsi tau txhawm rau los daws cov teeb meem no?

Peb yuav tshuaj xyuas cov kev coj ua zoo tshaj plaws kom xam qhov kev tsis lees paub thiab txuag koj lub sij hawm.

Hnub no, peb yuav nkag rau kev ua hauj lwm ntawm tus lis tuav ntaub ntawv nrog cov kev thov fee-for-service (tus nqi-rau-kev pab cuam). Yog tias koj ua hauj lwm nrog lwm lub chaw them nyiaj (HMO, MCO, los sis FEA), lawv yuav muaj cov ntaub ntawv tshwj xeeb rau lawv cov kev lis hauj lwm. Hnub no tsuas yog hais txog cov kev lis hauj lwm fee-for-service (tus nqi-rau-kev pab cuam) nkaus xwb.

Cia peb los pib!

# Kev Ua Neej Nyob Hauv Txhua Hnub Ntawm EVV

# Daim Ntawv Hais Txog Kev Ua Neej Nyob Hauv Txhua Hnub



<https://dhs.wisconsin.gov/publications/p03124.pdf>

## Electronic Visit Verification Records and the General Claims Process

This overview provides a snapshot of how an electronic visit verification (EVV) visit record fits into the general claims process. Additional details are provided on the following page.



### Authorization

Payer authorizations are submitted to the Wisconsin Department of Health Services (DHS). DHS sends all authorizations for services requiring EVV to Sandata nightly.



### Visit

Workers check in at the beginning and check out at the end of each visit using a smartphone or tablet, landline, or a small digital device. The EVV system captures six key pieces of information: who receives the service, who provides the service, what service is provided, where the service is provided, the date of service, and the time the service begins and ends.



### Verification

Visits with all six required data elements are considered verified visits. If necessary, the provider agency administrator makes manual edits in their EVV system to complete or correct the visit record. Sandata sends all of the day's visit files, including any edits and visits received from alternate EVV vendors, to DHS after midnight.

DHS then sends verified visits to the appropriate program payer the following day to be used for claims processing. Visits with incomplete data are not sent to payers.



### Validation

Visits should be in a verified status in the EVV system prior to the claim being sent. Incomplete visit records (those missing information) will not be used for claims or encounter processing.

The claim must correspond to the EVV visit record. This step ensures that each service has corresponding EVV data to support payment.

Daim ntawv tshaj tawm no teb nqe lus nug, “EVV haum cov kev lis cov kev thov nyiaj xiaj feem dav tau li cas?” Nco ntsoov tsis txhob hnov qab zwm tseg daim ntawv tshaj tawm no txhawm rau ua ntaub ntawv pov thawj rau siv nyob rau yav tom ntej!

Cia peb los saib cov ntaub ntawv ua ke:

- Cov kev tso cai yog qhov pib. Cov ntaub ntawv hauv kev tso cai yog raug siv los txuas rau cov tswv cuab, cov zauv kev pab cuam tau txais kev pom zoo, cov kws muab kev pab cuam (nrog rau cov kws tu neeg mob ywj pheej), thiab cov chaw them nyiaj hauv lub lab npauv EVV.
- Ces--EVV Cov ntaub ntawv kev mus ntsib yog tau suav sau los ntawm tus neeg ua hauj lwm. Qee cov ntawm cov ntaub ntawv no yuav hnov zoo li swm txog yam uas nyob rau hauv kev tso cai:
  - Leej twg yog tus tau cov kev pab
  - Leej twg yog tus muab kev pab cuam (lub koom haum, thiab tus neeg ua hauj lwm hauv lub koom haum ntawd)
  - Muaj kev pab cuam (tus zauv kev pab cuam) dab tsi muab thiab
  - Tau muab qhov kev pab cuam qhov twg
  - Hnub muaj kev pab cuam
  - Ncu ntawm kev pab cuam (sij hawm nkag thiab tawm)
- Tom ntej no yog Kev Txheeb Npe tias tag nrho cov ntaub ntawv EVV tau raug muab nthos raug lawm. Qhov no yog ua los ntawm KOJ, tus neeg muab kev pab cuam lis tuav ntaub ntawv, hauv lub lab npauv EVV—suav nrog Sandata los sis lwm lub lab npauv EVV pab. Cov kev mus ntsib nrog cov ntaub ntawv tuaj ntsib uas muaj txhij txhua—cov uas muaj

qib “lees paub lawm”-- raug xa mus rau lub chaw them nyiaj, suav nrog DHS raws li lub chaw them nyiaj fee-for-service (tus nqi-rau-kev pab cuam), txhua hnuv. Tsuas yog pub siv kev mus ntsib ua tau “lees paub lawm” nkaus xwb hauv kauj ruam tom ntej.

- Cov kauj ruam zaum kawg yog Kev Txheeb Xyuas Kom Raug – lub chaw them nyiaj lees paub tias EVV cov ntaub ntawv tau sau ua khub nrog cov lus thov kom ntxaws. Rau fee-for-service (tus nqi-rau-kev pab cuam), DHS tuav khub cov ntaub ntawv qhia ntxaws rau EVV cov ntaub ntawv kev mus ntsib. Thaum peb hloov mus rau qhov kev qhib siv kiag, yog tias EVV tsis pom cov ntaub ntawv hauv ob hnuv ua hauj lwm, cov ntsiab lus qhia ntxaws yuav raug tsis lees paub.

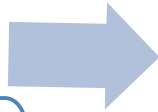
Daim ntawv tshaj tawm no qhia txog cov ntaub ntawv keeb kwm yav dhau zoo. Koj tuaj yeem saib tau tias tag nrho cov kauj ruam yog tsim ua ke tau los li cas.

Kev Lis Hauj Lwm Ntawm Kev Thov  
Ntawm Fee-for-Service (Tus Nqi-rau-  
Kev Pab Cuam) Ntawm EVV

# Kev Kuaj Xyuas Qhov Raug ntawm Cov Ntaub Ntawv Ntawm EVV

Hloov Kho Lub Laj Txheej DHS Thauj Zaug

- Tus neeg muab kev pab cuam rau kev tsub nqi them
- Tus Tswv Cuab Tus ID ntawm Medicaid
- Tus zauv kev lis hauj lwm qhia ntxaws
- Date(s) of service (Hnub tim pab cuam) (DOS)



Hloov Kho Lub Laj Txheej DHS Zaum Thib Ob

Sib piv cov sij hawm uas tsub nqi them nrog rau cov sij hawm uas EVV tuav tau

**Lus qhia tswv yim!** Zam qhov kev them nyiaj qeeb los ntawm kev lees paub EVV cov kev mus ntsib rau cov ntawv thov raug txheeb xyuas qhov xwm txheej hauv koj Sandata Portal (Chaw Muab Kev Pab Saum Huab Cua) **ua ntej** xa qhov kev thov.

7

Thaum DHS tau txais daim ntawv thov los sis ntsib cov ntsiab lus ntxaws uas yuav tau siv EVV, lub lab npauv DHS yuav lees paub tias EVV cov ntaub ntawv muaj nyob rau daim ntawv thov thiab yuav lees paub cov ntaub ntawv ntawd rau txhua qhov kev nthuav dav ntawm daim ntawv thov. Muaj ob qhov kev hloov kho rau lub lab npauv uas nrhiav cov ntaub ntawv uas cuam tshuam:

- Thawj qhov kev hloov pauv sib piv:
  - Tus neeg muab kev pab cuam rau kev tsub nqi them
  - Tus Tswv Cuab Tus ID ntawm Medicaid
  - Tus zauv kev lis hauj lwm qhia ntxaws
  - Date(s) of service (Hnub tim pab cuam) (DOS)
- Qhov kev hloov kho thib ob piv cov chav ntawm lub sij hawm tsub nqi rau cov chav ntawm lub sij hawm nthos tau los ntawm EVV.

Tsuas yog kev mus ntsib EVV uas tau lees paub lawm yog siv los ua kev thov. Tam li yog tus kws muab kev pab cuam, koj tuaj yeem zam qhov kev ncuaj sij hawm los ntawm kev lees paub EVV kev mus ntsib rau cov ntawv thov raug lees paub lawm hauv koj lub Sandata Portal (Chaw Muab Kev Pab Saum Huab Cua) ua ntej xa qhov kev thov.



# Explanation of Benefits (Kev Piav Qhia Txog Cov Txiaj Ntsig) (EOB)

Lub Ncauj Lus #5017

## Kho Qhov Yuam Kev Ntawm Qhov Kev Thov Thiab Rov Xa Dua Mus Rau ForwardHealth Ntawm Portal (Chaw Muab Kev Pab Saum Huab Cua)

Cov neeg muab kev pab cuam tuaj yeem tshaj xyuas [cov cai ntawm EOB](#) thiab cov lus piav qhia rau txhua qhov kev thov uas tau xa mus rau ForwardHealth ntawm ForwardHealth Portal (Chaw Muab Kev Pab Saum Huab Cua). EOB pab kom cov neeg muab kev pab cuam txiaj txim siab seb vim li cas qhov kev thov ua tsis tiav, yog li cov neeg muab kev pab cuam tuaj yeem kho qhov yuam kev hauv oos lais thiab rov xa dua qhov kev thov. EOB yuav tshwm nyob rau hauv qab ntawm lub nab cos thiab lub ncauj lus los sis cov ntsiab lus hais txog qhov kev thov.

PROC CD	MODIFIERS	SERVICE DATES	ALLW UNITS	RENDERING PROVIDER					PA NUMBER
		FROM	TO	COPAY AMT	BILLED AMT	ALLOWED AMT	INCENTIVES	PAID AMT	DETAIL EOB
T1019		010923	011323	95.00				999999999	1048
				0.00	534.85	0.00	0.00	0.00	

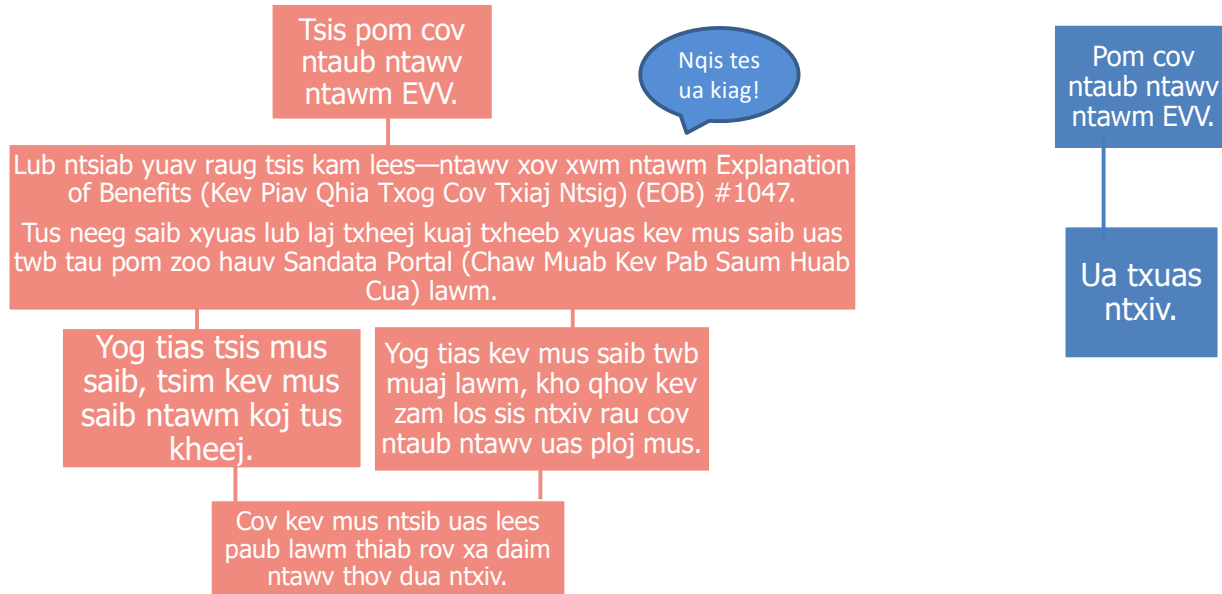
8

Yog tias qhov kev thov tsis dhau ib qho ntawm cov kev hloov kho, koj yuav pom ib tug zauv “explanation of benefits (kev piav qhia txog cov txiaj ntsig)” (EOB).

EOB muab cov ntaub ntawv hais txog seb yog vim li cas qhov kev thov thiaj li ua tsis tiav. Thaum koj paub txog lub laj thawj ntawm qhov yuam kev lawm, koj tuaj yeem kho qhov yuam kev thiab rov xa daim ntawv thov.

Hauv qab yog qhov piv txwv ntawm tus zauv EOB. Muaj ob txoj cai tshwj xeeb rau EVV, thiab peb yuav hais txog cov zauv no—thiab yuav ua li cas txhawm rau teb --nyob rau hauv ob peb nplooj ntawv swb tom ntej no.

# Kev Hloov Kho Lub Laj Txheej Thawj Zaug



Nco ntsoov cov kev hloov kho lub lab npauv ob zaug uas tshawb nrhiav cov ntaub ntawv uas cuam tshuam hauv lub lab npauv DHS?

Cia peb nkag siab kom tob ntxiv rau hauv txhua qhov kev hloov kho ntawd. Nov yog thawj qhov. Muaj ob qho txiaj ntsig tau los ntawm thawj qhov kev hloov kho lub lab npauv. Yog tias tsis muaj cov ntaub ntawv EVV uas tuav khub nrog cov txheej txheem tseem ceeb xav tau hauv thawj qhov kev hloov kho, qhov kev thov qhia ntxaws yuav raug ncuu thaum peb hloov mus rau qhov qhib siv kiag. Tej zaum koj yuav xav tau sij hawm ntau ntxiv kom tau txais kev lees paub hauv kev mus ntsib EVV. Peb tau tsim “qhov ncuu” no uas xav txog qhov no! Daim ntawv thov yuav rov siv dua dhau ntawm lub lab npauv mus txog ob hnuv ua hauj lwm txhawm rau nrhiav cov ntaub ntawv mus ntsib EVV uas sib haum.

Tom qab ob hnuv ua hauj lwm, yog tias tsis pom ntaub ntawv EVV, kev thov fee-for-service (tus nqi-rau-kev pab cuam) yuav tsis kam lees paub nrog tsab lus EOB #1047, uas tau piav qhia, “Electronic Visit Verification (Kev Txheeb Npe Hauv Tshuab Hluav Taws Xob Thaum Sib Ntsib) nrhiav tsis pom kev mus ntsib hauv lub lab npauv.” Qhov ntawd txhais tau hais tias txhua cov ntaub ntawv txog kev mus ntsib tsis nyob rau hauv qib kev lees paub lawm los sis tsis raug nthos cia tag nrho li.

- Tus lis tuav ntaub ntawv yuav tsum tshawb xyuas Sandata EVV Portal (Chaw Muab Kev Pab Saum Huab Cua).
- Yog tias tsis muaj kev mus ntsib hauv lub lab npauv EVV, tus lis tuav ntaub ntawv yuav tsum lees paub tias qhov kev pab cuam tau muab pab cuam lawm tiag-tiag. Nrog rau qhov kev lees paub no, lawv tuaj yeem mus tom ntej thiab tsim qhov kev mus ntsib los

ntawm tus kheej hauv lub lab npauv EVV uas koj siv tau.

- Los sis, yog tias muaj kev mus ntsib, tus lis tuav hauj lwm yuav tsum kho tej qhov seem tseg.
- Thaum cov seem tseg tau raug kho los yog kev mus ntsib phau ntawv tau tsim, tus lis tuav ntaub ntawv yuav tsum paub meej tias qhov kev mus ntsib tam sim no nyob rau hauv qib kev lees paub lawm. Yog tias muaj, daim ntawv thov yuav tsum raug rov qab xa lawm.

**Cim Tseg:** Tshwj xeeb rau kev qhib siv me ntsis - tej zaum koj yuav pom qhov yuam kev no hauv qhov kev qhib siv me ntsis yog tias koj them nqi sai-sai tom qab koj qhov kev mus ntsib (tib hnuv ntawm kev pab cuam los sis hnuv tom qab kiag). Qhov no yog vim cov kev mus ntsib EVV raug txheeb xyuas lawm uas siv sij hawm ib mus rau ob hnuv los hloov mus rau DHS nyob ntawm lub sij hawm saib xyuas.

Koj yuav pom qhov yuam kev no thaum lub sij hawm pib qhib siv kiag yog tias koj them nqi tam sim tom qab muab kev saib xyuas (nyob rau tib hnuv ntawm kev pab cuam los sis hnuv tom qab kiag), koj daim ntawv thov yuav raug ncuu ob hnuv kom txog thaum EVV cov ntaub ntawv tuaj txog.

**Lus Qhia Tswv Yim!** Tsis txhob ncuu sij hawm them nyiaj los ntawm kev lees paub tias kev mus ntsib EVV rau cov ntawv thov raug lees paub hauv koj li Sandata Portal (Chaw Muab Kev Pab Saum Huab Cua) ua ntej xa qhov kev thov.

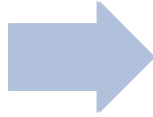
Los ntawm kev kho qhov xav tau, koj tuaj yeem paub tseeb tias koj yuav tau txais nyiaj.

# Kev Kuaj Xyuas Qhov Raug ntawm Cov Ntaub Ntawv Ntawm EVV



Hloov Kho Lub Laj Txheej DHS Thauj Zaug

- Tus neeg muab kev pab cuam rau kev tsub nqi them
- Tus Tswv Cuab Tus ID ntawm Medicaid
- Tus zauv kev lis hauj lwm qhia ntxaws
- DOS



Hloov Kho Lub Laj Txheej DHS Zaum Thib Ob

Sib piv cov sij hawm uas tsub nqi them nrog rau cov sij hawm uas EVV tuav tau

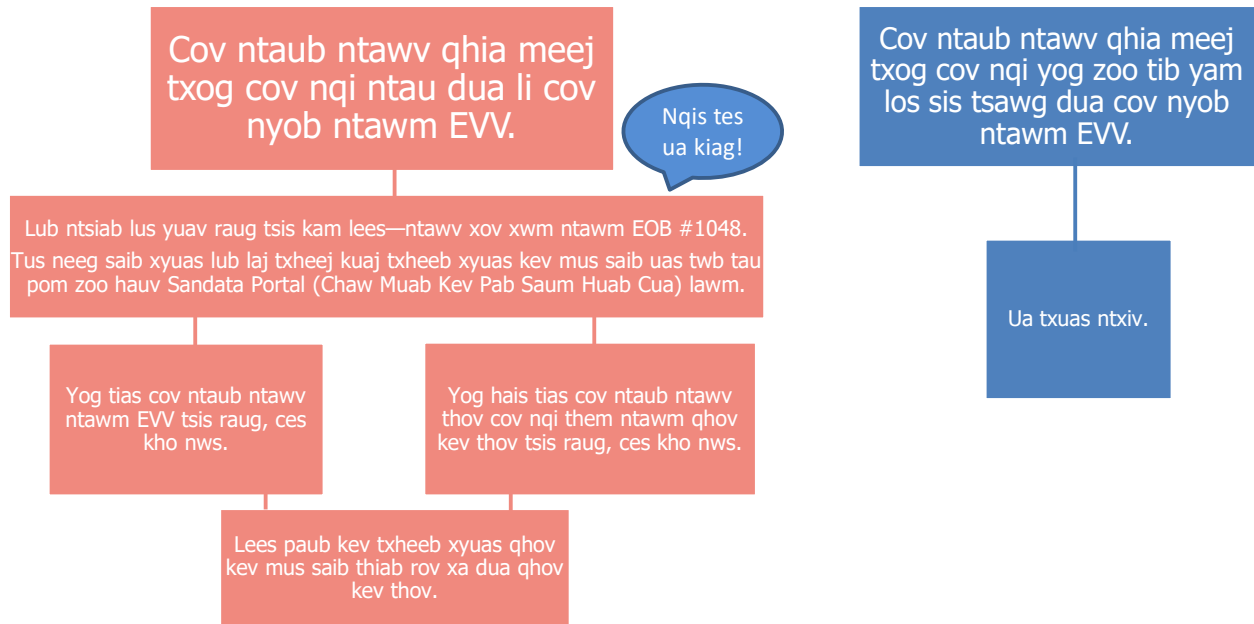
**Lus Qhia Tswv Yim!** Tsis txhob ncuaj sij hawm them nyiaj los ntawm kev lees paub tias kev mus ntsib EVV rau cov ntawv thov raug lees paub hauv koj li Sandata Portal (Chaw Muab Kev Pab Saum Huab Cua) **ua ntej** xa qhov kev thov.

10

Peb nyuam qhuav tham txog thawj qhov kev hloov kho hauv lub lab npauv DHS. Tam sim no peb tab tom tham txog qhov kev hloov kho thib ob.

Yog tias qhov kev lees paub dhau los ntawm thawj qhov kev hloov kho hauv lub lab npauv EVV, nws yuav txuas ntxiv mus rau qhov kev hloov kho thib ob uas yuav muaj kev piv txwv qhov kev them nqi piv rau lub sij hawm uas tsib nqi nrog cov uas raug nthos uas teev nyob rau hauv EVV.

# Kev Hloov Kho Lub Laj Txheej Zaum Thib Ob



Ib zaug ntxiv, muaj ob qhov txiaj ntsig ua tau los ntawm qhov kev hloov kho thib ob.

Yog tias cov ntaub ntawv qhia ntxaws txog cov nqi ntau dua li hauv chav EVV.

- Cov ntsiab lus ntxaws yuav tsis lees paub nrog EOB cov tsab lus #1048.
- 1048 hais txog, “Electronic visit verification (Kev Txheeb Npe Hauv Tshuab Hluav Taws Xob Thaum Sib Ntsib) cov chav hauv lub lab npauv tsis haum nrog qhov yuav tsum tau mus ntsib.” Hauv lwm lo lus, cov chav hauv EVV kev mus ntsib tsawg dua li cov chav tsub nqi. Cov chav uav tsum sib npaug los sis ntau dua li cov chav tsub nqi.

Thaum qhov no tshwm sim, tus lis tuav ntaub ntawv yuav tsum sib piv kev thov kev tsub nqi nrog cov chav EVV.

- Yog hais tias cov ntaub ntawv tsub nqi tsis raug, tus lis tuav ntaub ntawv yuav tsum kho qhov kev thov thiab rov qab xa dua.
- Yog tias chav EVV tsis raug lawm, kho hauv Sandata Portal (Chaw Muab Kev Pab Saum Huab Cua) los sis lwm lub EVV los pab, thiab lees paub tias qhov kev mus ntsib muaj qib kev lees paub lawm. Yog tias muaj, daim ntawv thov yuav tsum raug rov qab xa lawm.

Qhov txiaj ntsig uas xav tau nyob rau hauv qhov kev hloov kho lub lab npauv zaum thib ob yog rau cov ntaub ntawv teev cov ntsiab lus ntxaws kom zoo ib yam li los sis tsawg dua chav kev mus ntsib EVV.

- Thaum qhov ntawd tshwm sim, qhov ntsiab lus qhia ntxaws yuav txuas ntxiv ua hauj lwm li qub.

# Kev Hloov Kho Lub Laj Txheej Zaum Thib Ob

EOB tsab lus #1048, "chav lub lab npauv EVV tsis ua raws li qhov yuav tsum tau ua hauv kev mus ntsib."

Topic #2479

## Units of Service

### Personal Care Services

Accumulated time	Unit(s) billed
1-22 minutes	1.0
23-37 minutes	2.0
38-52 minutes	3.0
53-67 minutes	4.0
68-82 minutes	5.0
83-97 minutes	6.0
98-112 minutes	7.0
113-127 minutes	8.0
Etc.	9.0+

Topic #1085

## Units of Service

### Conversion Chart for Billing Private Duty Nursing Services

Time Worked in Minutes	=	Billable Units (Hours)	Time Worked in Minutes	=	Billable Units (Hours)
≥ 0 & < 6	=	0	≥ 186 & < 192	=	3.1
≥ 6 & < 12	=	0.1	≥ 192 & < 198	=	3.2
≥ 12 & < 18	=	0.2	≥ 198 & < 204	=	3.3
≥ 18 & < 24	=	0.3	≥ 204 & < 210	=	3.4
≥ 24 & < 30	=	0.4	≥ 210 & < 216	=	3.5
≥ 30 & < 36	=	0.5	≥ 216 & < 222	=	3.6
≥ 36 & < 42	=	0.6	≥ 222 & < 228	=	3.7
≥ 42 & < 48	=	0.7	≥ 228 & < 234	=	3.8
≥ 48 & < 54	=	0.8	≥ 234 & < 240	=	3.9
≥ 54 & < 60	=	0.9	≥ 240 & < 246	=	4
≥ 60 & < 66	=	1	≥ 246 & < 252	=	4.1
≥ 66 & < 72	=	1.1	≥ 252 & < 258	=	4.2

Raws li tau hais nyob rau hauv daim ntawv swb kawg, tus lis tuav ntaub ntawv yuav tsum muab piv chav thov kev tsub nqi nrog rau cov chav EVV. Los saib ntawm lub rooj kheej-kheej rau chav muab kev pab cuam. Koj tuaj yeem mrhiav qhpov no tau ntawm ForwardHealth Portal (Chaw Muab Kev Pab Saum Huab Cua) Phau Ntawv Qhia Oos Lais, Ncauj Lus #2479, txhawm rau kev saib xyuas tus kheej. Lub Ncauj Lus #1085, ntawm sab xis yog daim duab qhia hauv Phau Ntawv Qhia Hauv Oos Lais uas tshwj xeeb rau kev saib xyuas tus kheej.

Cov cai kev txiav tus lej seem ntawm Medicaid sib npaug siv rau EVV. Daim duab qhia no hloov cov feeb mus ua cov chav.

Ua ib qho piv txwv xws li: Yog tias cov neeg ua hauj lwm saib xyuas tus kheej nkag hauj lwm thaum 3:01 thiab lub sij hawm tawm hauj lwm thaum 3:58, uas sib npaug hauv 58 feeb ntawm EVV.

- Yuav muaj dab tsi tshwm sim yog tias qhov kev thov tsub nqi 4 chav ntawm kev pab cuam? Yog tias koj saib daim duab qhia kev saib xyuas tus kheej (Lub Ncauj Lus #2479), koj yuav pom cov feeb ntawm EVV hloov mus ua 4 chav ntawm kev pab cuam. Qhov ntawd sib dhos. Qhov kev thov yuav dhau mus.
- Yog tias qhov kev thov tsub nqi rau 5 chav ntawm kev pab cuam, nws yuav nkag rau qhov hloov. Qhov kev thov yuav tsis lees paub, thiab tus kws muab kev pab cuam kho mob yuav tsum kho cov ntaub ntawv kom raug.


# Kev Hloov Kho Lub Laj Txheej Zaum Thib Ob

Cov sij hawm ntawm EVV yuav tsum yog *zoo tib yam li los sis ntau* dua *cov ntawm qhov* kev thov.

Cov chav EVV muaj tsawg dua



cov chav kev thov



= UA TSIS TIAV

Cov chav EVV yog *zoo tib yam li los sis ntau* tshaj



cov chav kev thov



= UA TIAV

Nov yog ib txoj hauv kev los ua kom nkag siab txog EVV lub sij hawm thiab cov ntawv thov muaj feem cuam tshuam ua ke li cas.

Xav txog EVV yog koj “cov pov thawj” tias cov hauj lwm tau ua tiav rau lub sij hawm twg lawm.

- Yog tias cov chav EVV muab pov thawj tsawg dua li koj qhov kev thov them nyiaj, nws yuav UA TSIS TIAV cov chav tsub nqi kho.
- Yog tias chav EVV muaj pov thawj ntau txaus - tib yam li los sis ntau dua li qhov xav tau— piv rau qhov koj thov, nws yuav UA TIAV.

Peb yuav hais txog qhov no dua ib zaug ntxiv.

# Kev Them Nqi rau Ntau Hnub ntawm Qhov Kev Pab Cuam

Lub Ncauj Lus #22240

## Kev Them Nqi rau Ntau Hnub ntawm Qhov Kev Pab Cuam

Cov kev thov uas duav roos ntau tshaj ib hnub ntawm kev pab cuam yuav raug them nqi raws li qhov ncu ntawm hnub tim (tseem hu ua kev them nqi uas nthuav dav) ntawm ib kab lus nthuav dav los sis txhua hnub ntawm kev pab cuam yuav raug them raws li cov ncauj lus kom ntxaws hauv qhov kev thov. Cov ncu ntawm hnub tim yuav raug them rau cov hnub uas tau txais kev duav roos nkaus xwb.

Tus zauv ntawm cov nyiaj khwv tau los, tus zauv txheej txheem thiab cov kev hloov pauv (yog tias tsim nyog), cov chav pab cuam, thiab tus nqi yuav tsum zoo ib yam rau txhua hnub nyob rau hauv ncu kev tsub nqi. Nws tsis tsim nyog los sau nyiaj rau cov hnub uas tsis sib law liag ntawm kev pab cuam raws li qhov ncu ntawm hnub tim. Piv txwv li, tus neeg muab kev pab cuam tsis tuaj yeem tsub nqi them rau ncu ntawm hnub tim txij Hnub Monday txog Hnub Friday yog tias tus tswv cuab tsis tuaj rau Hnub Wednesday.

14

Yuav muaj dab tsi tshwm sim thaum tus kws muab kev pab cuam kho mob yuav tsim nyog tsub nqi kev pab cuam txhua hnub?

Raws li peb tau pib EVV hauv Wisconsin, peb paub tias peb cov kev daws teeb meem EVV ntawm peb xav tau los txhawb nqa cov cai uas twb muaj lawm. EVV tsis tau hloov pauv txoj cai kev thov nyiaj uas twb muaj lawm. Yam uas koj pom ntawm daim swb no, Lub Ncauj Lus #22240, yog los ntawm Phau Ntawv Qhia Hauv Oos Lais ntawm ForwardHealth Portal (Chaw Muab Kev Pab Saum Huab Cua). Uas piav txog ob txoj hauv kev uas cov kws muab kev pab cuam kho mob tuaj yeem xa daim ntawv thov tau thaum muaj kev pab cuam txhua hnub.

1. Raws li ncu sij hawm ntawm ib kab kev nthuav dav (tseem hu tias “ncu kev tsub nqi”) **LOS SIS**
2. Hnub uas muab kev pab cuam txhua zaug yuav raug them raws li cov kab sib cais ntawm qhov kev thov.

Los saib qhov piv txwv ntawm hnub thib ob ntawm cov kev pab cuam uas raug tsub nqi raws li cov kab sib cais ntawm kev thov.



# Kev Lis Hauj Lwm Ntawm Kev Thov Ntawm Fee-for-Service (Tus Nqi-rau-Kev Pab Cuam) Ntawm EVV

PROC CD	MODIFIERS	SERVICE DATES		ALLW UNITS		RENDERING PROVIDER		INCENTIVES	PA NUMBER		
		FROM	TO	COPAY AMT	BILLED AMT	ALLOWED AMT	PAID AMT		DETAIL	EOBS	
T1019		022023	022023	26.00	0.00	156.00	152.36	0.00	9999999999	9918	
T1019		022123	022123	26.00	0.00	156.00	152.36	0.00	9999999999	9918	
T1019		022223	022223	38.00	0.00	228.00	222.68	0.00	9999999999	9918	
T1019		022323	022323	38.00	0.00	228.00	0.00	0.00	9999999999	1048	9918
T1019		022423	022423	38.00	0.00	228.00	0.00	0.00	9999999999	1047	9918
T1019		022523	022523	34.00	0.00	204.00	0.00	0.00	9999999999	1047	9918

Siv sij hawm ib pliag los saib qhov kev thov fee-for-service (tus nqi-rau-kev pab cuam). Tag nrho cov yam “kev thov.” Txhua kab uas hu tias “cov lus qhia ntxaws.”

Ntawm no peb muaj rau kab—ib kab sib cais rau txhua hnub muab kev pab cuam thaum Lub Ob Hlis Ntuj Tim 20 txog Lub Ob Hlis Ntuj Tim 25.

Tshwj xeeb saib ntawm cov kab sawv ntsug kawg uas muaj cov nyiaj them thiab tus zauv EOB uas ntxaws.

Yog tias qhov no yog qhov soj ntsuam, kuv yuav nug koj ob lo lus nug:

- Muaj pes tsawg cov ntsiab lus ntxaws uas tsis raug lees paub?
  - Cov lus teb yog peb—peb lub pob hauv qab no qhia tias them mus lawm \$0.
- Vim li cas lawv thiaj tsis kam lees paub?
  - Ob qho uas raug tsis lees paub nrog thawj tus zauv uas peb hai txog, EOB 1047: tus kws muab kev pab cuam kho mob yuav tsum tau xyuas kom meej tias qhov kev mus ntsib ntawd muaj nyob thiab nyob rau hauv ib qho uas tau txais kev lees paub lawm.
  - Ib tus zauv raug tsis lees paub nrog tus zauv thib ob uas peb tau hai txog, EOB 1048: tus kws muab kev pab cuam kho mob yuav tsum tau sib piv cov chav hauv kev mus ntsib EVV nrog tus nqi ntawm cov chav.

**Yog li ntawm no peb muaj “kev thov” (tag nrho cov npe uas koj pom ntawm no) uas muaj cov ntsiab lus ntxaws peb qho uas tsis lees paub. 3 qho no yog qhov uas tus kws muab kev pab cuam kho mob yuav tsum tau nqis tes ua.**

# Kev Lis Hauj Lwm Ntawm Kev Thov Ntawm Fee-for-Service (Tus Nqi-rau-Kev Pab Cuam) Ntawm EVV

## Cov ntsiab lus uas raug tsis kam lees



Tus Zauv EOB	Nws txhais tau li cas	Koj yuav tuaj yeem ua tau li cas
1047	Kev mus saib lub laj txheej EVV tsis tuaj yeem nrhiav tau	Xyuas kom ntseeg tau tias “kev mus ntsib uas tau txheeb xyuas” hauv koj lub laj txheej EVV Siv kev hloov kho KX yog tias kev mus saib nyob rau hauv tiag tsis suav nrog EVV Rov xav cov ntsiab lus raug tsis kam lees dua tshiab
1048	Cov nyob ntawm EVV tsis ua raws li qhov xav tau ntawm kev mus saib	Sib piv sij hawm ntawm EVV rau cov nqi them thiab kev kho kom raug Rov xav cov ntsiab lus raug tsis kam lees dua tshiab

Tus lis tuav ntaub ntawv yuav tsum tau kho tag nrho hauv lub lab npaov EVV los sis daim ntawv thov thiab tsuas yog rov qab xa cov ntsiab lus ntxaws (txhua kab) uas tsis raug lees dua.

Daim duab xam no qhia txog cov zauv EOB uas yuav qhai nrog cov laj thawj EVV ceeb toom ntawm lawv txhais li cas thiab ceeb toom txog cov kev nqis tes ua uas tus lis tuav ntaub ntawv yuav tsum ua.

Koj xav tau nyiaj. Peb xav kom koj tau nyiaj ib yam thiab!

## Qhov Uas Yuav Tsum Tau Ncua Tsub Nqi Them Ncua Fee-for-Service (Tus Nqi-rau-Kev Pab Cuam)

Txhua hnuv hauv ncua ntawm hnuv tim yauv tsum muaj qhov uas nws sib haum:

- Cov zauv qhov txheej txheem
- Cov zauv nyiaj khwv tau los
- Kev hloov kho
- Cov chaw pab cuam



PROC CD	MODIFIERS	SERVICE DATES FROM TO	ALLW UNITS COPAY AMT	RENDERING PROVIDER BILLED AMT	ALLOWED AMT	INCENTIVES	PA NUMBER PAID AMT	DETAIL E OBS 1048
T1019		010923 011323	95.00 0.00	534.85	0.00	0.00	9999999999 0.00	

17

Tam sim no cia peb saib ncua kev tsub nqi. Qhov ntawd yog lub sij hawm uas suav nrog ntau hnuv hauv cov kab lus ntxaws, raws li qhia ntawm no. Cov lus qhia ntxaws “ncua thoob plaws” ntau hnuv.

EVV ua tib zoo saib xyuas ncua kev tsub nqi kom ntau dua. Cov kws muab kev pab cuam kho mob tuaj yeem siv ncua kev tsub nqi txuas ntxiv tau *uas sib haum*.

Txhawm rau ua raws li txoj cai ncua kev tsub nqi DHS uas muaj nyob, cov txheej txheem tus zauv, cov nyiaj tau los, cov kev hloov pauv thiab cov kev pab cuam them nqi yuav tsum zoo tib yam tag nrho *rau txhua hnuv suav nrog rau hnuv tim*.

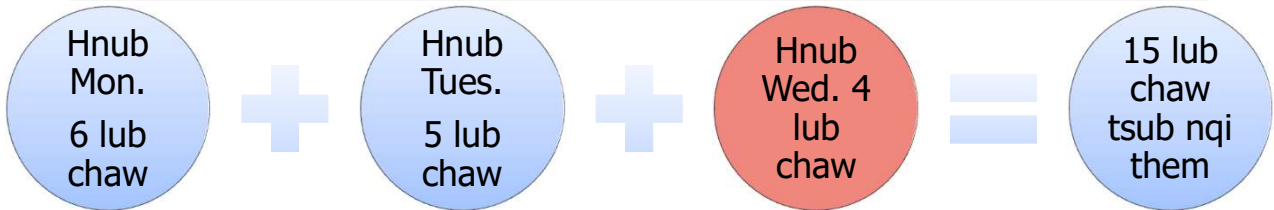

Yog hais tias ib ncua ntawm cov hnuv nyob rau hauv ncua sij hawm uas muaj cov ntau ntawv sib txawv, ncua kev tsub nqi yuav tsis tsim nyog. Tag nrho cov kab lus qhia ntxaws tsis lees paub.

Peb paub tias cov chaw muab kev pab cuam thoob plaws lub xeev muab kev pab cuam raws li qhov xav tau ntawm lub neej tiag ntawm cov tswv cuab txhua hnuv. Lub neej tiag txhais tau tias tej zaum txhua hnuv yuav tsis zoo li qub. Kev ua raws li cov cai kev thob ncua kev tsub nqi tej zaum ua kom tau raws nyuaj.

Cia peb los saib ob qho piv txwv ntawm daim swb tom ntej.

# Qhov Kev Piv Txwv Ntawm Kev Tsub Nqi Fee-for-Service (Tus Nqi-rau-Kev Pab Cuam)

## HLA DHAU



## UA TSIS TIAV

18

Feem ntau lawm, kev ncuu kev tsub nqi li nthuav dav yuav tshwm sim teeb meem nrog cov chav kev pab cuam sib txawv.

Ntawm no peb muaj ib ncuu ntawm peb hnuv sib law liag, uas them nqi tag nrho ntawm 15 chav.

DHS yuav tsum paub cov chav hauv ib hnuv ua ntej. Yog li, peb thiaj li faib tag nrho cov chav hauv hnuv ncuu (hauv qhov piv txwv no, 15) los ntawm cov hnuv nyob rau hauv ncuu (hauv qhov piv txwv no, 3 hnuv). Hauv qhov piv txwv no, peb cia siab tias 5 chav hauv ib hnuv. Tus lej qhia peb qhov xav tau tias hauv txhua hnuv cia siab dab tsis kom muaj sij hawm sib npaug.

Qhov piv txwv saum toj, chav EVV rau txhua peb hnuv yog 5 chav.

- Qhov no puas yuav xeem dhau?

- Yog! Cov lus qhia ntxaws kev thov ncu a kev tsub nqi ntu no yuav dhau mus. Hauv txhua hnu b yuav muaj chav EVV yam tsawg kawg yog 5 chav.

Qhov piv txwv hauv qab chav EVV rau Hnu b Monday yog ntau tshaj li 5 chav uas xav tau. Tsis ua li cas—peb xav kom EVV qhia *yam tsawg kawg yog* 5 chav thiab nws zoo li ntawd. Hnu b Tuesday qhia 5 chav. Zoo heev. Tab sis Hnu b Wednesday qhia EVV 4 chav. Qhov ntawd tsawg dua li qhov xav tau 5 chav. Qhov piv txwv hauv qab no yuav ua tsis tau qhov hloov kho.

- Kev them nqi ua ncu a ntawm peb hnu b no yuav raug tsis lees paub.

Cia peb saib ntawm Explanation of Benefits (Kev Piav Qhia Txog Cov Txiaj Ntsig) uas qhia txog cov hnu b hauv ib kab lus qhia ntxaws.

# Kev Them Nqi rau Ntau Hnub ntawm Qhov Kev Pab Cuam

PROC CD	MODIFIERS	SERVICE DATES		ALLW UNITS	RENDERING PROVIDER				INCENTIVES	PA NUMBER	
		FROM	TO	COPAY AMT	BILLED AMT	ALLOWED AMT				PAID AMT	DETAIL EOB
T1019		010923	011323	95.00						9999999999	1048
				0.00	534.85	0.00			0.00	0.00	

Nov yog Lub Ib Hlis Ntuj Tim 9 txog Lub Ib Hlis Ntuj Tim 13 (tseem ceeb rau ntawm sab laug) ntawm kab lus ntxaws.

Yog tias qhov no yog qhov soj ntsuam, kuv yuav nug koj tias:

- Qhov kev thov no puas them?
  - Lo lus teb tsis yog. Them mus lawm \$0.
- Vim li cas ho tsis them?
  - Koj tuaj yeem saib tau hauv kab kawg: Tus zauv EOB 1048. “Cov nyob ntawm EVV tsis ua raws li qhov xav tau ntawm kev mus ntsib”
  - Qhov ntawd txhais tau tias, nruab nrab ntawm Lub Ib Hlis Ntuj Tim 9 txog Tim 13, ib los sis tau mus ntsib EVV yam tsawg kawg ib hnub uas tsawg dua tus lej qhia rau peb uas xav tau. (Ntawm no 95 chav muab faib los ntawm 5 hnub qhia peb tias xam tias yuav muaj 19 chav hauv txhua hnub.)
  - Muaj kev siv ncuav kev tsub nqi, tab sis cov xwm txheej tsis sib xws.

### Cov los xaus:

- Lub neej tiag ua hauj lwm tau tsis zoo nrog ncuav kev tsub nqi.
- Kev sau nqi txhua hnub ntawm kev pab cuam uas siv cov lus ntxaws sib faib kom tsis txhob raug kev tsis lees paub.
- Tsuas yog xa ib ntu ntawm cov hnub hauv kab lus ntxaws yog tias tag nrho cov cai, suav nrog cov chav nyob rau txhua hnub hauv hnub ncuav sij hawm uas sib xws.

## Kev Them Nqi rau Ntau Hnub ntawm Qhov Kev Pab Cuam

- Cov kws muab kev pab cuam kho mob yuav tsum tshawb xyuas nrog HMO, lub koom haum saib xyuas uas muaj kev tswj hwm los sis IRIS (Include, Respect, I Self-Direct (Suav Nrog Kev Huab Hwm Qhia Tus Kheej)) fiscal employer agency (lub koom haum them nyiaj) rau cov nqi tsub them.



20

Kom paub tias hnub no peb tab tom tsum mus rau them tus nqi-rau-kev pab cuam hnub no, vim tias qhov no yog lub khoos kas DHS cov txheej txheem.

Tsis tas li ntawd, cov kws muab kev pab cuam kho mob yuav tsum tau tshawb xyuas nrog HMO, MCO, los sis IRIS FEA kom saib qhov txwv ntawm kev tsub nqi tshwj xeeb ntawm cov neeg them nyiaj.

# Keu Lis Hauj Lwm Ntawm Keu Thov Ntawm Fee-for-Service (Tus Nqi-rau-Keu Pab Cuam) Ntawm EVV

Cov Keu Thov: Lub luag hauj lwm

Lub Ncauj Lus #547

## Hnub Kawg Rau Keu Xa Mus

Cov Keu Thov

Txhawm rau kom tau txais cov nyiaj them rov qab, cov keu thov thiab keu thov hloov pauv yuav tsum tau txais nyob rau hauv 365 hnub ntawm DOS. Lub sij hawm kawg no siv rau keu thov, qhov keu thov uas tau txais keu kho kom raug, thiab hloov kho rau cov keu thov.

21

Peb tau tham txog kho cov ntaub ntawv thiab keu rov qab xa cov keu thov dua. Cov kwv muab keu pab cuam yuav tsum ua qhov no ntev npaum cas? Cia peb saib Phau Ntawv Qhia Hauv Oos Lais ntawm ForwardHealth Portal (Chaw Muab Keu Pab Saum Huab Cua).

Cov kws muab keu pab cuam kho mob muaj 365 hnub txij li hnub uas muab keu pab cuam hauv keu xa cov ntawv thov, hloov kho cov keu thov los sis hloov cov ntawv thov.

Cov kws muab keu pab cuam kho mob kuj muaj 365 hnub los ua ib qho keu hloov kho hauv Sandata portal (chaw muab keu pab saum huab cua).

Nco ntsoov tshawb xyuas nrog HMOs, MCOs, thiab FEAs koj them rau keu tsub nqi raw sij hawm.

Koj xav tau nyiaj. Peb xav kom koj tau nyiaj ib yam thiab! Ua koj qhov keu kho thiab rov qab xa cov ntawv thov!



Cov Kev Coj Ua Uas Zoo Tshaj Plaws

## Cov Kev Coj Ua Uas Zoo Tshaj Plaws

- Lees paub tias kev tso cai ntawm cov qhua yog qhov tam sim no hauv koj lub laj txheej EVV.
- Tshab xyuas kev mus saib ntawm EVV hauv koj lub laj txheej EVV tsis tu ncuu txhawm rau nrhiav kev zam.
- Kho qhov kev zam kom raug thiab lees paub tias txhua qhov kev mus saib yog nyob rau hauv qhov kev lees paub ua ntej xa qhov kev thov.
- Qhia cov neeg ua hauj lwm kom siv lub lab npauv EVV txhua qhov kev mus ntsib.

23

Dab tsi yog cov kev nqis tes ua zoo tshaj plaws hauv kev xa qhov kev thov EVV? Koj tuaj yeem txuag sij hawm thiab siv zog tau li cas?

Yog tias koj lub koom haum siv lub lab npauv Sandata EVV uas DHS muab, koj tuaj yeem siv Sandata cov ntawv ceeb toom thiab lwm yam cuab yeej rau:

- Paub meej tias cov neeg tau cov kev pab tau tso cai ua ntej nyob hauv koj lub lab npauv EVV.
- Tshawb xyuas EVV cov kev mus ntsib hauv koj lub lab npauv EVV tsis tu ncuu txhawm rau nrhiav qhov yuam kev.
- Kho qhov kev zam kom raug thiab lees paub tias txhua qhov kev mus saib yog nyob rau hauv qhov kev lees paub ua ntej xa qhov kev thov.

Tsis tas li ntawd, koj kuj tseem tuaj yeem ceeb toom cov neeg ua hauj lwm kom siv lub lab npauv EVV ntawm txhua qhov kev mus ntsib. Taug soj qab saib yog tias tus neeg ua hauj lwm zoo li muaj teeb meem hauv kev sau lawv qhov kev mus ntsib. Pab kom lawv muaj kev muaj yeej ces koj yuav muaj kev muaj yeej nrog thiab!

Dhau ntawd lawm peb kuj tseem txhawb kom koj siv peb lub EVV Pab Pawg Saib Xyuas Cov Neeg Tau Kev Pab raws li Kev Coj Zoo!

# Cov lus nug

## Wisconsin EVV Chaw Pab Neeg Qhua

Kev txhawb nqa ib toj ib nyob rau hauv sij hawm ua hauj lwm:

- Xov tooj: **833-931-2035**
- Tus Email:  
[vdxc.contactevv@wisconsin.gov](mailto:vdxc.contactevv@wisconsin.gov)
- Hnub Monday-Hnub Friday: 7 teev sawv ntxov–6 teev tsaus ntuj CT



24

Yog tias koj muaj lus nug tshwj xeeb txog kev thov los sis kev zam, kev sib tham ib-toj-ib lub tej zaum yuav yog lub hwv tsam zoo rau koj. Siv tus zauv QR los nthos tus email.

Thaum lub sij hawm ua hauj lwm, cov kws muab kev pab cuam thiab cov kws tu neeg mob tuaj yeem teem caij hauv ib-toj-ib nrog EVV tus kws tshaj lij uas yuav tham txog cov teeb meem tshwj xeeb thiab pab lawv nrhiav kev daws teeb meem. Tus kws tshaj lij EVV yuav tuaj raws li lub sij hawm teem tseg nrog kev nkag siab txog qhov chaw muab kev pab cuam nyob rau hauv qhov kev lis, cov teeb meem dab tsi lawv yuav ntsib nrog, thiab tawm tswv yim daws teeb meem li cas.

Cov sij hawm ua hauj lwm tuaj yeem yog ib qho cuab yeej rau kev pib nrog EVV los sis daws qhov teeb meem tshwj xeeb, los sis cov chaw muab kev pab cuam tuaj yeem teem sij hawm ua hauj lwm ib teev nrog tib tus kws tshaj lij EVV rau kev txhawb nqa txuas ntxiv mus.

Txhawm rau teem caij txhawb tus kheej, hu rau Wisconsin EVV Chaw Pab Neeg Qhua ntawm 833-931-2035 los sis xa email rau [vdxc.contactevv@wisconsin.gov](mailto:vdxc.contactevv@wisconsin.gov) thiab hais kom teem caij ua hauj lwm. Thov txiav txim siab txog kev teem caij ua hauj lwm nyob rau hnub no.

EVV Chaw Pab Neeg Qhua muaj nyob rau hnub Monday txog hnub Friday, 7 teev sawv ntxov txog 6 teev tsaus ntuj Lub sij hawm nruab nrab.

# Cov Chaw Muaj Kev Pab

# Cov Chaw Muaj Kev Pab

[www.dhs.wisconsin.gov/evv/training-administrators.htm](http://www.dhs.wisconsin.gov/evv/training-administrators.htm)



## Electronic Visit Verification (EVV): Training Other Provider Administrators

These resources help administrative staff learn to use the Sandata EVV portal. They can also be used to review information. Use a combination of resources that makes the most sense for your provider agency's and staff's needs: video, PowerPoint, or written materials.

Review of these materials does not provide credentials from Sandata. Lead EVV administrators who need these credentials should take an online course from Sandata or attend live webinars when offered (see [EVV Training webpage](#)). For training workers who visit members or participants in their homes, please see materials on the [Training Worker](#) webpage.

As a reminder, training resources do not supersede DHS policy. Refer to the [DHS EVV Resources and FAQ](#) webpage for EVV policy information.

Additional languages for written materials can be requested through email at [ydxc.contactevv@wisconsin.gov](mailto:ydxc.contactevv@wisconsin.gov) or call 833-931-2035. Please allow time for translation and delivery.

General information	+
Getting started: ForwardHealth Portal	+
Getting started: Sandata EVV Portal	+
Client data	+
Employee data	+
Visit methods	+
Visit maintenance	-
Fee-for-Service Claims	+
Reports	+

Resource Title and Languages	Description
<a href="#">EVV Visit Maintenance, P-02754, in English</a>	DHS PowerPoint presentation: Administrative use of the Sandata EVV Portal to make corrections or additions to visit data, including how to clear exceptions and how to prevent exceptions
<a href="#">Refresher Training: Overview of Visit Maintenance, in English</a>	DHS video: Understanding the visit life cycle, timeframe for edits, search filters, GPS (42:48 minutes)
<a href="#">Refresher Training: Visit Maintenance and Call Edits, in English</a>	DHS video: Editing calls, merging calls, entering manual calls, creating a call, preventing errors (27:14 minutes)
<a href="#">Refresher Training: Visit Maintenance and Clearing Exceptions, in English</a>	DHS video: Clearing unknown client exceptions, unauthorized service exceptions, preventing errors (35:28 minutes)

Rau cov chaw muab kev pab cuam ntxiv koj tuaj yeem xa mus rau tus kab txuas saum toj no los sis rau tus zauv QR txhawm rau coj koj mus rau Kev Cob Qhia Tus Lis Tuav Ntaub Ntawv Lwm Tus Kws Muab Kev Pab Cuam ntawm EVV DHS lub vev xaib.

Thaum koj nyob rau nplooj ntawv Kev Cob Qhia, swb nqis mus rau Kev Mus Saib Ntsib Kev Tswj Xyuas thiab koj yuav pom cov kev cob qhia no.

Kev Mus Ntsib Kev Tswj Xyuas ntawm PowerPoint suav muaj txoj hauv kev siv Sandata EVV Portal (Chaw Muab Kev Pab Saum Huab Cua) txhawm rau kho los sis ntxiv mus saib cov ntaub ntawv, suav nrog yuav ua li cas tshem cov seem tseg tawm thiab yuav ua li cas tiv thaiv qhov seem tseg.

Los sis, yog tias koj xav kawm los ntawm cov yeeb yaj kiab, muaj ntau cov yeeb yaj kiab uas yuav tau kawm ntawm ntau ntu ntawm PowerPoint ntawd.

# Cov Chaw Muaj Kev Pab

- EVV Chaw Pab Neeg Qhua:
  - Xov tooj: 833-931-2035, Hnub Monday–Hnub Friday, 7 teev sawv ntxov-6 teev tsaus ntuj.
  - Email muab kev txhawb nqa:  
[VDXC.ContactEVV@wisconsin.gov](mailto:VDXC.ContactEVV@wisconsin.gov)
- EVV qhov vas sab [www.dhs.wisconsin.gov/evv/index.htm](http://www.dhs.wisconsin.gov/evv/index.htm) xav paub ntxiv txog:
  - ◆ Cov peev txheej rau kev kawm siv
  - ◆ EVV hauv Wisconsin

# Ua Tsaug

Ua tsaug rau cov kev pab cuam tseem ceeb uas koj muab rau cov tswv cuab.