

Caretaker Supplement (CTS) Handbook

Release 21-02

Table of Contents

1 Introduction	3
1.1 Introduction	3
2 Applications.....	6
2.1 Application Introduction	6
2.1.1 Affirmative Action and Civil Rights	6
2.2 Where to Apply	7
2.3 Valid Application	8
2.4 Valid Signature	9
2.4.1 Valid Signature Introduction	9
2.4.2 Witnessing the Signature	10
2.5 Filing Date	12
2.5.1 In Person/Mail/Fax	12
2.5.2 By Telephone	12
2.6 Time Frames.....	13
2.6.1 Time Frames Introduction	13
2.6.2 Changes.....	13
2.7 Begin Dates	14
2.7.1 Begin Dates Introduction	14
2.7.2 Backdated Eligibility	14
2.7.3 Person Adds.....	14
2.8 Denials and Terminations	16
2.8.1 Termination	16
2.8.2 Denial.....	16
3 Eligibility	17
3.1 Nonfinancial.....	17
3.1.1 Standard Filing Unit (SFU)	17
3.1.2 Definition of CTS Eligibility	18
3.1.3 SSI Eligibility in Wisconsin	18
3.1.4 Citizens and Immigrants.....	19
3.1.5 Wisconsin Residency	19
3.1.6 Living Arrangement	19
3.1.7 Temporary Absence	20
3.1.8 Household Relationship	20
3.1.9 Joint Custody Arrangements	20
3.1.10 Dependent 18-Year-Olds	21
3.1.11 SSN Requirement	22
3.1.12 Cooperation With Child Support (CS) Agency.....	22
3.1.13 Concurrent Eligibility With W-2 or Kinship Care	29
3.1.14 Verification	29
3.2 Financial	31
3.2.1 Income	31
3.2.2 Assets	32
3.2.3 Divestment	33
3.3 Buening Cases - Special Rules for Two Parent Cases.....	34

4 Administrative Policy and Procedure	36
4.1 Reserved	36
4.2 Reserved	37
4.3 Recoupment of Incorrect Benefits.....	38
4.4 Eligibility Renewal.....	41
4.5 Notices.....	42
4.6 Rights and Responsibilities.....	43
4.7 Fair Hearing.....	44
4.8 Authorized Representatives.....	45
5 Appendix	47
5.1 State Statutes and Administrative Code	47
5.2 Income Tables	48
5.2.1 CTS Gross Income Limits	48
5.2.2 CTS Gross Income and Pregnancy Allowance	48
5.2.3 Counties by Area.....	48
5.2.4 CTS Assistance Standard (Net Income Limits)	49
5.2.5 CTS Assistance Standard and Pregnancy Allowance.....	49
5.3 Forms and Publications	51
5.4 Illustrations	52
5.4.1 Scenarios	52

1 INTRODUCTION

1.1 INTRODUCTION

Program History and Authority

The *Caretaker Supplement* (*CTS*) is a cash benefit program. The program's benefit recipients are low-income parents who receive Supplemental Security Income (SSI) payments. These SSI parents receive CTS benefits for each of their eligible children.

Wisconsin's Caretaker Supplement was authorized by 1997 Act 27, which created ss. 49.775. This original statutory language enabled and funded the program and specified the program's basic eligibility requirements. It also included language that specified that the intent of the program was to provide cash benefits to SSI parents who would have met the eligibility requirements for benefits that were in place on July 16, 1996 under Aid to Families With Dependent Children (*AFDC*), a program eliminated by the federal government in 1997.

The first Caretaker Supplement benefits were distributed to approximately 5,700 former AFDC recipients for their 11,000 children in December 1997. The initial benefit payment was \$77 per child. Beginning January 1998, the program began paying SSI recipients who had not been receiving AFDC, but whose children met the eligibility requirements for AFDC and would have received AFDC cash and Medicaid benefits had AFDC not been eliminated by the federal government. These CTS-eligible children were identified by their receipt of AFDC-Medicaid in Wisconsin's Client Assistance for Re-Employment and Economic Support (CARES) computer system. AFDC-Medicaid eligibility requirements were identical to AFDC cash requirements, and this methodology for identifying new CTS cases served as a satisfactory proxy until a CTS-specific electronic eligibility determination process could be implemented in CARES.

The benefit payment amount for CTS remained \$77 per month, per child until July 1998, when the payment was increased by the Legislature to \$100 per month, per child. 1999 Wisconsin Act 9 increased the benefit to \$250 per month for the first eligible child and \$150 per month for each subsequent eligible child. This change was effective in November 1999. CTS benefits are never prorated based on the number of days an SSI parent is eligible for any payment month.

During April 2001, the Wisconsin Legislature promulgated Ch. HFS 79, an administrative rule that enabled the Department of Health Services to recover CTS benefit payments that were incorrectly made, due to ineligibility or overpayment, to SSI recipients.

Appendix 1, State Statutes and Codes contains current statutory language governing the Caretaker Supplement benefit.

On January 25, 2002, CTS became a unique program of assistance in Wisconsin's CARES system. Local economic support agency workers began using this computerized system to process applications, determine eligibility and generate notices and payments for CTS effective with payments for March 2002.

As of July 2020, approximately 5,400 SSI families were receiving Caretaker Supplement benefits for 10,300 children.

Benefit Funding

In 2003, CTS benefits totaled approximately \$29.5million. Caretaker Supplement benefits are funded by a combination of Wisconsin general purpose revenue tax dollars (GPR) and federal Temporary Assistance to Needy Families (TANF) dollars. The portion of CTS funding that is derived from GPR dollars is utilized by the Department of Health Services (DHS) to meet Wisconsin's federally imposed maintenance of effort requirement for Supplemental Security Income. For SSI purposes, CTS benefits are viewed as part of Wisconsin's SSI state supplemental payment. After DHS counts its GPR funded portion of CTS toward its SSI maintenance of effort requirement, the remainder of CTS benefit funding is supported by TANF dollars.

In turn, these TANF dollars are counted by Wisconsin's Department of Children and Families (DCF) toward its federally imposed TANF maintenance of effort.

Program Administration and Partnerships

The Caretaker Supplement program is administered by the Wisconsin Department of Health Services, *IM* Consortia and tribal economic support agencies. The local agencies are the point of application and eligibility determination for CTS. DHS contracts with several data processing firms to manage the CARES related aspects of the program and to process SSI payments, to which CTS benefits are added. Illustration 1 in [5.4 Illustrations](#) depicts these administrative relationships.

Persons who need to report a lost or stolen SSI check that includes Caretaker Supplement or who need a CTS benefit history must contact Member Services at 800-362-3002. Requests for CTS benefit histories may also be faxed to 608-221-0991. Misdirected SSI benefit checks must be mailed to:

DHS/ State SSI
P.O. Box 6680
Madison, Wisconsin 53716-0680.

For assistance with all matters related to application, eligibility, payment amount, appeals and grievances, etc., however, recipients or their representatives must contact their county or tribal economic support agency.

The Wisconsin Department of Children and Families receives this state's block grant for TANF funding and is therefore responsible for meeting the TANF reporting requirements specified by the federal Administration for Children and Families (ACF) and completing

the federal ACF-199, TANF Data Report. The DHS assists in this activity by providing monthly payment, eligibility and demographic information to DCF regarding CTS related TANF expenditures.

2 APPLICATIONS

2.1 APPLICATION INTRODUCTION

Anyone has the right to apply for CTS. However, individuals younger than 18 years old must have a parent or a legal guardian apply for CTS on their behalf unless they are living independently.

They may be assisted by any person he or she chooses in completing an application.

Encourage anyone who expresses interest in applying to file an application as soon as possible. When an application is requested:

1. Suggest the applicant mail in their application using the Caretaker Supplement Application Form [F-22571](#); or
2. Complete or schedule a telephone or face-to-face interview.

Provide the application form, along with any other information, instruction, and/or materials needed to complete the application process. Provide a Notice of Assignment: Child Support, Family Support, Maintenance and Medical Support form (DWSP2477) and Good Cause Notice (DWSP 2018) to each applicant applying for CTS and to anyone that requests either of these.

Refer requests for applications and other outreach materials from groups and persons involved in outreach efforts to www.dhs.wisconsin.gov/forms/index.htm.

2.1.1 Affirmative Action and Civil Rights

The Rehabilitation Act of 1973 requires a person with impaired sensory, manual, or speaking skills have an opportunity to participate in programs equivalent to those afforded non-disabled persons.

Notify members during intake that assistance is available to assure effective communication. This includes certified interpreters for deaf persons and translators for non-English speaking persons. See the ForwardHealth Enrollment and Benefits Handbook (P-00079).

The Civil Rights Act of 1964 requires that applicants for public assistance have an equal opportunity to participate regardless of race, color, or national origin.

2.2 WHERE TO APPLY

The agency (county/tribe or consortium) of the applicant's county of residence must process the individual's application.

2.3 VALID APPLICATION

A valid application for CTS must include the applicant's:

1. Name,
2. Address, and
3. Signature in the signature section of the CTS application ([F-22571](#)).

2.4 VALID SIGNATURE

2.4.1 Valid Signature Introduction

The applicant or his or her representative (see [2.4.1.1](#)) must sign the paper application form.

2.4.1.1 Signatures from Representatives

An applicant's representative can be one of the following:

- Guardian: When an application is submitted with a signature of someone claiming to be the applicant's guardian, obtain a copy of the document that designates the signer of the application as the guardian. From the documents provided, ensure that the person claiming to be the applicant's guardian can file an application on his or her behalf. Only the person designated as one of the following may sign the application:
 - Guardian of the estate
 - Guardian of the person and the estate
 - Guardian in general

When someone has been designated as the guardian of the estate, guardian of the person and the estate, or guardian in general, only the guardian, not the applicant, may sign the application or appoint another representative.

If the applicant only has a legal guardian of the person, the applicant must sign the application unless the applicant has appointed his or her guardian of the person to be the authorized representative.

- Authorized Representative: The applicant may authorize someone to represent him or her. An authorized representative can be an individual or an organization. See [Section 4.8 Authorized Representatives](#) for more information.

If the applicant needs to appoint an authorized representative when applying by telephone or in person, instruct the applicant to complete the Appoint, Change, or Remove an Authorized Representative form (Person [F-10126A](#) or Organization [F-10126B](#)).

An authorized representative is responsible for submitting a completed, signed application and any required documents.

When appointing an authorized representative, someone other than the

authorized representative must witness the applicant's signature. If the applicant signs with a mark, two witness signatures are required.

- Durable power of attorney (Wis. Stat. ch.244): A durable power of attorney is a person to whom the applicant has given power of attorney authority and agrees that the authority will continue even if the applicant later becomes disabled or otherwise incapacitated.

When a submitted application is signed by someone claiming to be the applicant's durable power of attorney:

- a. Obtain a copy of the document the applicant used to designate the signer of the application as the durable power of attorney.
- b. Review the document for a reference that indicates the power of attorney authority continues notwithstanding any subsequent disability or incapacity of the applicant.

Do not consider the application properly signed unless both of these conditions are met. An individual's durable power of attorney may appoint an authorized representative for purposes of making a CTS application if authorized on the Durable Power of Attorney form. The Durable Power of Attorney form will specify what authority is granted.

The appointment of a durable power of attorney does not prevent an applicant from filing his or her own CTS application nor does it prevent the applicant from granting authority to someone else to apply for public assistance on his or her behalf.

- Someone acting responsibly for an incompetent or incapacitated person.

Example: Carla is hospitalized and temporarily incapacitated. Sherry, a hospital social worker, can apply for CTS on Carla's behalf.

2.4.2 Witnessing the Signature

The signatures of two witnesses are required when the application is signed with a mark.

An agency staff person is not required to witness the signature on an application.

Note: Signing with a mark does not affect the state of Wisconsin's ability to prosecute for fraud nor does it prevent the CTS program from recovering benefits provided incorrectly due to an applicant's or member's misstatement or omission of fact.

2.5 FILING DATE

2.5.1 In Person/Mail/Fax

The filing date is the day a signed, valid application form ([F-22571](#)) is received by the IM agency or the next business day if it is received after the agency's regularly scheduled business hours.

2.5.2 By Telephone

When a request for assistance is made by telephone, the filing date is set when the signed application/registration form is received by the agency.

2.6 TIME FRAMES

2.6.1 Time Frames Introduction

All applications received by an agency must be processed and eligibility approved or denied as soon as possible, but no later than 30 calendar days from when the agency receives the application. This includes issuing a Notice of Decision.

The 30-day processing time frame must be extended to allow the applicant at least 10 days to provide requested verification.

Workers may also extend the 30-day processing time up to 10 days to allow the applicant additional time to provide the information.

Example 1: A signed application was received on March 15. The worker processed the application on April 7 and requested verification. Verification was due April 17, but was not received by that date. Even though the end of the 30-day application processing period was April 14, the application should not be denied until April 17 to allow at least 10 days to provide verification.

If an agency fails to take action (positive or negative) during the 30-day processing period, and the applicant is subsequently found eligible, redetermine eligibility using the filing date associated with that most recent application.

Example 2: A signed application was received on May 15. The first day of the 30-day period was May 16. The end of the 30-day period would have been June 14. The application was approved on June 20, and the applicant is determined eligible beginning May 1.

2.6.2 Changes

Changes that occur between the filing date and the confirmation date should be used in the initial eligibility determination.

For changes that occur after the confirmation date, follow the adequate and timely notice requirements outlined in Income Maintenance Manual [Section 3.2 Adverse Action and Appeal Rights](#).

2.7 BEGIN DATES

2.7.1 Begin Dates Introduction

CTS eligibility begins the first day of the month in which the valid application is submitted and all program requirements are met with the following exceptions:

2.7.2 Backdated Eligibility

Eligibility for CTS may be backdated prior to the month of application only when a parent with an open CARES case is unexpectedly awarded Supplemental Security Income (SSI) eligibility to a month earlier than the present month. When this situation occurs, the IM worker must determine CTS eligibility, based on the information available for this open case, for all months back to the first month of SSI eligibility. However, backdating to the SSI start date is allowed only when the assistance group has been an open case in CARES for the entire period of backdating and is otherwise eligible for CTS. In this case, the month of “application for assistance” is considered to be the application date of the most recent continuously open case in CARES.

Under no circumstances may CTS benefits be paid for a month during which the assistance group was not an open case in the CARES system or otherwise not eligible for CTS.

In cases not involving retroactive SSI eligibility, such as when someone already receiving SSI opens a FoodShare or Health Care case in CARES, CTS eligibility may not start any earlier than the month of the earliest application/request for CTS.

2.7.3 Person Adds

When the primary person reports a dependent child has moved into the home by the 10th of the month following the month in which the child moved in, the effective date of the person add should be the date the child moved into the home. If the move was not reported by the 10th of the following month, the effective date of the move is the date the move was reported. If the child is determined eligible for CTS, the IM agency must request supplemental CTS benefits for the entire month for the effective date that the child was in the home, and any subsequent months.

Example 1: Ann has a CTS case with her son Jimmy and receives \$250 a month in CTS benefits. She reports on November 2 that her 14-year-old daughter, Brooke, moved back into the home in October.

The worker adds Brooke to the case and determines she is eligible for CTS in December. As a result, the December benefit will increase to \$400. Since Ann reported her daughter was in the home before the 10th of the following month,

the worker also determines CTS eligibility for Brooke for the months of October and November and finds that Brooke was eligible for CTS for both months. The worker requests CTS supplements of \$150 each for both October and November.

Example 2: Same as Example 1, but Ann doesn't report Brooke moved back into the home until November 11. Since Ann failed to report the change by November 10, the effective date is November 11—the date Ann reported the change. Brooke should not be added to the case until November 11. After determining eligibility, the worker should request a CTS supplement of \$150 only for November.

2.8 DENIALS AND TERMINATIONS

2.8.1 Termination

If less than a calendar month has passed since a member's eligibility has been terminated, CTS can be reopened without requiring a new application. To reopen, the reason for the termination must be corrected (e.g., verification provided or a renewal completed) and the family is otherwise eligible for CTS.

If more than a calendar month has passed since a member's CTS eligibility was terminated, the person must file a new application to reopen his or her CTS.

2.8.2 Denial

If a CTS application is denied and less than 30 days has passed since the applicant's eligibility was denied, allow the applicant or his or her representative to re-sign and date the original application to file a new application.

If more than 30 days has passed since an applicant's eligibility was denied, the person must file a new CTS application.

3 ELIGIBILITY

3.1 NONFINANCIAL

3.1.1 Standard Filing Unit (SFU)

When determining whether a possible CTS assistance group exists for any application, CARES configures a standard filing unit (SFU). This is a methodology for determining which members of a household must be taken into consideration when determining whether the non-financial and financial requirements of CTS are met. This methodology was first used when **AFDC** was available to residents of Wisconsin, and is used for CTS today, because CTS eligibility is built on the former requirements for the now defunct AFDC.

The SFU process will build a CTS case around a specific child, identifying the adults and other children who are also part of the CTS case and potentially able to garner CTS benefits that will be added to the parent's SSI payment.

To establish the SFU, determine whether the household contains at least one SSI parent caring for at least one minor child. Often, several children fit this criterion in a single household, so identify the "target child" around whom the CTS case will be built. Use either one of the following choices to determine which child in a household should be the target child:

1. First Choice for Target Child: The oldest minor or dependent 18-year-old (see [Section 3.1.11 Dependent 18-Year-Olds](#)) child-in-common for parents in the household.
2. Second Choice for Target Child: The oldest child or dependent 18-year-old (see [Section 3.1.11](#)) of the person identified by CARES as the Primary Person, when there are no dependent children-in-common or the only dependent children-in-common receive SSI, themselves.

Whenever the Primary Person in a case does not have any dependent children, or when all of the primary person's children receive SSI, it is not possible for a household to receive CTS.

The most typical family configuration seen among CTS applicants consists of a single parent with minor children or dependent 18-year-old offspring who meet the AFDC criteria for dependence. The second most common CTS family configuration occurs when two recipients of SSI live in a household with their minor children, some or all of whom do not receive SSI, themselves. There are many family configurations that include CTS recipients, however. See [Section 5.4 Illustrations](#) for twelve examples.

After determining the target child, the SFU process requires that the natural or adoptive parents of the target child are included in the filing unit, along with any minor siblings or half-siblings of the target child. Parents of half-siblings are also included in the filing unit. Finally, minor siblings who have been married, but whose marriages were annulled, are included in the filing unit.

Some members of a household are not included in the SFU. Currently married or divorced persons under the age of 18 are not considered minor children for CTS purposes and are not included in the SFU. Step-siblings, step-parents, any children of the target child, and all other relatives and non-relatives who live in the household are excluded from the SFU.

SSI parents are not permitted to voluntarily exclude any person from the SFU who would otherwise be automatically included. For instance, a parent may not opt to exclude a minor child who has income from wages from the SFU, when this income will cause the rest of the group to be income ineligible for CTS.

After determining which members of the household are in the SFU, determine which members are potentially eligible for CTS cash assistance. At this point, begin to refer to the people who have become members of the SFU as the assistance group, or "AG."

3.1.2 Definition of CTS Eligibility

A CTS-eligible parent is a recipient of SSI who has met all financial and non-financial requirements for CTS. The CTS grant amount will include \$0 for the parent, however. A CTS eligible child is a minor child or dependent 18-year-old who has met all financial and non-financial eligibility requirements for CTS. The CTS grant amount will include cash benefits for each eligible child. Any parent who is pregnant cannot be eligible for CTS benefits for the fetus until the child is born.

3.1.3 SSI Eligibility in Wisconsin

Parents in a CTS assistance group must be current recipients of SSI state supplemental benefit payments in Wisconsin. If the entire SSI payment is being recouped, the parent does not qualify as a CTS parent. CTS parents may be eligible for both federal and Wisconsin State Supplemental SSI payments (SSP) or for SSP payments only, as a *grandfathered state-only SSI recipient*. When both parents of any CTS eligible child are in the home, both must be receiving SSI in Wisconsin as a condition of CTS eligibility.

SSI or CTS benefits cannot be paid for any month to any federal SSI recipient whose state of jurisdiction is not Wisconsin. If the federal Social Security Administration (SSA) has classified the parent(s)' SSI as within the jurisdiction of Wisconsin and has sent this status to DHS via federal/state SSI data exchange, the child may be eligible for CTS.

Eligibility for federal SSDI benefits or Medicaid under s. 1619(b) of the Social Security Act, does not qualify a parent as a CTS parent.

Children receiving SSI are not eligible for CTS. However, any child who formerly received SSI and has appealed the termination of SSI (without continuation of cash benefits pending the outcome of the appeal) may be eligible for CTS, even though his or her Medicaid under SSI has continued. A child who receives Medicaid under s. 1619(b) may be eligible for CTS, because he or she does not receive SSI cash benefits.

3.1.4 Citizens and Immigrants

Any person who is not a U.S. citizen must meet one of the following criteria to be potentially eligible for CTS:

1. Be lawfully admitted to the U.S. for permanent residence
2. Be lawfully present in the U.S. pursuant to 8USC 1153, 1157, 1158, 1160 and 1182
3. Be granted lawful temporary resident status under 8 USC 1161 or 1255a and be:
 - a. A Cuban or Haitian applicant [PL 96-422, 501(e), (1) or (2) (A) effective 4/1/83], or
 - b. Not a Cuban or Haitian applicant, but adjusted to lawful temporary resident status more than 5 years before the CTS application date
4. Be otherwise permanently residing in the U.S. under the color of law (PRUCOL), with evidence of approved PRUCOL status. Lawfully admitted aliens who are not eligible for CTS because they are here temporarily include tourists, visitors, students and diplomats.

3.1.5 Wisconsin Residency

Parents and children must be physically present and intend to reside in Wisconsin to be eligible for CTS.

3.1.6 Living Arrangement

Parent and children, must reside together in a qualified living arrangement. The following are CTS qualified arrangements:

1. Independent home, apartment or mobile home
2. Shelter for battered woman/ domestic abuse
3. Homeless
4. Hospital, short term
5. Section 202/236 housing

Note: People who are incarcerated in jail or prison are not in a CTS qualified living arrangement and not eligible for CTS with one exception. Huber Law prisoners who are released from jail to provide care for their children can be eligible for CTS.

Huber Law prisoners who are released for a purpose other than attending to the needs of their children are not eligible for CTS.

3.1.7 Temporary Absence

Unlike some other programs of public assistance, CTS does not allow eligibility in cases where parents or children are temporarily absent from the home.

3.1.8 Household Relationship

Household relationships are a key component of CTS eligibility. SSI parents must be caring for their own children, by birth or adoption, to qualify for CTS. This means that the parent resides with the child and provides the majority of physical care and financial support and functions in the parental role. When two SSI parents live with their children in common, only one of these parents may be identified as the parent who is caring for their children. When an SSI recipient is a minor parent who resides with his or her child and there are adults in the household, the minor parent must be the person caring for the child; not the adults in the household.

3.1.9 Joint Custody Arrangements

When custody of a child is shared between parents, the parent with whom the child resides the majority of the time is identified as caring for the child for CTS purposes.

When the natural or adoptive parents of a child do not live together, and have joint custody (through a mutually agreed upon arrangement or court order) and you cannot determine who the child is living with the majority of the time, act on the CTS case as follows:

1. Determine if the agreement or court order awarding joint custody designates a "primary caretaker." A parent designated as the primary caretaker is the primary person.
2. If one parent is not designated, ask the parents to decide which one is the "primary caretaker." If they decide within the 30-day processing, act on the application as based on what they decided.
3. If no decision is made within the 30 days of the application date, review the parents' activities and responsibilities to determine which parent is the primary caretaker. Use the following list:

- a. If the parents reside in different school districts, where does the child attend school? Who selected the school?
- b. Who assists the child with homework or school-related tasks?
- c. Are there tuition costs for the child's education? If so, who pays those costs?
- d. If the child is enrolled in day care, who arranges for and pays these costs?
- e. Who is responsible for taking the child to and from school and/or day care?
- f. Which parent is listed as the contact for emergencies at the child's school or daycare provider?
- g. Who arranges medical and dental care for the child? Who selects the physician and dentist? Who maintains the child's medical records?
- h. Who initiates decisions regarding the child's future?
- i. Who responds to medical or law enforcement emergencies involving the child?
- j. Who spends money on food or clothing for the child when the child visits the absent parent?
- k. Who disciplines the child?
- l. Who plays with the child and arranges for entertainment?
- m. Are more of the child's toys, clothing, etc., kept at one parent's home more than the other's?

This list is not exclusive, and there may be situations where you find additional criteria to apply.

There are cases in which these questions may be answered positively for both parents. However, in reviewing parental responsibilities and roles, usually you will find one parent more often identified. Identify this parent as the primary person for determining eligibility.

Document your decision in the case record.

3.1.10 Dependent 18-Year-Olds

CTS-eligible children must either be minors under age 18 or dependent 18-year-olds. A dependent 18-year-old is an 18-year-old who:

- 1. Is enrolled in high school or an equivalent level of vocational or technical training; and
- 2. Is expected to graduate high school or get a GED before turning 19.

The 18-year-old does not have to be enrolled full time in high school in order to be considered a dependent 18-year-old. When a dependent 18-year-old is home-schooled, the parent must provide written documentation of expected graduation date from the

home-schooling association or agency. It is irrelevant to CTS eligibility whether minor children are enrolled in school.

Children who graduate from high school before they are 18 years old may remain eligible until they turn 18.

To prevent unnecessary CTS payment termination when a child turns 18, request verification of school enrollment and expected date of graduation at the renewal when the child is still 17.

3.1.11 SSN Requirement

Each member of any CTS household must provide his or her Social Security Number (SSN) as a condition of eligibility.

However, CTS eligibility may not be delayed if the individual is otherwise eligible for benefits and any of the following are true:

- The individual has provided an SSN, even if the SSN has not yet been verified.
- The individual has requested assistance with applying for an SSN.
- The individual has verified that he or she has applied for an SSN.

If an application for an SSN has been filed with SSA, an SSN must be provided by the time of the next Caretaker Supplement renewal for the case, or eligibility will be terminated. In addition, if eligibility for another program pends for provision of an SSN and the SSN application date on file is six months old or older, eligibility for Caretaker Supplement will also pend. Members will be given a minimum of 10 days to provide an SSN, but if they do not, Caretaker Supplement eligibility will be terminated.

When an infant is added to the household, either by birth or adoption, either the SSN or proof that an application for an SSN for the infant must be provided to the IM agency prior to the date the infant reaches 6 months of age.

3.1.12 Cooperation With Child Support (CS) Agency

Unless the parent is exempt or has good cause for refusal to cooperate (see Section [3.1.12.1 Exemption from Cooperation](#) and [3.1.12.3 Claiming Good Cause](#)), he or she must, as a condition of eligibility, cooperate in both of the following:

- Establishing the paternity of any child born out of wedlock for whom CTS is requested or received
- Obtaining child support for the child for whom CTS is requested or received

Cooperation includes any relevant and necessary action to achieve the above. As a part of cooperation, the applicant may be required to:

- Provide verbal or written information known to, possessed by, or reasonably obtainable by the applicant
- Appear as a witness at judicial or other hearings or proceedings
- Provide information, or attest to the lack of information, under penalty of perjury
- Attend office appointments as well as hearings and scheduled genetic tests

If the parent does not cooperate or discontinues cooperation without good cause, CTS eligibility will be ended for the entire family. When a CTS- eligible parent has children who have different absent parents, the CTS-eligible parent must cooperate with the child support agency in regard to each child's absent parent.

3.1.12.1 Exemption from Cooperation

The caretaker relative is exempt from the requirement to cooperate and exempt from any sanction for non-cooperation if:

1. Both absent parents are now living in the home with the child.
2. The absent parent is deceased.
3. Paternity has been established and the father is living in the home with the mother and child.

3.1.12.2 Failure to Cooperate

The Child Support Agency (CSA) determines if there is non-cooperation for people required to cooperate. The IM agency determines if good cause exists and whether the parent is exempt. If there is a dispute, the CSA makes the final determination of cooperation while the IM agency makes the final determination of exemptions or good cause. The entire family remains ineligible until the parent cooperates or establishes good cause or his or her cooperation is no longer required.

3.1.12.3 Claiming Good Cause

3.1.12.3.1 Claiming Good Cause Introduction

Any parent who is required to cooperate in establishing paternity and obtaining child support may claim good cause. He or she must do the following to make the claim:

- Specify the circumstance that is the basis for good cause.
- Corroborate the circumstance according to the evidence requirements in Section [3.1.12.3.5 Evidence](#).

3.1.12.3.2 Notice

The IM agency must provide a Good Cause Notice ([DWSP 2018](#)) to parents whenever a child with an absent parent is part of the CTS application or case unless the paper notice has already been provided by another program, for example, BadgerCare Plus. The notice describes the right to refuse to cooperate for good cause in establishing paternity and securing child support.

The CSA refers anyone who wants to claim good cause back to the IM agency for a determination of whether or not good cause exists.

3.1.12.3.3 Good Clause Claim

The Good Cause Claim form ([DWSP 2019](#)) must be provided to any CTS parent who requests one. It describes the circumstances that support a claim and how to document a claim.

The parent must sign and date the claim. The parent's signature initiates the claim.

A copy of the claim must be sent to the CSA within two days after a claim is signed. When the CSA is informed of a claim, they will immediately suspend all activities to establish paternity or secure child support until notified of the Income Maintenance Agency's final determination.

3.1.12.3.4 Circumstances

The IM agency must determine whether or not cooperation is against the best interests of the child. Cooperation is waived only if one of the following is true:

- The parent's cooperation is reasonably anticipated to result in physical or emotional harm to one of the following:
 - Child. This means that the child is so emotionally impaired, that his or her normal functioning is substantially affected.
 - Parent. This means the impairment is of such a nature or degree that it reduces that person's capacity to adequately care for the child.
- At least one of the following circumstances exists, and it is reasonably anticipated that proceeding to establish paternity or secure support or both would be detrimental to the child:
 - The child was conceived as a result of incest or sexual assault.
 - A petition for the child's adoption has been filed with a court.
 - The parent is being assisted by a public or private social agency in deciding whether or not to terminate parental rights and this has not gone on for more than three months.

3.1.12.3.5 Evidence

An initial good cause claim may be based only on evidence in existence at the time of the claim. There is no limit to the age of the evidence. Once a final determination is

made, including any fair hearing decision, any subsequent claim must be based on new evidence.

The following may be used as evidence:

- Birth certificates or medical or law enforcement records that indicate that the child may have been conceived as a result of incest or sexual assault.
- Court documents or other records that indicate that a petition for the adoption of the child has been filed with a court.
- Court, medical, criminal, child protective services, social services, psychological, school, or law enforcement records that indicate the alleged father or absent parent might inflict physical or emotional harm on the parent or the child.
- Medical records that give the emotional health history and present emotional health status of the parent or the child.
- A written statement from a mental health professional indicating a diagnosis of or prognosis on the emotional health of the parent or the child.
- A written statement from a public or private social agency that the agency is assisting the parent to decide whether or not to terminate parental rights.
- A sworn statement from someone other than the parent with knowledge of the circumstance on which the claim is based.
- Authorization card or other proof from Safe at Home confirming the person's status as a program participant in the Safe at Home program. Safe at Home can be contacted by calling 608-266-6613 or emailing safeathome@doj.state.wi.us.
- Any other supporting or corroborative evidence.

When a claim is based on emotional harm to the child or the parent, the IM agency must consider all of the following:

- Present emotional state of the child or parent
- Emotional health history of the child or parent
- Intensity and probable duration of the emotional impairment
- Degree of cooperation required
- Extent of the child's involvement in the paternity or the support enforcement activity to be undertaken.

If the parent submits only one piece of evidence or inclusive evidence, you may refer him or her to a mental health professional for a report relating to the claim.

When a claim is based on his or her undocumented statement that the child was conceived as a result of incest or sexual assault, it should be reviewed as one based on emotional harm.

The parent has 20 days, from the date the claim is signed, to submit evidence. The IM agency, with supervisory approval, may determine that more time is needed.

There must be at least one document of evidence, in addition to any sworn statements from the parent.

The IM agency should encourage the provision of as many types of evidence as possible and offer any assistance necessary in obtaining necessary evidence.

When insufficient evidence has been submitted:

1. The parent must be notified, and the specific evidence needed must be requested.
2. The IM agency must advise that person on how to obtain the evidence, and
3. The IM agency must make a reasonable effort to obtain specific documents that are not reasonably obtainable without assistance.

If the parent continues to refuse to cooperate or the evidence is still insufficient, a 10-day notice must be sent informing the parent that, if no further action is taken within 10 days from the notification date, good cause will not be found and that he or she may first:

- Withdraw the claim and cooperate,
- Request a hearing, or
- Withdraw the application or request that the case be closed.

If no option above has been taken when the 10 days have expired, the IM worker will terminate CTS. The sanctions remain in effect until there is cooperation or until it is no longer required.

3.1.12.3.6 Investigation

The IM agency must investigate all claims based on anticipated physical harm when one of the following situations exists:

- No evidence is submitted.
- No corroborative evidence exists.
- Corroborative evidence is not available.

Good cause must be granted when both the parent's statement and the investigation satisfies the worker that he or she has good cause.

Any claim must be investigated when the parent's statement, together with any corroborative evidence, does not provide a sufficient basis for a determination.

In the course of the investigation, neither the IM agency nor the CSA may contact the absent parent or alleged father without first notifying the parent of the agency's intention. Once notified, the parent has 10 days from the notification date to do one of the following:

- Present additional supporting or corroborative evidence of information so that contact is unnecessary.
- Withdraw the application or request that the case be closed.
- Request a hearing.

If the 10 days have expired and no option has been taken, the IM agency will terminate CTS and the case shall remain ineligible for CTS until there is cooperation or until it is no longer an issue.

3.1.12.3.7 Determination

The IM staff must determine whether or not there is good cause. This should be done within 45 days from the date a claim is signed. The time may be extended if it is documented in the case record that additional time is necessary because:

- The IM agency cannot obtain the information needed to verify the claim within the 45 days, or
- The parent does not submit corroborative evidence within 20 days.

The good cause determination and all evidence submitted should be filed in the case record along with a statement on how the determination was reached.

If there is no evidence or verifiable information available that suggests otherwise, it must be concluded that an alleged refusal to cooperate was, in fact, a case of cooperation to the fullest extent possible.

If the parent is cooperating in furnishing evidence and information, do not deny, delay, or discontinue CTS pending the determination.

If a fair hearing is requested on a good cause determination, CTS benefits are continued until the decision is made.

The 45-day period for determining good cause is not used to extend an eligibility determination. The 30-day limit on processing an application is still a requirement.

The IM worker must notify the parent in writing of the final determination and of the right to a fair hearing and send the CSA a copy. The CSA may also participate in any fair hearing.

3.1.12.3.8 Good Cause Found

When good cause is granted, the IM worker must direct the CSA to not initiate any or to suspend all further case activities.

However, when the CSA's activities, without the parent's participation, are reasonably anticipated to not result in physical or emotional harm, the IM agency must:

1. First notify the person of the determination and the proposed directive to the CSA to proceed without his or her participation.
2. The person has 10 days from the notification date to:
 - a. Request a hearing, or
 - b. Withdraw the application or request that the case be closed.
3. At the end of the 10 days, direct the CSA to proceed if no option was taken. The CSA may decide to not proceed based on its own assessment.

The IM agency determination to proceed without the parent's participation must be in writing. Include your findings and the basis for the determination. File it in the case record.

3.1.12.3.9 Good Cause Not Found

When good cause is not granted, the IM agency must notify the parent. It must be stated in the notice that the parent has 10 days from the notification date to do one of the following:

- Cooperate.
- Request a hearing.
- Withdraw the application or
- Request that the case be closed.

If the 10 days have expired, no option has been taken, and the parent is in non-cooperation status, the IM agency must terminate the family's CTS eligibility. Ineligibility continues until there is cooperation or it is no longer an issue.

3.1.12.3.10 Review

The IM agency does not have to review determinations based on permanent circumstances. Review good cause determinations that were based on circumstances subject to change at redetermination and when there is new evidence.

The parent must be notified when it is determined that good cause no longer exists. It must be stated in the notice that he or she has 10 days from the notification date to do one of the following:

- Cooperate.
- Request that the case be closed.

- Request a hearing.

If the 10 days have expired and no option has been taken, the IM agency must terminate the family's CTS eligibility. The family remains ineligible for CTS until there is cooperation or until it is no longer an issue.

3.1.13 Concurrent Eligibility With W-2 or Kinship Care

CTS benefits cannot be paid to an SSI parent for the same month for which the parent participated in W-2 and received W-2 cash benefits. Receipt of W-2 benefits is defined as the month in which the parent is participating in, and eligible for, W-2 services, regardless of when the parent will receive the payment for that month. Similarly, CTS benefits may not be paid to an SSI parent for a month in which a grandparent or other non-legally responsible relative received Kinship Care benefits for caring for a potential CTS eligible child. CTS parents may receive a final W-2 payment and CTS payment for their child(ren) in the same month since W-2 payments are made after participation in W-2 services.

Example: Sally's W-2 participation ended on March 10 when she received notification of SSI eligibility. Even though her final W-2 payment will be received in April, it is for participation in February/March, so Sally's child is eligible for CTS starting in April.

3.1.14 Verification

CTS applicants and members must provide verification when requested in order for an IM agency to process an application or review of eligibility for CTS. The verification requirement applies to both non-financial and financial information. Failure to provide such verification will result in denial or termination of CTS benefits. The following information must be verified by members or applicants or through data exchanges when CTS eligibility is being determined:

- Social Security Number
- Citizenship or alien status
 - Note:** To be eligible for Caretaker Supplement, an individual declaring U.S. citizenship must provide proof of citizenship with two exceptions to this requirement:
 - Citizenship verified by the SSA data exchange is considered sufficient verification for Caretaker Supplement applicants and members.
 - SSI recipients have already verified their citizenship to SSA and do not need to verify citizenship status for Caretaker Supplement.
- School enrollment for 18-year-olds
- Income earned from employer

- Income earned from self-employment (IRS tax forms must be signed by the member.)
- Unearned income (i.e., Social Security)
- Pregnancy of minor child
- Property transferred in past 24 months (land, stocks, etc.)

3.2 FINANCIAL

After determining non-financial eligibility for **CTS**, the financial situation of the household is considered. When determining initial or ongoing financial eligibility for CTS, both income and assets are counted. Income and assets of any members of the assistance group who receive SSI are disregarded.

3.2.1 Income

Income of adults and children is counted prospectively when determining eligibility for CTS. Both earned income from work and unearned income, such as Social Security benefits, are counted.

Some income is not received regularly; it is paid in a lump sum amount. Examples are refunds and backpay awards from Social Security or unemployment compensation insurance, union settlements and compensatory time pay-outs or windfall payments like lottery winnings, personal injury awards or inheritances. Lump sum payments are counted as either earned or unearned income in the month they are received. When the dollar amount of the lump sum makes the group ineligible for CTS, ineligibility may continue beyond the month the lump sum was received. The number of total months of ineligibility is calculated by dividing the group's income by the Assistance Standard for the group size ([5.2 Income Tables](#)).

Note: Federal income tax refunds and tax credits (including advance payments of credits) are completely disregarded as income, regardless of whether they are received regularly or in a lump sum.

3.2.1.1 Child Support

Effective January 1, 2010, disregard all child support, including the assigned and the directly received portions, when determining eligibility for the CTS program. This income is to be disregarded for the gross and net income tests. If child support back payments are received as a lump sum, they are not subject to the lump sum policy. However, unspent child support income is still considered an available asset in the month after it was received.

3.2.1.2 Income Tests

Each group applying for CTS must pass two income tests.

The Gross Income Test compares the gross income to the gross income limit ([5.2 Income Tables](#)). This test looks at gross deemed, earned and unearned income before applying any disregards, including earned income of minors who are students. A CTS

assistance group must first pass the Gross Income Test before proceeding to the Net Income Test.

The Net Income Test compares the income that remains after certain deductions to the Net Income Limit, or Assistance Standard (5.2 Income Tables). Deductions from gross income that are allowed in this test include:

1. \$90 work related expense for each employed/ self employed individual
2. Dependent care deduction of \$200 per month for each child under the age of 2 and \$175 per month for each incapacitated adult and each child age 2 or older
3. Disregard of \$30 or \$30 and 1/3 of earned income (when applicable)
4. Child support paid to someone outside of the assistance group

The Net Income Test includes the income of all minors, regardless of their school status or number of hours of employment, at application for CTS. For employed minors who have received CTS in one of the previous four months, use the following to determine how to count earned income:

1. Do not count the employment income of full-time students, regardless of the number of hours worked per week.
2. Do not count the employment income of part-time students working less than 30 hours per week.
3. Count the employment income, but apply \$90 and \$30 and 1/3 disregards, of any part-time student working 30 hours or more per week.
4. Count the employment income, but apply \$90 and \$30 and 1/3 disregards, of any minor that is not in school.

3.2.2 Assets

With the exception of SSI recipients, the assets of all members of the CTS single assistance group are counted when determining asset eligibility for CTS. The combined assets owned by the assistance group are totaled and counted toward a \$1,000 asset limit. Liquid assets include, but are not limited to, cash and savings, cash value of life insurance policies, U.S. Savings Bonds, proceeds from a loan (if available for living expenses), and equity value of any non-home real property. Some exclusions apply:

1. One irrevocable funeral trust per group member and one burial plot per group member are disregarded.
2. Student loans are disregarded.
3. Irrevocable trusts are exempt assets.
4. Federal income tax refunds, the Child Tax Credit and the Earned Income Tax Credit (EITC) (including advance payments of tax credits) are disregarded in the month of receipt and the following 12 months after receipt.
5. The first \$1,500 equity value of one vehicle is disregarded.

Sometimes assets are owned by more than one person. When this occurs, CTS policy requires that each person be assigned an equal share of ownership.

3.2.3 Divestment

Divestment is the change of legal title or other right of ownership to non-exempt real or personal property, within 2 years of the date of application for CTS, for less than fair market value (minus the cost of the transaction). Divestment may make the group ineligible for CTS for a period of time. Divestment does not occur when property is divided in a divorce action, repossessed, lost due to foreclosure, or when an inheritance is disclaimed.

Anyone who divests within 2 years before the date of application or within 2 years of the date of a CTS eligibility review is presumed to have divested to receive CTS. The person who divests and anyone for whom s/he is legally responsible and for whom CTS is requested are ineligible for CTS.

If the amount divested by a CTS group, plus their other assets, total less than \$1,000, the divestment is not a barrier to eligibility for CTS.

If the amount divested by a CTS group, plus their other assets, total more than \$1,000, the divestment is a barrier to eligibility for CTS until 2 years have passed or the group has expended an amount equal to the divestment. Calculating this expenditure involves comparing the divested amount to the group's incurred medical expenses, plus the Assistance Standard ([5.2 Income Tables](#)) for the family size. Once the group expends enough, the divestment is cured.

3.3 BUENING CASES - SPECIAL RULES FOR TWO PARENT CASES

3.3.1 Two Parent Households (including Non-Marital Co-parents and Married Parents)

In a decision dated and released on September 30, 1996, the U.S. Court of Appeals, District IV, ruled in the case of Buening v. Wisconsin Department of Health and Social Services that special consideration must occur when the income of co-parents is calculated in **AFDC** eligibility determinations. For the sake of simplicity, cases to which this court decision applies are referred to as Buening cases. Since **CTS** eligibility is based on criteria that applied to AFDC eligibility prior to the elimination of AFDC by the federal government in 1997, the Buening decision applies to CTS rules, as well.

Normal Standard Filing Unit (SFU) ([Section 3.1.1](#)) rules require us to count the income and assets of any non-SSI co-parent, his or her child in common with the SSI parent and all of that child in common's full and half siblings in the home, unless the child is also an SSI recipient. The Buening ruling means that the non-SSI co-parent and any children in common may only be included in the SFU if it is determined that these children in common and the non-SSI parent are "needy." To meet the definition of needy, the gross and net income and assets for the non-SSI parent and child(ren) in common have to be at or below the CTS eligibility limits for their smaller group size.

Buening cases occur in two-parent households in which:

- There is a child of the SSI parent who is being tested for CTS
- The SSI parent and the non-SSI co-parent have at least one child in common
- The income or assets of the non-SSI parent and the child (or children) in common causes the child of the SSI parent to be financially ineligible for CTS.

NOTE: The non-SSI co-parent is treated in the same way whether or not he or she is married to the SSI parent.

See [5.4 Illustrations](#), Scenarios 12 and 13 for visual depictions of Buening case configurations.

If the non-SSI parent and child in common are considered needy, the whole group of children along with the non-SSI parent are considered one SFU and must have their income and assets counted together. If the child(ren) in common and the non-SSI parent are not considered needy, the child(ren) in common and their non-SSI parent must be excluded from the CTS SFU, which means their income and assets are not considered when determining financial eligibility for the SSI parent's other child(ren).

Example 1: Mary is on SSI and is requesting CTS for her daughter Jill. Mary also

has a son, Tim. Tim's father, Dan, who is not on SSI, is also in the home. Since Tim's dad is not on SSI, Tim is not eligible for CTS. The CTS SFU originally consists of Jill, Tim and Dan. Dan is getting \$700 of unemployment insurance monthly. The net income limit for an SFU of three is \$647, so the \$700 would make Jill ineligible for CTS. This requires the Buening rules to be applied. To determine if Tim and Dan are needy, their income is tested against the income limit for a group of two. The net income limit for Tim and Dan alone is \$550. Since their income exceeds the limit, Tim is not considered needy. As such, Tim and Dan are excluded from Jill's SFU. Jill has no income and is eligible, so Mary will receive a CTS payment of \$250 for Jill.

Example 2: Same case as above, except Jill is getting Social Security Survivor benefits of \$200 per month and Dan is getting only \$500 in unemployment insurance. Again, the original SFU consists of Jill, Tim and Dan. The net income limit for an SFU of three is \$647, so the combined income of \$700 makes Jill ineligible for CTS. This time when the Buening rule is applied, Dan's income of \$500 is less than the \$550 net income limit for 2. This means Tim and Dan are needy, so Tim and Dan must be included in the SFU, and Dan's income may not be excluded. Jill is not eligible and Mary will receive no CTS payment for Jill.

*This page last updated in Release Number: 21-01
Release Date: 03/29/21
Effective Date: 03/29/21*

4 ADMINISTRATIVE POLICY AND PROCEDURE

4.1 RESERVED

*This page last updated in Release Number: 21-01
Release Date: 03/29/21
Effective Date: 03/29/21*

4.2 RESERVED

4.3 RECOUPMENT OF INCORRECT BENEFITS

Occasionally **CTS** benefits are overpaid. This may happen when an SSI parent was ineligible for CTS because his or her child(ren) was out of the home, the child received SSI for the month in question, the parent's SSI eligibility was retroactively denied by the Social Security Administration, or the parent provided fraudulent information that led to CTS eligibility. Both member and agency errors are subject to recovery as long as they meet the requirements provided below.

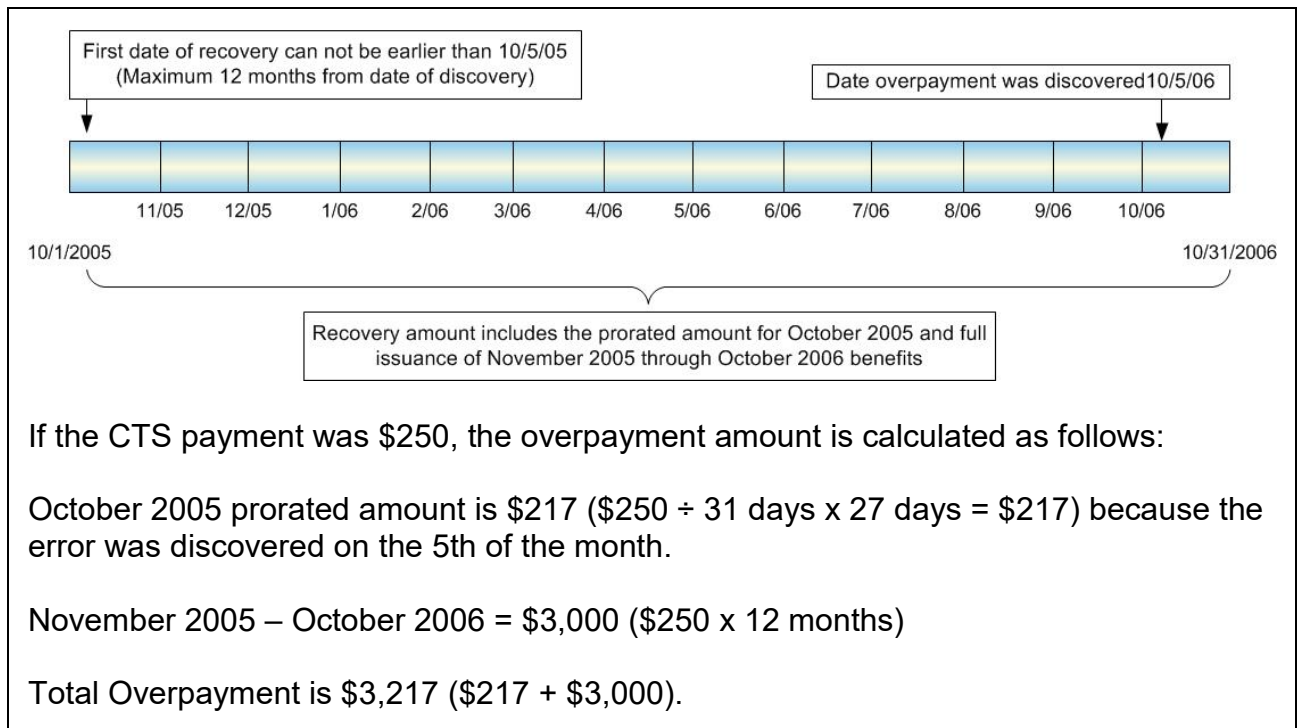
Since CTS benefits are paid as part of the parent's SSI benefit payment, the State SSI program recoups overpaid benefits. CARES and BRITS do not track CTS benefit recovery. However, the local agency worker must determine when an overpayment has occurred. See [PH 9.9.9](#).

Administrative Rules (DHS 2) permit the State SSI program to collect 10 percent of each future SSI payment (which may include CTS benefits) until an overpayment is repaid. SSI parents may repay the entire amount owed in a single payment, or negotiate with the State SSI program for a payment schedule that is higher than 10 percent per month.

Incorrectly paid CTS benefits cannot be recovered for more than 12 months prior to the date of discovery of the incorrect payment. Agencies administering CTS shall ensure that recovery of incorrectly paid CTS benefits extends no more than 12 months back from the date of discovery.

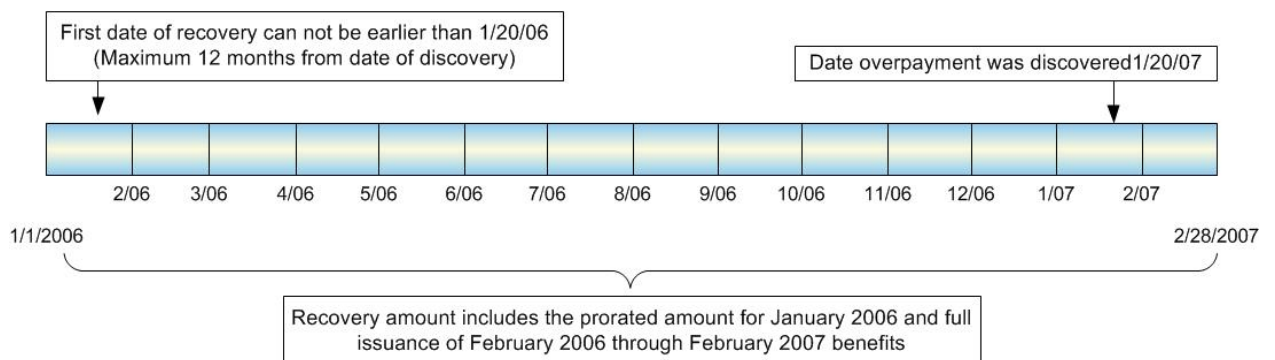
Date of discovery means the actual date, not the month of discovery. Unless the discovery is made on the first of the month, the overpayment amount for the first month will need to be prorated. To prorate the overpayment amount, divide the monthly payment amount by the number of days in that month and round down to the nearest dollar. Then multiply the result by the number of days subject to recovery in that month.

Example 1: A worker discovers on October 5, 2006 that an overpayment of CTS benefit exists because the child, for whom the benefit was being paid, was not living in the home since August 1, 2005. CTS closes effective November 1, 2006. Recovery can only extend back 12 months from date of discovery. In this case only the benefits paid from October 5, 2005 to October 31, 2006 can be recovered.



Example 2: The worker discovers on January 20, 2007 that the recipient's assets exceeded program limits as of January 1, 2005 (CTS closes effective February 28, 2007 following adverse action notice).

Since the discovery date is 1/20/07, the overpayment can only extend back to 1/20/06 (twelve months from the discovery date).



If the CTS payment was \$250, the overpayment is calculated as follows:

January 2006 prorated amount is \$96 ($\$250 \div 31 \text{ days} \times 12 \text{ days} = \96) because the error was discovered on the 20th of the month.

February 2006 – February 2007 ($\$250 \times 13 \text{ months} = \$3,250$)

Total overpayment \$3,346 (\$96 + \$3,250).

CTS overpayments that occur because the worker cannot give proper (timely) notice and close the case by the end of the current month are also recoverable.

Example 3: On December 21, 2006, the worker learns that a child moved out of the home on December 19, 2006 and the case is no longer eligible for CTS. The worker enters the new information into CARES but the CTS eligibility does not end until January 31, 2007.

The benefits paid in January are subject to recovery since the parent was not eligible for them, but they continued until adverse action notice could be provided.

Voluntary repayments of CTS overpayments may be addressed to DHS, State SSI Program, P.O. Box 6680, Madison, WI 53716-0680.

4.4 ELIGIBILITY RENEWAL

Eligibility for **CTS** must be renewed every 12 months. The **IM** agency worker is responsible for this process. CARES automatically identifies when a CTS case needs a renewal and will send a renewal notice to the SSI parent. Renewals may be face-to-face, by phone, or by mail, and the signature of the SSI parent on any renewal documents does not need to be witnessed.

A 12-month certification period is set at application and renewal. When a FoodShare or Health Care renewal is completed, the agency should also collect the asset and school enrollment information needed to consider it a CTS renewal as well.

Every SSI parent is granted one grace month of eligibility before a CTS case will close due to lack of an eligibility renewal.

Example: Susan's renewal is due in October. If her renewal is not completed by Adverse Action her case will not close. If the renewal is not completed by November Adverse Action, her case will close.

4.5 NOTICES

Any SSI parent who applies for **CTS** must be notified about the status of his or her application (approved, denied, or pending the receipt of additional information), in writing, within 30 days of application for benefits. Ten days notice must be given to SSI parents when any action or event occurs that will adversely affect their ongoing CTS benefits. These notices must cite applicable statute, include reason for any **adverse action**, and state the benefit month and amount granted. Notices must also identify the responsible local agency worker, provide contact information, and identify appeal rights and mechanisms.

Generally, the CARES system will electronically produce and mail notices appropriate to each activity (i.e., eligibility, review, verification required, change in benefits). Workers can view these system-generated notices by logging into the CARES system. However, when a worker has undertaken a manual eligibility determination or made a case change for CTS, notices must be created manually also. Manual notices must contain all of the elements required included in CARES system-generated notices.

4.6 RIGHTS AND RESPONSIBILITIES

CTS applicants and recipients are afforded specific rights and assigned specific responsibilities. These numerous right and responsibilities are made known to applicants and recipients at the time of application, review, **adverse action** and notice of overpayment. They are enumerated on the CTS Application ([F-22571](#)).

*This page last updated in Release Number: 09-01
Release Date: 02/23/09
Effective Date: 02/23/09*

4.7 FAIR HEARING

CTS applicants who are denied CTS eligibility and ongoing CTS recipients who are given notice of **adverse action** (benefit reduction, termination or overpayment and recoupment) have a right to a fair hearing regarding the agency action. The right to a fair hearing and hearing procedures are specified in ss. Ch. 227, Administrative Procedure and Review. Customers have up to 45 days after the effective date of an adverse action to appeal a decision.

Requests for hearings should be addressed to:
Department of Administration
Division of Hearings and Appeals
P.O. Box 7875
Madison, Wisconsin 53707-7875.

The [Division of Hearings and Appeals \(DHA\)](#) will arrange for a hearing examiner to hear the appeal at the **IM** agency office or by phone. Notice of the place and time for the hearing and the hearing decision will be sent to the SSI parent, his or her representative, the IM agency, and the SSI program. In some instances, when the recipient requests a hearing before the effective date of the adverse action, the DHA will order continuation of CTS benefits pending the outcome of a hearing. When this occurs, the IM agency worker is responsible for assuring that benefits continue. When benefits have continued and the decision of the hearing examiner is not in the SSI parent's favor, the parent is responsible for repaying any benefits for which he or she was not entitled.

4.8 AUTHORIZED REPRESENTATIVES

Applicants or members can appoint either an individual or an organization as an authorized representative. An authorized representative can be appointed by completion of one of the following paper forms:

- Appoint, Change, or Remove an Authorized Representative: Person, [F-10126A](#)
- Appoint, Change, or Remove an Authorized Representative: Organization, [F-10126B](#)

If an applicant or member is represented by a legal guardian of the person and the estate, legal guardian of the estate, legal guardian in general, or conservator, the legal guardian or conservator must appoint the authorized representative. If the applicant or member only has a legal guardian of the person, the applicant or member must appoint the legal guardian of the person as an authorized representative if the applicant or member would like the legal guardian of the person to act on his or her behalf. If the applicant or member has a power of attorney, the applicant or member can still appoint an authorized representative.

A valid authorized representative appointment requires all contact information of the authorized representative and the signatures of the applicant or member, the authorized representative, and a witness. If the applicant or member is signing with an "X," a valid appointment requires a witness signature. If any of the required signatures are missing, the following three conditions apply:

- The authorized representative appointment is not valid.
- This authorized representative cannot take action on behalf of the applicant or member.
- The agency cannot disclose information about the case to the invalid authorized representative.

There can be only one authorized representative at a time on a case. There is no time limit on how long a person or organization can act as authorized representative. The appointment of the authorized representative is valid until the applicant or member notifies the agency of a change or removal in writing. Once appointed, the authorized representative has ability to act for all open programs on the case.

Organizations acting as authorized representatives must provide the name and contact information of a person from the organization. Once the organization has been appointed as the authorized representative, anyone from the organization will be able to take action on behalf of the applicant or member (not just the person who signed the form on behalf of the organization). If an organization is only changing the contact person for the organization, the member is not required to complete a new Appoint,

Change or Remove Authorized Representative form if the organization is going to remain as the authorized representative.

The authorized representative should be familiar with the applicant or member's household situation and is expected to fulfill their responsibilities to the same extent as the individual being represented. An authorized representative is limited to doing any or all of the following on behalf of the applicant or member:

- Apply for or renew benefits
- Report changes in the applicant's or member's circumstances or demographic information
- Receive copies of the applicant's or member's notices and other communications from the agency
- Work with the IM agency on any benefit- related matters
- File grievances or appeals regarding the applicant's or member's eligibility

To change an authorized representative, the member must complete and submit the Appoint, Change, or Remove an Authorized Representative form (Person F-10126A or (Organization F-10126B) to his or her IM agency.

To remove an authorized representative, the member needs to let the agency know of the removal in writing. For example, by completing Section One of the Appoint, Change, or Remove an Authorized Representative form or submitting a signed letter indicating the removal. The member does not need to gather additional signatures from the authorized representative or a witness to complete the removal of an authorized representative. Authorized representatives can also request in writing (for example, a signed statement) to be removed if they no longer want to act as the authorized representative. If an authorized representative is requesting to be removed, a signed statement is not needed by the member. An authorized representative designation is valid on a case until a written and signed request is received for removal.

5 APPENDIX

5.1 STATE STATUTES AND ADMINISTRATIVE CODE

State Statutes:

- See 49.77 State Supplemental Payments and
- 49.775 Payments for the support of children of supplemental security income recipients

DHS Administrative Rule

*This page last updated in Release Number: 10-01
Release Date: 06/09/10
Effective Date: 06/09/10*

5.2 INCOME TABLES

5.2.1 CTS Gross Income Limits

Group Size	Area I	Area II
1	\$576	\$557
2	\$1,018	\$987
3	\$1,197	\$1,159
4	\$1,429	\$1,386
5	\$1,640	\$1,593
6	\$1,773	\$1,719
7	\$1,919	\$1,863
8	\$2,034	\$1,976
9	\$2,130	\$2,067
10	\$2,182	\$2,115
11	\$2,228	\$2,161
12	\$2,274	\$2,208

Add \$25 per person for groups larger than 12.

5.2.2 CTS Gross Income and Pregnancy Allowance

Group Size	Area I	Area II
1	\$707	\$689
2	\$1,149	\$1,118
3	\$1,329	\$1,290
4	\$1,560	\$1,517
5	\$1,771	\$1,725
6	\$1,904	\$1,850
7	\$2,050	\$1,995
8	\$2,165	\$2,108
9	\$2,261	\$2,198
10	\$2,313	\$2,246
11	\$2,359	\$2,293
12	\$2,405	\$2,339

Add \$71 for each additional pregnant woman in the group.
Add \$25 per person for groups larger than 12

5.2.3 Counties by Area

Area I Counties (all other counties are Area II)

Brown Dane Dodge Dunn Eau Claire Fond du Lac Kenosha	La Crosse Marathon Manitowoc Milwaukee Oneida Tribe Outagamie Ozaukee	Racine Rock St. Croix Sheboygan Washington Waukesha Winnebago	Winnebago Tribe (if residing on tax-free land in La Crosse or Marathon Counties.)
--	---	---	---

5.2.4 CTS Assistance Standard (Net Income Limits)

Group Size	Area I	Area II
1	\$311	\$301
2	\$550	\$533
3	\$647	\$626
4	\$772	\$749
5	\$886	\$861
6	\$958	\$929
7	\$1,037	\$1,007
8	\$1,099	\$1,068
9	\$1,151	\$1,117
10	\$1,179	\$1,143
11	\$1,204	\$1,168
12	\$1,229	\$1,193

5.2.5 CTS Assistance Standard and Pregnancy Allowance

Group Size	Area I	Area II
1	\$382	\$372
2	\$621	\$604
3	\$718	\$697
4	\$843	\$820
5	\$957	\$932
6	\$1,029	\$1,000
7	\$1,108	\$1,078
8	\$1,170	\$1,139
9	\$1,222	\$1,188
10	\$1,250	\$1,214
11	\$1,275	\$1,239
12	\$1,300	\$1,264

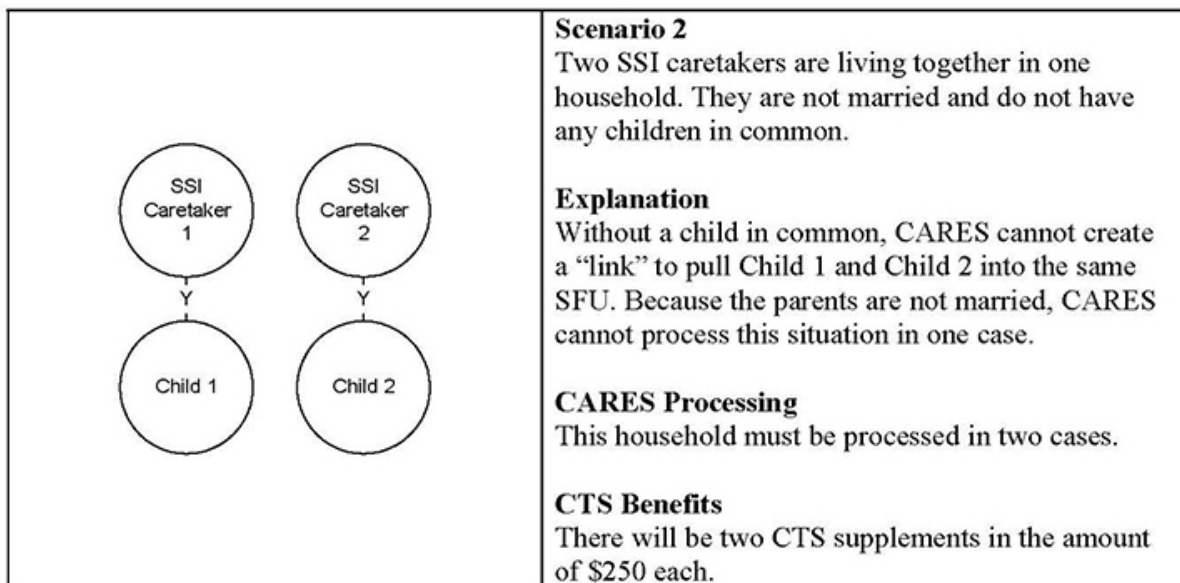
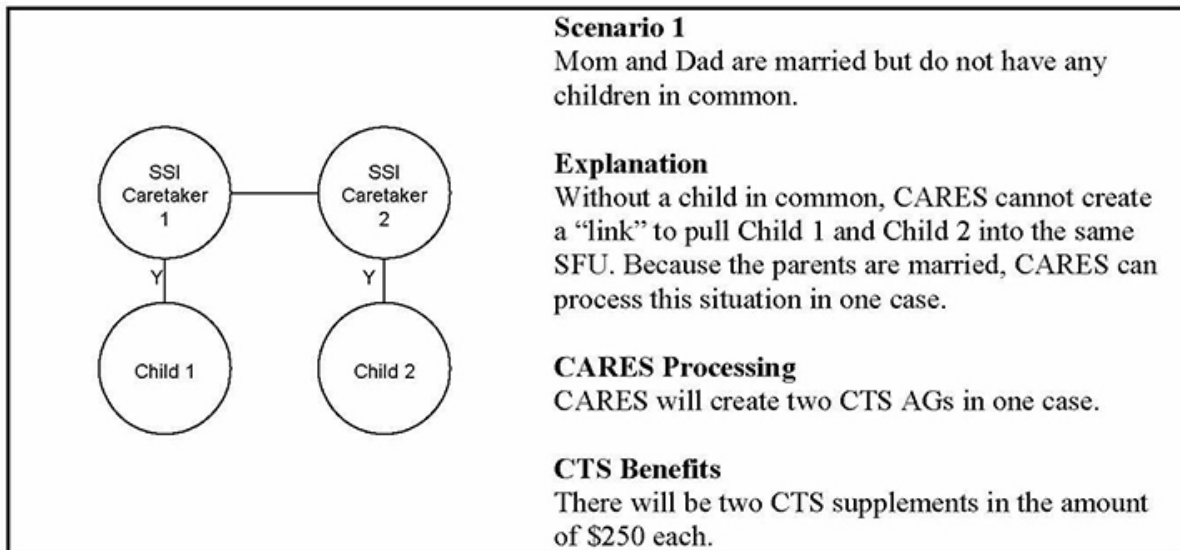
*This page last updated in Release Number: 09-01
Release Date: 02/23/09
Effective Date: 02/23/09*

5.3 FORMS AND PUBLICATIONS

- [Information about Caretaker Supplement](#) (PDF, 7 KB) (P-23110)
- [Caretaker Supplement Instructions for Application](#) (PDF, 25 KB) (F-22571A)
- [Caretaker Supplement Application](#) (PDF, 20 KB) (F-22571)

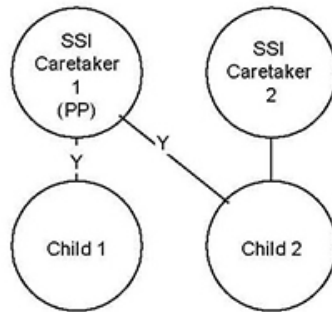
5.4 ILLUSTRATIONS

5.4.1 Scenarios



Scenario 3

The parents in this household are not married. They have at least one child in common. One of the parents has his/her own child(ren).

**Explanation**

The oldest child in common is the target child. The child in common provides a link for his/her siblings to be pulled in to the SFU.

CARES Processing

Parents should be coded on ANHR as caring for all of their children. Because Caretaker 1 is the parent for both Child 1 and Child 2, that parent is coded as caring for both children on ANHR.

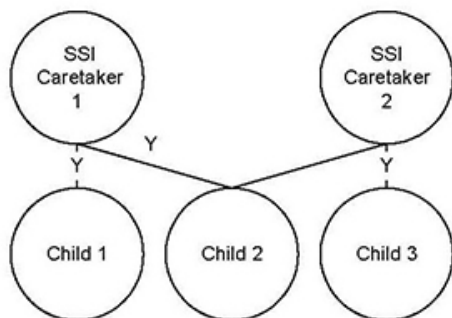
This will produce one AG in CARES.

CTS Benefits

The CTS supplement will be \$400, paid to Caretaker 1.

Scenario 4

The parents in this household are not married. They have at least one child in common and each has his/her own child(ren).

**Explanation**

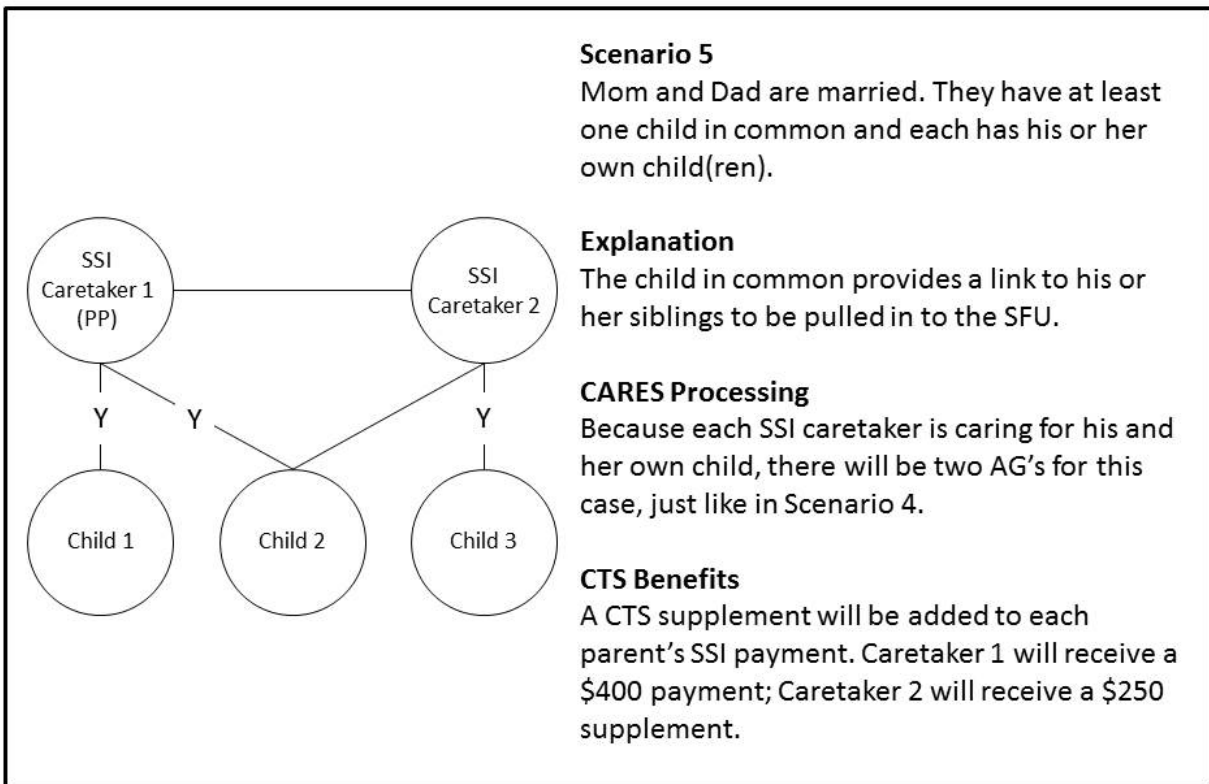
The child in common provides a link to his/her siblings to be pulled in to the SFU.

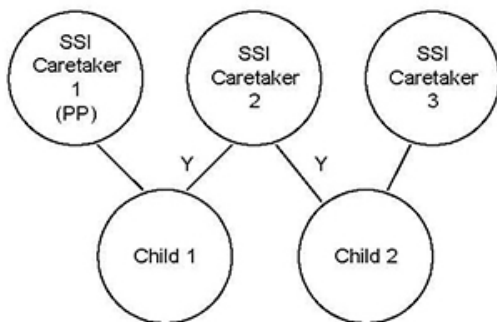
CARES Processing

Because everyone is pulled into one SFU, this scenario will be processed in one AG. Because Caretaker 1 has no qualifying relationship to care for Child 3, Child 3 cannot be included in his/her CTS supplemental payment.

CTS Benefits

A CTS Supplement will be added to each parent's state SSI payment. Caretaker 1 will receive a \$400 payment; Caretaker 2 will receive a \$250 supplement.





Scenario 6

There are more than 2 parents in the household, all of which have children, and more than one in common with another parent.

Explanation

In this scenario, the target child will be the oldest child in common and will pull in all of his/her siblings. Pulling in those siblings will also pull in their parents.

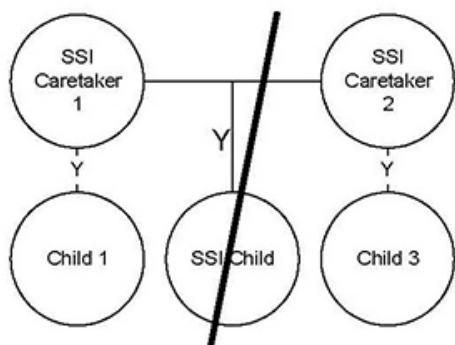
CARES Processing

This particular scenario will be one SFU and one AG (everyone is pulled into the group.)

In this scenario, it is important to analyze which parent has the most children in the household; who is the primary caretaker of the majority of the children. That parent (in this diagram, Caretaker 2) should be coded as caring for all of his/her children on ANHR.

CTS Benefits

This case will be paid one CTS supplement to Caretaker 2 in the amount of \$400.



Scenario 7

Mom and Dad are married. They have a child in common and a child(ren) of their own. The only child in common is an SSI recipient.

Explanation

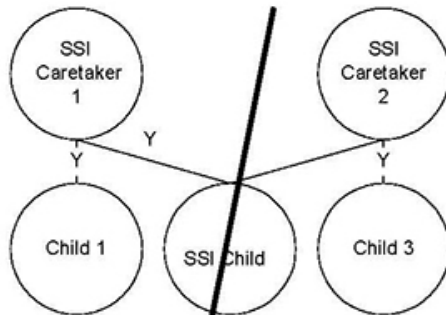
The SSI child breaks the link between Child 1 and Child 3. No relationship exists between Child 1 and Child 3 (they are not full or half siblings) to pull the children into one SFU.

CARES Processing

Because the parents are married, this scenario can be processed in one case, 2 AGs.

CTS Benefits

This case will receive two CTS payments of \$250 each.



Scenario 8

Mom and Dad are not married. They have a child in common and a child(ren) of their own. The only child in common is an SSI recipient.

Explanation

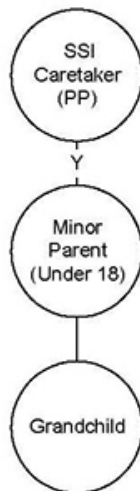
The SSI child breaks the link between Child 1 and Child 3. No relationship exists between Child 1 and Child 3 (they are not full or half siblings) to pull the children into one SFU.

CARES Processing

Because the parents are not married, this scenario cannot be processed in one case. It must be processed in two separate cases.

CTS Benefits

Each case will receive one CTS payment of \$250.



Scenario 9

Three-generation case. Grandma is receiving SSI; the minor parent is not. Grandma is requesting CTS.

Explanation

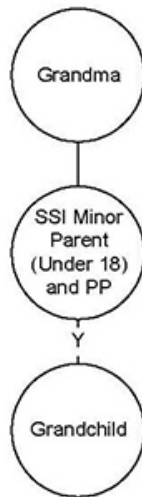
The minor parent is the target child, the grandchild is not pulled into the SFU.

CARES Processing

Grandma should be coded as caring for the minor parent. Even if she's coded as caring for the grandchild, the grandchild will not be pulled into the CTS SFU. Grandma cannot receive CTS for her grandchild.

CTS Benefits

The CTS benefit will be added to Grandma's SSI state check in the amount of \$250.



Scenario 10

Three-generation case. Grandma is not receiving SSI; the minor parent is. The minor parent is requesting CTS.

Explanation

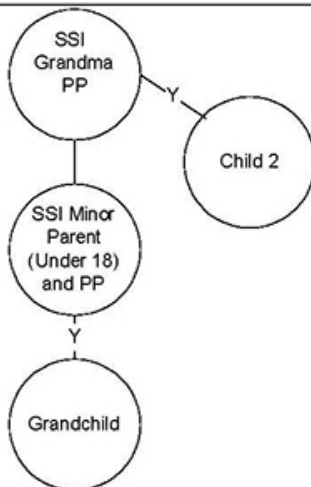
The grandchild is the target child. The minor parent and grandchild will comprise the SFU.

CARES Processing

The minor parent must be coded as caring for the grandchild.

CTS Benefits

The CTS benefit will be added to the minor parent's SSI state check in the amount of \$250.



Scenario 11

Three-generation case. Both Grandma and the SSI child are receiving SSI.

Explanation

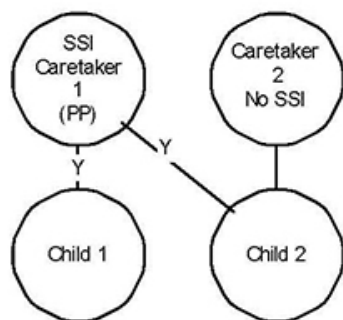
The SSI minor parent cannot be pulled into Grandma's SFU. The household cannot be processed in one case. It must be two separate cases.

CARES Processing

Grandma should be coded as caring for her non-SSI child in her case. The minor parent should be coded as caring for his/her child in his/her case.

CTS Benefits

Each case will be paid a CTS benefit of \$250.



Scenario 12

The parents in this household are not married. They have at least one child in common. One of the parents has his/her own child(ren).

Explanation

The oldest child in common is the target child. The child in common provides a link for his/her siblings to be pulled in to the SFU.

CARES Processing

Parents should be coded on ANHR as caring for all of their children. Because Caretaker 1 is the parent for both Child 1 and Child 2, that parent is coded as caring for both children on ANHR. This will produce one AG in CARES.

CTS Benefits

The CTS supplement will be \$250, paid to Caretaker 1. (Child 2 is ineligible because only one of his/her parents is an SSI recipient.)

Buening Implications

This case has the potential of becoming a Buening case. If the group fails the CTS eligibility test for financial reasons, the worker must determine whether Child 2 is "needy." If Child 2 is needy, the group should be confirmed as ineligible for CTS.

If Child 2 is not needy, the worker must change the request on ACPA to "N" for both Child 2 and SSI Caretaker 2 and retest the group for CTS eligibility.

Scenario 13

The parents in this household are married. They have one child in common. The mom has two of her own children under age 18. None of the children have any income of their own.

Explanation

All 3 dependent children of the SSI Mom and the Non-SSI Dad of Child 3, are initially included in the Standard Filing Unit (SFU). The income and assets of all 4 members of the SFU are used to determine financial eligibility for CTS.

Buening Implications

This household may also end up as a Buening case. If the assets are over the limit or the income for the SFU exceeds the gross or net income limit for the group of 4, the worker must determine whether Dad and Child 3 are “needy”. If the Dad’s and Child 3’s income exceeds the gross or net income limit for Dad and Child 3, Child 3 is not needy and should be excluded along with his/her Dad from the SFU.

CTS Benefits

If it is determined to be a Buening case and Child 3 is not considered needy, Child 3 and Dad should be excluded from the SFU. If the income and assets of Child 1 & 2 are at or below the limits for an SFU group of 2, they will be eligible for a CTS supplement of \$400, paid to the SSI Mom. Child 3 is ineligible because only one of his/her parents is an SSI recipient.

