

---

# Wisconsin Deaths

## 2003

October 2004

---

*Bureau of Health Information and Policy  
Division of Public Health  
Wisconsin Department of Health and Family Services*

## Foreword

This report, *Wisconsin Deaths, 2003*, presents key information about deaths of Wisconsin residents that occurred in 2003 and previous years. Information is included on the number and rate of deaths overall and by age, sex and cause. *Wisconsin Deaths* has been published annually since the 1995 data year, and replaced the earlier report series *Vital Statistics* (data years 1984-1994), *Public Health Statistics* (1952-1983), and *Annual Report of Morbidity and Mortality* (1948-1951).

The source of data for this report is death certificates filed with the State Registrar, Vital Records Section, Bureau of Health Information and Policy (BHIP), Division of Public Health, Department of Health and Family Services.

The Bureau of Health Information and Policy is a new bureau in the Division of Public Health. It comprises the former Bureau of Health Information (which was part of the Division of Health Care Financing) and selected policy staff from the Division of Public Health.

The Bureau of Health Information and Policy would like to recognize the following: local Register of Deeds offices and the Milwaukee and West Allis city health offices (for registering deaths), coroners and medical examiners (for certifying causes of death), hospitals and physicians (for certifying deaths), and funeral directors (for filing death certificates). We would also like to acknowledge and thank other states and countries for submitting data on deaths of Wisconsin residents that occurred there.

The Department of Health and Family Services produced this publication. Staff of the Vital Records Registration and Statistics Unit, Bureau of Health Information and Policy, collected and compiled the death records. Joyce Knapton prepared the report and wrote the narrative. Patricia Nametz edited the report. Draft review and comments were provided by Patricia Guhleman and Karl Pearson in the Bureau of Health Information and Policy. The report was prepared under the supervision of Jane Kraus, Supervisor, Registration and Statistics Unit, and John Kiesow, State Registrar, Vital Records Section; and the overall direction of Susan Wood, Director, Bureau of Health Information and Policy.

Death, birth, hospitalization and other health-related statistical information for Wisconsin is also available through the Internet on the Department of Health and Family Services Web site, at <https://www.dhs.wisconsin.gov/stats/index.htm>.

Comments, suggestions and requests for additional data may be addressed to:

Joyce Knapton  
Bureau of Health Information and Policy  
Division of Public Health  
Department of Health and Family Services  
P.O. Box 309  
Madison, WI 53701-0309  
Telephone: (608) 267-7815  
E-mail: [knaptj@dhfs.state.wi.us](mailto:knaptj@dhfs.state.wi.us)

**Suggested citation:**

Wisconsin Department of Health and Family Services, Division of Public Health, Bureau of Health Information and Policy. *Wisconsin Deaths, 2003* (PPH 5368-03). October 2004.

## Table of Contents

<b>Foreword</b> .....	ii
<b>Introduction</b> .....	1
<b>Key Findings</b> .....	2
<b>Deaths and Death Rates</b>	
Table 1. Deaths and Death Rates, Wisconsin and U.S., Selected Years .....	3
Table 2. Deaths and Death Rates by Age and Sex, 2003 .....	4
Table 3. Population, Deaths and Death Rates by Region of Residence, 2003 .....	5
Table 4. Deaths by County of Residence, 1994-2003 .....	6
Table 5. Deaths by County of Residence and Selected Minor Civil Divisions, 2003 .....	8
Table 6. Deaths by County of Residence and Occurrence, 2003 .....	12
Table 7. Deaths by Disposition of Body, 1994-2003 .....	13
Table 8. Autopsies Performed by Age of Decedent, Selected Years, 1980-2003 .....	14
Table 9. Deaths by Injury at Work by Age, Sex, Race and Hispanic Origin, 2003 .....	15
Map 1. Number of Infant Deaths by County of Residence, 2003 .....	16
Figure 1. Death Rates from Diseases of the Heart by Selected Age Groups and Sex, 2003 .....	17
Figure 2. Death Rates from Malignant Neoplasms (Cancer) by Selected Age Groups and Sex, 2003 .....	18
Figure 3. Death Rates from Cerebrovascular Diseases (Stroke) by Selected Age Groups and Sex, 2003 .....	19
<b>Cause of Death</b>	
Table 10. Summary Categories of Cause of Death, 2003 .....	20
Table 11. Leading Underlying Causes of Death by Age, 2002 and 2003 .....	21
Table 12. Leading Underlying Causes of Death for Males, by Age, 2002 and 2003 .....	24
Table 13. Leading Underlying Causes of Death for Females, by Age, 2002 and 2003 .....	27
Table 14. Deaths by Underlying Cause of Death, Age and Sex, 2003 .....	30
Table 15. Deaths by Underlying Cause of Death, Race and Sex, 2003 .....	36
Table 16. Deaths by Underlying Cause of Death, Hispanic Origin and Sex, 2003 .....	38
Table 17. Leading Underlying Causes of Death by Race, 2002 and 2003 .....	39
Table 18. Leading Underlying Causes of Death for Males by Race, 2002 and 2003 .....	41
Table 19. Leading Underlying Causes of Death for Females by Race, 2002 and 2003 .....	43
Table 20. Deaths by Underlying Cause of Death and County of Residence, 2003 .....	45
Table 21. Deaths by Leading Specific Underlying Cause, 2003 .....	52
<b>Technical Notes</b>	
Reporting Requirements .....	76
International Classification of Disease (ICD-10) Groupings .....	77
Map 2. Department of Health and Family Services Regions .....	82
Table A1. Wisconsin Population Estimates by Age and Sex, July 1, 2003 .....	83
Table A2. Wisconsin Population Estimates by Age and Sex, July 1, 2002 .....	84
Table A3. Wisconsin Population Estimates by Race, Ethnicity and Sex, July 1, 2003 .....	85
Table A4. Wisconsin Life Expectancy by Sex and Age Group, 2000-2002 .....	86

## Introduction

All tables and figures in this report present Wisconsin resident data (deaths of Wisconsin residents). This means that deaths have been assigned to the area where the person lived (usually legal residence), regardless of where the death occurred. Most of the deaths reported in this publication occurred in Wisconsin, although the Bureau of Health Information and Policy receives death certificates of Wisconsin residents from other states and countries as well. (Reports of deaths that occurred outside Wisconsin are thought to be substantially complete.)

Chapter 69, Wisconsin Statutes, authorizes the Department of Health and Family Services to supervise and direct the collection of vital statistics death data. This statute also indicates how local registrars are to collect and file certificates for deaths that occur in their jurisdictions.

Beginning with 1999 data, causes of death have been coded using the International Classification of Diseases, Tenth Revision (ICD-10). ICD-10 replaces the ICD-9 that was used to code death data for the years 1979-1998. ICD-10 is a classification system that was developed collaboratively by the World Health Organization (WHO) and 10 international centers to reflect advances in medical science and changes in diagnostic terminology, and to promote international comparability in the presentation of mortality statistics.

A comparability table has been prepared to assist the reader in comparing numbers of deaths by cause between 1999 (and subsequent years) and the years before 1999. The table is available through the Internet on the Department of Health and Family Services Web site at: <https://www.dhs.wisconsin.gov/stats/deaths/index.htm>.

---

## Key Findings

- In 2003, there were 46,040 deaths of Wisconsin residents, 853 fewer than in 2002.
- In 2003, the Wisconsin death rate (deaths per 1,000 population) was 8.4, slightly lower than rates in the recent past.
- The Wisconsin death rate has been similar to the United States death rate every year since 1945.
- Age-specific death rates for males generally exceed death rates for females. However, among persons aged 80 and older, the number of female deaths is greater than the number of male deaths (even though male death rates remain generally higher). This is because many more females than males live past the age of 80.
- As a percent of total deaths, cremations increased by 12 percentage points over the past decade (from 19 percent to 31 percent). Burials decreased (from 72 percent to 60 percent).
- In 2003, an autopsy was performed in just 8 percent of deaths, compared with 14 percent in 1980.
- The percentage of deaths with an autopsy decreased in most age groups from 1980 to 2003.
- In 2003, a total of 77 deaths were reported on death certificates as due to injuries at work. This was similar to the number reported for 2002 (73).
- As in 2002, the three leading underlying causes of death in 2003 were diseases of the heart, malignant neoplasms (cancer) and cerebrovascular diseases (stroke). These three causes of death accounted for 57 percent of total deaths among Wisconsin residents.
- Accidents were the leading underlying cause of death among males ages 1-14, 15-24 and 25-44.
- Accidents were the leading underlying cause of death among females ages 1-14 and 15-24. Cancer was the leading cause of death among women ages 25-74.
- Diseases of the heart and cancer were the two leading underlying causes of death in each race group. In 2003, diseases of the heart accounted for 20 percent of deaths among African Americans, 27 percent of deaths among whites, 24 percent of deaths among American Indians and 19 percent of deaths among Asians. Cancer accounted for 22 percent of deaths among African Americans, 23 percent of deaths among whites, 16 percent of deaths among American Indians and 20 percent of deaths among Asians.
- Accidents accounted for 15 percent of deaths among American Indian males, 7 percent of deaths among Asian males, 6 percent of deaths among white males, and 7 percent of deaths among African American males.
- Among females in each race group, diseases of the heart and malignant neoplasms (cancer) were the two leading underlying causes of death in 2003.

**Table 1. Deaths and Death Rates, Wisconsin and United States, Selected Years, 1910-2003**

Year	Number of Wisconsin Deaths	Wisconsin Death Rate	U.S. Death Rate
1910	28,213	12.1	14.7
1915	26,676	10.7	13.5
1920	29,859	11.3	13.0
1925	29,380	10.5	11.8
1930	30,488	10.4	11.3
1935	30,404	10.0	10.9
1940	31,457	10.0	10.8
1945	31,776	10.7	10.6
1950	33,573	9.7	9.6
1955	35,250	9.6	9.3
1960	38,121	9.6	9.5
1965	40,146	9.5	9.4
1970	40,820	9.2	9.5
1975	39,916	8.8	8.9
1980	40,801	8.7	8.8
1985	41,434	8.7	8.7
1990	42,655	8.7	8.6
1995	45,037	8.8	8.8
2000	46,405	8.7	8.7
2001	46,537	8.6	8.5
2002	46,893	8.6	8.4
2003	46,040	8.4	8.3

Source: Wisconsin data are from the Bureau of Health Information and Policy, Division of Public Health, Department of Health and Family Services. U.S. death rates through 1995 are final data from the *Monthly Vital Statistics Reports* of the National Center for Health Statistics; this report is now titled *National Vital Statistics Reports*. The U.S. death rates for 2000 and 2001 are final data from the *National Vital Statistics Reports*. The U.S. death rate for 2002 was taken from *National Vital Statistics Reports*, “Deaths: Preliminary Data for 2002,” Volume 52, No. 13, February 11, 2004. The U.S. death rate for 2003 was taken from *National Vital Statistics Reports*, “Births, Marriages, Divorces, and Deaths: Provisional Data for 2003,” Volume 52, No. 22, June 10, 2004.

Note: Rates shown here are deaths per 1,000 population.

- In 2003, there were 46,040 deaths of Wisconsin residents, 853 fewer than in 2002.
- In 2003, the Wisconsin death rate (deaths per 1,000 population) was 8.4, slightly lower than rates in the recent past.
- The Wisconsin death rate has been similar to the United States death rate every year since 1945.

**Table 2. Deaths and Death Rates by Age and Sex, Wisconsin 2003**

Age Group	Total		Male		Female	
	Number of Deaths	Death Rate	Number of Deaths	Death Rate	Number of Deaths	Death Rate
<b>All Ages</b>	<b>46,040</b>	<b>837.3</b>	<b>22,495</b>	<b>826.9</b>	<b>23,544</b>	<b>847.5</b>
Under 1	454	648.6	246	688.9	207	603.7
1-4	85	31.4	46	33.1	39	29.6
5-9	52	14.6	28	15.4	24	13.8
10-14	74	18.6	46	22.5	28	14.4
15-19	284	69.4	196	93.5	88	44.0
20-24	343	84.8	277	134.3	66	33.3
25-29	280	83.4	209	121.0	71	43.6
30-34	321	90.7	220	122.2	101	58.1
35-39	500	125.2	317	157.8	183	92.2
40-44	805	177.9	503	222.1	302	133.6
45-49	1,219	282.9	762	352.1	457	213.2
50-54	1,528	406.0	957	504.9	571	305.7
55-59	1,955	656.2	1,186	801.6	769	512.8
60-64	2,266	992.2	1,345	1,213.8	921	783.4
65-69	2,922	1,587.0	1,721	1,975.0	1,201	1,238.4
70-74	4,207	2,524.3	2,384	3,148.4	1,823	2,004.4
75-79	5,975	4,046.7	3,252	5,161.9	2,723	3,216.8
80-84	7,311	6,639.7	3,544	8,585.3	3,767	5,472.9
85-89	7,500	10,661.0	3,068	13,462.0	4,432	9,318.8
90-94	5,315	18,461.3	1,646	21,601.0	3,669	17,331.1
95 +	2,644	34,248.7	542	32,650.6	2,102	34,686.5

Source: Bureau of Health Information and Policy, Division of Public Health, Department of Health and Family Services. For the population data used to calculate rates, see Technical Notes, page 83.

Notes: Rates by age and sex are deaths per 100,000 population in that age group or age/sex group. The total includes one death for which sex was unknown.

- Age-specific death rates generally increase with age, except that the death rate for infants (under age one) is higher than that for children in other age groups.
- Age-specific death rates for males generally exceed death rates for females. However, among persons aged 80 and older, the number of female deaths is greater than the number of male deaths (even though male death rates remain generally higher). This is because many more females than males live past the age of 80.

**Table 3. Population, Deaths and Death Rates by Region of Residence, Wisconsin 2003**

<b>DHFS Regions</b>	<b>Population</b>	<b>Number of Deaths</b>	<b>Death Rate</b>
<b>State Total</b>	<b>5,498,350</b>	<b>46,040</b>	<b>837.3</b>
Northeastern	1,192,160	10,058	843.7
Northern	489,970	4,295	876.6
Southeastern	2,039,650	17,035	835.2
Southern	1,037,220	8,232	793.7
Western	739,360	6,420	868.3

Source: Bureau of Health Information and Policy, Division of Public Health, Department of Health and Family Services.

Notes: Population numbers may not sum to total due to rounding. Rates shown here are deaths per 100,000 population. For a map of the Department of Health and Family Services Regions, see Technical Notes, page 82. Effective with 2003 data, Vernon County is now included in the Southern Region instead of the Western Region.

- In 2003, death rates ranged from a low of 793.7 per 100,000 population in the Department of Health and Family Services' Southern region to a high of 876.6 in the Northern region. Differences in the death rate by region reflect many factors, including the region's population age structure.



## Deaths and Death Rates

**Table 4. Deaths by County of Residence, Wisconsin 1994–2003**

	1994	1995	1996	1997	1998	1999	2000	2001	2002	2003
<b>State Total</b>	<b>44,420</b>	<b>45,037</b>	<b>45,107</b>	<b>44,860</b>	<b>45,890</b>	<b>46,571</b>	<b>46,405</b>	<b>46,537</b>	<b>46,893</b>	<b>46,040</b>
Adams	200	185	180	183	198	210	226	249	218	239
Ashland	206	218	179	193	185	188	206	201	210	191
Barron	416	450	472	444	507	481	442	475	505	474
Bayfield	182	152	146	162	168	154	153	165	157	127
Brown	1,560	1,482	1,507	1,472	1,630	1,575	1,591	1,598	1,573	1,565
Buffalo	134	121	132	159	141	159	123	131	130	145
Burnett	180	179	192	170	192	186	183	195	212	193
Calumet	244	235	232	231	259	266	252	242	246	235
Chippewa	538	534	495	499	548	553	533	521	534	497
Clark	322	323	341	318	324	303	307	300	352	348
Columbia	490	532	505	494	501	550	508	551	519	485
Crawford	202	178	180	172	161	201	178	175	176	175
Dane	2,371	2,397	2,475	2,437	2,535	2,580	2,512	2,663	2,677	2,657
Dodge	777	810	764	797	819	834	848	855	895	919
Door	319	311	292	305	338	322	315	316	316	290
Douglas	456	455	521	499	483	495	454	410	454	450
Dunn	257	289	250	243	281	296	280	258	298	262
Eau Claire	737	664	693	658	665	692	639	736	703	687
Florence	60	66	50	46	56	49	63	53	48	53
Fond du Lac	835	867	880	785	907	898	908	940	877	866
Forest	110	109	119	108	114	116	131	104	102	109
Grant	482	465	478	483	445	505	495	525	465	496
Green	322	316	326	308	299	328	322	318	340	324
Green Lake	214	248	226	246	231	241	243	227	255	246
Iowa	206	191	170	182	196	195	195	213	191	189
Iron	97	87	111	101	94	77	84	86	87	92
Jackson	185	187	177	178	189	186	219	204	191	212
Jefferson	594	579	597	603	592	612	608	569	569	620
Juneau	250	271	277	263	265	298	264	275	262	311
Kenosha	1,128	1,229	1,132	1,125	1,237	1,159	1,222	1,228	1,249	1,266
Kewaunee	184	193	187	172	178	196	189	203	185	171
La Crosse	878	869	916	887	905	923	888	950	889	875
Lafayette	170	147	151	167	173	158	144	122	147	156
Langlade	218	252	205	228	217	227	220	238	244	236
Lincoln	289	298	312	298	320	324	333	314	346	294
Manitowoc	845	819	848	813	827	860	852	818	823	751

(continued)

## Deaths and Death Rates

**Table 4. Deaths by County of Residence, Wisconsin 1994–2003**

	1994	1995	1996	1997	1998	1999	2000	2001	2002	2003
Marathon	905	907	869	875	920	951	924	974	990	946
Marinette	477	478	492	501	509	534	470	530	502	524
Marquette	151	141	189	152	176	161	174	180	166	169
Menominee	25	45	43	35	48	43	36	40	29	34
Milwaukee	9,164	9,200	9,109	8,833	8,812	9,018	9,063	8,855	9,022	8,614
Monroe	394	383	385	354	408	391	414	376	433	415
Oconto	357	331	308	325	335	353	357	347	315	329
Oneida	389	375	410	387	372	422	431	360	401	355
Outagamie	1,020	1,026	1,103	1,196	1,142	1,141	1,109	1,083	1,123	1,147
Ozaukee	530	541	589	565	587	575	583	615	568	620
Pepin	102	72	87	87	76	80	73	70	88	90
Pierce	220	235	239	242	224	251	244	208	251	228
Polk	358	380	384	398	416	371	376	396	417	419
Portage	463	438	476	468	431	475	404	452	463	417
Price	208	198	184	207	216	198	207	191	186	202
Racine	1,463	1,534	1,600	1,550	1,529	1,593	1,616	1,605	1,489	1,492
Richland	185	200	179	201	169	157	185	182	197	180
Rock	1,215	1,268	1,287	1,371	1,327	1,282	1,335	1,336	1,296	1,308
Rusk	173	183	182	175	174	169	168	212	179	170
St. Croix	339	438	394	453	445	453	444	424	484	464
Sauk	507	484	470	455	534	487	485	545	509	507
Sawyer	204	194	202	169	184	190	183	212	207	189
Shawano	430	444	471	421	424	452	476	431	457	445
Sheboygan	949	957	962	997	1,107	1,018	1,083	1,008	1,092	992
Taylor	181	191	169	198	223	175	176	192	202	172
Trempealeau	309	338	305	290	285	291	298	321	284	318
Vernon	290	311	317	322	312	298	330	335	309	286
Vilas	281	254	258	264	269	263	251	264	260	240
Walworth	696	710	724	747	799	840	826	787	815	788
Washburn	162	194	185	197	182	198	198	187	180	173
Washington	715	687	761	746	769	810	795	827	851	892
Waukesha	2,184	2,316	2,276	2,446	2,529	2,620	2,795	2,665	2,833	2,743
Waupaca	602	658	643	617	651	698	634	684	624	711
Waushara	236	242	227	232	233	269	243	282	250	268
Winnebago	1,194	1,271	1,207	1,259	1,219	1,253	1,194	1,270	1,280	1,315
Wood	684	704	703	690	674	694	695	663	696	672

Source: Bureau of Health Information and Policy, Division of Public Health, Department of Health and Family Services.

## Deaths and Death Rates

**Table 5. Deaths by County of Residence and Selected Minor Civil Divisions, Wisconsin 2003**

<b>STATE TOTAL</b>	<b>46,040</b>	<b>CHIPPEWA</b>	497	Waunakee (V)	82
Urban*	34,681	Bloomer (C)	60	Westport (T)	14
Balance of State	11,359	Chippewa Falls (C)	160	Windsor (T)	19
		Eagle Point (T)	76	Balance of County	225
<b>ADAMS</b>	239	Eau Claire (C) (Pt.)	3		
Rome (T)	28	Hallie (T)	9	<b>DODGE</b>	919
Balance of County	211	Lafayette (T)	25	Beaver Dam (C)	189
		Balance of County	164	Beaver Dam (T)	26
<b>ASHLAND</b>	191			Columbus (C) (Pt.)	1
Ashland (C)	120	<b>CLARK</b>	348	Fox Lake (T)	13
Balance of County	71	Neillsville (C)	56	Hartford (C) (Pt.)	1
		Balance of County	292	Horicon (C)	35
<b>BARRON</b>	474			Mayville (C)	57
Barron (C)	58	<b>COLUMBIA</b>	485	Watertown (C) (Pt.)	168
Rice Lake (C)	125	Columbus (C)	50	Waupun (C) (Pt.)	80
Rice Lake (T)	18	Lodi (C)	37	Balance of County	349
Balance of County	273	Lodi (T)	13		
		Pacific (T)	17	<b>DOOR</b>	290
<b>BAYFIELD</b>	127	Portage (C)	99	Sevastopol (T)	18
		Balance of County	269	Sturgeon Bay (C)	118
<b>BROWN</b>	1,565			Balance of County	154
Allouez (V)	102	<b>CRAWFORD</b>	175		
Ashwaubenon (V)	152	Prairie du Chien (C)	88	<b>DOUGLAS</b>	450
Bellevue (T)	4	Balance of County	87	Superior (C)	322
De Pere (C)	164			Balance of County	128
Green Bay (C)	833	<b>DANE</b>	2,657		
Hobart (T)	1	Bristol (T)	7	<b>DUNN</b>	262
Howard (V) (Pt.)	58	Burke (T)	8	Menomonie (C)	128
Ledgeview (T)	24	Cottage Grove (T)	7	Menomonie (T)	12
Pulaski (V) (Pt.)	29	Cottage Grove (V)	27	Balance of County	122
Scott (T)	12	Cross Plains (V)	24		
Suamico (T)	24	DeForest (V)	47	<b>EAU CLAIRE</b>	687
Balance of County	162	Dunn (T)	12	Altoona (C)	70
		Fitchburg (C)	44	Eau Claire (C) (Pt.)	485
<b>BUFFALO</b>	145	Madison (C)	1,367	Pleasant Valley (T)	8
Mondovi (C)	60	Madison (T)	12	Seymour (T)	7
Balance of County	85	Marshall (V)	22	Washington (T)	15
		McFarland (V)	45	Balance of County	102
<b>BURNETT</b>	193	Middleton (C)	114		
		Middleton (T)	16	<b>FLORENCE</b>	53
<b>CALUMET</b>	235	Monona (C)	62		
Appleton (C) (Pt.)	34	Mount Horeb (V)	73	<b>FOND DU LAC</b>	866
Brillion (C)	19	Oregon (T)	7	Empire (T)	8
Chilton (C)	43	Oregon (V)	47	Fond du Lac (C)	506
Harrison (T)	19	Pleasant Springs (T)	14	No. Fond du Lac (V)	37
Kiel (C) (Pt.)	2	Springfield (T)	10	Ripon (C)	92
New Holstein (C)	59	Stoughton (C)	148	Taycheedah (T)	18
Balance of County	59	Sun Prairie (C)	125	Waupun (C) (Pt.)	24
		Verona (C)	79	Balance of County	181

\* Sum of incorporated places having a population of 2,500 or more according to the latest estimates available.

## Deaths and Death Rates

<b>FOREST</b>	109	Twin Lakes (V)	37	Peshtigo (T)	21
		Wheatland (T)	19	Stephenson (T)	25
<b>GRANT</b>	496	Balance of County	40	Balance of County	217
Boscobel (C)	33	<b>KEWAUNEE</b>	171	<b>MARQUETTE</b>	169
Lancaster (C)	56	Algoma (C)	31	<b>MENOMINEE</b>	34
Platteville (C)	85	Kewaunee (C)	62	Menominee (T)	33
Balance of County	322	Balance of County	78	Balance of County	1
<b>GREEN</b>	324	<b>LA CROSSE</b>	875	<b>MILWAUKEE</b>	8,614
Brodhead (C)	35	Campbell (T)	20	Bayside (V) (Pt.)	35
Monroe (C)	108	Holland (T)	9	Brown Deer (V)	101
Balance of County	181	Holmen (V)	31	Cudahy (C)	178
<b>GREEN LAKE</b>	246	La Crosse (C)	533	Fox Point (V)	57
Berlin (C) (Pt.)	85	Onalaska (C)	99	Franklin (C)	192
Balance of County	161	Onalaska (T)	22	Glendale (C)	229
<b>IOWA</b>	189	Shelby (T)	16	Greendale (V)	139
Dodgeville (C)	47	West Salem (V)	81	Greenfield (C)	543
Mineral Point (C)	31	Balance of County	64	Hales Corners (V)	91
Balance of County	111	<b>LAFAYETTE</b>	156	Milwaukee (C) (Pt.)	5,072
<b>IRON</b>	92	<b>LANGLADE</b>	236	Oak Creek (C)	193
<b>JACKSON</b>	212	Antigo (C)	134	Shorewood (V)	72
Black River Falls (C)	96	Balance of County	102	South Milwaukee (C)	230
Brockway (T)	11	<b>LINCOLN</b>	294	St. Francis (C)	116
Balance of County	105	Bradley (T)	18	Wauwatosa (C)	590
<b>JEFFERSON</b>	620	Merrill (C)	131	West Allis (C)	675
Ft. Atkinson (C)	121	Merrill (T)	14	West Milwaukee (V)	29
Ixonia (T)	16	Tomahawk (C)	70	Whitefish Bay (V)	55
Jefferson (C)	68	Balance of County	61	Balance of County	17
Koshkonong (T)	19	<b>MANITOWOC</b>	751	<b>MONROE</b>	415
Lake Mills (C)	46	Kiel (C) (Pt.)	23	Sparta (C)	102
Oakland (T)	26	Manitowoc (C)	419	Sparta (T)	28
Waterloo (C)	11	Manitowoc Rapids (T)	21	Tomah (C)	134
Watertown (C) (Pt.)	103	Two Rivers (C)	135	Balance of County	151
Whitewater (C) (Pt.)	6	Balance of County	153	<b>OCONTO</b>	329
Balance of County	204	<b>MARATHON</b>	946	Little Suamico (T)	22
<b>JUNEAU</b>	311	Kronenwetter (T)	5	Oconto (C)	36
Mauston (C)	72	Marshfield (C) (Pt.)	6	Oconto Falls (C)	47
Balance of County	239	Mosinee (C)	34	Pulaski (V) (Pt.)	1
<b>KENOSHA</b>	1,266	Rib Mountain (T)	31	Balance of County	223
Bristol (T)	46	Rothschild (V)	33	<b>ONEIDA</b>	355
Kenosha (C)	885	Wausau (C)	431	Minocqua (T)	38
Paddock Lake (V)	8	Weston (V)	84	Newbold (T)	17
Pleasant Prairie (V)	128	Balance of County	322	Pelican (T)	19
Randall (T)	19	<b>MARINETTE</b>	524	Pine Lake (T)	13
Salem (T)	55	Marinette (C)	162	Rhineland (C)	126
Somers (T)	29	Peshtigo (C)	99	Balance of County	142

## Deaths and Death Rates

---

<b>OUTAGAMIE</b>	1,147	<b>RACINE</b>	1,492	Reedsburg (C)	81
Appleton (C) (Pt.)	454	Burlington (C) (Pt.)	94	Sauk City (V)	50
Buchanan (T)	19	Burlington (T)	42	Balance of County	225
Center (T)	16	Caledonia (T)	117	<b>SAWYER</b>	189
Ellington (T)	11	Dover (T)	16	Hayward (T)	51
Freedom (T)	20	Mt. Pleasant (T)	165	Balance of County	138
Grand Chute (T)	141	Norway (T)	20	<b>SHAWANO</b>	445
Greenville (T)	20	Racine (C)	769	Shawano (C)	144
Kaukauna (C)	129	Raymond (T)	20	Wescott (T)	34
Kimberly (V)	45	Sturtevant (V)	32	Balance of County	267
Little Chute (V)	90	Union Grove (V)	63	<b>SHEBOYGAN</b>	992
New London (C) (Pt.)	7	Waterford (T)	23	Greenbush (T)	6
Oneida (T)	27	Waterford (V)	31	Howards Grove (V)	9
Seymour (C)	47	Yorkville (T)	21	Lima (T)	8
Balance of County	121	Balance of County	79	Oostburg (V)	22
<b>OZAUKEE</b>	620	<b>RICHLAND</b>	180	Plymouth (C)	77
Bayside (V) (Pt.)	1	Richland Center (C)	80	Plymouth (T)	36
Cedarburg (C)	133	Balance of County	100	Sheboygan (C)	593
Cedarburg (T)	20	<b>ROCK</b>	1,308	Sheboygan (T)	12
Grafton (T)	15	Beloit (C)	367	Sheboygan Falls (C)	69
Grafton (V)	74	Beloit (T)	44	Wilson (T)	12
Mequon (C)	164	Edgerton (C) (Pt.)	52	Balance of County	148
Port Washington (C)	94	Evansville (C)	32	<b>TAYLOR</b>	172
Saukville (V)	28	Fulton (T)	16	Medford (C)	55
Thiensville (V)	30	Janesville (C)	543	Balance of County	117
Balance of County	61	Janesville (T)	11	<b>TREMPEALEAU</b>	318
<b>PEPIN</b>	90	Milton (C)	44	<b>VERNON</b>	286
<b>PIERCE</b>	228	Milton (T)	20	Viroqua (C)	62
Ellsworth (V)	39	Rock (T)	19	Balance of County	224
Prescott (C)	33	Balance of County	160	<b>VILAS</b>	240
River Falls (C) (Pt.)	28	<b>RUSK</b>	170	Arbor Vitae (T)	35
Balance of County	128	Ladysmith (C)	66	Lac du Flambeau (T)	40
<b>POLK</b>	419	Balance of County	104	Lincoln (T)	18
Alden (T)	13	<b>ST. CROIX</b>	464	Balance of County	147
Amery (C)	77	Baldwin (V)	35	<b>WALWORTH</b>	788
Osceola (V)	29	Hudson (C)	84	Bloomfield (T)	28
Balance of County	300	Hudson (T)	9	Burlington (C) (Pt.)	1
<b>PORTAGE</b>	417	New Richmond (C)	99	Delavan (C)	79
Hull (T)	14	North Hudson (V)	5	Delavan (T)	57
Plover (V)	54	River Falls (C) (Pt.)	51	East Troy (T)	22
Stevens Point (C)	191	Somerset (T)	6	East Troy (V)	33
Stockton (T)	12	St. Joseph (T)	6	Elkhorn (C)	71
Balance of County	146	Star Prairie (T)	4	Geneva (T)	55
<b>PRICE</b>	202	Troy (T)	10	Lake Geneva (C)	71
Park Falls (C)	51	Balance of County	155	Lyons (T)	23
Balance of County	151	<b>SAUK</b>	507		
		Baraboo (C)	126		
		Prairie du Sac (V)	25		

## Deaths and Death Rates

---

Mukwonago (V) (Pt.)	1	Delafield (C)	32	Mukwa (T)	13
Sugar Creek (T)	26	Delafield (T)	20	New London (C) (Pt.)	86
Whitewater (C) (Pt.)	83	Elm Grove (V)	44	Waupaca (C)	99
Balance of County	238	Genesee (T)	17	Balance of County	255
		Hartland (V)	46		
<b>WASHBURN</b>	173	Lisbon (T)	34	<b>WAUSHARA</b>	268
Spooner (C)	51	Menomonee Falls (V)	326	Berlin (C) (Pt.)	1
Balance of County	122	Merton (T)	26	Balance of County	267
		Milwaukee (C) (Pt.)	1		
<b>WASHINGTON</b>	892	Mukwonago (T)	22	<b>WINNEBAGO</b>	1,315
Addison (T)	19	Mukwonago (V) (Pt.)	74	Algoma (T)	13
Barton (T)	8	Muskego (C)	161	Appleton (C) (Pt.)	40
Erin (T)	15	New Berlin (C)	300	Clayton (T)	24
Farmington (T)	15	Oconomowoc (C)	157	Menasha (C) (Pt.)	88
Germantown (V)	128	Oconomowoc (T)	33	Menasha (T)	120
Hartford (C)	95	Ottawa (T)	10	Neenah (C)	210
Hartford (T)	34	Pewaukee (V)	80	Neenah (T)	17
Jackson (T)	22	Summit (T)	14	Omro (C)	60
Jackson (V)	39	Sussex (V)	70	Oshkosh (C)	593
Kewaskum (V)	17	Vernon (T)	13	Oshkosh (T)	18
Polk (T)	12	Wales (V)	4	Balance of County	132
Richfield (T)	43	Waukesha (C)	547		
Slinger (V)	32	Waukesha (T)	32	<b>WOOD</b>	672
Trenton (T)	17	Balance of County	240	Grand Rapids (T)	22
West Bend (C)	266			Marshfield (C) (Pt.)	185
West Bend (T)	112	<b>WAUPACA</b>	711	Nekoosa (C)	29
Balance of County	18	Clintonville (C)	71	Saratoga (T)	29
		Dayton (T)	13	Wisc. Rapids (C)	225
<b>WAUKESHA</b>	2,743	Farmington (T)	174	Balance of County	182
Brookfield (C)	413				
Brookfield (T)	27				

Source: Bureau of Health Information and Policy, Division of Public Health, Department of Health and Family Services.

Note: Minor civil divisions are City (C), Village (V), Township (T). Places located in more than one county are indicated by (Pt.) (an abbreviation of "Part").

## Deaths and Death Rates

**Table 6. Deaths by County of Residence and County of Occurrence, Wisconsin 2003**

	Residence	Occurrence		Residence	Occurrence
<b>State Total</b>	<b>46,040</b>	<b>45,985</b>			
Adams	239	159	Marathon	946	964
Ashland	191	222	Marinette	524	557
Barron	474	447	Marquette	169	92
Bayfield	127	80	Menominee	34	14
Brown	1,565	1,882	Milwaukee	8,614	9,598
Buffalo	145	84	Monroe	415	384
Burnett	193	148	Oconto	329	229
Calumet	235	168	Oneida	355	468
Chippewa	497	452	Outagamie	1,147	1,224
Clark	348	239	Ozaukee	620	572
Columbia	485	451	Pepin	90	68
Crawford	175	169	Pierce	228	142
Dane	2,657	3,296	Polk	419	370
Dodge	919	906	Portage	417	383
Door	290	263	Price	202	182
Douglas	450	306	Racine	1,492	1,390
Dunn	262	219	Richland	180	158
Eau Claire	687	904	Rock	1,308	1,225
Florence	53	26	Rusk	170	128
Fond du Lac	866	889	St. Croix	464	448
Forest	109	76	Sauk	507	499
Grant	496	419	Sawyer	189	161
Green	324	317	Shawano	445	361
Green Lake	246	249	Sheboygan	992	969
Iowa	189	164	Taylor	172	134
Iron	92	64	Trempealeau	318	267
Jackson	212	188	Vernon	286	268
Jefferson	620	482	Vilas	240	162
Juneau	311	258	Walworth	788	641
Kenosha	1,266	1,191	Washburn	173	151
Kewaunee	171	98	Washington	892	707
La Crosse	875	1,186	Waukesha	2,743	2,565
Lafayette	156	114	Waupaca	711	613
Langlade	236	228	Waushara	268	161
Lincoln	294	263	Winnebago	1,315	1,426
Manitowoc	751	659	Wood	672	1,038

Source: Bureau of Health Information and Policy, Division of Public Health, Department of Health and Family Services.

Note: The “residence” column indicates the number of deaths among residents of the county, regardless of where the person died. The “occurrence” column indicates the number of deaths that occurred in that county, regardless of where the person resided. Statewide totals for the two columns differ because some Wisconsin resident deaths occur outside the state, and some deaths of non-residents occur within the state.

**Table 7. Deaths by Disposition of Body, Wisconsin 1994-2003**

Disposition of Body	Years									
	1994	1995	1996	1997	1998	1999	2000	2001	2002	2003
<b>TOTAL DEATHS</b>	<b>44,420</b>	<b>45,037</b>	<b>45,109</b>	<b>44,860</b>	<b>45,890</b>	<b>46,571</b>	<b>46,405</b>	<b>46,537</b>	<b>46,893</b>	<b>46,040</b>
<b>PERCENT</b>	<b>100.0</b>	<b>100.0</b>	<b>100.0</b>	<b>100.0</b>	<b>100.0</b>	<b>100.0</b>	<b>100.0</b>	<b>100.0</b>	<b>100.0</b>	<b>100.0</b>
Burial	31,976	32,043	31,432	30,493	30,470	30,692	29,720	29,044	28,874	27,689
Percent	72.0	71.1	69.7	68.0	66.4	65.9	64.0	62.4	61.6	60.1
Cremation	8,240	8,725	9,447	10,007	10,889	11,526	12,483	13,160	13,790	14,287
Percent	18.6	19.4	20.9	22.3	23.7	24.7	26.9	28.3	29.4	31.0
Entombment	3,487	3,606	3,618	3,634	3,754	3,800	3,694	3,827	3,698	3,566
Percent	7.9	8.0	8.0	8.1	8.2	8.2	8.0	8.2	7.9	7.7
Donation	244	288	274	273	287	279	261	231	305	251
Percent	0.5	0.6	0.6	0.6	0.6	0.6	0.6	0.5	0.7	0.5
Unknown	473	375	338	453	490	274	247	275	226	247
Percent	1.1	0.8	0.7	1.0	1.1	0.6	0.5	0.6	0.5	0.5

Source: Bureau of Health Information and Policy, Division of Public Health, Department of Health and Family Services.

Notes: Percents may not add to 100 due to rounding.

“Donation” means the body was donated for use in medical research and/or education.

“Entombment” means the casket is placed in an above-ground structure, such as a mausoleum.

The high number of “unknowns” is due to reporting of Wisconsin resident deaths occurring in other states. Some states do not consistently report disposition of the body.

- As a percent of total deaths, cremations increased by 12 percentage points over the past decade (from 19 percent to 31 percent). Burials decreased (from 72 percent to 60 percent).



**Table 8. Autopsies Performed by Age of Decedent, Wisconsin, Selected Years, 1980–2003**

Years	Total	Age			
		Under 1	1-44	45-64	65+
<b>1980</b>					
Autopsy	5,673	469	1,065	1,649	2,490
No Autopsy	35,010	290	1,742	5,590	27,388
Unknown	116	6	5	17	88
<b>Total Deaths</b>	<b>40,801</b>	<b>765</b>	<b>2,812</b>	<b>7,256</b>	<b>29,966</b>
<b>Percent with Autopsy</b>	<b>14%</b>	<b>61%</b>	<b>38%</b>	<b>23%</b>	<b>8%</b>
<b>1990</b>					
Autopsy	4,451	343	1,297	1,107	1,704
No Autopsy	38,062	264	1,471	5,020	31,307
Unknown	142	6	9	25	102
<b>Total Deaths</b>	<b>42,655</b>	<b>613</b>	<b>2,777</b>	<b>6,152</b>	<b>33,113</b>
<b>Percent with Autopsy</b>	<b>10%</b>	<b>56%</b>	<b>47%</b>	<b>18%</b>	<b>5%</b>
<b>2000</b>					
Autopsy	3,582	183	1,240	1,139	1,020
No Autopsy	42,607	273	1,508	5,306	35,520
Unknown	215	1	20	37	157
<b>Total Deaths</b>	<b>46,405</b>	<b>457</b>	<b>2,768</b>	<b>6,482</b>	<b>36,697</b>
<b>Percent with Autopsy</b>	<b>8%</b>	<b>40%</b>	<b>45%</b>	<b>18%</b>	<b>3%</b>
<b>2003</b>					
Autopsy	3,544	146	1,322	1,242	834
No Autopsy	42,334	308	1,403	5,684	34,939
Unknown	162	0	19	42	101
<b>Total Deaths</b>	<b>46,040</b>	<b>454</b>	<b>2,744</b>	<b>6,968</b>	<b>35,874</b>
<b>Percent with Autopsy</b>	<b>8%</b>	<b>32%</b>	<b>48%</b>	<b>18%</b>	<b>2%</b>

Source: Bureau of Health Information and Policy, Division of Public Health, Department of Health and Family Services.

Notes: There were two deaths in 1980 and one death in 2000 for which age was unknown. These deaths are included in the total.

- In 2003, an autopsy was performed in just 8 percent of deaths, compared with 14 percent in 1980.
- The percentage of deaths with an autopsy decreased in most age groups from 1980 to 2003.

**Table 9. Deaths by Injury at Work by Age, Sex, Race and Hispanic Origin, Wisconsin, 2003**

	Age							
	Less than 15	15 and over	15-24	25-34	35-44	45-54	55-64	65 and over
<b>ALL RACES, Both Sexes</b>	1	76	4	13	15	19	13	12
<b>Male</b>	1	72	3	12	15	17	13	12
<b>Female</b>	---	4	1	1	---	2	---	---
White, Both Sexes	1	72	4	12	13	19	12	12
Male	1	69	3	12	13	17	12	12
Female	---	3	1	---	---	2	---	---
Black, Both Sexes	---	2	---	1	---	---	1	---
Male	---	1	---	---	---	---	1	---
Female	---	1	---	1	---	---	---	---
Other, Both Sexes	---	2	---	---	2	---	---	---
Male	---	2	---	---	2	---	---	---
Female	---	---	---	---	---	---	---	---
Hispanic Origin, Both Sexes	---	2	---	2	---	---	---	---
Male	---	2	---	2	---	---	---	---
Female	---	---	---	---	---	---	---	---
Non-Hispanic Origin, Both Sexes	1	74	4	11	15	19	13	12
Male	1	70	3	10	15	17	13	12
Female	---	4	1	1	---	2	---	---

Source: Bureau of Health Information and Policy, Division of Public Health, Department of Health and Family Services.

Notes: Race categories may also include people of Hispanic origin; people of Hispanic origin may be of any race. This table indicates the number of death certificates that specified that an injury at work contributed to the death, either as the underlying cause or as a contributing factor.

- In 2003, a total of 77 deaths were reported on death certificates as due to injuries at work.
- Ninety-one percent of deaths due to injuries at work were to white males.

**Map 1. Number of Infant Deaths  
By County of Residence, Wisconsin 2003**

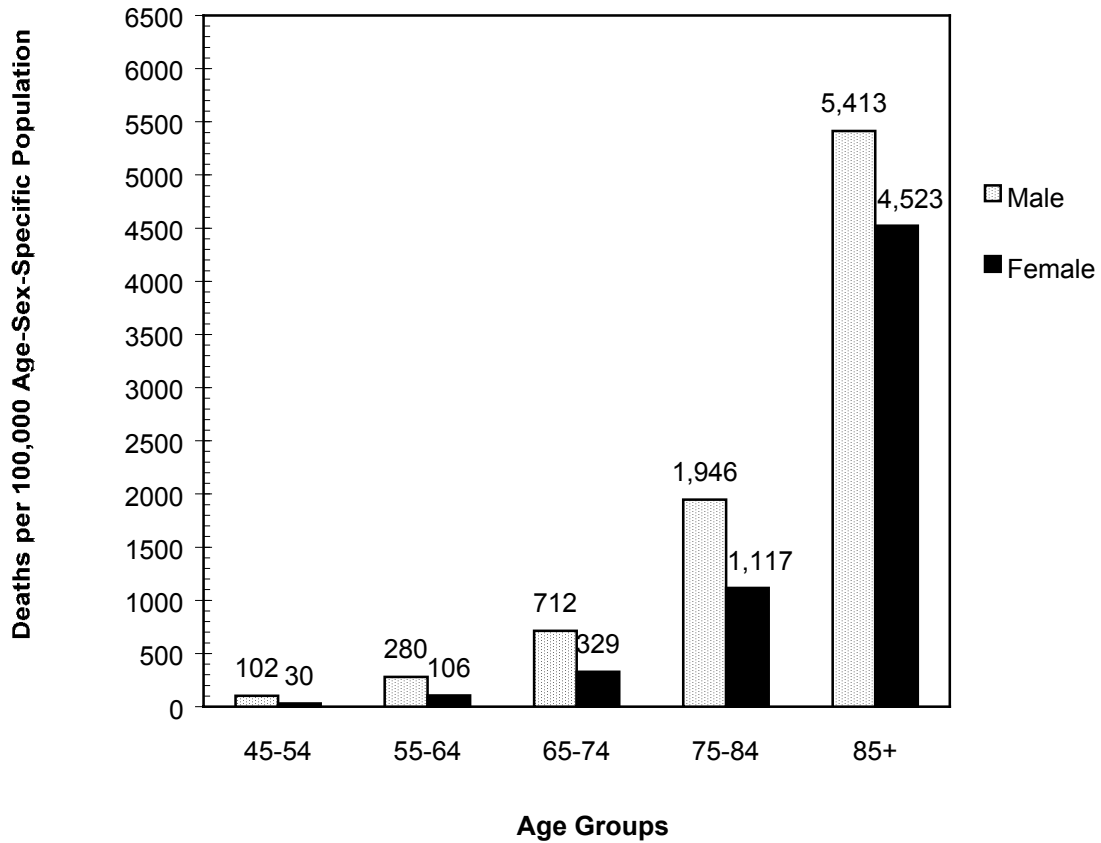


Source: Bureau of Health Information and Policy, Division of Public Health, Department of Health and Family Services.

Note: Infant deaths are those that occur before one year of age.

- Milwaukee County accounted for 32 percent of all infant deaths statewide in 2003 (and 21 percent of all births).

**Figure 1. Heart Disease Death Rates by Selected Age Groups and Sex, Wisconsin 2003**

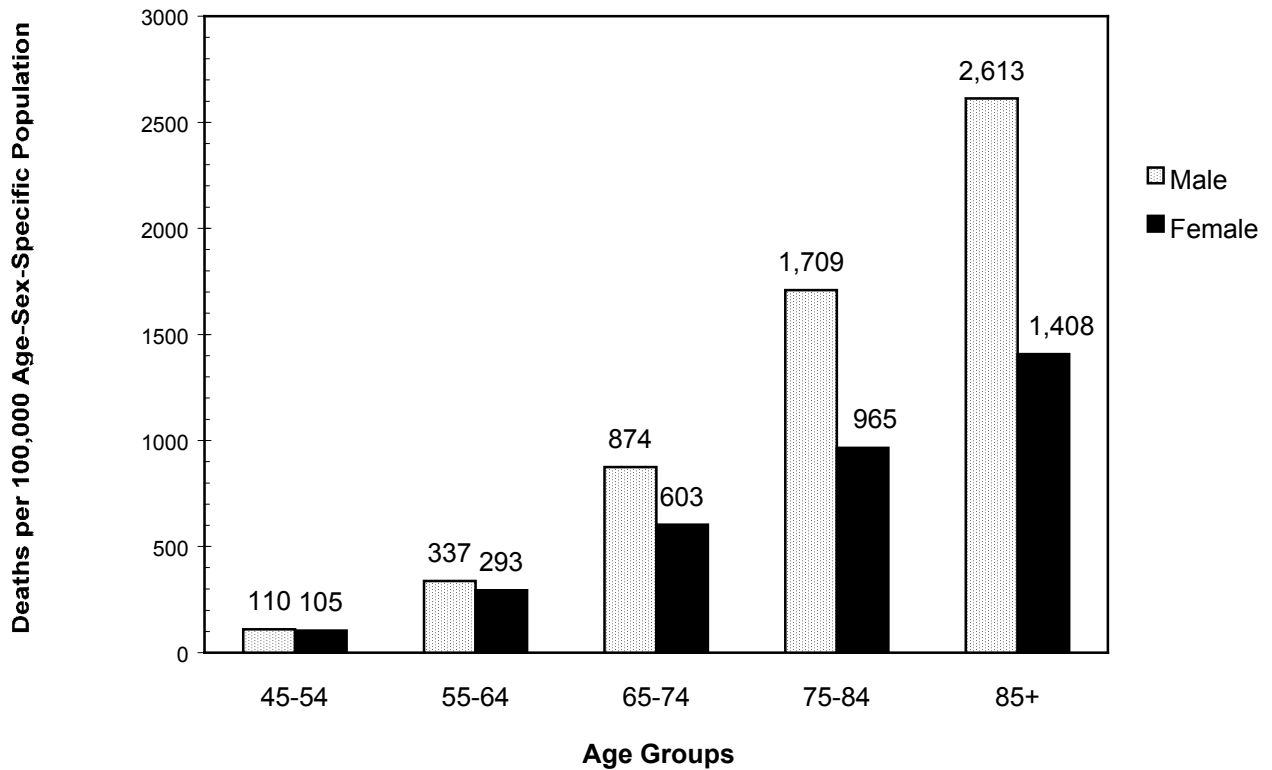


Source: Bureau of Health Information, Division of Health Care Financing, Department of Health and Family Services.

Note: The ICD-10 codes used for diseases of the heart are I00-I09, I11, I13, I20-I51.

- Death rates from diseases of the heart for males exceeded rates for females in all age groups.

Figure 2. Malignant Neoplasm (Cancer) Death Rates by Selected Age Groups and Sex, Wisconsin 2003

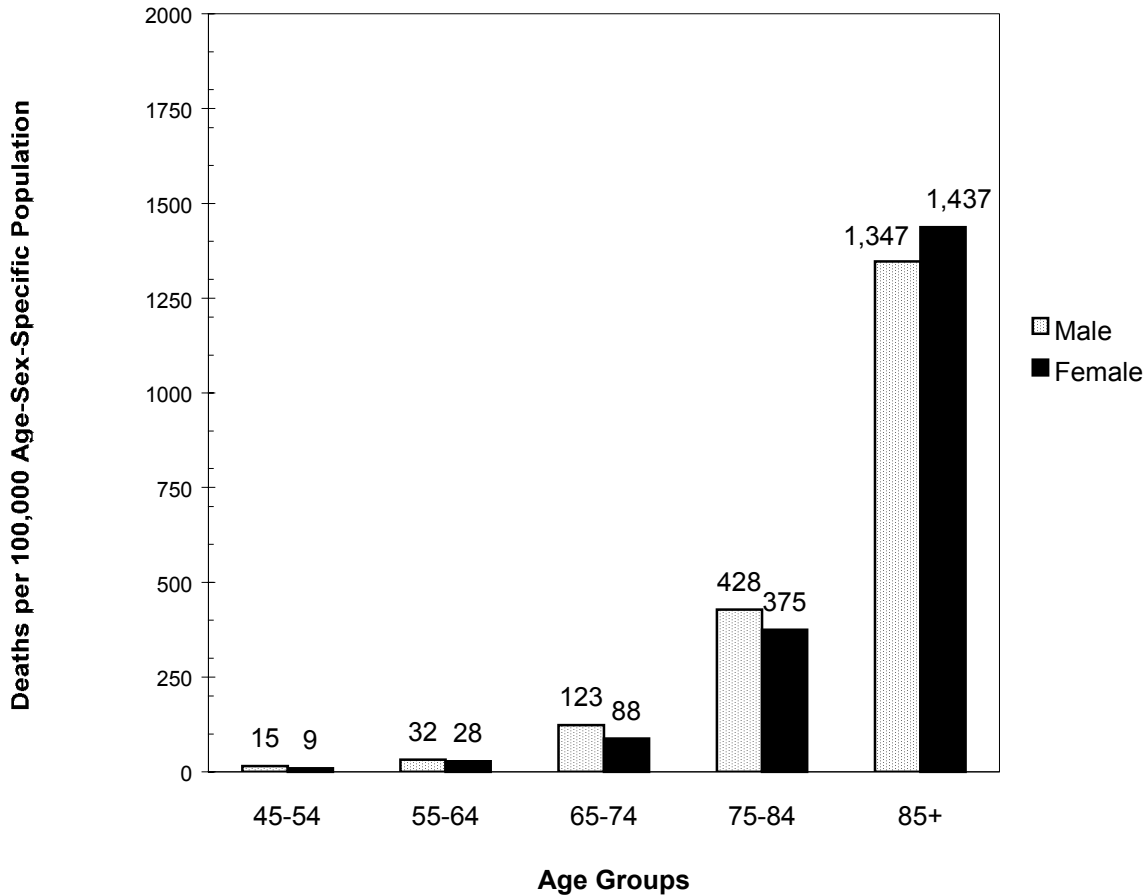


Source: Bureau of Health Information, Division of Health Care Financing, Department of Health and Family Services.

Note: The ICD-10 codes used for malignant neoplasms are C00-C97.

- Death rates from malignant neoplasms (cancer) for males exceeded rates for females in all age groups.

Figure 3. Cerebrovascular Diseases (Stroke) Death Rates by Selected Age Groups and Sex, Wisconsin 2003



Source: Bureau of Health Information, Division of Health Care Financing, Department of Health and Family Services.

Note: The ICD-10 codes used for cerebrovascular diseases are I60-I69.

- Death rates from cerebrovascular diseases (stroke) for males exceeded rates for females in all age groups except age 85 and older.

## Cause of Death

**Table 10. Summary Categories of Cause of Death, Wisconsin 2003**

	<b>Immediate Cause of Death</b>	<b>Underlying Cause of Death</b>	<b>All-Mention Cause of Death</b>
<b>ALL CAUSES</b>	<b>46,040</b>	<b>46,040</b>	<b>98,461</b>
Tuberculosis	3	6	12
Human Immunodeficiency Virus (HIV)	28	67	71
Malignant Neoplasms	8,917	10,603	11,747
Diabetes Mellitus	151	1,326	4,329
Alzheimer's Disease	905	1,408	2,080
Diseases of the Heart	13,181	12,460	19,279
Primary Hypertension and Hypertensive Renal Disease	70	379	4,566
Cerebrovascular Diseases	3,012	3,204	5,055
Atherosclerosis	107	186	1,028
Other Diseases of Circulatory System	367	613	1,355
Influenza and Pneumonia	2,551	1,164	3,794
Chronic Lower Respiratory Diseases	1,316	2,285	4,746
Peptic Ulcer	20	74	141
Chronic Liver Disease and Cirrhosis	168	435	614
Nephritis, Nephrotic Syndrome and Nephrosis	1,466	873	4,185
Pregnancy, Childbirth and the Puerperium	9	9	28
Certain Conditions Originating in Perinatal Period	268	238	312
Congenital Malform./Deform./Chromosomal Abnorm.	72	216	323
Sudden Infant Death Syndrome	36	34	36
Symptoms/Signs/Abnormal Clinical/Lab Findings	1,895	129	4,059
Motor Vehicle Accidents	8	875	885
All Accidents (except motor vehicle)	15	1,464	2,929
Intentional Self-Harm (Suicide)	16	642	644
Assault (Homicide)	4	193	197
All Other External Causes		59	60
All Other Diseases	11,455	7,098	25,986

Source: Bureau of Health Information and Policy, Division of Public Health, Department of Health and Family Services.

Notes: The immediate cause of death is the final disease or condition resulting in death. The underlying cause of death is the disease or injury that initiated events resulting in death. All-mention cause of death includes all conditions listed on the death record, including those in the chain of events leading to death and others contributing to the death. Thus, the all-mention cause of death column will always have a higher total than the total number of deaths.

For the ICD-10 codes used for each cause, see Technical Notes, page 80.

- The underlying cause is often referred to as the “cause of death.” For example, for 10,603 Wisconsin residents who died in 2003, a malignant neoplasm was listed as the underlying cause on the death certificate. For only 8,917 residents, a malignant neoplasm was indicated as the final disease or condition that caused the person to die (immediate cause). For 11,747 residents, a malignant neoplasm contributed to death (all-mention cause).

## Cause of Death

**Table 11. Leading Underlying Causes of Death by Age, Wisconsin 2002 and 2003**

2002	Number	Rate	2003	Number	Rate
<b>TOTAL, ALL AGES</b>	<b>46,893</b>	<b>858.6</b>	<b>TOTAL, ALL AGES</b>	<b>46,040</b>	<b>837.3</b>
Diseases of the Heart	12,877	235.8	Diseases of the Heart	12,460	226.6
Malignant Neoplasms	10,809	197.9	Malignant Neoplasms	10,603	192.8
Cerebrovascular Diseases	3,470	63.5	Cerebrovascular Diseases	3,204	58.3
Chronic Lower Respiratory Dis.	2,330	42.7	Accidents (ex. med./surg. comp.)	2,323	42.2
Accidents (ex. med./surg. comp.)	2,234	40.9	Chronic Lower Respiratory Dis.	2,285	41.6
Diabetes Mellitus	1,353	24.8	Alzheimer's Disease	1,408	25.6
Alzheimer's Disease	1,343	24.6	Diabetes Mellitus	1,326	24.1
Influenza and Pneumonia	1,286	23.5	Influenza and Pneumonia	1,164	21.2
Nephritis/Nephrotic Syn./Nephrosis	853	15.6	Nephritis/Nephrotic Syn./Nephrosis	873	15.9
Intentional Self-Harm (Suicide)	626	11.5	Intentional Self-Harm (Suicide)	642	11.7
<b>LESS THAN 1 YEAR</b>	<b>471</b>	<b>687.5</b>	<b>LESS THAN 1 YEAR</b>	<b>454</b>	<b>648.6</b>
Congenital Malformations, etc.	94	137.2	Congenital Malformations, etc.	100	142.9
Dis. Rel. Short Gest./Low Brthwgt.	92	134.3	Dis. Rel. Short Gest./Low Brthwgt.	89	127.1
Sudden Infant Death Syndrome	46	67.1	Sudden Infant Death Syndrome	34	48.6
Newborn Affect. by Comp. Preg.	22	32.1	Newborn Affect. by Comp. Preg.	25	35.7
Accidents (ex. med./surg. comp.)	20	29.2	Newborn Affect./Complic. Placenta	20	28.6
Bacterial Sepsis of Newborn	14		Bacterial Sepsis of Newborn	14	
Diseases of the Circulatory System	13		Accidents (ex. med./surg. comp.)	14	
Intrauterine Hypox./Birth Asphyxia	13		Respiratory Distress of Newborn	12	
Respiratory Distress of Newborn	13		Diseases of the Circulatory System	11	
Birth Trauma	12		Intrauterine Hypox./Birth Asphyxia	9	
<b>1-14 YEARS</b>	<b>210</b>	<b>20.4</b>	<b>1-14 YEARS</b>	<b>211</b>	<b>20.6</b>
Accidents (ex. med./surg. comp.)	73	7.1	Accidents (ex. med./surg. comp.)	75	7.3
Congenital Malformations, etc.	22	2.1	Malignant Neoplasms	23	2.2
Malignant Neoplasms	16		Congenital Malformations, etc.	21	2.0
Assault (Homicide)	12		Assault (Homicide)	11	
Diseases of the Heart	9		Diseases of the Heart	10	
Influenza and Pneumonia	6		Intentional Self-Harm (Suicide)	7	
Intentional Self-Harm (Suicide)	6		Influenza and Pneumonia	6	
In Situ/Benign/Uncer. Neoplasms	5		Anemias	3	
Acute Bronchitis and Bronchiolitis	3		Meningitis	3	
Chronic Lower Respiratory Dis.	3		Chronic Lower Respiratory Dis.	2	
<b>15-24 YEARS</b>	<b>596</b>	<b>74.0</b>	<b>15-24 YEARS</b>	<b>627</b>	<b>77.1</b>
Accidents (ex. med./surg. comp.)	287	35.7	Accidents (ex. med./surg. comp.)	320	39.3
Intentional Self-Harm (Suicide)	107	13.3	Intentional Self-Harm (Suicide)	96	11.8
Assault (Homicide)	57	7.1	Assault (Homicide)	68	8.4
Malignant Neoplasms	25	3.1	Malignant Neoplasms	36	4.4
Diseases of the Heart	15		Diseases of the Heart	21	2.6
Congenital Malformations, etc.	11		Congenital Malformations, etc.	11	
Diabetes Mellitus	7		Cerebrovascular Diseases	4	
Cerebrovascular Diseases	5		Diabetes Mellitus	3	
Meningococcal Infection	3		Chronic Lower Respiratory Dis.	3	
In Situ/Benign/Uncer. Neoplasms	3		Pregnancy, Childbirth/Puerperium	3	

(continued)



## Cause of Death

**Table 11. Leading Underlying Causes of Death by Age, Wisconsin 2002 and 2003**

2002	Number	Rate	2003	Number	Rate
<b>25-44 YEARS</b>	<b>2,006</b>	<b>128.5</b>	<b>25-44 YEARS</b>	<b>1,906</b>	<b>123.7</b>
Accidents (ex. med./surg. comp.)	482	30.9	Accidents (ex. med./surg. comp.)	511	33.2
Malignant Neoplasms	361	23.1	Malignant Neoplasms	310	20.1
Diseases of the Heart	244	15.6	Diseases of the Heart	238	15.4
Intentional Self-Harm (Suicide)	224	14.3	Intentional Self-Harm (Suicide)	235	15.2
Assault (Homicide)	71	4.5	Assault (Homicide)	73	4.7
Cerebrovascular Diseases	64	4.1	Chronic Liver Dis. and Cirrhosis	59	3.8
Human Immunodeficiency Virus	47	3.0	Cerebrovascular Diseases	47	3.0
Chronic Liver Dis. and Cirrhosis	46	2.9	Human Immunodeficiency Virus	41	2.7
Diabetes Mellitus	45	2.9	Diabetes Mellitus	40	2.6
Influenza and Pneumonia	22	1.4	Congenital Malformations, etc.	22	1.4
<b>45-64 YEARS</b>	<b>7,003</b>	<b>543.2</b>	<b>45-64 YEARS</b>	<b>6,968</b>	<b>522.5</b>
Malignant Neoplasms	2,592	201.0	Malignant Neoplasms	2,520	189.0
Diseases of the Heart	1,561	121.1	Diseases of the Heart	1,542	115.6
Accidents (ex. med./surg. comp.)	444	34.4	Accidents (ex. med./surg. comp.)	424	31.8
Cerebrovascular Diseases	262	20.3	Cerebrovascular Diseases	254	19.0
Chronic Lower Respiratory Dis.	217	16.8	Diabetes Mellitus	248	18.6
Diabetes Mellitus	216	16.8	Chronic Lower Respiratory Dis.	243	18.2
Chronic Liver Dis. and Cirrhosis	208	16.1	Intentional Self-Harm (Suicide)	217	16.3
Intentional Self-Harm (Suicide)	197	15.3	Chronic Liver Dis. and Cirrhosis	198	14.8
Influenza and Pneumonia	77	6.0	Nephritis/Nephrotic Syn./Nephrosis	86	6.4
Nephritis/Nephrotic Syn./Nephrosis	66	5.1	Influenza and Pneumonia	55	4.1
<b>65-74 YEARS</b>	<b>7,463</b>	<b>2,135.3</b>	<b>65-74 YEARS</b>	<b>7,129</b>	<b>2,032.3</b>
Malignant Neoplasms	2,749	786.5	Malignant Neoplasms	2,556	728.7
Diseases of the Heart	1,854	530.5	Diseases of the Heart	1,778	506.9
Chronic Lower Respiratory Dis.	505	144.5	Chronic Lower Respiratory Dis.	491	140.0
Cerebrovascular Diseases	393	112.4	Cerebrovascular Diseases	367	104.6
Diabetes Mellitus	263	75.2	Diabetes Mellitus	271	77.3
Nephritis/Nephrotic Syn./Nephrosis	147	42.1	Accidents (ex. med./surg. comp.)	168	47.9
Accidents (ex. med./surg. comp.)	143	40.9	Nephritis/Nephrotic Syn./Nephrosis	107	30.5
Influenza and Pneumonia	102	29.2	Chronic Liver Dis. and Cirrhosis	93	26.5
Chronic Liver Dis. and Cirrhosis	90	25.8	Influenza and Pneumonia	87	24.8
Septicemia	84	24.0	Alzheimer's Disease	68	19.4
<b>75-84 YEARS</b>	<b>13,709</b>	<b>5,354.9</b>	<b>75-84 YEARS</b>	<b>13,286</b>	<b>5,154.4</b>
Diseases of the Heart	3,971	1,551.1	Diseases of the Heart	3,744	1,452.5
Malignant Neoplasms	3,241	1,266.0	Malignant Neoplasms	3,263	1,265.9
Cerebrovascular Diseases	1,143	446.5	Cerebrovascular Diseases	1,022	396.5
Chronic Lower Respiratory Dis.	934	364.8	Chronic Lower Respiratory Dis.	900	349.2
Diabetes Mellitus	474	185.1	Diabetes Mellitus	452	175.4
Alzheimer's Disease	428	167.2	Alzheimer's Disease	390	151.3
Influenza and Pneumonia	356	139.1	Accidents (ex. med./surg. comp.)	355	137.7
Accidents (ex. med./surg. comp.)	317	123.8	Influenza and Pneumonia	310	120.3
Nephritis/Nephrotic Syn./Nephrosis	277	108.2	Nephritis/Nephrotic Syn./Nephrosis	301	116.8
Parkinson's Disease	179	69.9	Parkinson's Disease	197	76.4

## Cause of Death

**Table 11. Leading Underlying Causes of Death by Age, Wisconsin 2002 and 2003**

2002	Number	Rate	2003	Number	Rate
85 YEARS AND OVER	15,435	14,907.3	85 YEARS AND OVER	15,459	14,466.6
Diseases of the Heart	5,214	5,035.7	Diseases of the Heart	5,119	4,790.4
Malignant Neoplasms	1,823	1,760.7	Malignant Neoplasms	1,891	1,769.6
Cerebrovascular Diseases	1,600	1,545.3	Cerebrovascular Diseases	1,507	1,410.3
Alzheimer's Disease	831	802.6	Alzheimer's Disease	931	871.2
Influenza and Pneumonia	719	694.4	Influenza and Pneumonia	678	634.5
Chronic Lower Respiratory Dis.	651	628.7	Chronic Lower Respiratory Dis.	632	591.4
Accidents (ex. med./surg. comp.)	468	452.0	Accidents (ex. med./surg. comp.)	456	426.7
Diabetes Mellitus	348	336.1	Nephritis/Nephrotic Syn./Nephrosis	364	340.6
Nephritis/Nephrotic Syn./Nephrosis	344	332.2	Diabetes Mellitus	311	291.0
Hypertension/Hypertensive Renal	196	189.3	Hypertension/Hypertensive Renal	178	166.6

Source: Bureau of Health Information and Policy, Division of Public Health, Department of Health and Family Services. For the population estimates used to calculate 2002 rates, see Technical Notes, page 84. For the population estimates used to calculate 2003 rates, see Technical Notes, page 83.

Notes: Age-specific rates are deaths per 100,000 population in that age group. A rate is not calculated when there were fewer than 20 deaths. Underlying cause of death is the disease or injury that initiated events resulting in death.

The totals for both 2002 and 2003 include one record in each year for which sex was unknown.

For the ICD-10 codes used for the cause-of-death groupings, see Technical Notes, page 77 and page 78 (infants only).

Conditions abbreviated in this table are spelled out in full in the Technical Notes.

- As in 2002, the three leading underlying causes of death in 2003 were diseases of the heart, malignant neoplasms (cancer) and cerebrovascular diseases (stroke). These three causes of death accounted for 57 percent of total deaths among Wisconsin residents.
- Although diseases of the heart constituted the leading cause of death overall, within specific age groups this category was the leading underlying cause only among persons 75-84 years and 85 years and over.
- Accidents were the leading cause of death for age groups 1-14, 15-24, and 25-44.

## Cause of Death

**Table 12. Leading Underlying Causes of Death for Males by Age, Wisconsin 2002 and 2003**

2002	Number	Rate	2003	Number	Rate
<b>TOTAL, ALL AGES</b>	<b>22,909</b>	<b>848.5</b>	<b>TOTAL, ALL AGES</b>	<b>22,495</b>	<b>826.9</b>
Diseases of the Heart	6,481	240.0	Diseases of the Heart	6,247	229.6
Malignant Neoplasms	5,557	205.8	Malignant Neoplasms	5,526	203.1
Cerebrovascular Diseases	1,372	50.8	Accidents (ex. med./surg. comp.)	1,423	52.3
Accidents (ex. med./surg. comp.)	1,315	48.7	Cerebrovascular Diseases	1,252	46.0
Chronic Lower Respiratory Dis.	1,165	43.1	Chronic Lower Respiratory Dis.	1,163	42.8
Diabetes Mellitus	662	24.5	Diabetes Mellitus	650	23.9
Influenza and Pneumonia	570	21.1	Intentional Self-Harm (Suicide)	536	19.7
Intentional Self-Harm (Suicide)	511	18.9	Influenza and Pneumonia	495	18.2
Nephritis/Nephrotic Syn./Nephrosis	405	15.0	Nephritis/Nephrotic Syn./Nephrosis	415	15.3
Alzheimer's Disease	376	13.9	Alzheimer's Disease	399	14.7
<b>LESS THAN 1 YEAR</b>	<b>250</b>	<b>745.8</b>	<b>LESS THAN 1 YEAR</b>	<b>246</b>	<b>688.9</b>
Dis. Rel. Short Gest./Low Brthwgt.	55	164.1	Congenital Malformations, etc.	53	148.4
Congenital Malformations, etc.	46	137.2	Dis. Rel. Short Gest./Low Brthwgt.	53	148.4
Sudden Infant Death Syndrome	29	86.5	Sudden Infant Death Syndrome	18	
Newborn Affect. by Comp. Preg.	10		Newborn Affect. by Comp. Preg.	13	
Accidents (ex. med./surg. comp.)	10		Accidents (ex. med./surg. comp.)	9	
Birth Trauma	9		Diseases of the Circulatory System	9	
Bacterial Sepsis of Newborn	9		Bacterial Sepsis of Newborn	8	
Newborn Affect. Comp. Placenta	8		Newborn Affect. Comp. Placenta	7	
Respiratory Distress of Newborn	7		Respiratory Distress of Newborn	7	
Diseases of the Circulatory System	4		Septicemia	4	
<b>1-14 YEARS</b>	<b>131</b>	<b>24.8</b>	<b>1-14 YEARS</b>	<b>120</b>	<b>22.9</b>
Accidents (ex. med./surg. comp.)	49	9.3	Accidents (ex. med./surg. comp.)	51	9.7
Congenital Malformations, etc.	11		Congenital Malformations, etc.	10	
Malignant Neoplasms	10		Malignant Neoplasms	9	
Diseases of the Heart	6		Assault (Homicide)	8	
Intentional Self-Harm (Suicide)	5		Intentional Self-Harm (Suicide)	7	
Assault (Homicide)	5		Diseases of the Heart	2	
In Situ/Benign/Uncert. Neoplasms	3		Acute Bronchitis/Bronchiolitis	2	
Influenza and Pneumonia	3		Anemias	1	
Chronic Lower Respiratory Dis.	2		Diabetes Mellitus	1	
Conditions Orig. in Perinatal Period	2		Influenza and Pneumonia	1	
<b>15-24 YEARS</b>	<b>436</b>	<b>106.1</b>	<b>15-24 YEARS</b>	<b>473</b>	<b>113.7</b>
Accidents (ex. med./surg. comp.)	201	48.9	Accidents (ex. med./surg. comp.)	243	58.4
Intentional Self-Harm (Suicide)	95	23.1	Intentional Self-Harm (Suicide)	80	19.2
Assault (Homicide)	51	12.4	Assault (Homicide)	58	13.9
Malignant Neoplasms	16		Malignant Neoplasms	28	
Diseases of the Heart	8		Diseases of the Heart	11	
Diabetes Mellitus	5		Congenital Malformations, etc.	5	
Congenital Malformations, etc.	4		Legal Intervention	3	
Meningococcal Infection	3		Cerebrovascular Diseases	2	
Cerebrovascular Diseases	3		Aortic Aneurysm and Dissection	2	
Legal Intervention	3		Chronic Lower Respiratory Diseases	2	

**Cause of Death**

**Table 12. Leading Underlying Causes of Death for Males by Age, Wisconsin 2002 and 2003**

2002	Number	Rate	2003	Number	Rate
<b>25-44 YEARS</b>	<b>1,278</b>	<b>162.0</b>	<b>25-44 YEARS</b>	<b>1,249</b>	<b>160.1</b>
Accidents (ex. med./surg. comp.)	345	43.7	Accidents (ex. med./surg. comp.)	378	48.5
Diseases of the Heart	186	23.6	Intentional Self-Harm (Suicide)	195	25.0
Intentional Self-Harm (Suicide)	179	22.7	Diseases of the Heart	166	21.3
Malignant Neoplasms	160	20.3	Malignant Neoplasms	128	16.4
Assault (Homicide)	48	6.1	Assault (Homicide)	60	7.7
Human Immunodeficiency Virus	42	5.3	Chronic Liver Dis. and Cirrhosis	31	4.0
Cerebrovascular Diseases	27	3.4	Human Immunodeficiency Virus	30	3.8
Diabetes Mellitus	26	3.3	Diabetes Mellitus	28	3.6
Chronic Liver Dis. and Cirrhosis	20	2.5	Cerebrovascular Diseases	27	3.5
Influenza and Pneumonia	13		Congenital Malformations, etc.	13	
<b>45-64 YEARS</b>	<b>4,292</b>	<b>667.9</b>	<b>45-64 YEARS</b>	<b>4,250</b>	<b>639.3</b>
Malignant Neoplasms	1,370	213.2	Malignant Neoplasms	1,317	198.1
Diseases of the Heart	1,152	179.3	Diseases of the Heart	1,137	171.0
Accidents (ex. med./surg. comp.)	308	47.9	Accidents (ex. med./surg. comp.)	309	46.5
Intentional Self-Harm (Suicide)	154	24.0	Intentional Self-Harm (Suicide)	177	26.6
Cerebrovascular Diseases	145	22.6	Diabetes Mellitus	149	22.4
Chronic Liver Dis. and Cirrhosis	136	21.2	Cerebrovascular Diseases	142	21.4
Diabetes Mellitus	126	19.6	Chronic Liver Dis. and Cirrhosis	132	19.9
Chronic Lower Respiratory Dis.	116	18.1	Chronic Lower Respiratory Dis.	130	19.6
Influenza and Pneumonia	41	6.4	Nephritis/Nephrotic Syn./Nephrosis	47	7.1
Nephritis/Nephrotic Syn./Nephrosis	35	5.4	Influenza and Pneumonia	29	4.4
<b>65-74 YEARS</b>	<b>4,272</b>	<b>2,639.5</b>	<b>65-74 YEARS</b>	<b>4,105</b>	<b>2,520.6</b>
Malignant Neoplasms	1,510	933.0	Malignant Neoplasms	1,423	873.8
Diseases of the Heart	1,200	741.4	Diseases of the Heart	1,160	712.3
Chronic Lower Respiratory Dis.	233	144.0	Chronic Lower Respiratory Dis.	261	160.3
Cerebrovascular Diseases	230	142.1	Cerebrovascular Diseases	201	123.4
Diabetes Mellitus	140	86.5	Diabetes Mellitus	133	81.7
Accidents (ex. med./surg. comp.)	90	55.6	Accidents (ex. med./surg. comp.)	112	68.8
Nephritis/Nephrotic Syn./Nephrosis	79	48.8	Nephritis/Nephrotic Syn./Nephrosis	57	35.0
Chronic Liver Dis. and Cirrhosis	59	36.5	Influenza and Pneumonia	53	32.5
Aortic Aneurysm and Dissection	56	34.6	Chronic Liver Dis. and Cirrhosis	50	30.7
Influenza and Pneumonia	54	33.4	Aortic Aneurysm and Dissection	46	28.2
<b>75-84 YEARS</b>	<b>6,966</b>	<b>6,741.5</b>	<b>75-84 YEARS</b>	<b>6,796</b>	<b>6,517.1</b>
Diseases of the Heart	2,159	2,089.4	Diseases of the Heart	2,029	1,945.7
Malignant Neoplasms	1,664	1,610.4	Malignant Neoplasms	1,782	1,708.9
Cerebrovascular Diseases	519	502.3	Chronic Lower Respiratory Dis.	472	452.6
Chronic Lower Respiratory Dis.	506	489.7	Cerebrovascular Diseases	446	427.7
Diabetes Mellitus	235	227.4	Diabetes Mellitus	222	212.9
Influenza and Pneumonia	191	184.8	Accidents (ex. med./surg. comp.)	170	163.0
Accidents (ex. med./surg. comp.)	160	154.8	Influenza and Pneumonia	154	147.7
Alzheimer's Disease	152	147.1	Alzheimer's Disease	151	144.8
Nephritis/Nephrotic Syn./Nephrosis	139	134.5	Nephritis/Nephrotic Syn./Nephrosis	148	141.9
Parkinson's Disease	94	91.0	Parkinson's Disease	121	116.0

(continued)

## Cause of Death

**Table 12. Leading Underlying Causes of Death for Males by Age, Wisconsin 2002 and 2003**

2002	Number	Rate	2003	Number	Rate
85 YEARS AND OVER	5,284	17,222.9	85 YEARS AND OVER	5,256	16,389.1
Diseases of the Heart	1,767	5,759.5	Diseases of the Heart	1,736	5,413.2
Malignant Neoplasms	825	2,689.0	Malignant Neoplasms	838	2,613.0
Cerebrovascular Diseases	447	1,457.0	Cerebrovascular Diseases	432	1,347.1
Chronic Lower Respiratory Dis.	299	974.6	Chronic Lower Respiratory Dis.	289	901.2
Influenza and Pneumonia	267	870.3	Influenza and Pneumonia	244	760.8
Alzheimer's Disease	194	632.3	Alzheimer's Disease	208	648.6
Accidents (ex. med./surg. comp.)	152	495.4	Nephritis/Nephrotic Syn./Nephrosis	156	486.4
Nephritis/Nephrotic Syn./Nephrosis	138	449.8	Accidents (ex. med./surg. comp.)	151	470.8
Diabetes Mellitus	130	423.7	Diabetes Mellitus	116	361.7
Pneumonitis Due to Solids/Liquids	81	264.0	Parkinson's Disease	92	286.9

Source: Bureau of Health Information and Policy, Division of Public Health, Department of Health and Family Services. For the population estimates used to calculate 2002 rates, see Technical Notes, page 84. For the population estimates used to calculate 2003 rates, see the Technical Notes, page 83.

Notes: Age-specific rates are deaths per 100,000 males in that age group. A rate is not calculated when there were fewer than 20 deaths.

Underlying cause of death is the disease or injury that initiated events resulting in death.

For the ICD-10 codes used for the cause-of-death groupings, see Technical Notes, page 77 and page 78 (infants only).

Conditions abbreviated in this table are spelled out in full in the Technical Notes.

- Accidents were the leading underlying cause of death among males ages 1-14, 15-24 and 25-44.
- Suicide was the second leading cause of death among males ages 15-24 and 25-44.

## Cause of Death

**Table 13. Leading Underlying Causes of Death for Females by Age, Wisconsin 2002 and 2003**

2002	Number	Rate	2003	Number	Rate
<b>TOTAL, ALL AGES</b>	<b>23,983</b>	<b>868.4</b>	<b>TOTAL, ALL AGES</b>	<b>23,544</b>	<b>847.5</b>
Diseases of the Heart	6,396	231.6	Diseases of the Heart	6,213	223.7
Malignant Neoplasms	5,252	190.2	Malignant Neoplasms	5,077	182.8
Cerebrovascular Diseases	2,098	76.0	Cerebrovascular Diseases	1,952	70.3
Chronic Lower Respiratory Dis.	1,165	42.2	Chronic Lower Respiratory Dis.	1,122	40.4
Alzheimer's Disease	967	35.0	Alzheimer's Disease	1,009	36.3
Accidents (ex. med./surg. comp.)	919	33.3	Accidents (ex. med./surg. comp.)	900	32.4
Influenza and Pneumonia	716	25.9	Diabetes Mellitus	676	24.3
Diabetes Mellitus	691	25.0	Influenza and Pneumonia	669	24.1
Nephritis/Nephrotic Syn./Nephrosis	448	16.2	Nephritis/Nephrotic Syn./Nephrosis	458	16.5
Hypertension/Hyperten. Ren. Dis.	238	8.6	Septicemia	240	8.6
<b>LESS THAN 1 YEAR</b>	<b>220</b>	<b>628.8</b>	<b>LESS THAN 1 YEAR</b>	<b>207</b>	<b>603.7</b>
Congenital Malformations, etc.	48	137.2	Congenital Malformations, etc.	46	134.2
Dis. Rel. Short Gest./Low Birthwtg.	37	105.7	Dis. Rel. Short Gest./Low Birthwtg.	36	105.0
Sudden Infant Death Syndrome	17		Sudden Infant Death Syndrome	16	
Newborn Affect. By Comp. Preg.	11		Newborn Affect. By Comp. Placenta	13	
Accidents (ex. med./surg. comp.)	10		Newborn Affect. By Comp. Preg.	12	
Diseases of Circulatory System	9		Atelectasis	7	
Intrauterine Hypoxi/Birth Asphyxia	9		Intrauterine Hypoxia/Birth Asphyxia	6	
Respiratory Distress of Newborn	6		Bacterial Sepsis of Newborn	6	
Respira. Dis. Orig. Perinatal Period	6		Respiratory Distress of Newborn	5	
Bacterial Sepsis of Newborn	5		Accidents (ex. med./surg. comp.)	5	
<b>1-14 YEARS</b>	<b>79</b>	<b>15.8</b>	<b>1-14 YEARS</b>	<b>91</b>	<b>18.2</b>
Accidents (ex. med./surg. comp.)	24	4.8	Accidents (ex. med./surg. comp.)	24	4.8
Congenital Malformations, etc.	11		Malignant Neoplasms	14	
Assault (Homicide)	7		Congenital Malformations, etc.	11	
Malignant Neoplasms	6		Diseases of the Heart	8	
Diseases of the Heart	3		Influenza and Pneumonia	5	
Influenza and Pneumonia	3		Assault (Homicide)	3	
In Situ/Benign/Uncert. Neoplasms	2		Anemias	2	
Acute Bronchitis and Bronchiolitis	2		Meningitis	2	
Anemias	1		Septicemia	1	
Cerebrovascular Diseases	1		Cerebrovascular Diseases	1	
<b>15-24 YEARS</b>	<b>160</b>	<b>40.6</b>	<b>15-24 YEARS</b>	<b>154</b>	<b>38.7</b>
Accidents (ex. med./surg. comp.)	86	21.8	Accidents (ex. med./surg. comp.)	77	19.4
Intentional Self-Harm (Suicide)	12		Intentional Self-Harm (Suicide)	16	
Malignant Neoplasms	9		Diseases of the Heart	10	
Diseases of the Heart	7		Assault (Homicide)	10	
Congenital Malformations, etc.	7		Malignant Neoplasms	8	
Assault (Homicide)	6		Congenital Malformations, etc.	6	
Diabetes Mellitus	2		Pregnancy, Childbirth and Puerperium	3	
Cerebrovascular Diseases	2		Diabetes Mellitus	2	
Chronic Lower Respiratory Dis.	2		Cerebrovascular Diseases	2	
Septicemia	1		Septicemia	1	
<b>25-44 YEARS</b>	<b>728</b>	<b>94.2</b>	<b>25-44 YEARS</b>	<b>657</b>	<b>86.3</b>

(continued)

## Cause of Death

**Table 13. Leading Underlying Causes of Death for Females by Age, Wisconsin 2002 and 2003**

2002			2003		
	Number	Rate		Number	Rate
Malignant Neoplasms	201	26.0	Malignant Neoplasms	182	23.9
Accidents (ex. med./surg. comp.)	137	17.7	Accidents (ex. med./surg. comp.)	133	17.5
Diseases of the Heart	58	7.5	Diseases of the Heart	72	9.5
Intentional Self-Harm (Suicide)	45	5.8	Intentional Self-Harm (Suicide)	40	5.3
Cerebrovascular Diseases	37	4.8	Chronic Liver Dis. and Cirrhosis	28	3.7
Chronic Liver Dis. and Cirrhosis	26	3.4	Cerebrovascular Diseases	20	2.6
Assault (Homicide)	23	3.0	Assault (Homicide)	13	
Diabetes Mellitus	19		Diabetes Mellitus	12	
Congenital Malformations, etc.	14		Human Immunodeficiency Virus	11	
Influenza and Pneumonia	9		Influenza and Pneumonia	10	
<b>45-64 YEARS</b>	<b>2,711</b>	<b>419.2</b>	<b>45-64 YEARS</b>	<b>2,718</b>	<b>406.4</b>
Malignant Neoplasms	1,222	189.0	Malignant Neoplasms	1,203	179.9
Diseases of the Heart	409	63.2	Diseases of the Heart	405	60.6
Accidents (ex. med./surg. comp.)	136	21.0	Accidents (ex. med./surg. comp.)	115	17.2
Cerebrovascular Diseases	117	18.1	Chronic Lower Respiratory Dis.	113	16.9
Chronic Lower Respiratory Dis.	101	15.6	Cerebrovascular Diseases	112	16.7
Diabetes Mellitus	90	13.9	Diabetes Mellitus	99	14.8
Chronic Liver Dis. and Cirrhosis	72	11.1	Chronic Liver Dis. and Cirrhosis	66	9.9
Intentional Self-Harm (Suicide)	43	6.6	Intentional Self-Harm (Suicide)	40	6.0
Influenza and Pneumonia	36	5.6	Nephritis/Nephrotic Synd./Nephrosis	39	5.8
Nephritis/Nephrotic Synd./Nephro.	31	4.8	Septicemia	29	4.3
<b>65-74 YEARS</b>	<b>3,191</b>	<b>1,700.4</b>	<b>65-74 YEARS</b>	<b>3,024</b>	<b>1,609.1</b>
Malignant Neoplasms	1,239	660.2	Malignant Neoplasms	1,133	602.9
Diseases of the Heart	654	348.5	Diseases of the Heart	618	328.8
Chronic Lower Respiratory Dis.	272	144.9	Chronic Lower Respiratory Dis.	230	122.4
Cerebrovascular Diseases	163	86.9	Cerebrovascular Diseases	166	88.3
Diabetes Mellitus	123	65.5	Diabetes Mellitus	138	73.4
Nephritis/Nephrotic Syn./Nephrosis	68	36.2	Accidents (ex. med./surg. comp.)	56	29.8
Accidents (ex. med./surg. comp.)	53	28.2	Nephritis/Nephrotic Syn./Nephrosis	50	26.6
Influenza and Pneumonia	48	25.6	Chronic Liver Dis. and Cirrhosis	43	22.9
Alzheimer's Disease	43	22.9	Alzheimer's Disease	37	19.7
Septicemia	39	20.8	Influenza and Pneumonia	34	18.1
<b>75-84 YEARS</b>	<b>6,743</b>	<b>4,416.4</b>	<b>75-84 YEARS</b>	<b>6,490</b>	<b>4,228.6</b>
Diseases of the Heart	1,812	1,186.8	Diseases of the Heart	1,715	1,117.4
Malignant Neoplasms	1,577	1,032.9	Malignant Neoplasms	1,481	964.9
Cerebrovascular Diseases	624	408.7	Cerebrovascular Diseases	576	375.3
Chronic Lower Respiratory Dis.	428	280.3	Chronic Lower Respiratory Dis.	428	278.9
Alzheimer's Disease	276	180.8	Alzheimer's Disease	239	155.7
Diabetes Mellitus	239	156.5	Diabetes Mellitus	230	149.9
Influenza and Pneumonia	165	108.1	Accidents (ex. med./surg. comp.)	185	120.5
Accidents (ex. med./surg. comp.)	157	102.8	Influenza and Pneumonia	156	101.6
Nephritis/Nephrotic Syn./Nephrosis	138	90.4	Nephritis/Nephrotic Syn./Nephrosis	153	99.7
Parkinson's Disease	85	55.7	Septicemia	77	50.2
<b>(continued)</b>					
<b>85 YEARS AND OVER</b>	<b>10,151</b>	<b>13,932.2</b>	<b>85 YEARS AND OVER</b>	<b>10,203</b>	<b>13,642.2</b>
Diseases of the Heart	3,447	4,731.0	Diseases of the Heart	3,383	4,523.3

## Cause of Death

**Table 13. Leading Underlying Causes of Death for Females by Age, Wisconsin 2002 and 2003**

2002	Number	Rate	2003	Number	Rate
Cerebrovascular Diseases	1,153	1,582.5	Cerebrovascular Diseases	1,075	1,437.4
Malignant Neoplasms	998	1,369.8	Malignant Neoplasms	1,053	1,407.9
Alzheimer's Disease	637	874.3	Alzheimer's Disease	723	966.7
Influenza and Pneumonia	452	620.4	Influenza and Pneumonia	434	580.3
Chronic Lower Respiratory Dis.	352	483.1	Chronic Lower Respiratory Dis.	343	458.6
Accidents (ex. med./surg. comp.)	316	433.7	Accidents (ex. med./surg. comp.)	305	407.8
Diabetes Mellitus	218	299.2	Nephritis/Nephrotic Syn./Nephrosis	208	278.1
Nephritis/Nephrotic Syn./Nephrosis	206	282.7	Diabetes Mellitus	195	260.7
Hypertension/Hyperten. Ren. Dis.	133	182.5	Hypertension/Hyperten. Ren. Dis.	139	185.9

Source: Bureau of Health Information and Policy, Division of Public Health, Department of Health and Family Services. For the population estimates used to calculate 2002 rates, see Technical Notes, page 84. For the population estimates used to calculate 2003 rates, see the Technical Notes, page 83.

Notes: Age-specific rates are deaths per 100,000 females in that age group. A rate is not calculated when there were fewer than 20 deaths.

Underlying cause of death is the disease or injury that initiated events resulting in death.

For the ICD-10 codes used for the cause-of-death groupings, see Technical Notes, page 77 and page 78 (infants only).

Conditions abbreviated in this table are spelled out in full in the Technical Notes.

- Accidents were the leading underlying cause of death among females ages 1-14 and 15-24.
- Malignant neoplasms (cancer) were the leading cause of death among women ages 25-74.
- Diseases of the heart were the leading cause of death among the oldest groups of women (ages 75-84 and ages 85 and older).



**Cause of Death**

**Table 14. Deaths by Underlying Cause of Death, Age and Sex, Wisconsin 2003**

	Total	All Ages		Under 1		1 - 4		5 - 9	
		Male	Female	Male	Female	Male	Female	Male	Female
<b>Age/Sex-Specific Death Rate</b>	837.3	826.9	847.5	688.9	603.7	33.1	29.6	15.4	13.8
<b>Total Deaths, All Causes</b>	46,040	22,495	23,544	246	207	46	39	28	24
Tuberculosis	6	2	4						
Human Immunodeficiency Virus	67	52	15						
Malignant Neoplasms	10,603	5,526	5,077	1	3	4	1	2	5
Stomach	214	127	87						
Colon, Rectum, Anus	1,070	534	536						
Pancreas	631	313	318						
Trachea, Bronchus and Lung	2,718	1,568	1,150						
Breast	773	7	766						
Cervix Uteri, Corpus Uteri, Ovary	486		486						
Prostate	664	664							
Urinary Tract	522	329	193						
Non-Hodgkin's Lymphoma	426	222	204						
Leukemia	477	248	229		3	3			
Other Malignant Neoplasms	2,622	1,514	1,108	1		1	1	2	5
Diabetes Mellitus	1,326	650	676						
Alzheimer's Disease	1,408	399	1,009						
Major Cardiovascular Diseases	16,842	8,037	8,805	8	2	2	5		1
Diseases of the Heart	12,460	6,247	6,213	6	2	2	4		1
Hyp. Heart Dis. w/wo Renal Dis.	534	207	327						
Ischemic Heart Disease	8,179	4,416	3,763						
Other Diseases of the Heart	3,747	1,624	2,123	6	2	2	4		1
Hypertension/Hypertens. Renal Dis.	379	145	234						
Cerebrovascular Diseases	3,204	1,252	1,952	2			1		
Atherosclerosis	186	73	113						
Other Dis. of Circulatory System	613	320	293						
Influenza and Pneumonia	1,164	495	669	3	3	1	3		
Chronic Lower Respiratory Diseases	2,285	1,163	1,122	2					
Peptic Ulcer	74	29	45						
Chronic Liver Disease & Cirrhosis	435	251	184						
Nephritis/Nephrotic Syn./Nephrosis	873	415	458						
Pregnancy, Childbirth & Puerperium	9		9						
Certain Cond. Orig. in Perinatal Per.	238	123	115	122	115	1			
Congenital Malformations, etc.	216	111	104	53	46	7	4	2	5
Sudden Infant Death Syndrome	34	18	16	18	16				
Symptoms, Signs & Lab Findings	129	61	68	1	2	1	2	1	
All Other Diseases	7,098	3,009	4,089	25	13	9	12	9	4
Motor Vehicle Accidents	875	613	262	1	1	3	2	11	5
All Accidents (except motor vehicle)	1,464	816	648	8	4	12	8	2	4
Intentional Self-Harm (Suicide)	642	536	106						
Assault (Homicide)	193	150	43	3	2	6	2	1	
All Other External Causes	59	39	20	1					

(continued)

## Cause of Death

**Table 14. Deaths by Underlying Cause of Death, Age and Sex, Wisconsin 2003**

	10 - 14		15 - 19		20 - 24		25 - 29	
	Male	Female	Male	Female	Male	Female	Male	Female
<b>Age/Sex-Specific Death Rate</b>	22.5	14.4	93.5	44.0	134.3	33.3	121.0	43.6
<b>Total, All Causes</b>	46	28	196	88	277	66	209	71
Tuberculosis							1	
Human Immunodeficiency Virus								
Malignant Neoplasms	3	8	6	6	22	2	11	10
Stomach								
Colon, Rectum, Anus							1	
Pancreas								1
Trachea, Bronchus and Lung					1			
Breast								1
Cervix Uteri, Corpus Uteri, Ovary				1		1		1
Prostate								
Urinary Tract		1						
Non-Hodgkin's Lymphoma	1		1		3	1		
Leukemia		4		1	4		1	3
Other Malignant Neoplasms	2	3	5	4	14		9	4
Diabetes Mellitus	1			2	1		2	4
Alzheimer's Disease								
Major Cardiovascular Diseases		3	6	5	9	7	7	11
Diseases of the Heart		3	4	4	7	6	6	8
Hyp. Heart Dis. w/wo Renal Dis.					1	1		
Ischemic Heart Disease					1	1	2	1
Other Diseases of the Heart		3	4	4	5	4	4	7
Hypertension/Hypertens. Renal Dis.								
Cerebrovascular Diseases			2	1		1		3
Atherosclerosis								
Other Dis. of Circulatory System					2		1	
Influenza and Pneumonia		2				1		1
Chronic Lower Respiratory Diseases	1	1	1		1	1		1
Peptic Ulcer								
Chronic Liver Disease & Cirrhosis							2	1
Nephritis/Nephrotic Syn./Nephrosis								
Pregnancy, Childbirth & Puerperium						3		1
Certain Cond. Orig. in Perinatal Per.								
Congenital Malformations, etc.	1	2	1	3	4	3		4
Sudden Infant Death Syndrome								
Symptoms, Signs & Lab Findings			2		4	2	2	
All Other Diseases	7	6	16	5	10	10	21	10
Motor Vehicle Accidents	14	2	69	49	107	19	59	15
All Accidents (except motor vehicle)	9	3	29	5	39	4	35	3
Intentional Self-Harm (Suicide)	7		37	9	43	7	43	5
Assault (Homicide)	1	1	27	4	31	6	23	5
All Other External Causes	2		2		6	1	3	

(continued)

**Cause of Death**

**Table 14. Deaths by Underlying Cause of Death, Age and Sex, Wisconsin 2003**

	30 – 34		35 – 39		40 – 44		45 – 49	
	Male	Female	Male	Female	Male	Female	Male	Female
<b>Age/Sex-Specific Death Rate</b>	122.2	58.1	157.8	92.2	222.1	133.6	352.1	213.2
<b>Total, All Causes</b>	220	101	317	183	503	302	762	457
Tuberculosis								
Human Immunodeficiency Virus	3		10	6	16	5	7	1
Malignant Neoplasms	12	24	38	59	67	89	154	174
Stomach				1		3	6	1
Colon, Rectum, Anus			3	6	7	6	14	6
Pancreas		1	1	2	4	2	7	9
Trachea, Bronchus and Lung			4	5	13	23	37	35
Breast		10		16		21		53
Cervix Uteri, Corpus Uteri, Ovary		3		8		9		25
Prostate					1		5	
Urinary Tract			1		3		8	1
Non-Hodgkin's Lymphoma	1	1	2	1	5	1	6	4
Leukemia	4	5	3	4	3	5	4	5
Other Malignant Neoplasms	7	4	24	16	31	19	67	35
Diabetes Mellitus	5		6	3	15	5	19	13
Alzheimer's Disease								
Major Cardiovascular Diseases	39	11	45	20	107	52	226	83
Diseases of the Heart	33	10	38	15	89	39	198	60
Hyp. Heart Dis. w/wo Renal Dis.	4	2	3	2	4	3	10	8
Ischemic Heart Disease	13	3	22	3	65	21	154	30
Other Diseases of the Heart	16	5	13	10	20	15	34	22
Hypertension/Hypertens. Renal Dis.			1		1			
Cerebrovascular Diseases	5	1	6	3	16	13	18	19
Atherosclerosis	1						2	
Oth. Dis. of Circulatory System				2	1		8	4
Influenza and Pneumonia	2	1	4	4	5	4	1	6
Chronic Lower Respiratory Diseases			1	1	5	4	14	4
Peptic Ulcer		1			1		1	1
Chronic Liver Disease & Cirrhosis	3	4	6	9	20	14	30	16
Nephritis/Nephrotic Syn./Nephrosis			2	3	5	5	6	8
Pregnancy, Childbirth & Puerperium		2		1		2		
Certain Cond. Orig. in Perinatal Per.								
Congenital Malformations, etc.	6	3	3	1	4	1	1	4
Sudden Infant Death Syndrome								
Symptoms, Signs & Lab Findings		1	1	2	6	2	4	3
All Other Diseases	21	12	39	23	60	46	97	82
Motor Vehicle Accidents	32	15	47	17	43	18	55	19
All Accidents (except motor vehicle)	37	15	51	16	74	34	71	21
Intentional Self-Harm (Suicide)	40	8	51	12	61	15	62	12
Assault (Homicide)	17	1	9	4	11	3	10	7
All Other External Causes	3	3	4	2	3	3	4	3

(continued)

## Cause of Death

**Table 14. Deaths by Underlying Cause of Death, Age and Sex, Wisconsin 2003**

	50 - 54		55 - 59		60 - 64		65 - 69	
	Male	Female	Male	Female	Male	Female	Male	Female
<b>Age/Sex-Specific Death Rate</b>	504.9	305.7	801.6	512.8	1,213.8	783.4	1,975.0	1,238.4
<b>Total, All Causes</b>	957	571	1,186	769	1,345	921	1,721	1,201
Tuberculosis				2				1
Human Immunodeficiency Virus	12	2	2		1			1
Malignant Neoplasms	291	246	409	366	463	417	636	470
Stomach	12	3	5	3	9	4	13	8
Colon, Rectum, Anus	28	17	39	26	30	25	73	32
Pancreas	24	9	17	27	32	25	42	27
Trachea, Bronchus and Lung	77	52	144	92	157	128	205	162
Breast	2	68	1	81		75		46
Cervix Uteri, Corpus Uteri, Ovary		26		34		44		49
Prostate	11		14		26		49	
Urinary Tract	15	7	21	5	20	16	34	15
Non-Hodgkin's Lymphoma	10	5	17	7	26	11	25	14
Leukemia	10	5	14	10	24	11	31	15
Other Malignant Neoplasms	102	54	137	81	139	78	164	102
Diabetes Mellitus	36	33	39	29	55	24	57	62
Alzheimer's Disease			2	3	7	7	4	12
Major Cardiovascular Diseases	274	87	383	151	465	235	607	291
Diseases of the Heart	215	62	333	114	391	169	489	222
Hyp. Heart Dis. w/wo Renal Dis.	6	2	20	13	13	13	21	16
Ischemic Heart Disease	170	33	246	70	307	100	391	144
Other Diseases of the Heart	39	27	67	31	71	56	77	62
Hypertension/Hypertens. Renal Dis.	7	4	4	3	10	4	4	6
Cerebrovascular Diseases	42	17	35	31	47	45	86	52
Atherosclerosis		1	1		3		5	2
Oth. Dis. of Circulatory System	10	3	10	3	14	17	23	9
Influenza and Pneumonia	10	8	7	9	11	3	22	10
Chronic Lower Respiratory Diseases	19	12	28	22	69	75	104	102
Peptic Ulcer	2	2	1		4		1	3
Chronic Liver Disease & Cirrhosis	32	15	37	24	33	11	25	20
Nephritis/Nephrotic Syn./Nephrosis	10	5	17	5	14	21	18	22
Pregnancy, Childbirth & Puerperium								
Certain Cond. Orig. in Perinatal Per.								
Congenital Malformations, etc.	7	5	4	1	5	3	2	2
Sudden Infant Death Syndrome								
Symptoms, Signs & Lab Findings	5	1	3	1	2			2
All Other Diseases	114	102	150	115	147	105	182	173
Motor Vehicle Accidents	35	13	29	10	17	8	15	8
All Accidents (except motor vehicle)	42	21	39	18	24	7	30	17
Intentional Self-Harm (Suicide)	58	17	31	8	26	3	17	3
Assault (Homicide)	6	2	3	2	1	1		1
All Other External Causes	4		2	3	1	1	1	1

(continued)

## Cause of Death

**Table 14. Deaths by Underlying Cause of Death, Age and Sex, Wisconsin 2003**

	70 – 74		75 – 79		80 – 84		85 – 89	
	Male	Female	Male	Female	Male	Female	Male	Female
<b>Age/Sex-Specific Death Rate</b>	3,148.4	2,004.4	5,161.9	3,216.8	8,585.3	5,472.9	13,462.0	9,318.8
<b>Total, All Causes</b>	2,384	1,823	3,252	2,723	3,544	3,767	3,068	4,432
Tuberculosis	1		1			1		
Human Immunodeficiency Virus								
Malignant Neoplasms	787	663	949	732	833	749	578	616
Stomach	16	12	25	11	22	16	14	16
Colon, Rectum, Anus	80	64	103	77	69	105	61	81
Pancreas	51	42	57	44	46	57	21	45
Trachea, Bronchus and Lung	257	178	278	181	221	163	128	81
Breast	1	77		95	2	91		76
Cervix Uteri, Corpus Uteri, Ovary		58		63		71		67
Prostate	61		131		152		134	
Urinary Tract	52	30	65	26	47	28	38	39
Non-Hodgkin's Lymphoma	29	27	32	38	34	36	22	41
Leukemia	34	22	39	34	35	42	32	29
Other Malignant Neoplasms	206	153	219	163	205	140	128	141
Diabetes Mellitus	76	76	114	93	108	137	75	112
Alzheimer's Disease	27	25	53	75	98	164	110	275
Major Cardiovascular Diseases	854	557	1,220	965	1,464	1,504	1,326	1,935
Diseases of the Heart	671	396	940	688	1,089	1,027	980	1,345
Hyp. Hrt. Dis. w/wo Renal Dis.	15	14	24	31	28	48	36	57
Ischemic Heart Disease	513	271	675	452	742	632	649	825
Other Diseases of the Heart	143	111	241	205	319	347	295	463
Hypertension/Hypertens. Renal Dis.	19	13	23	22	37	43	22	57
Cerebrovascular Diseases	115	114	191	208	255	368	263	447
Atherosclerosis	7	5	5	5	18	16	13	31
Oth. Dis. of Circulatory System	42	29	61	42	65	50	48	55
Influenza and Pneumonia	31	24	64	63	90	93	121	163
Chronic Lower Respiratory Diseases	157	128	236	214	236	214	174	213
Peptic Ulcer	3	4	3	4	4	8	5	4
Chronic Liver Disease & Cirrhosis	25	23	18	16	14	18	4	10
Nephritis/Nephrotic Syn/Nephrosis	39	28	64	58	84	95	79	104
Pregnancy, Childbirth & Puerperium								
Certain Cond. Orig in Perinatal Per.								
Congenital Malformations, etc.	2	5	2	5	5	5	2	2
Sudden Infant Death Syndrome								
Symptoms, Signs & Lab Findings	5	3	8	7	4	8	4	8
All Other Diseases	289	249	424	413	498	654	505	865
Motor Vehicle Accidents	21	14	19	20	23	18	9	8
All Accidents (except motor vehicle)	46	19	60	56	70	95	68	117
Intentional Self-Harm (Suicide)	19	5	17		12	1	8	
Assault (Homicide)	1			1		1		
All Other External Causes	1			1	1	2		

(continued)

**Table 14. Deaths by Underlying Cause of Death, Age and Sex, Wisconsin 2003**

	90 – 94		95+	
	Male	Female	Male	Female
<b>Age/Sex-Specific Death Rate</b>	21,601.0	17,331.1	32,650.6	34,686.5
<b>Total, All Causes</b>	1,646	3,669	542	2,102
Tuberculosis				
Human Immunodeficiency Virus				
Malignant Neoplasms	212	333	48	104
Stomach	4	9	1	
Colon, Rectum, Anus	22	71	4	20
Pancreas	11	19		8
Trachea, Bronchus and Lung	39	40	7	10
Breast	1	35		21
Cervix Uteri, Corpus Uteri, Ovary		22		4
Prostate	61		19	
Urinary Tract	22	22	3	3
Non-Hodgkin's Lymphoma	7	16	1	1
Leukemia	5	18	2	13
Other Malignant Neoplasms	40	81	11	24
Diabetes Mellitus	31	65	10	18
Alzheimer's Disease	77	287	21	161
Major Cardiovascular Diseases	730	1,786	265	1,094
Diseases of the Heart	549	1,236	207	802
Hyp. Heart Dis. w/wo Renal Disease	17	60	5	57
Ischemic Heart Disease	341	727	125	450
Other Diseases of the Heart	191	449	77	295
Hypertension/Hypertens. Renal Dis.	10	53	7	29
Cerebrovascular Diseases	128	410	41	218
Atherosclerosis	13	27	5	26
Oth. Dis. of Circulatory System	30	60	5	19
Influenza and Pneumonia	84	144	39	127
Chronic Lower Respiratory Diseases	93	96	22	34
Peptic Ulcer	4	14		4
Chronic Liver Disease & Cirrhosis	1	3	1	
Nephritis/Nephrotic Syn./Nephrosis	61	72	16	32
Pregnancy, Childbirth & Puerperium				
Certain Cond. Orig. in Perinatal Per.				
Congenital Malformations, etc.				
Sudden Infant Death Syndrome				
Symptoms, Signs & Lab Findings	4	12	4	12
All Other Diseases	292	740	94	450
Motor Vehicle Accidents	3	1	1	
All Accidents (except motor vehicle)	51	115	19	66
Intentional Self-Harm (Suicide)	2	1	2	
Assault (Homicide)				
All Other External Causes	1			

Source: Bureau of Health Information and Policy, Division of Public Health, Department of Health and Family Services. For the population data used to calculate rates, see Technical Notes, page 83.

Notes: The age/sex-specific rates are deaths per 100,000 population in that age/sex group. Underlying cause of death is the disease or injury that initiated events resulting in death. For the ICD-10 codes used for cause-of-death groupings, see Technical Notes, page 80. Conditions abbreviated in this table are spelled out in full in the Technical Notes. The total includes one death for which sex was unknown.

**Cause of Death**

**Table 15. Deaths by Underlying Cause of Death, Race and Sex, Wisconsin 2003**

	<b>Total</b>		<b>White</b>		<b>Black/African American</b>		<b>American Indian</b>	
	Male	Female	Male	Female	Male	Female	Male	Female
<b>Total Deaths, All Causes</b>	<b>22,495</b>	<b>23,544</b>	<b>21,187</b>	<b>22,366</b>	<b>1,039</b>	<b>911</b>	<b>151</b>	<b>137</b>
Tuberculosis	2	4	2	4				
Human Immunodeficiency Virus	52	15	27	8	24	6	1	1
Malignant Neoplasms	5,526	5,077	5,265	4,814	218	210	23	24
Stomach	127	87	114	82	8	3	3	
Colon, Rectum, Anus	534	536	506	506	20	23	6	3
Pancreas	313	318	300	301	10	14		1
Trachea, Bronchus and Lung	1,568	1,150	1,479	1,078	80	61	5	8
Breast	7	766	7	724		36		4
Cervix/Corpus Uteri, Ovary		486		458		22		1
Prostate	664		635		26		1	
Urinary Tract	329	193	320	187	8	5	1	
Non-Hodgkin's Lymphoma	222	204	220	199	1	4		1
Leukemia	248	229	240	219	7	6		3
Other Malignant Neoplasms	1,514	1,108	1,444	1,060	58	36	7	3
Diabetes Mellitus	650	676	603	604	33	60	9	8
Alzheimer's Disease	399	1,009	387	988	10	17	1	2
Major Cardiovascular Diseases	8,037	8,805	7,685	8,456	276	271	42	41
Diseases of the Heart	6,247	6,213	5,978	5,973	211	185	35	33
Hyp. Heart Dis. w/wo Renal Disease	207	327	173	295	30	30	2	
Ischemic Heart Diseases	4,416	3,763	4,259	3,645	114	82	27	20
Other Diseases of the Heart	1,624	2,123	1,546	2,033	67	73	6	13
Primary Hypertension/Hypertensive Renal Disease	145	234	136	220	8	14		
Cerebrovascular Diseases	1,252	1,952	1,193	1,873	45	58	5	7
Atherosclerosis	73	113	71	110	2	2		1
Other Diseases of Circulatory System	320	293	307	280	10	12	2	
Influenza and Pneumonia	495	669	472	635	16	23	5	8
Chronic Lower Respiratory Diseases	1,163	1,122	1,119	1,095	32	19	8	5
Peptic Ulcer	29	45	28	45	1			
Chronic Liver Disease and Cirrhosis	251	184	232	167	15	11	3	6
Nephritis/Nephrotic Syn./Nephrosis	415	458	376	417	33	28	2	7
Pregnancy, Childbirth and Puerperium		9		7		2		
Certain Cond. Orig. Perinatal Period	123	115	89	81	25	26	3	1
Congenital Malformations, etc.	111	104	96	83	10	18	2	1
Sudden Infant Death Syndrome	18	16	13	8	4	8		
Symptoms, Signs and Lab Findings	61	68	56	64	4	4	1	
All Other Diseases	3,009	4,089	2,821	3,884	154	169	17	22
Motor Vehicle Accidents	613	262	578	242	19	7	9	3
All Accidents (except motor vehicle)	816	648	742	618	56	17	14	5
Intentional Self-Harm (Suicide)	536	106	504	95	18	6	8	2
Assault (Homicide)	150	43	62	33	84	9	2	1
All Other External Causes	39	20	30	18	7		1	

(continued)

## Cause of Death

**Table 15. Deaths by Underlying Cause of Death, Race and Sex, Wisconsin 2003**

	Laotian/Hmong		Other Asian		All Other	
	Male	Female	Male	Female	Male	Female
<b>Total Deaths, All Causes</b>	<b>47</b>	<b>54</b>	<b>60</b>	<b>75</b>	<b>3</b>	<b>1</b>
Tuberculosis						
Human Immunodeficiency Virus						
Malignant Neoplasms	6	10	12	19	2	
Stomach	1	2			1	
Colon, Rectum, Anus			2	4		
Pancreas	1	1	1	1	1	
Trachea, Bronchus and Lung		1	4	2		
Breast		1		1		
Cervix/Corpus Uteri, Ovary		2		3		
Prostate	1		1			
Urinary Tract				1		
Non-Hodgkin's Lymphoma			1			
Leukemia	1	1				
Other Malignant Neoplasms	2	2	3	7		
Diabetes Mellitus	3	3	2	1		
Alzheimer's Disease				2		
Major Cardiovascular Diseases	14	14	19	23		
Diseases of the Heart	9	9	13	13		
Hyp. Heart Dis. w/wo Renal Disease	1	2	1			
Ischemic Heart Diseases	5	5	10	11		
Other Diseases of the Heart	3	2	2	2		
Primary Hypertension/Hypertensive Renal Disease			1			
Cerebrovascular Diseases	5	4	4	10		
Atherosclerosis						
Other Diseases of Circulatory System		1	1			
Influenza and Pneumonia	1	2	1	1		
Chronic Lower Respiratory Disease	1	1	2	2		
Peptic Ulcer						
Chronic Liver Disease and Cirrhosis			1			
Nephritis/Nephrotic Syndrome/Nephrosis	2	4	1	2		
Pregnancy, Childbirth and Puerperium						
Certain Conditions Orig. Perinatal Period	3	6	3	1		
Congenital Malformations, etc.	3	1		1		
Sudden Infant Death Syndrome			1			
Symptoms, Signs and Lab Findings						
All Other Diseases	8	4	8	10	1	
Motor Vehicle Accidents	1	5	4	5		
All Accidents (except motor vehicle)	1	3	1	5		
Intentional Self-Harm (Suicide)	3	1	3	2		
Assault (Homicide)	1		1			
All Other External Causes			1	1		1

Source: Bureau of Health Information and Policy, Division of Public Health, Department of Health and Family Services.

Notes: Underlying cause of death is the disease or injury that initiated events resulting in death. For ICD-10 codes used, see Technical Notes, page 80. Included in the total of this table are eight male deaths for which race was unknown. The "All Other" category consists of four deaths where race was reported as "Hawaiian." One death for which sex was unknown was excluded.



## Cause of Death

**Table 16. Deaths by Underlying Cause of Death, Hispanic Origin and Sex, Wisconsin 2003**

	Total		Hispanic/Latino		Non-Hispanic/Latino	
	Male	Female	Male	Female	Male	Female
<b>Total Deaths, All Causes</b>	<b>22,495</b>	<b>23,544</b>	<b>256</b>	<b>140</b>	<b>22,239</b>	<b>23,404</b>
Tuberculosis	2	4			2	4
Human Immunodeficiency Virus	52	15		1	52	14
Malignant Neoplasms	5,526	5,077	42	27	5,484	5,050
Stomach	127	87	3	3	124	84
Colon, Rectum, Anus	534	536	5	2	529	534
Pancreas	313	318	5	1	308	317
Trachea, Bronchus and Lung	1,568	1,150	9	5	1,559	1,145
Breast	7	766		2	7	764
Cervix/Corpus Uteri, Ovary		486		4		482
Prostate	664		1		663	
Urinary Tract	329	193	1		328	193
Non-Hodgkin's Lymphoma	222	204	1	1	221	203
Leukemia	248	229	1	2	247	227
Other Malignant Neoplasms	1,514	1,108	16	7	1,498	1,101
Diabetes Mellitus	650	676	6	13	644	663
Alzheimer's Disease	399	1,009	2	2	397	1,007
Major Cardiovascular Diseases	8,037	8,805	63	38	7,974	8,767
Diseases of the Heart	6,247	6,213	48	26	6,199	6,187
Hyp. Heart Dis. w/wo Renal Disease	207	327	3	1	204	326
Ischemic Heart Diseases	4,416	3,763	32	14	4,384	3,749
Other Diseases of the Heart	1,624	2,123	13	11	1,611	2,112
Primary Hypertension/Hypertensive Renal Disease	145	234	1	1	144	233
Cerebrovascular Diseases	1,252	1,952	11	9	1,241	1,943
Atherosclerosis	73	113	1		72	113
Other Dis. of Circulatory System	320	293	2	2	318	291
Influenza and Pneumonia	495	669	2	2	493	667
Chronic Lower Respiratory Diseases	1,163	1,122	2	2	1,161	1,120
Peptic Ulcer	29	45			29	45
Chronic Liver Disease and Cirrhosis	251	184	8	3	243	181
Nephritis/Nephrotic Syndrome/Nephrosis	415	458	3	1	412	457
Pregnancy, Childbirth and the Puerperium		9				9
Certain Conditions Orig. Perinatal Period	123	115	12	8	111	107
Congenital Malformations, etc.	111	104	7	6	104	98
Sudden Infant Death Syndrome	18	16	1	1	17	15
Symptoms, Signs & Lab Findings	61	68	2		59	68
All Other Diseases	3,009	4,089	33	23	2,976	4,066
Motor Vehicle Accidents	613	262	27	7	586	255
All Accidents (except motor vehicle)	816	648	19	3	797	645
Intentional Self-Harm (Suicide)	536	106	8	2	528	104
Assault (Homicide)	150	43	18	1	132	42
All Other External Causes	39	20	1		38	20

Source: Bureau of Health Information and Policy, Division of Public Health, Department of Health and Family Services.

Notes: Underlying cause of death is the disease or injury that initiated events resulting in death. For the ICD-10 codes used for cause-of-death groupings, see Technical Notes, page 80. This table excludes one death for which sex was unknown.

**Cause of Death**

**Table 17. Leading Underlying Causes of Death by Race, Wisconsin 2002 and 2003**

2002			2003		
	Number	Percent		Number	Percent
<b>TOTAL, ALL RACES</b>	<b>46,893</b>	<b>100.0</b>	<b>TOTAL, ALL RACES</b>	<b>46,040</b>	<b>100.0</b>
Diseases of the Heart	12,877	27.5	Diseases of the Heart	12,460	27.1
Malignant Neoplasms	10,809	23.1	Malignant Neoplasms	10,603	23.0
Cerebrovascular Diseases	3,470	7.4	Cerebrovascular Diseases	3,204	7.0
Chronic Lower Respiratory Dis.	2,330	5.0	Accidents (ex. med./surg. comp.)	2,323	5.0
Accidents (ex. med./surg. comp.)	2,234	4.8	Chronic Lower Respiratory Dis.	2,285	5.0
Diabetes Mellitus	1,353	2.9	Alzheimer's Disease	1,408	3.1
Alzheimer's Disease	1,343	2.9	Diabetes Mellitus	1,326	2.9
Influenza and Pneumonia	1,286	2.7	Influenza and Pneumonia	1,164	2.5
Nephritis/Nephrotic/Nephrosis	853	1.8	Nephritis/Nephrotic/Nephrosis	873	1.9
Intentional Self-Harm (Suicide)	626	1.3	Intentional Self-Harm (Suicide)	642	1.4
Chronic Liver Disease/Cirrhosis	436	0.9	Chronic Liver Disease/Cirrhosis	435	0.9
Septicemia	427	0.9	Parkinson's Disease	434	0.9
Parkinson's Disease	404	0.9	Septicemia	406	0.9
<b>WHITE</b>	<b>44,563</b>	<b>100.0</b>	<b>WHITE</b>	<b>43,554</b>	<b>100.0</b>
Diseases of the Heart	12,391	27.8	Diseases of the Heart	11,951	27.4
Malignant Neoplasms	10,327	23.2	Malignant Neoplasms	10,079	23.1
Cerebrovascular Diseases	3,327	7.5	Cerebrovascular Diseases	3,066	7.0
Chronic Lower Respiratory Dis.	2,256	5.1	Chronic Lower Respiratory Dis.	2,214	5.1
Accidents (ex. med./surg. comp.)	2,067	4.6	Accidents (ex. med./surg. comp.)	2,165	5.0
Alzheimer's Disease	1,320	3.0	Alzheimer's Disease	1,375	3.2
Diabetes Mellitus	1,259	2.8	Diabetes Mellitus	1,207	2.8
Influenza and Pneumonia	1,244	2.8	Influenza and Pneumonia	1,107	2.5
Nephritis/Nephrotic/Nephrosis	774	1.7	Nephritis/Nephrotic/Nephrosis	793	1.8
Intentional Self-Harm (Suicide)	596	1.3	Intentional Self-Harm (Suicide)	599	1.4
Septicemia	405	0.9	Parkinson's Disease	428	1.0
Parkinson's Disease	397	0.9	Chronic Liver Disease/Cirrhosis	399	0.9
Chronic Liver Disease/Cirrhosis	397	0.9	Septicemia	379	0.9
<b>BLACK/AFRICAN AMERICAN</b>	<b>1,853</b>	<b>100.0</b>	<b>BLACK/AFRICAN AMERICAN</b>	<b>1,950</b>	<b>100.0</b>
Diseases of the Heart	406	21.9	Malignant Neoplasms	428	21.9
Malignant Neoplasms	393	21.2	Diseases of the Heart	396	20.3
Cerebrovascular Diseases	115	6.2	Cerebrovascular Diseases	103	5.3
Accidents (ex. med./surg. comp.)	109	5.9	Accidents (ex. med./surg. comp.)	98	5.0
Assault (Homicide)	93	5.0	Assault (Homicide)	93	4.8
Diabetes Mellitus	70	3.8	Diabetes Mellitus	93	4.8
Certain Cond. Orig. Perinatal Per.	69	3.7	Nephritis/Nephrotic/Nephrosis	61	3.1
Nephritis/Nephrotic/Nephrosis	64	3.5	Chronic Lower Respiratory Dis.	51	2.6
Chronic Lower Respiratory Dis.	52	2.8	Certain Cond. Orig. Perinatal Per.	51	2.6
Influenza and Pneumonia	30	1.6	Influenza and Pneumonia	39	2.0
Human Immunodeficiency Virus	27	1.5	Human Immunodeficiency Virus	30	1.5
Hypertension/Hyperten. Ren. Dis.	24	1.3	Congenital Malformations, etc.	28	1.4
Chronic Liver Disease/Cirrhosis	22	1.2	Alzheimer's Disease	27	1.4

(continued)

## Cause of Death

**Table 17. Leading Underlying Causes of Death by Race, Wisconsin 2002 and 2003**

2002	Number	Percent	2003	Number	Percent
AMERICAN INDIAN	284	100.0	AMERICAN INDIAN	288	100.0
Diseases of the Heart	57	20.1	Diseases of the Heart	68	23.6
Malignant Neoplasms	45	15.8	Malignant Neoplasms	47	16.3
Accidents (ex. med./surg. comp.)	37	13.0	Accidents (ex. med./surg. comp.)	31	10.8
Diabetes Mellitus	17	6.0	Diabetes Mellitus	17	5.9
Chronic Lower Respiratory Dis.	16	5.6	Influenza and Pneumonia	13	4.5
Chronic Liver Disease/Cirrhosis	15	5.3	Chronic Lower Respiratory Dis.	13	4.5
Cerebrovascular Diseases	12	4.2	Cerebrovascular Diseases	12	4.2
Influenza and Pneumonia	10	3.5	Intentional Self-Harm (Suicide)	10	3.5
Pneumonitis Due to Solids/Liquid	8	2.8	Chronic Liver Disease/Cirrhosis	9	3.1
Nephritis/Nephrotic/Nephrosis	8	2.8	Nephritis/Nephrotic/Nephrosis	9	3.1
Assault (Homicide)	4	1.4	Septicemia	4	1.4
Septicemia	3	1.1	Certain Cond. Orig. Perinatal Per.	4	1.4
Intentional Self-Harm (Suicide)	3	1.1	Parkinson's Disease	3	1.0
ASIAN	192	100.0	ASIAN	236	100.0
Malignant Neoplasms	44	22.9	Malignant Neoplasms	47	19.9
Diseases of the Heart	23	12.0	Diseases of the Heart	44	18.6
Accidents (ex. med./surg. comp.)	21	10.9	Accidents (ex. med./surg. comp.)	25	10.6
Cerebrovascular Diseases	16	8.3	Cerebrovascular Diseases	23	9.7
Diabetes Mellitus	7	3.6	Certain Cond. Orig. Perinatal Per.	13	5.5
Nephritis/Nephrotic/Nephrosis	7	3.6	Diabetes Mellitus	9	3.8
Congenital Malformations, etc.	7	3.6	Nephritis/Nephrotic/Nephrosis	9	3.8
Intentional Self-Harm (Suicide)	7	3.6	Intentional Self-Harm (Suicide)	9	3.8
Chronic Lower Respiratory Dis.	6	3.1	Chronic Lower Respiratory Dis.	6	2.5
Aortic Aneurysm and Dissection	5	2.6	Influenza and Pneumonia	5	2.1
Certain Cond. Orig. Perinatal Per.	5	2.6	Congenital Malformations, etc.	5	2.1
Viral Hepatitis	3	1.6	Viral Hepatitis	3	1.3
Assault (Homicide)	3	1.6	Alzheimer's Disease	2	0.8

Source: Bureau of Health Information and Policy, Division of Public Health, Department of Health and Family Services.

Notes: Totals include one record in 2002 and eight records in 2003 for which race was unknown. Totals in 2003 include four decedents with race reported as Hawaiian. Underlying cause of death is the disease or injury that initiated the events resulting in death.

For the ICD-10 codes used for cause-of-death groupings, see Technical Notes, page 77.

Conditions abbreviated in this table are spelled out in full in the Technical Notes.

- Diseases of the heart and cancer were the two leading underlying causes of death in each race group. In 2003, diseases of the heart accounted for 20 percent of deaths among African Americans, 27 percent of deaths among whites, 24 percent of deaths among American Indians and 19 percent of deaths among Asians. Cancer accounted for 22 percent of deaths among African Americans, 23 percent of deaths among whites, 16 percent of deaths among American Indians and 20 percent of deaths among Asians.
- Accidents accounted for 5 percent of total deaths in 2003, and the same percentage among whites and African Americans. Accidents accounted for 11 percent of Asian and American Indian deaths.
- Differences in leading causes of death by race reflect differences in population age structure (as well as many other possible factors): compared with the total state population, larger proportions of blacks and other minority groups are children and young adults.

**Cause of Death**

**Table 18. Leading Underlying Causes of Death for Males by Race, Wisconsin 2002 and 2003**

<b>2002</b>	<b>Number</b>	<b>Percent</b>	<b>2003</b>	<b>Number</b>	<b>Percent</b>
<b>TOTAL, ALL RACES</b>	<b>22,909</b>	<b>100.0</b>	<b>TOTAL, ALL RACES</b>	<b>22,495</b>	<b>100.0</b>
Diseases of the Heart	6,481	28.3	Diseases of the Heart	6,247	27.8
Malignant Neoplasms	5,557	24.3	Malignant Neoplasms	5,526	24.6
Cerebrovascular Diseases	1,372	6.0	Accidents (ex. med./surg. comp.)	1,423	6.3
Accidents (ex. med./surg. comp.)	1,315	5.7	Cerebrovascular Diseases	1,252	5.6
Chronic Lower Respiratory Dis.	1,165	5.1	Chronic Lower Respiratory Dis.	1,163	5.2
Diabetes Mellitus	662	2.9	Diabetes Mellitus	650	2.9
Influenza and Pneumonia	570	2.5	Intentional Self-Harm (Suicide)	536	2.4
Intentional Self-Harm (Suicide)	511	2.2	Influenza and Pneumonia	495	2.2
Nephritis/Nephrotic/Nephrosis	405	1.8	Nephritis/Nephrotic/Nephrosis	415	1.8
Alzheimer's Disease	376	1.6	Alzheimer's Disease	399	1.8
Chronic Liver Disease/Cirrhosis	269	1.2	Parkinson's Disease	255	1.1
Parkinson's Disease	215	0.9	Chronic Liver Disease/Cirrhosis	251	1.1
Aortic Aneurysm and Dissection	205	0.9	Aortic Aneurysm and Dissection	198	0.9
<b>WHITE</b>	<b>21,631</b>	<b>100.0</b>	<b>WHITE</b>	<b>21,187</b>	<b>100.0</b>
Diseases of the Heart	6,199	28.7	Diseases of the Heart	5,978	28.2
Malignant Neoplasms	5,304	24.5	Malignant Neoplasms	5,265	24.9
Cerebrovascular Diseases	1,310	6.1	Accidents (ex. med./surg. comp.)	1,315	6.2
Accidents (ex. med./surg. comp.)	1,204	5.6	Cerebrovascular Diseases	1,193	5.6
Chronic Lower Respiratory Dis.	1,134	5.2	Chronic Lower Respiratory Dis.	1,119	5.3
Diabetes Mellitus	627	2.9	Diabetes Mellitus	603	2.8
Influenza and Pneumonia	550	2.5	Intentional Self-Harm (Suicide)	504	2.4
Intentional Self-Harm (Suicide)	485	2.2	Influenza and Pneumonia	472	2.2
Alzheimer's Disease	366	1.7	Alzheimer's Disease	387	1.8
Nephritis/Nephrotic/Nephrosis	366	1.7	Nephritis/Nephrotic/Nephrosis	376	1.8
Chronic Liver Disease/Cirrhosis	241	1.1	Parkinson's Disease	251	1.2
Parkinson's Disease	212	1.0	Chronic Liver Disease/Cirrhosis	232	1.1
Aortic Aneurysm and Dissection	194	0.9	Aortic Aneurysm and Dissection	192	0.9
<b>BLACK/AFRICAN AMERICAN</b>	<b>1,027</b>	<b>100.0</b>	<b>BLACK/AFRICAN AMERICAN</b>	<b>1,039</b>	<b>100.0</b>
Diseases of the Heart	235	22.9	Malignant Neoplasms	218	21.0
Malignant Neoplasms	207	20.2	Diseases of the Heart	211	20.3
Assault (Homicide)	79	7.7	Assault (Homicide)	84	8.1
Accidents (ex. med./surg. comp.)	71	6.9	Accidents (ex. med./surg. comp.)	74	7.1
Cerebrovascular Diseases	50	4.9	Cerebrovascular Diseases	45	4.3
Certain Cond. Orig. Perinatal Per.	39	3.8	Diabetes Mellitus	33	3.2
Nephritis/Nephrotic/Nephrosis	33	3.2	Nephritis/Nephrotic/Nephrosis	33	3.2
Diabetes Mellitus	28	2.7	Chronic Lower Respiratory Dis.	32	3.1
Chronic Lower Respiratory Dis.	23	2.2	Certain Cond. Orig. Perinatal Per.	25	2.4
Human Immunodeficiency Virus	22	2.1	Human Immunodeficiency Virus	24	2.3
Intentional Self-Harm (Suicide)	18	1.8	Intentional Self-Harm (Suicide)	18	1.7
Chronic Liver Disease/Cirrhosis	17	1.7	Influenza and Pneumonia	16	1.5
Influenza and Pneumonia	13	1.3	Chronic Liver Disease/Cirrhosis	15	1.4

(continued)

## Cause of Death

**Table 18. Leading Underlying Causes of Death for Males by Race, Wisconsin 2002 and 2003**

2002	Number	Percent	2003	Number	Percent
<b>AMERICAN INDIAN</b>	<b>148</b>	<b>100.0</b>	<b>AMERICAN INDIAN</b>	<b>151</b>	<b>100.0</b>
Diseases of the Heart	34	23.0	Diseases of the Heart	35	23.2
Malignant Neoplasms	26	17.6	Malignant Neoplasms	23	15.2
Accidents (ex. med./surg. comp.)	22	14.9	Accidents (ex. med./surg. comp.)	23	15.2
Chronic Liver Disease/Cirrhosis	10	6.8	Diabetes Mellitus	9	6.0
Influenza and Pneumonia	5	3.4	Chronic Lower Respiratory Dis.	8	5.3
Chronic Lower Respiratory Dis.	5	3.4	Intentional Self-Harm (Suicide)	8	5.3
Pneumonitis Due to Solids/Liquids	5	3.4	Cerebrovascular Diseases	5	3.3
Nephritis/Nephrotic/Nephrosis	5	3.4	Influenza and Pneumonia	5	3.3
Cerebrovascular Diseases	4	2.7	Chronic Liver Disease/Cirrhosis	3	2.0
Diabetes Mellitus	3	2.0	Certain Cond. Orig. Perinatal Per.	3	2.0
Intentional Self-Harm (Suicide)	3	2.0	Nephritis/Nephrotic/Nephrosis	2	1.3
Assault (Homicide)	3	2.0	Congenital Malformations, etc.	2	1.3
<b>ASIAN</b>	<b>102</b>	<b>100.0</b>	<b>ASIAN</b>	<b>107</b>	<b>100.0</b>
Malignant Neoplasms	20	19.6	Diseases of the Heart	22	20.6
Accidents (ex. med./surg. comp.)	18	17.6	Malignant Neoplasms	18	16.8
Diseases of the Heart	13	12.7	Cerebrovascular Diseases	9	8.4
Cerebrovascular Diseases	8	7.8	Accidents (ex. med./surg. comp.)	7	6.5
Intentional Self-Harm (Suicide)	5	4.9	Certain Cond. Orig. Perinatal Per.	6	5.6
Diabetes Mellitus	4	3.9	Intentional Self-Harm (Suicide)	6	5.6
Aortic Aneurysm and Dissection	4	3.9	Diabetes Mellitus	5	4.7
Chronic Lower Respiratory Dis.	3	2.9	Chronic Lower Respiratory Dis.	3	2.8
Congenital Malformations, etc.	3	2.9	Nephritis/Nephrotic/Nephrosis	3	2.8
Certain Cond. Orig. Perinatal Per.	2	2.0	Congenital Malformations, etc.	3	2.8
Meningococcal Infection	1	1.0	Assault (Homicide)	2	1.9
Viral Hepatitis	1	1.0	Influenza and Pneumonia	2	1.9
Human Immunodeficiency Virus	1	1.0	Viral Hepatitis	2	1.9

Source: Bureau of Health Information and Policy, Division of Public Health, Department of Health and Family Services.

Notes: In 2002, the total includes one record for which race was unknown; in 2003, there were eight records for which race was unknown. There was one record in 2002 and one in 2003 for which sex was unknown, so the totals for males and females will not add to the totals on page 39. The total in 2003 also includes three records for which race was reported as Hawaiian.

Underlying cause of death is the disease or injury that initiated events resulting in death.

For the ICD-10 codes used for cause-of-death groupings, see Technical Notes, page 77.

Conditions abbreviated in this table are spelled out in full in the Technical Notes.

- Diseases of the heart and malignant neoplasms (cancer) were the leading underlying causes of death in 2003 for males of all races in Wisconsin.
- Accidents were the third leading cause of death among white males, while homicide was the third leading cause of death among black males.
- Accidents accounted for 15 percent of deaths among American Indian males, 7 percent of deaths among Asian males, 6 percent of deaths among white males, and 7 percent of deaths among African American males.

## Cause of Death

**Table 19. Leading Underlying Causes of Death for Females by Race, Wisconsin 2002 and 2003**

2002			2003		
	Number	Percent		Number	Percent
<b>TOTAL, ALL RACES</b>	<b>23,983</b>	<b>100.0</b>	<b>TOTAL, ALL RACES</b>	<b>23,544</b>	<b>100.0</b>
Diseases of the Heart	6,396	26.7	Diseases of the Heart	6,213	26.4
Malignant Neoplasms	5,252	21.9	Malignant Neoplasms	5,077	21.6
Cerebrovascular Diseases	2,098	8.7	Cerebrovascular Diseases	1,952	8.3
Chronic Lower Respiratory Dis.	1,165	4.9	Chronic Lower Respiratory Dis.	1,122	4.8
Alzheimer's Disease	967	4.0	Alzheimer's Disease	1,009	4.3
Accidents (ex. med./surg. comp.)	919	3.8	Accidents (ex. med./surg. comp.)	900	3.8
Influenza and Pneumonia	716	3.0	Diabetes Mellitus	676	2.9
Diabetes Mellitus	691	2.9	Influenza and Pneumonia	669	2.8
Nephritis/Nephrotic/Nephrosis	448	1.9	Nephritis/Nephrotic/Nephrosis	458	1.9
Hypertension/Hypertens. Renal Dis.	238	1.0	Septicemia	240	1.0
Septicemia	235	1.0	Hypertension/Hypertens. Renal Dis.	234	1.0
Parkinson's Disease	189	0.8	Chronic Liver Disease and Cirrhosis	184	0.8
Chronic Liver Disease and Cirrhosis	167	0.7	Parkinson's Disease	179	0.8
<b>WHITE</b>	<b>22,931</b>	<b>100.0</b>	<b>WHITE</b>	<b>22,366</b>	<b>100.0</b>
Diseases of the Heart	6,192	27.0	Diseases of the Heart	5,973	26.7
Malignant Neoplasms	5,023	21.9	Malignant Neoplasms	4,814	21.5
Cerebrovascular Diseases	2,017	8.8	Cerebrovascular Diseases	1,873	8.4
Chronic Lower Respiratory Dis.	1,122	4.9	Chronic Lower Respiratory Dis.	1,095	4.9
Alzheimer's Disease	954	4.2	Alzheimer's Disease	988	4.4
Accidents (ex. med./surg. comp.)	863	3.8	Accidents (ex. med./surg. comp.)	850	3.8
Influenza and Pneumonia	694	3.0	Influenza and Pneumonia	635	2.8
Diabetes Mellitus	632	2.8	Diabetes Mellitus	604	2.7
Nephritis/Nephrotic/Nephrosis	408	1.8	Nephritis/Nephrotic/Nephrosis	417	1.9
Septicemia	222	1.0	Septicemia	224	1.0
Hypertension/Hypertens. Renal Dis.	220	1.0	Hypertension/Hypertens. Renal Dis.	220	1.0
Parkinson's Disease	185	0.8	Parkinson's Disease	177	0.8
Chronic Liver Disease and Cirrhosis	156	0.7	Chronic Liver Disease and Cirrhosis	167	0.7
<b>BLACK/AFRICAN AMERICAN</b>	<b>826</b>	<b>100.0</b>	<b>BLACK/AFRICAN AMERICAN</b>	<b>911</b>	<b>100.0</b>
Malignant Neoplasms	186	22.5	Malignant Neoplasms	210	23.1
Diseases of the Heart	171	20.7	Diseases of the Heart	185	20.3
Cerebrovascular Diseases	65	7.9	Diabetes Mellitus	60	6.6
Diabetes Mellitus	42	5.1	Cerebrovascular Diseases	58	6.4
Accidents (ex. med./surg. comp.)	38	4.6	Nephritis/Nephrotic/Nephrosis	28	3.1
Nephritis/Nephrotic/Nephrosis	31	3.8	Certain Cond. Orig. Perinatal Per.	26	2.9
Certain Cond. Orig. Perinatal Per.	30	3.6	Accidents (ex. med./surg. comp.)	24	2.6
Chronic Lower Respiratory Dis.	29	3.5	Influenza and Pneumonia	23	2.5
Influenza and Pneumonia	17	2.1	Chronic Lower Respiratory Dis.	19	2.1
Hypertension/Hypertens. Renal Dis.	16	1.9	Congenital Malformations, etc.	18	2.0
Assault (Homicide)	14	1.7	Alzheimer's Disease	17	1.9
Septicemia	11	1.3	Hypertension/Hypertens. Renal Dis.	14	1.5
Alzheimer's Disease	11	1.3	Septicemia	12	1.3

(continued)

## Cause of Death

**Table 19. Leading Underlying Causes of Death for Females by Race, Wisconsin 2002 and 2003**

2002	Number	Percent	2003	Number	Percent
<b>AMERICAN INDIAN</b>	<b>136</b>	<b>100.0</b>	<b>AMERICAN INDIAN</b>	<b>137</b>	<b>100.0</b>
Diseases of the Heart	23	16.9	Diseases of the Heart	33	24.1
Malignant Neoplasms	19	14.0	Malignant Neoplasms	24	17.5
Accidents (ex. med./surg. comp.)	15	11.0	Accidents (ex. med./surg. comp.)	8	5.8
Diabetes Mellitus	14	10.3	Influenza and Pneumonia	8	5.8
Chronic Lower Respiratory Dis.	11	8.1	Diabetes Mellitus	8	5.8
Cerebrovascular Diseases	8	5.9	Cerebrovascular Diseases	7	5.1
Influenza and Pneumonia	5	3.7	Nephritis/Nephrotic/Nephrosis	7	5.1
Chronic Liver Disease/Cirrhosis	5	3.7	Chronic Liver Disease/Cirrhosis	6	4.4
Nephritis/Nephrotic/Nephrosis	3	2.2	Chronic Lower Respiratory Dis.	5	3.6
Pneumonitis Due to Solids/Liquids	3	2.2	Septicemia	3	2.2
Septicemia	2	1.5	Parkinson's Disease	2	1.5
In Situ/Benign/Uncertain Neoplasm	1	0.7	Alzheimer's Disease	2	1.5
Alzheimer's Disease	1	0.7	Intentional Self-Harm (Suicide)	2	1.5
<b>ASIAN</b>	<b>90</b>	<b>100.0</b>	<b>ASIAN</b>	<b>129</b>	<b>100.0</b>
Malignant Neoplasms	24	26.7	Malignant Neoplasms	29	22.5
Diseases of the Heart	10	11.1	Diseases of the Heart	22	17.1
Cerebrovascular Diseases	8	8.9	Accidents (ex. Med./surg. comp.)	18	14.0
Nephritis/Nephrotic/Nephrosis	6	6.7	Cerebrovascular Diseases	14	10.9
Congenital Malformations, etc.	4	4.4	Certain Cond. Orig. Perinatal Per.	7	5.4
Diabetes Mellitus	3	3.3	Nephritis/Nephrotic/Nephrosis	6	4.7
Chronic Lower Respiratory Dis.	3	3.3	Diabetes Mellitus	4	3.1
Certain Cond. Orig. Perinatal Per.	3	3.3	Influenza and Pneumonia	3	2.3
Accidents (ex. Med./surg. comp.)	3	3.3	Chronic Lower Respiratory Dis.	3	2.3
Viral Hepatitis	2	2.2	Intentional Self-Harm (Suicide)	3	2.3
Hypertension/Hypertensive Ren Dis	2	2.2	Alzheimer's Disease	2	1.6
Intentional Self-Harm (Suicide)	2	2.2	Pneumonitis Due to Solids/Liquids	2	1.6
Assault (Homicide)	2	2.2	Congenital Malformations, etc.	2	1.6

Source: Bureau of Health Information and Policy, Division of Public Health, Department of Health and Family Services.

Notes: There was one record in 2002 and one in 2003 for which sex was unknown, so the totals for males and females will not add to the totals on page 39. The total for 2003 includes one record for which race was reported as Hawaiian. Underlying cause of death is the disease or injury that initiated events resulting in death. For the ICD-10 codes used for cause of death groupings, see Technical Notes, page 77. Conditions abbreviated in this table are spelled out in full in the Technical Notes.

- Among females in each race group, diseases of the heart and malignant neoplasms (cancer) were the two leading underlying causes of death in 2003.
- The third leading cause of death was accidents among American Indian and Asian females, diabetes among African American females, and cerebrovascular diseases among white females.

**Cause of Death**

**Table 20. Deaths by Underlying Cause of Death and County of Residence, Wisconsin, 2003**

	Total	Adams	Ashland	Barron	Bayfield	Brown	Buffalo	Burnett	Calumet	Chippewa	Clark
<b>Total Deaths, All Causes</b>	46,040	239	191	474	127	1,565	145	193	235	497	348
<b>Male</b>	22,495	136	99	232	63	778	83	106	119	245	178
<b>Female</b>	23,544	103	92	242	64	787	62	87	116	251	170
Tuberculosis	6										
Human Immunodeficiency Virus	67	2				1					
Malignant Neoplasms	10,603	74	26	108	28	341	35	32	68	122	62
Stomach	214	1		1		11		1		1	2
Colon, Rectum, Anus	1,070	5	3	12	3	37	3	6	10	8	6
Pancreas	631	4	4	10	4	16	3	2	5	10	6
Trachea, Bronchus and Lung	2,718	22	8	16	6	80	8	7	11	36	14
Breast	773	1	1	11	1	21	1		4	6	3
Cervix Uteri, Corpus Uteri, Ovary	486	1		3		18	5		3	7	1
Prostate	664	8	2	11	2	22	1	2	4	9	2
Urinary Tract	522	2	1	8	2	15			2	8	3
Non-Hodgkin's Lymphoma	426	1		2	1	17	2		4	4	6
Leukemia	477	2	2	5	2	15	1	1	5	2	
Other Malignant Neoplasms	2,622	27	5	29	7	89	11	13	20	31	19
Diabetes Mellitus	1,326	9	14	7	3	36	1	4	8	15	10
Alzheimer's Disease	1,408	4	3	16	4	74	1	7	5	18	8
Major Cardiovascular Diseases	16,842	86	71	186	44	620	50	82	74	169	138
Diseases of the Heart	12,460	64	50	126	32	473	40	68	53	115	98
Hyp. Heart Dis. w/wo Renal Dis.	534	1	3	1	4	16	1		4	2	3
Ischemic Heart Disease	8,179	37	34	91	15	320	19	21	36	82	67
Other Diseases of the Heart	3,747	26	13	34	13	137	20	47	13	31	28
Hypertension/Hypertens. Renal Dis.	379	2	2	4		7		1	1	2	2
Cerebrovascular Diseases	3,204	14	17	43	9	115	9	9	17	30	32
Atherosclerosis	186	2		7		2		1		11	2
Other Dis. of Circulatory System	613	4	2	6	3	23	1	3	3	11	4
Influenza and Pneumonia	1,164	4	7	18	7	28	3	3	6	24	6
Chronic Lower Respiratory Diseases	2,285	16	11	17	9	67	10	11	10	29	20
Peptic Ulcer	74			1		2					
Chronic Liver Disease and Cirrhosis	435	5	2	3		19			1	4	
Nephritis/Nephrotic Syn./Nephrosis	873	1	5	8	2	24	7	3	3	5	9
Pregnancy, Childbirth and Puerperium	9										
Certain Conditions Orig. in Perinatal Per.	238		2	3	1	13			1	2	2
Congenital Malformations, etc.	216	1		1		10			1	5	2
Sudden Infant Death Syndrome	34	1				2				1	1
Symptoms, Signs and Lab. Findings	129		1	2		3	1		1		1
All Other Diseases	7,098	17	39	73	14	209	28	34	41	64	62
Motor Vehicle Accidents	875	6	4	15	4	32	1	7	5	9	13
All Accidents (except motor vehicle)	1,464	8	3	9	8	50	2	7	7	25	11
Intentional Self-Harm (Suicide)	642	4	2	5	2	25	5	1	4	5	3
Assault (Homicide)	193	1			1	6	1	2			
All Other External Causes	59		1	2		3					



## Cause of Death

**Table 20. Deaths by Underlying Cause of Death and County of Residence, Wisconsin 2003**

	Columbia	Crawford	Dane	Dodge	Door	Douglas	Dunn	Eau Claire	Florence	Fond du Lac	Forest
<b>Total Deaths, All Causes</b>	485	175	2,657	919	290	450	262	687	53	866	109
<b>Male</b>	233	79	1,250	446	125	237	137	293	32	406	54
<b>Female</b>	252	96	1,407	473	165	213	125	394	21	460	55
Tuberculosis			1								
Human Immunodeficiency Virus	1		5								
Malignant Neoplasms	122	49	642	214	72	118	53	137	16	213	26
Stomach	1	1	18	5		6	2	1	1	2	
Colon, Rectum, Anus	16	8	53	22	11	13	5	17		26	1
Pancreas	6	3	44	10	5	10	5	10		9	1
Trachea, Bronchus and Lung	27	13	160	53	21	37	8	28	6	53	8
Breast	4	2	55	20	5	6	2	11		21	1
Cervix Uteri, Corpus Uteri, Ovary	7	2	36	11	2	3	2	3	1	5	2
Prostate	7	2	36	17	3	6	3	12	1	14	2
Urinary Tract	9	2	26	10	7	4	2	10		13	2
Non-Hodgkin's Lymphoma	6		26	11	2	4	2	5		11	1
Leukemia	4	1	36	15	3	5	3	4	2	5	
Other Malignant Neoplasms	35	15	152	40	13	24	19	36	5	54	8
Diabetes Mellitus	12	3	79	27	5	20	4	17	1	16	
Alzheimer's Disease	18	7	99	28	14	11	12	25		48	1
Major Cardiovascular Diseases	185	76	855	394	108	144	94	242	25	319	47
Diseases of the Heart	119	59	603	289	71	99	68	189	21	231	34
Hyp. Heart Dis. w/wo Renal Dis.	3	1	15	10	2		1	4		15	
Ischemic Heart Disease	81	42	374	195	40	73	38	120	15	160	20
Other Diseases of the Heart	35	16	214	84	29	26	29	65	6	56	14
Hypertension/Hypertens. Renal Dis.	4	1	18	6		4		7		7	1
Cerebrovascular Diseases	55	14	189	78	29	31	21	35	2	66	8
Atherosclerosis			6	5	3	2		1		8	1
Other Dis. of Circulatory System	7	2	39	16	5	8	5	10	2	7	3
Influenza and Pneumonia	8	1	93	17	5	8	8	17		22	2
Chronic Lower Respiratory Diseases	28	4	136	43	12	27	17	43	3	36	6
Peptic Ulcer	1	2	7	1		1	1			1	
Chronic Liver Disease and Cirrhosis	4	1	39	4	2	2	2	6	1	3	3
Nephritis/Nephrotic Syn./Nephrosis	7	3	32	15	2	9	4	20	2	22	1
Pregnancy, Childbirth and Puerperium						1					
Certain Conditions Orig. in Perinatal Per.	1		11	2		3	2	5		4	
Congenital Malformations, etc.	2		16	5		1	3	2		3	
Sudden Infant Death Syndrome			1							1	
Symptoms, Signs and Lab. Findings	2		10	2				2		2	2
All Other Diseases	56	22	446	107	48	80	45	130	5	122	18
Motor Vehicle Accidents	7	1	48	30	6	7	7	13		15	
All Accidents (except motor vehicle)	21	2	80	18	12	8	6	15		20	3
Intentional Self-Harm (Suicide)	8	3	44	11	4	6	4	12		18	
Assault (Homicide)	2	1	12	1		2					
All Other External Causes			1			2		1		1	

## Cause of Death

**Table 20. Deaths by Underlying Cause of Death and County of Residence, Wisconsin 2003**

	Grant	Green	Green Lake	Iowa	Iron	Jackson	Jefferson	Juneau	Kenosha	Kewaunee	La Crosse
<b>Total Deaths, All Causes</b>	496	324	246	189	92	212	620	311	1,266	171	875
<b>Male</b>	222	151	126	104	39	111	299	176	593	95	408
<b>Female</b>	274	173	120	85	53	101	321	135	673	76	467
Tuberculosis											
Human Immunodeficiency Virus									3		4
Malignant Neoplasms	116	78	53	38	25	47	153	70	293	46	192
Stomach	1		1	1		1	3	1	8	1	7
Colon, Rectum, Anus	14	9	8	2		7	14	8	26	8	19
Pancreas	10	7	8	1	2	3	9	6	15	3	8
Trachea, Bronchus and Lung	34	20	14	11	10	12	40	22	90	8	59
Breast	7	3	3	4	1	5	10	3	18	2	19
Cervix Uteri, Corpus Uteri, Ovary	2	7		3	1		6	2	14	3	7
Prostate	6	4	2	2		4	5	2	15	1	12
Urinary Tract	4	5	2	1	2	2	7	5	13	2	7
Non-Hodgkin's Lymphoma	5	3	2		1		9	5	9	2	7
Leukemia	4	6	1	3	2	3	6	3	10	3	6
Other Malignant Neoplasms	29	14	12	10	6	10	44	13	75	13	41
Diabetes Mellitus	13	16	10	5	2	7	25	20	46	3	18
Alzheimer's Disease	18	19	6	5	4	7	23	6	31	3	31
Major Cardiovascular Diseases	198	104	97	88	30	76	215	100	465	67	293
Diseases of the Heart	144	72	67	63	25	59	168	65	340	49	217
Hyp. Heart Dis. w/wo Renal Dis.	4	3	2				2		9	1	5
Ischemic Heart Disease	98	39	38	55	19	37	125	50	239	22	139
Other Diseases of the Heart	42	30	27	8	6	22	41	15	92	26	73
Hypertension/Hypertens. Renal Dis.	5	4	2	1			5	6	12	1	5
Cerebrovascular Diseases	41	26	23	20	3	14	29	23	91	16	60
Atherosclerosis	5	1					4	1	5		5
Other Dis. of Circulatory System	3	1	5	4	2	3	9	5	17	1	6
Influenza and Pneumonia	18	7	5	5	4	6	10	7	22	2	23
Chronic Lower Respiratory Diseases	24	17	10	4	5	14	30	19	71	10	63
Peptic Ulcer	1	2	2				2	1	3		3
Chronic Liver Disease and Cirrhosis	1		4	1	1	3	7	3	19		7
Nephritis/Nephrotic Syn./Nephrosis	13	4	2	2	1	8	18	4	21	4	21
Pregnancy, Childbirth and Puerperium			1								
Certain Conditions Orig. in Perinatal Per.	3		1					2	4		4
Congenital Malformations, etc.		2	1		1	1	4	3	8		1
Sudden Infant Death Syndrome			1			1	1		1		
Symptoms, Signs and Lab. Findings	2				2	2	4	2	3	1	2
All Other Diseases	65	54	37	23	12	26	86	51	194	23	168
Motor Vehicle Accidents	14	4	6	7	3	4	10	8	19	5	7
All Accidents (except motor vehicle)	5	14	5	7	2	7	18	12	34	7	26
Intentional Self-Harm (Suicide)	4	3	3	4		3	13	2	19		8
Assault (Homicide)	1		1				1	1	4		2
All Other External Causes			1						6		2

## Cause of Death

**Table 20. Deaths by Underlying Cause of Death and County of Residence, Wisconsin 2003**

	Lafayette	Langlade	Lincoln	Manitowoc	Marathon	Marinette	Marquette	Menominee	Milwaukee	Monroe	Oconto
<b>Total Deaths, All Causes</b>	156	236	294	751	946	524	169	34	8,614	415	329
<b>Male</b>	86	112	140	344	459	248	96	23	4,102	225	178
<b>Female</b>	70	124	154	407	487	276	73	11	4,512	190	151
Tuberculosis		1				1			2		
Human Immunodeficiency Virus									32	1	
Malignant Neoplasms	45	75	71	159	218	129	51	12	1,851	91	70
Stomach		1	1	4	2	4	1		47	3	2
Colon, Rectum, Anus	8	6	7	16	20	15	3		192	10	7
Pancreas	1	3	2	10	16	5	4		108	5	4
Trachea, Bronchus and Lung	8	24	23	34	56	31	14	5	514	22	15
Breast	4	4	4	14	17	12	5	2	146	2	7
Cervix Uteri, Corpus Uteri, Ovary	3	1	5	6	6	8	2		96	3	3
Prostate	3		1	10	19	12	5		92	11	7
Urinary Tract	1	8	7	5	14	1			77	6	2
Non-Hodgkin's Lymphoma	3	2	2	7	8	6	1	1	68	2	8
Leukemia	2	4	1	7	11	6	1	1	67	5	2
Other Malignant Neoplasms	12	22	18	46	49	29	15	3	444	22	13
Diabetes Mellitus	4	2	5	16	42	12	1	2	253	10	15
Alzheimer's Disease	5	1	18	21	18	15			208	11	7
Major Cardiovascular Diseases	54	80	100	280	338	196	50	9	3,089	156	118
Diseases of the Heart	40	64	80	205	223	155	43	6	2,377	121	85
Hyp. Heart Dis. w/wo Renal Dis.	1	3	1	10	15	4	1		221	6	2
Ischemic Heart Disease	30	51	56	126	135	111	22	3	1,523	93	49
Other Diseases of the Heart	9	10	23	69	73	40	20	3	633	22	34
Hypertension/Hypertens. Renal Dis.			1	7	15	10	1		74	8	3
Cerebrovascular Diseases	9	14	15	53	83	25	6	1	512	21	22
Atherosclerosis	3	1	2	2	5	3		1	16		2
Other Diseases of Circulatory System	2	1	2	13	12	3		1	110	6	6
Influenza and Pneumonia	5	6	11	18	20	11	3	1	204	11	7
Chronic Lower Respiratory Diseases	10	8	10	34	53	26	12		389	22	18
Peptic Ulcer	1		1	1			1		14	1	
Chronic Liver Disease and Cirrhosis		3	2	2	11	4	1		96	3	4
Nephritis/Nephrotic Syn./Nephrosis	3	6	4	13	15	13	3		186	15	7
Pregnancy, Childbirth and Puerperium									4		
Certain Conditions Orig. in Perinatal Per.		2	3	4	5	2	1	1	79		2
Congenital Malformations, etc.		1	1	4	9				51	1	3
Sudden Infant Death Syndrome		2							11	1	
Symptoms, Signs and Lab. Findings	2			1			3		20	2	
All Other Diseases	22	26	43	128	144	87	20	3	1,461	61	45
Motor Vehicle Accidents	2	7	7	16	32	12	9	2	77	11	21
All Accidents (except motor vehicle)		12	11	45	27	13	9	4	351	11	9
Intentional Self-Harm (Suicide)	3	4	4	7	9	3	5		106	7	3
Assault (Homicide)			3	1	3				116		
All Other External Causes				1	2				14		

## Cause of Death

**Table 20. Deaths by Underlying Cause of Death and County of Residence, Wisconsin 2003**

	Oneida	Outagamie	Ozaukee	Pepin	Pierce	Polk	Portage	Price	Racine	Richland	Rock
<b>Total Deaths, All Causes</b>	355	1,147	620	90	228	419	417	202	1,492	180	1,308
<b>Male</b>	180	567	283	51	117	217	195	103	751	93	654
<b>Female</b>	175	580	337	39	111	202	222	99	741	87	654
Tuberculosis							1				
Human Immunodeficiency Virus	2					1			5		1
Malignant Neoplasms	102	289	178	21	54	87	90	33	343	43	309
Stomach		4	2				3		9	1	4
Colon, Rectum, Anus	10	31	23		6	13	8	4	28	6	28
Pancreas	5	13	6	2		8	5		31		16
Trachea, Bronchus and Lung	20	58	40	7	14	20	18	6	113	10	89
Breast	11	19	25		4	7	9	1	15	6	23
Cervix Uteri, Corpus Uteri, Ovary	4	18	9	3	4	4	3		15	2	12
Prostate	6	15	14	2	9	4	6	2	19	3	22
Urinary Tract	9	17	8	2	2	4	9	2	10		17
Non-Hodgkin's Lymphoma	8	17	10		2	1	1	2	13	2	10
Leukemia	8	15	7			7	8	3	10	3	17
Other Malignant Neoplasms	21	82	34	5	13	19	20	13	80	10	71
Diabetes Mellitus	7	19	21	4	6	21	6	9	59	4	36
Alzheimer's Disease	14	43	29	1	1	18	19	3	34	5	48
Major Cardiovascular Diseases	123	433	228	41	91	150	163	85	530	79	457
Diseases of the Heart	99	306	153	26	65	116	119	66	379	57	343
Hyp. Heart Dis. w/wo Renal Dis.	2	7	11	1	2	6	4	2	8		7
Ischemic Heart Disease	67	193	103	18	44	82	78	43	248	37	230
Other Diseases of the Heart	30	106	39	7	19	28	37	21	123	20	106
Hypertension/Hypertens. Renal Dis.	3	8	5		2		1	2	21		7
Cerebrovascular Diseases	15	96	50	12	18	26	39	14	103	17	77
Atherosclerosis		5	10		1				5	3	11
Other Diseases of Circulatory Sys.	6	18	10	3	5	8	4	3	22	2	19
Influenza and Pneumonia	15	40	9	8	4	10	9	7	41	7	41
Chronic Lower Respiratory Diseases	17	44	21	4	6	25	23	16	83	8	76
Peptic Ulcer	1	2		1		2	1	1	2		5
Chronic Liver Disease and Cirrhosis	3	14	3		5	3	5	1	15		13
Nephritis/Nephrotic Syn./Nephrosis	7	25	8	1	2	7	7	4	26	4	15
Pregnancy, Childbirth and Puerperium											1
Certain Conditions Orig. in Perinatal Per.		6	3		4	2	1		13		5
Congenital Malformations, etc.	1	7	2			2	4	1	9		5
Sudden Infant Death Syndrome		2			1				2		
Symptoms, Signs and Lab. Findings		5	3			2	1		7	1	3
All Other Diseases	47	146	89	7	27	62	62	25	232	14	206
Motor Vehicle Accidents	5	28	3		13	14	9	7	19		34
All Accidents (except motor vehicle)	7	23	9	2	9	4	6	6	43	13	29
Intentional Self-Harm (Suicide)	4	18	14		4	9	9	3	24	2	14
Assault (Homicide)		2			1		1		3		4
All Other External Causes		1						1	2		6

## Cause of Death

**Table 20. Deaths by Underlying Cause of Death and County of Residence, Wisconsin 2003**

	Rusk	St. Croix	Sauk	Sawyer	Shawano	Sheboygan	Taylor	Trempealeau	Vernon	Vilas	Walworth
<b>Total Deaths, All Causes</b>	170	464	507	189	445	992	172	318	286	240	788
<b>Male</b>	88	225	256	96	224	484	90	165	146	120	368
<b>Female</b>	82	239	251	93	221	508	82	153	140	120	420
Tuberculosis											
Human Immunodeficiency Virus					3						1
Malignant Neoplasms	41	109	128	39	106	213	33	74	71	56	183
Stomach	2	1	2		2	2	1	1	2		4
Colon, Rectum, Anus	2	8	14	6	6	27	4	8	12	2	21
Pancreas	3	8	4	3	6	11	1	6	2	7	13
Trachea, Bronchus and Lung	13	34	24	7	32	46	7	14	19	12	42
Breast	5	5	10	1	11	11	3	5	3	5	16
Cervix Uteri, Corpus Uteri, Ovary		4	10	4	6	14	2	2	4		7
Prostate	8	8	14	2	9	17	2	4	3	3	5
Urinary Tract	1	4	5	2	8	12	3	6	6	2	8
Non-Hodgkin's Lymphoma		5	7		5	9	2	2	3	1	4
Leukemia		8	6		1	9	1	5		4	10
Other Malignant Neoplasms	7	24	32	14	20	55	7	21	17	20	53
Diabetes Mellitus	2	13	13	2	15	20	4	13	3	14	15
Alzheimer's Disease	4	9	14	6	19	14	3	13	7	5	30
Major Cardiovascular Diseases	54	167	200	76	171	398	66	119	119	91	293
Diseases of the Heart	43	117	146	54	130	295	52	101	86	65	227
Hyp. Heart Dis. w/wo Renal Dis.	2	6	3		4	4		1	5	1	5
Ischemic Heart Disease	20	76	100	44	99	173	36	80	53	48	154
Other Diseases of the Heart	21	35	43	10	27	118	16	20	28	16	68
Hypertension/Hypertens. Renal Dis.	1	4	4	2	10	10	1	2	2	3	4
Cerebrovascular Diseases	6	35	42	16	27	80	9	14	28	21	51
Atherosclerosis	2	2	3	1	1	1			1		
Other Diseases of Circulatory Sys.	2	9	5	3	3	12	4	2	2	2	11
Influenza and Pneumonia	6	13	22	4	11	23	3	6	10	3	17
Chronic Lower Respiratory Diseases	11	27	19	8	20	48	8	13	10	14	45
Peptic Ulcer			1						2		
Chronic Liver Disease and Cirrhosis	3	3	4	3	5	11	1	4		1	9
Nephritis/Nephrotic Syn./Nephrosis	3	11	6	6	11	12	5	10	6	3	12
Pregnancy, Childbirth and Puerperium											
Certain Conditions Orig. in Perinatal Per.	2	1		2		4	2			1	1
Congenital Malformations, etc.	2	2	1		2	6		2	2		3
Sudden Infant Death Syndrome											
Symptoms, Signs and Lab. Findings		1	1		3	2	1	1		1	3
All Other Diseases	33	66	64	29	53	179	36	52	34	38	114
Motor Vehicle Accidents	3	20	8	4	8	14	5	6	6	3	21
All Accidents (except motor vehicle)	5	9	17	7	10	24	4	4	9	6	23
Intentional Self-Harm (Suicide)	1	12	8	1	7	19	1	1	7	3	14
Assault (Homicide)		1	1	1	1	2					3
All Other External Causes				1		3				1	1

## Cause of Death

**Table 20. Deaths by Underlying Cause of Death and County of Residence, Wisconsin 2003**

	Washburn	Washington	Waukesha	Waupaca	Waushara	Winnebago	Wood
<b>Total Deaths, All Causes</b>	173	892	2,743	711	268	1,315	672
<b>Male</b>	89	454	1,311	378	146	641	335
<b>Female</b>	84	438	1,432	333	122	674	337
Tuberculosis							
Human Immunodeficiency Virus		1	2			2	
Malignant Neoplasms	38	228	638	131	57	306	162
Stomach	1	4	14	3	2	3	4
Colon, Rectum, Anus	3	15	65	12	8	24	12
Pancreas	2	13	35	5	4	21	4
Trachea, Bronchus and Lung	11	58	157	32	11	79	37
Breast	1	21	43	10	3	21	11
Cervix Uteri, Corpus Uteri, Ovary	3	9	25	5	1	18	8
Prostate	4	15	45	18	3	21	2
Urinary Tract		10	42	5	3	17	11
Non-Hodgkin's Lymphoma	2	7	29	7	3	12	6
Leukemia	2	16	41	4	2	14	9
Other Malignant Neoplasms	9	60	142	30	17	76	58
Diabetes Mellitus	2	29	77	15	2	65	12
Alzheimer's Disease	10	36	69	25	7	44	18
Major Cardiovascular Diseases	63	295	1,002	299	136	468	233
Diseases of the Heart	42	225	752	207	109	340	170
Hyp. Heart Dis. w/wo Renal Dis.		13	19		4	37	4
Ischemic Heart Disease	26	157	501	149	77	192	111
Other Diseases of the Heart	16	55	232	58	28	111	55
Hypertension/Hypertens. Renal Dis.		2	33	6	1	11	5
Cerebrovascular Diseases	20	43	181	72	22	96	44
Atherosclerosis		10	7	8	1	2	5
Other Diseases of Circulatory System	1	15	29	6	3	19	9
Influenza and Pneumonia	4	18	64	24	3	33	16
Chronic Lower Respiratory Diseases	10	44	134	43	9	58	37
Peptic Ulcer	1	1	3			1	
Chronic Liver Disease and Cirrhosis	2	5	30	4	3	11	1
Nephritis/Nephrotic Syn./Nephrosis	2	17	54	18	6	30	8
Pregnancy, Childbirth and Puerperium			1			1	
Certain Conditions Orig. in Perinatal Per.	3	2	9	3	1	6	2
Congenital Malformations, etc.		5	8	1		4	4
Sudden Infant Death Syndrome			1	2		1	
Symptoms, Signs and Lab. Findings	2	1	7	2		5	2
All Other Diseases	23	130	449	100	28	186	128
Motor Vehicle Accidents	5	18	39	18	5	29	18
All Accidents (except motor vehicle)	5	47	120	20	6	37	16
Intentional Self-Harm (Suicide)	3	14	31	4	4	21	14
Assault (Homicide)			5	1	1	4	
All Other External Causes		1		1		3	

Source: Bureau of Health Information and Policy, Division of Public Health, Department of Health and Family Services. For the ICD-10 codes used for cause-of-death groupings, see Technical Notes, page 80. Total includes one record from Chippewa County for which sex was unknown.

## Cause of Death

**Table 21. Deaths by Specific Underlying Cause, Wisconsin 2003**

Underlying Cause of Death	Total	Male	Female
Total Deaths	46,040	22,495	23,544
<b>I. Certain Infectious and Parasitic Diseases (A00-B99)</b>	<b>686</b>	<b>316</b>	<b>370</b>
<b>Intestinal Infectious Diseases (A00-A09)</b>	<b>56</b>	<b>23</b>	<b>33</b>
A02 Other Salmonella Infections	1	1	
A04 Other Bacterial Intestinal Infections	49	21	28
A08 Viral and Other Specified Intestinal Infections	4	1	3
A09 Diarrhea and Gastroenteritis of Presumed Infectious Origin	2		2
<b>Tuberculosis (A15-A19)</b>	<b>6</b>	<b>2</b>	<b>4</b>
A16 Respiratory Tuberculosis, Not Confirmed Bacteriologically or Histologically	3	1	2
A18 Tuberculosis of Other Organs	3	1	2
<b>Other Bacterial Diseases (A30-A49)</b>	<b>428</b>	<b>174</b>	<b>254</b>
A30 Leprosy (Hansens Disease)	1		1
A31 Infection Due to Other Mycobacteria	3	3	
A39 Meningococcal Infection	1		1
A40 Streptococcal Septicemia	7	5	2
A41 Other Septicemia	399	161	238
A43 Nocardiosis	1		1
A48 Other Bacterial Diseases, Not Elsewhere Classified	4	2	2
A49 Bacterial Infection of Unspecified Site	12	3	9
<b>Viral Infections of the Central Nervous System (A80-A89)</b>	<b>8</b>	<b>3</b>	<b>5</b>
A81 Atypical Virus Infections of Central Nervous System	4	1	3
A86 Unspecified Viral Encephalitis	3	2	1
A87 Viral Meningitis	1		1
<b>Viral Infections Characterized by Skin/Mucous Membrane Lesions (B00-B09)</b>	<b>4</b>	<b>2</b>	<b>2</b>
B00 Herpesviral (Herpes Simplex) Infections	1		1
B01 Varicella (Chickenpox)	2	2	
B02 Zoster (Herpes Zoster)	1		1
<b>Viral Hepatitis (B15-B19)</b>	<b>39</b>	<b>21</b>	<b>18</b>
B15 Acute Hepatitis A	1	1	
B16 Acute Hepatitis B	5	2	3
B17 Other Acute Viral Hepatitis	27	15	12
B18 Chronic Viral Hepatitis	6	3	3
<b>Human Immunodeficiency Virus (HIV) Disease (B20-B24)</b>	<b>67</b>	<b>52</b>	<b>15</b>
B20 HIV Disease Resulting in Infectious and Parasitic Diseases	26	19	7
B21 HIV Disease Resulting in Malignant Neoplasms	8	8	
B22 HIV Disease Resulting in Other Specified Diseases	5	4	1
B23 HIV Disease Resulting in Other Conditions	9	6	3
B24 Unspecified HIV Disease	19	15	4
<b>Other Viral Diseases (B25-B34)</b>	<b>13</b>	<b>7</b>	<b>6</b>
B25 Cytomegaloviral Disease	3	3	

**Cause of Death**

**Table 21. Deaths by Specific Underlying Cause, Wisconsin 2003**

<b>Underlying Cause of Death</b>	<b>Total</b>	<b>Male</b>	<b>Female</b>
B34 Viral Infection of Unspecified Site	10	4	6
<b>Mycoses (B35-B49)</b>	<b>20</b>	<b>13</b>	<b>7</b>
B37 Candidiasis	4	3	1
B40 Blastomycosis	5	4	1
B44 Aspergillosis	5	3	2
B49 Unspecified Mycosis	6	3	3
<b>Protozoal Diseases (B50-B64)</b>	<b>3</b>		<b>3</b>
B58 Toxoplasmosis	1		1
B59 Pneumocystosis	1		1
B60 Other Protozoal Diseases, Not Elsewhere Classified	1		1
<b>Sequelae of Infectious and Parasitic Diseases (B90-B94)</b>	<b>31</b>	<b>17</b>	<b>14</b>
B90 Sequelae of Tuberculosis	1		1
B91 Sequelae of Poliomyelitis	8	4	4
B94 Sequelae of Other and Unspecified Infectious and Parasitic Diseases	22	13	9
<b>Other Infectious Diseases (B99)</b>	<b>11</b>	<b>2</b>	<b>9</b>
B99 Other and Unspecified Infectious Diseases	11	2	9
<b>II. Neoplasms (C00-D48)</b>	<b>10,913</b>	<b>5,682</b>	<b>5,231</b>
<b>Malignant Neoplasms of Lip, Oral Cavity and Pharynx (C00-C14)</b>	<b>143</b>	<b>101</b>	<b>42</b>
C00 Lip	1	1	
C01 Base of Tongue	4	3	1
C02 Other and Unspecified Parts of Tongue	26	20	6
C03 Gum	1	1	
C04 Floor of Mouth	1	1	
C05 Palate	2	1	1
C06 Other and Unspecified Parts of Mouth	24	16	8
C07 Parotid Gland	10	5	5
C08 Other and Unspecified Major and Unspecified Major Salivary Glands	2	1	1
C09 Tonsil	13	11	2
C10 Oropharynx	21	16	5
C11 Nasopharynx	7	4	3
C13 Hypopharynx	4	3	1
C14 Other and Ill-Defined Sites in Lip, Oral Cavity and Pharynx	27	18	9
<b>Malignant Neoplasms of Digestive Organs (C15-C26)</b>	<b>2,601</b>	<b>1,409</b>	<b>1,192</b>
C15 Esophagus	288	217	71
C16 Stomach	214	127	87
C17 Small Intestine	19	7	12
C18 Colon	869	423	446
C19 Rectosigmoid Junction	58	35	23
C20 Rectum	135	75	60
C21 Anus and Anal Canal	8	1	7



**Cause of Death**

**Table 21. Deaths by Specific Underlying Cause, Wisconsin 2003**

<b>Underlying Cause of Death</b>	<b>Total</b>	<b>Male</b>	<b>Female</b>
C22 Liver and Intrahepatic Bile Ducts	263	171	92
C23 Gallbladder	49	9	40
C24 Other and Unspecified Parts of Biliary Tract	36	16	20
C25 Pancreas	631	313	318
C26 Other and Ill-Defined Digestive Organs	31	15	16
<b>Malignant Neoplasms of Respiratory and Intrathoracic Organs (C30-C39)</b>	<b>2,793</b>	<b>1,625</b>	<b>1,168</b>
C30 Nasal Cavity and Middle Ear	2	1	1
C31 Accessory Sinuses	12	9	3
C32 Larynx	55	43	12
C33 Trachea	3	1	2
C34 Bronchus and Lung	2,715	1,567	1,148
C37 Thymus	2		2
C38 Heart, Mediastinum and Pleura	3	3	
C39 Other and Ill-Defined Sites in Respir. System and Intrathoracic Organs	1	1	
<b>Malignant Neoplasms of Bone and Articular Cartilage (C40-C41)</b>	<b>26</b>	<b>15</b>	<b>11</b>
C40 Bone and Articular Cartilage of Limbs	1	1	
C41 Bone and Articular Cartilage of Other and Unspecified Sites	25	14	11
<b>Melanoma and Other Malignant Neoplasms of Skin (C43-C44)</b>	<b>187</b>	<b>116</b>	<b>71</b>
C43 Malignant Melanoma of Skin	137	79	58
C44 Other Malignant Neoplasms of Skin	50	37	13
<b>Malignant Neoplasms of Mesothelial and Soft Tissue (C45-C49)</b>	<b>149</b>	<b>94</b>	<b>55</b>
C45 Mesothelioma	67	54	13
C47 Peripheral Nerves and Autonomic Nervous System	3	2	1
C48 Retroperitoneum and Peritoneum	16	2	14
C49 Other Connective and Soft Tissue	63	36	27
<b>Malignant Neoplasm of Breast (C50)</b>	<b>773</b>	<b>7</b>	<b>766</b>
C50 Breast	773	7	766
<b>Malignant Neoplasms of Female Genital Organs (C51-C58)</b>	<b>518</b>		<b>518</b>
C51 Vulva	21		21
C52 Vagina	2		2
C53 Cervix Uteri	57		57
C54 Corpus Uteri	79		79
C55 Uterus, Part Unspecified	63		63
C56 Ovary	287		287
C57 Other and Unspecified Female Genital Organs	8		8
C58 Placenta	1		1
<b>Malignant Neoplasms of Male Genital Organs (C60-C63)</b>	<b>670</b>	<b>670</b>	
C60 Penis	2	2	
C61 Prostate	664	664	
C62 Testis	3	3	

**Cause of Death**

**Table 21. Deaths by Specific Underlying Cause, Wisconsin 2003**

<b>Underlying Cause of Death</b>	<b>Total</b>	<b>Male</b>	<b>Female</b>
C63 Other and Unspecified Male Genital Organs	1	1	
<b>Malignant Neoplasms of Urinary Tract (C64-C68)</b>	<b>522</b>	<b>329</b>	<b>193</b>
C64 Kidney, Except Renal Pelvis	253	148	105
C65 Renal Pelvis	6	3	3
C66 Ureter	9	5	4
C67 Bladder	249	171	78
C68 Other and Unspecified Urinary Organs	5	2	3
<b>Malignant Neoplasms of Eye/Brain/Oth. Parts/Central Nervous Sys. (C69-C72)</b>	<b>278</b>	<b>147</b>	<b>131</b>
C69 Eye and Adnexa	10	6	4
C70 Meninges	7	1	6
C71 Brain	260	140	120
C72 Spinal Cord, Cranial Nerves and Other Parts of Central Nervous System	1		1
<b>Malignant Neoplasms of Thyroid and Other Endocrine Glands (C73-C75)</b>	<b>37</b>	<b>17</b>	<b>20</b>
C73 Thyroid Gland	28	11	17
C74 Adrenal Gland	7	5	2
C75 Other Endocrine Glands and Related Structures	2	1	1
<b>Malignant Neoplasms of Ill-Defined, Secondary &amp; Unspecified Sites (C76-C80)</b>	<b>683</b>	<b>355</b>	<b>328</b>
C76 Other and Ill-Defined Sites	34	9	25
C77 Secondary and Unspecified Malignant Neoplasm of Lymph Nodes	1		1
C78 Secondary Malignant Neoplasm of Respiratory and Digestive Organs	47	15	32
C79 Secondary Malignant Neoplasm of Other Sites	84	54	30
C80 Malignant Neoplasm Without Specification of Site	517	277	240
<b>Malignant Neoplasms of Lymphoid, Hematopoietic and Related Tissue (C81-C96)</b>	<b>1,135</b>	<b>590</b>	<b>545</b>
C81 Hodgkins Disease	25	13	12
C82 Follicular (Nodular) Non-Hodgkins Lymphoma	12	6	6
C83 Diffuse Non-Hodgkins Lymphoma	58	33	25
C84 Peripheral and Cutaneous T-Cell Lymphomas	13	8	5
C85 Other and Unspecified Types of Non-Hodgkins Lymphoma	343	175	168
C88 Malignant Immunoproliferative Diseases	6	2	4
C90 Multiple Myeloma and Malignant Plasma Cell Neoplasms	201	105	96
C91 Lymphoid Leukemia	152	85	67
C92 Myeloid Leukemia	199	91	108
C93 Monocytic Leukemia	3	2	1
C94 Other Leukemias of Specified Cell Type	2	2	
C95 Leukemia of Unspecified Cell Type	121	68	53
<b>Malignant Neoplasms of Independent (Primary) Multiple Sites (C97)</b>	<b>88</b>	<b>51</b>	<b>37</b>
C97 Independent (Primary) Multiple Sites	88	51	37
<b>In Situ Neoplasms (D00-D09)</b>	<b>3</b>	<b>3</b>	
D00 Carcinoma in Situ of Oral Cavity, Esophagus and Stomach	1	1	
D01 Carcinoma in Situ of Other and Unspecified Digestive Organs	1	1	

## Cause of Death

**Table 21. Deaths by Specific Underlying Cause, Wisconsin 2003**

Underlying Cause of Death	Total	Male	Female
D07 Carcinoma in Situ of Other and Unspecified Genital Organs	1	1	
<b>Benign Neoplasms (D10-D36)</b>	<b>31</b>	<b>10</b>	<b>21</b>
D36 Other and Unspecified Sites	1	1	
D13 Other and Ill-Defined Parts of Digestive System	1		1
D15 Other and Unspecified Intrathoracic Organs	2		2
D18 Hemangioma and Lymphangioma, Any Site	1		1
D21 Other Benign Neoplasms of Connective and Other Soft Tissue	2		2
D32 Meninges	19	5	14
D33 Brain and Other Parts of Central Nervous System	2	1	1
D35 Other and Unspecified Endocrine Glands	3	3	
<b>Neoplasms of Uncertain Or Unknown Behavior (D37-D48)</b>	<b>276</b>	<b>143</b>	<b>133</b>
D37 Oral Cavity and Digestive Organs	15	6	9
D38 Middle Ear and Respiratory and Intrathoracic Organs	8	5	3
D39 Female Genital Organs	1		1
D41 Urinary Organs	4	1	3
D42 Meninges	1		1
D43 Brain and Central Nervous System	61	20	41
D44 Endocrine Glands	3	1	2
D45 Polycythemia Vera	8	6	2
D46 Myelodysplastic Syndromes	117	71	46
D47 Other Neoplasms Uncertain or Unknown Behavior Lymphoid, Hematopoietic and Related Tissue	47	29	18
D48 Neoplasm of Uncertain or Unknown Behavior of Other and Unspecified Sites	11	4	7
III. Diseases of Blood and Blood-Forming Organs and Certain Disorders Involving the Immune Mechanisms (D50-D89)	149	63	86
<b>Nutritional Anemias (D50-D53)</b>	<b>8</b>	<b>2</b>	<b>6</b>
D50 Iron Deficiency Anemia	2	1	1
D51 Vitamin B12 Deficiency Anemia	6	1	5
<b>Hemolytic Anemias (D55-D59)</b>	<b>10</b>	<b>5</b>	<b>5</b>
D57 Sickle-Cell Disorders	5	2	3
D58 Other Hereditary Hemolytic Anemias	3	3	
D59 Acquired Hemolytic Anemia	2		2
<b>Aplastic and Other Anemias (D60-D64)</b>	<b>58</b>	<b>17</b>	<b>41</b>
D61 Other Aplastic Anemias	16	6	10
D64 Other Anemias	42	11	31
<b>Coagulation Defects, Purpura and Other Hemorrhagic Conditions (D65-D69)</b>	<b>41</b>	<b>21</b>	<b>20</b>
D65 Disseminated Intravascular Coagulation (Defibrination Syndrome)	5	3	2
D66 Hereditary Factor VIII Deficiency	4	3	1
D68 Other Coagulation Defects	11	6	5
D69 Purpura and Other Hemorrhagic Conditions	21	9	12

## Cause of Death

**Table 21. Deaths by Specific Underlying Cause, Wisconsin 2003**

Underlying Cause of Death	Total	Male	Female
<b>Other Diseases of Blood and Blood-Forming Organs (D70-D77)</b>	<b>17</b>	<b>10</b>	<b>7</b>
D70 Agranulocytosis	5	3	2
D72 Other Disorders of White Blood Cells	1	1	
D73 Diseases of Spleen	4	2	2
D75 Other Diseases of Blood and Blood-Forming Organs	2		2
D76 Certain Diseases Involving Lymphoreticular Tissue/Reticulohistiocytic System	5	4	1
<b>Certain Disorders Involving the Immune Mechanism (D80-D89)</b>	<b>15</b>	<b>8</b>	<b>7</b>
D84 Other Immunodeficiencies	1	1	
D86 Sarcoidosis	14	7	7
<b>IV. Endocrine, Nutritional and Metabolic Disease (E00-E90)</b>	<b>1,806</b>	<b>865</b>	<b>941</b>
<b>Disorder of Thyroid Gland (E00-E07)</b>	<b>29</b>	<b>6</b>	<b>23</b>
E03 Other Hypothyroidism	23	4	19
E05 Thyrotoxicosis (Hyperthyroidism)	6	2	4
<b>Diabetes Mellitus (E10-E14)</b>	<b>1,326</b>	<b>650</b>	<b>676</b>
E10 Insulin-Dependent Diabetes Mellitus	124	58	66
E11 Non-Insulin-Dependent Diabetes Mellitus	307	147	160
E13 Other Specified Diabetes Mellitus	1	1	
E14 Unspecified Diabetes Mellitus	894	444	450
<b>Other Disorders of Glucose Regulation/Pancreatic Internal Secretion (E15-E16)</b>	<b>3</b>	<b>3</b>	
E15 Nondiabetic Hypoglycemic Coma	1	1	
E16 Other Disorders of Pancreatic Internal Secretion	2	2	
<b>Disorders of Other Endocrine Glands (E20-E35)</b>	<b>11</b>	<b>4</b>	<b>7</b>
E23 Hypofunction and Other Disorders of Pituitary Gland	3	1	2
E24 Cushing's Syndrome	3	2	1
E27 Other Disorders of Adrenal Gland	5	1	4
<b>Malnutrition (E40-E46)</b>	<b>48</b>	<b>18</b>	<b>30</b>
E41 Nutritional Marasmus	3		3
E43 Unspecified Severe Protein-Energy Malnutrition	3	2	1
E45 Retarded Development Following Protein-Energy Malnutrition	1	1	
E46 Unspecified Protein-Energy Malnutrition	41	15	26
<b>Other Nutritional Deficiencies (E50-E64)</b>	<b>12</b>	<b>3</b>	<b>9</b>
E53 Deficiency of Other B Group Vitamins	2		2
E63 Other Nutritional Deficiencies	9	3	6
E64 Sequelae of Malnutrition and Other Nutritional Deficiencies	1		1
<b>Obesity and Other Hyperalimentation (E65-E68)</b>	<b>70</b>	<b>32</b>	<b>38</b>
E66 Obesity	70	32	38
<b>Metabolic Disorders (E70-E90)</b>	<b>307</b>	<b>149</b>	<b>158</b>
E71 Disorders of Branched-Chain Amino-Acid Metabolism and Fatty-Acid Metabolism	3	2	1
E72 Other Disorders of Amino-Acid Metabolism	3	3	

## Cause of Death

**Table 21. Deaths by Specific Underlying Cause, Wisconsin 2003**

Underlying Cause of Death	Total	Male	Female
E74 Other Disorders of Carbohydrate Metabolism	1	1	
E75 Disorders of Sphingolipid Metabolism and Other Lipid Storage Disorders	5	3	2
E76 Disorders of Glycosaminoglycan Metabolism	1	1	
E78 Disorders of Lipoprotein Metabolism and Other Lipidemias	99	61	38
E83 Disorders of Mineral Metabolism	5	2	3
E84 Cystic Fibrosis	7	5	2
E85 Amyloidosis	23	12	11
E86 Volume Depletion	109	34	75
E87 Other Disorders of Fluid, Electrolyte and Acid-Base Balance	37	19	18
E88 Other Metabolic Disorders	14	6	8
<b>V. Mental and Behavioral Disorders (F00-F99)</b>	<b>1,720</b>	<b>580</b>	<b>1,140</b>
<b>Organic, Including Symptomatic, Mental Disorders (F00-F09)</b>	<b>1,425</b>	<b>407</b>	<b>1,018</b>
F01 Vascular Dementia	3	1	2
F03 Unspecified Dementia	1,360	388	972
F05 Delirium, Not Induced By Alcohol/Other Psychoactive Substances	7	4	3
F06 Other Mental Disorders Due To Brain Damage and Dysfunction and Physical Disease	54	14	40
F09 Unspecified Organic or Symptomatic Mental Disorder	1		1
<b>Mental and Behavior Disorders Due to Psychoactive Substance Abuse (F10-F19)</b>	<b>225</b>	<b>153</b>	<b>72</b>
F10 Use of Alcohol	175	120	55
F11 Use of Opioids	3	2	1
F14 Use of Cocaine	15	10	5
F17 Use of Tobacco	21	13	8
F19 Multiple Drug Use and Use of Other Psychoactive Substances	11	8	3
<b>Schizophrenia, Schizotypal and Delusional Disorders (F20-F29)</b>	<b>14</b>	<b>4</b>	<b>10</b>
F20 Schizophrenia	10	3	7
F23 Acute and Transient Psychotic Disorders	1		1
F25 Schizoaffective Disorders	3	1	2
<b>Mood (Affective) Disorders (F30-F39)</b>	<b>29</b>	<b>7</b>	<b>22</b>
F31 Bipolar Affective Disorder	2	1	1
F32 Depressive Episodes	27	6	21
<b>Neurotic, Stress-Related and Somatoform Disorders (F40-F48)</b>	<b>1</b>		<b>1</b>
F41 Other Anxiety Disorders	1		1
<b>Behavior Syndromes Associated With Physiological Disturbances/Physical Factors (F50-F59)</b>	<b>11</b>	<b>3</b>	<b>8</b>
F50 Eating Disorders	8	2	6
F54 Psychological and Behavioral Factors Associated with Disorders or Diseases Classified Elsewhere	1	1	
F55 Abuse of Non-Dependence-Producing Substances	2		2
<b>Mental Retardation (F70-F79)</b>	<b>14</b>	<b>6</b>	<b>8</b>
F72 Severe Mental Retardation	2		2

**Cause of Death**

**Table 21. Deaths by Specific Underlying Cause, Wisconsin 2003**

<b>Underlying Cause of Death</b>	<b>Total</b>	<b>Male</b>	<b>Female</b>
F73 Profound Mental Retardation	1	1	
F79 Unspecified Mental Retardation	11	5	6
<b>Unspecified Mental Disorder (F99)</b>	<b>1</b>		<b>1</b>
F99 Mental Disorder, Not Otherwise Specified	1		1
<b>VI. Diseases of the Nervous System (G00-G99)</b>	<b>2,407</b>	<b>926</b>	<b>1,481</b>
<b>Inflammatory Diseases of the Central Nervous System (G00-G09)</b>	<b>22</b>	<b>15</b>	<b>7</b>
G00 Bacterial Meningitis, Not Elsewhere Classified	10	6	4
G03 Meningitis Due to Other and Unspecified Causes	3	3	
G04 Encephalitis, Myelitis and Encephalomyelitis	2	2	
G06 Intracranial and Intrapinal Abscess and Granuloma	6	4	2
G09 Sequelae of Inflammatory Diseases of Central Nervous System	1		1
<b>Systemic Atrophies Primarily Affecting Central Nervous System (G10-G13)</b>	<b>159</b>	<b>79</b>	<b>80</b>
G10 Huntingtons Disease	20	11	9
G11 Hereditary Ataxia	8	3	5
G12 Spinal Muscular Atrophy and Related Syndromes	131	65	66
<b>Extrapyramidal and Movement Disorders (G20-G26)</b>	<b>438</b>	<b>257</b>	<b>181</b>
G20 Parkinsons Disease	433	255	178
G21 Secondary Parkinsonism	1		1
G23 Other Degenerative Diseases of the Basal Ganglia	2	1	1
G24 Dystonia	1		1
G25 Other Extrapyramidal and Movement Disorders	1	1	
<b>Other Degenerative Diseases of the Nervous System (G30-G32)</b>	<b>1,440</b>	<b>410</b>	<b>1,030</b>
G30 Alzheimer's Disease	1,408	399	1,009
G31 Other Degenerative Diseases of Nervous System, Not Elsewhere Classified	32	11	21
<b>Demyelinating Diseases of the Central Nervous System (G35-G37)</b>	<b>85</b>	<b>30</b>	<b>55</b>
G35 Multiple Sclerosis	81	29	52
G37 Other Demyelinating Diseases of Central Nervous System	4	1	3
<b>Episodic and Paroxysmal Disorders (G40-G47)</b>	<b>37</b>	<b>22</b>	<b>15</b>
G40 Epilepsy	11	8	3
G41 Status Epilepticus	10	5	5
G45 Transient Cerebral Ischemic Attacks and Related Syndromes	5	2	3
G47 Sleep Disorders	11	7	4
<b>Nerve, Nerve Root and Plexus Disorders (G50-G59)</b>	<b>1</b>		<b>1</b>
G58 Other Mononeuropathies	1		1
<b>Polyneuropathies and Oth Disorders of Peripheral Nervous System (G60-G64)</b>	<b>17</b>	<b>8</b>	<b>9</b>
G60 Hereditary and Idiopathic Neuropathy	1		1
G61 Inflammatory Polyneuropathy	6	4	2
G62 Other Polyneuropathies	10	4	6
<b>Diseases of Myoneural Junction and Muscle (G70-G73)</b>	<b>50</b>	<b>26</b>	<b>24</b>
G70 Myasthenia Gravis and Other Myoneural Disorders	16	8	8

## Cause of Death

**Table 21. Deaths by Specific Underlying Cause, Wisconsin 2003**

Underlying Cause of Death	Total	Male	Female
G71 Primary Disorders of Muscles	31	18	13
G72 Other Myopathies	3		3
<b>Cerebral Palsy and Other Paralytic Syndromes (G80-G83)</b>	<b>28</b>	<b>12</b>	<b>16</b>
G80 Infantile Cerebral Palsy	20	7	13
G81 Hemiplegia	1	1	
G82 Paraplegia and Tetraplegia	6	4	2
G83 Other Paralytic Syndromes	1		1
<b>Other Disorders of the Nervous System (G90-G99)</b>	<b>130</b>	<b>67</b>	<b>63</b>
G90 Disorders of Autonomic Nervous System	5	3	2
G91 Hydrocephalus	16	6	10
G92 Toxic Encephalopathy	1	1	
G93 Other Disorders of Brain	96	52	44
G95 Other Diseases of Spinal Cord	9	4	5
G98 Other Disorders of Nervous System, Not Elsewhere Classified	3	1	2
VII. Diseases of the Eye and Adnexa (H00-H59)	1	1	
<b>Diseases of Ocular Muscles, Binocular Movement, Accommodation and Refraction (H49-H52)</b>	<b>1</b>	<b>1</b>	
H50 Other Strabismus	1	1	
VIII. Diseases of the Ear and Mastoid Process (H60-H95)	2	1	1
<b>Diseases of Middle Ear and Mastoid (H65-H75)</b>	<b>2</b>	<b>1</b>	<b>1</b>
H66 Suppurative and Unspecified Otitis Media	2	1	1
IX. Diseases of the Circulatory System (I00-I99)	16,921	8,069	8,852
<b>Chronic Rheumatic Heart Diseases (I05-I09)</b>	<b>72</b>	<b>19</b>	<b>53</b>
I05 Rheumatic Mitral Valve Diseases	37	10	27
I06 Rheumatic Aortic Valve Diseases	3	1	2
I07 Rheumatic Tricuspid Valve Diseases	5	2	3
I08 Multiple Valve Diseases	17	4	13
I09 Other Rheumatic Heart Diseases	10	2	8
<b>Hypertensive Diseases (I10-I15)</b>	<b>913</b>	<b>352</b>	<b>561</b>
I10 Essential (Primary) Hypertension	212	70	142
I11 Hypertensive Heart Disease	482	184	298
I12 Hypertensive Renal Disease	167	75	92
I13 Hypertensive Heart and Renal Disease	52	23	29
<b>Ischemic Heart Diseases (I20-I25)</b>	<b>8,179</b>	<b>4,416</b>	<b>3,763</b>
I20 Angina Pectoris	2	1	1
I21 Acute Myocardial Infarction	3,517	1,998	1,519
I22 Subsequent Myocardial Infarction	1		1
I24 Other Acute Ischemic Heart Diseases	21	9	12
I25 Chronic Ischemic Heart Disease	4,638	2,408	2,230

**Cause of Death**

**Table 21. Deaths by Specific Underlying Cause, Wisconsin 2003**

<b>Underlying Cause of Death</b>	<b>Total</b>	<b>Male</b>	<b>Female</b>
<b>Pulmonary Heart Disease and Diseases of Pulmonary Circulation (I26-I28)</b>	<b>322</b>	<b>131</b>	<b>191</b>
I26 Pulmonary Embolism	191	81	110
I27 Other Pulmonary Heart Diseases	130	50	80
I28 Other Diseases of Pulmonary Vessels	1		1
<b>Other Forms of Heart Disease (I30-I52)</b>	<b>3,353</b>	<b>1,474</b>	<b>1,879</b>
I31 Other Diseases of Pericardium	8	4	4
I33 Acute and Subacute Endocarditis	23	12	11
I34 Nonrheumatic Mitral Valve Disorders	48	18	30
I35 Nonrheumatic Aortic Valve Disorders	298	109	189
I38 Endocarditis, Valve Unspecified	127	45	82
I40 Acute Myocarditis	7	2	5
I42 Cardiomyopathy	569	322	247
I44 Atrioventricular and Left-Bundle-Branch Block	3	1	2
I45 Other Conduction Disorders	4		4
I46 Cardiac Arrest	35	19	16
I47 Paroxysmal Tachycardia	19	13	6
I48 Atrial Fibrillation and Flutter	279	98	181
I49 Other Cardiac Arrhythmias	376	172	204
I50 Heart Failure	1,414	593	821
I51 Complications and Ill-Defined Descriptions of Heart Disease	143	66	77
<b>Cerebrovascular Diseases (I60-I69)</b>	<b>3,204</b>	<b>1,252</b>	<b>1,952</b>
I60 Subarachnoid Hemorrhage	121	52	69
I61 Intracerebral Hemorrhage	333	160	173
I62 Other Nontraumatic Intracranial Hemorrhage	115	55	60
I63 Cerebral Infarction	222	100	122
I64 Stroke, Not Specified as Hemorrhage or Infarction	1,690	602	1,088
I67 Other Cerebrovascular Diseases	131	53	78
I69 Sequelae of Cerebrovascular Disease	592	230	362
<b>Diseases of Arteries, Arterioles and Capillaries (I70-I79)</b>	<b>799</b>	<b>393</b>	<b>406</b>
I70 Atherosclerosis	186	73	113
I71 Aortic Aneurysm and Dissection	341	198	143
I72 Other Aneurysm	16	11	5
I73 Other Peripheral Vascular Diseases	203	89	114
I74 Arterial Embolism and Thrombosis	24	10	14
I77 Other Disorders of Arteries and Arterioles	26	9	17
I78 Diseases of Capillaries	3	3	
<b>Diseases of Veins, Lymphatic Vessels and Lymph Nodes, Not Elsewhere Classified (I80-I89)</b>	<b>67</b>	<b>27</b>	<b>40</b>
I80 Phlebitis and Thrombophlebitis	42	17	25
I81 Portal Vein Thrombosis	3	1	2



## Cause of Death

**Table 21. Deaths by Specific Underlying Cause, Wisconsin 2003**

Underlying Cause of Death	Total	Male	Female
I82 Other Venous Embolism and Thrombosis	9	4	5
I83 Varicose Veins of Lower Extremities	4	1	3
I85 Esophageal Varices	4	2	2
I86 Varicose Veins of Other Sites	1	1	
I87 Other Disorders of Veins	3		3
I89 Other Noninfective Disorders of Lymphatic Vessels and Lymph Nodes	1	1	
<b>Other and Unspecified Disorders of Circulatory System (I95-I99)</b>	<b>12</b>	<b>5</b>	<b>7</b>
I95 Hypotension	5	3	2
I99 Other and Unspecified Disorders of Circulatory System	7	2	5
<b>X. Diseases of the Respiratory System (J00-J99)</b>	<b>4,244</b>	<b>2,071</b>	<b>2,173</b>
<b>Acute Upper Respiratory Infections (J00-J06)</b>	<b>5</b>	<b>2</b>	<b>3</b>
J02 Acute Pharyngitis	1	1	
J06 Acute Upper Respiratory Infections of Multiple or Unspecified Sites	4	1	3
<b>Influenza and Pneumonia (J10-J18)</b>	<b>1,164</b>	<b>495</b>	<b>669</b>
J10 Influenza Due to Identified Influenza Virus	17	6	11
J11 Influenza, Virus Not Identified	38	17	21
J12 Viral Pneumonia, Not Elsewhere Classified	8	4	4
J13 Pneumonia Due to Streptococcus Pneumonia	17	8	9
J15 Bacterial Pneumonia, Not Elsewhere Classified	29	13	16
J18 Pneumonia, Organism Unspecified	1,055	447	608
<b>Other Acute Lower Respiratory Infections (J20-J22)</b>	<b>11</b>	<b>5</b>	<b>6</b>
J20 Acute Bronchitis	5	2	3
J21 Acute Bronchiolitis	2	1	1
J22 Unspecified Acute Lower Respiratory Infection	4	2	2
<b>Other Diseases of Upper Respiratory Tract (J30-J39)</b>	<b>9</b>	<b>4</b>	<b>5</b>
J34 Other Disorders of Nose and Nasal Sinuses	1	1	
J35 Chronic Diseases of Tonsils and Adenoids	1		1
J38 Diseases of Vocal Cords and Larynx, Not Elsewhere Classified	3		3
J39 Other Diseases of Upper Respiratory Tract	4	3	1
<b>Chronic Lower Respiratory Diseases (J40-J47)</b>	<b>2,285</b>	<b>1,163</b>	<b>1,122</b>
J40 Bronchitis, Not Specified as Acute or Chronic	9	4	5
J42 Unspecified Chronic Bronchitis	9	5	4
J43 Emphysema	238	135	103
J44 Other Chronic Obstructive Pulmonary Disease	1,956	993	963
J45 Asthma	58	22	36
J46 Status Asthmaticus	4	1	3
J47 Bronchiectasis	11	3	8
<b>Lung Diseases Due to External Agents (J60-J70)</b>	<b>334</b>	<b>189</b>	<b>145</b>
J61 Pneumoconiosis Due to Asbestos and Other Mineral Fibers	9	9	
J62 Pneumoconiosis Due to Dust Containing Silica	4	4	

**Cause of Death**

**Table 21. Deaths by Specific Underlying Cause, Wisconsin 2003**

<b>Underlying Cause of Death</b>	<b>Total</b>	<b>Male</b>	<b>Female</b>
J67 Hypersensitivity Pneumonitis Due to Organic Dust	4	3	1
J69 Pneumonitis Due to Solids and Liquids	317	173	144
<b>Other Respiratory Diseases Principally Affecting the Interstitium (J80-J84)</b>	<b>332</b>	<b>161</b>	<b>171</b>
J80 Adult Respiratory Distress Syndrome	25	10	15
J81 Pulmonary Edema	15	8	7
J82 Pulmonary Eosinophilia, Not Elsewhere Classified	1		1
J84 Other Interstitial Pulmonary Diseases	291	143	148
<b>Suppurative and Necrotic Conditions of Lower Respiratory Tract (J85-J86)</b>	<b>17</b>	<b>8</b>	<b>9</b>
J85 Abscess of Lung and Mediastinum	6	3	3
J86 Pyothorax	11	5	6
<b>Other Diseases of Pleura (J90-J94)</b>	<b>15</b>	<b>6</b>	<b>9</b>
J90 Pleural Effusion, Not Elsewhere Classified	11	3	8
J93 Pneumothorax	2	1	1
J94 Other Pleural Conditions	2	2	
<b>Other Diseases of the Respiratory System (J95-J99)</b>	<b>72</b>	<b>38</b>	<b>34</b>
J96 Respiratory Failure, Not Elsewhere Classified	6	2	4
J98 Other Respiratory Disorders	66	36	30
<b>XI. Diseases of the Digestive System (K00-K93)</b>	<b>1,722</b>	<b>803</b>	<b>919</b>
<b>Diseases of Oral Cavity, Salivary Glands and Jaws (K00-K14)</b>	<b>3</b>	<b>1</b>	<b>2</b>
K02 Dental Caries	1		1
K04 Diseases of Pulp and Periapical Tissues	1	1	
K11 Diseases of Salivary Glands	1		1
<b>Diseases of Esophagus, Stomach and Duodenum (K20-K31)</b>	<b>146</b>	<b>58</b>	<b>88</b>
K20 Esophagitis	6	3	3
K21 Gastro-Esophageal Reflux Disease	12	7	5
K22 Other Diseases of Esophagus	33	11	22
K25 Gastric Ulcer	17	5	12
K26 Duodenal Ulcer	27	12	15
K27 Peptic Ulcer, Site Unspecified	29	12	17
K28 Gastrojejunal Ulcer	1		1
K29 Gastritis and Duodenitis	10	5	5
K31 Other Diseases of Stomach and Duodenum	11	3	8
<b>Diseases of Appendix (K35-K38)</b>	<b>9</b>	<b>6</b>	<b>3</b>
K35 Acute Appendicitis	4	2	2
K37 Unspecified Appendicitis	4	3	1
K38 Other Diseases of Appendix	1	1	
<b>Hernia (K40-K46)</b>	<b>44</b>	<b>16</b>	<b>28</b>
K40 Inguinal Hernia	5	5	
K42 Umbilical Hernia	3	1	2

## Cause of Death

**Table 21. Deaths by Specific Underlying Cause, Wisconsin 2003**

Underlying Cause of Death	Total	Male	Female
K43 Ventral Hernia	16	5	11
K44 Diaphragmatic Hernia	10	3	7
K45 Other Abdominal Hernia	1		1
K46 Unspecified Hernia of Abdominal Cavity	9	2	7
<b>Noninfective Enteritis and Colitis (K50-K52)</b>	<b>57</b>	<b>27</b>	<b>30</b>
K50 Crohns Disease (Regional Enteritis)	12	7	5
K51 Ulcerative Colitis	8	2	6
K52 Other Noninfective Gastroenteritis and Colitis	37	18	19
<b>Other Diseases of Intestines (K55-K63)</b>	<b>447</b>	<b>159</b>	<b>288</b>
K55 Vascular Disorders of Intestine	188	64	124
K56 Paralytic Ileus and Intestinal Obstruction Without Hernia	136	51	85
K57 Diverticular Disease of Intestine	50	13	37
K58 Irritable Bowel Syndrome	1	1	
K59 Other Functional Intestinal Disorders	9	4	5
K60 Fissure and Fistula of Anal and Rectal Regions	1		1
K61 Abscess of Anal and Rectal Regions	2		2
K62 Other Diseases of Anus and Rectum	10	3	7
K63 Other Diseases of Intestine	50	23	27
<b>Diseases of Peritoneum (K65-K67)</b>	<b>40</b>	<b>16</b>	<b>24</b>
K65 Peritonitis	37	14	23
K66 Other Disorders of Peritoneum	3	2	1
<b>Diseases of Liver (K70-K77)</b>	<b>591</b>	<b>332</b>	<b>259</b>
K70 Alcoholic Liver Disease	221	150	71
K71 Toxic Liver Disease	1		1
K72 Hepatic Failure, Not Elsewhere Classified	79	48	31
K73 Chronic Hepatitis, Not Elsewhere Classified	1	1	
K74 Fibrosis and Cirrhosis of Liver	213	100	113
K75 Other Inflammatory Liver Diseases	25	4	21
K76 Other Diseases of Liver	51	29	22
<b>Disorders of Gallbladder, Biliary Tract and Pancreas (K80-K87)</b>	<b>140</b>	<b>85</b>	<b>55</b>
K80 Cholelithiasis	23	12	11
K81 Cholecystitis	28	16	12
K82 Other Diseases of Gallbladder	11	6	5
K83 Other Diseases of Biliary Tract	14	12	2
K85 Acute Pancreatitis	53	33	20
K86 Other Diseases of Pancreas	11	6	5
<b>Other Diseases of the Digestive System (K90-K93)</b>	<b>245</b>	<b>103</b>	<b>142</b>
K90 Intestinal Malabsorption	9	3	6
K92 Other Diseases of Digestive System	236	100	136

## Cause of Death

**Table 21. Deaths by Specific Underlying Cause, Wisconsin 2003**

Underlying Cause of Death	Total	Male	Female
XII. Diseases of the Skin and Subcutaneous Tissue (L00-L99)	72	30	42
<b>Infections of the Skin and Subcutaneous Tissue (L00-L08)</b>	<b>26</b>	<b>13</b>	<b>13</b>
L02 Cutaneous Abscess, Furuncle and Carbuncle	2	2	
L03 Cellulitis	22	10	12
L08 Other Local Infections of Skin and Subcutaneous Tissue	2	1	1
<b>Bullous Disorders (L10-L14)</b>	<b>4</b>	<b>2</b>	<b>2</b>
L10 Pemphigus	3	1	2
L12 Pemphigoid	1	1	
<b>Papulosquamous Disorders (L40-L45)</b>	<b>1</b>	<b>1</b>	
L40 Psoriasis	1	1	
<b>Urticaria and Erythema (L50-L54)</b>	<b>1</b>	<b>1</b>	
L51 Erythema Multiforme	1	1	
<b>Other Disorders of the Skin and Subcutaneous Tissue (L80-L99)</b>	<b>40</b>	<b>13</b>	<b>27</b>
L89 Decubitus Ulcer	24	6	18
L93 Lupus Erythematosus	2		2
L97 Ulcer of Lower Limb, Not Elsewhere Classified	10	5	5
L98 Other Disorders of Skin and Subcutaneous Tissue, Not Elsewhere Classified	4	2	2
XIII. Diseases of the Musculoskeletal System and Connective Tissue (M00-M99)	296	77	219
<b>Infectious Arthropathies (M00-M03)</b>	<b>9</b>	<b>5</b>	<b>4</b>
M00 Pyogenic Arthritis	9	5	4
<b>Inflammatory Polyarthropathies (M05-M14)</b>	<b>72</b>	<b>14</b>	<b>58</b>
M05 Seropositive Rheumatoid Arthritis	10	2	8
M06 Other Rheumatoid Arthritis	55	8	47
M13 Other Arthritis	7	4	3
<b>Arthrosis (M15-M19)</b>	<b>13</b>	<b>4</b>	<b>9</b>
M17 Gonarthrosis (Arthrosis of Knee)	3	1	2
M19 Other Arthrosis	10	3	7
<b>Other Joint Disorders (M20-M25)</b>	<b>5</b>	<b>1</b>	<b>4</b>
M25 Other Joint Disorders, Not Elsewhere Classified	5	1	4
<b>Systemic Connective Tissue Disorders (M30-M36)</b>	<b>71</b>	<b>22</b>	<b>49</b>
M30 Polyarteritis Nodosa and Related Conditions	2	1	1
M31 Other Necrotizing Vasculopathies	11	7	4
M32 Systemic Lupus Erythematosus	17	4	13
M33 Dermatopolymyositis	8	4	4
M34 Systemic Sclerosis	24	6	18
M35 Other Systemic Involvement of Connective Tissue	9		9
<b>Deforming Dorsopathies (M40-M43)</b>	<b>6</b>	<b>1</b>	<b>5</b>
M41 Scoliosis	6	1	5
<b>Spondylopathies (M45-M49)</b>	<b>9</b>	<b>5</b>	<b>4</b>
M46 Other Inflammatory Spondylopathies	4	3	1

**Cause of Death**

**Table 21. Deaths by Specific Underlying Cause, Wisconsin 2003**

<b>Underlying Cause of Death</b>	<b>Total</b>	<b>Male</b>	<b>Female</b>
M48 Other Spondylopathies	5	2	3
<b>Other Dorsopathies (M50-M54)</b>	<b>2</b>	<b>1</b>	<b>1</b>
M54 Dorsalgia	2	1	1
<b>Disorders of Muscles (M60-M63)</b>	<b>18</b>	<b>12</b>	<b>6</b>
M60 Myositis	3	1	2
M62 Other Disorders of Muscle	15	11	4
<b>Other Soft Tissue Disorders (M70-M79)</b>	<b>10</b>	<b>3</b>	<b>7</b>
M72 Fibroblastic Disorders	8	3	5
M77 Other Enthesopathies	1		1
M79 Other Soft Tissue Disorders, Not Elsewhere Classified	1		1
<b>Disorders of Bone Density and Structure (M80-M85)</b>	<b>56</b>	<b>3</b>	<b>53</b>
M80 Osteoporosis With Pathological Fracture	20		20
M81 Osteoporosis Without Pathological Fracture	30	1	29
M84 Disorders of Continuity of Bone	6	2	4
<b>Other Osteopathies (M86-M90)</b>	<b>25</b>	<b>6</b>	<b>19</b>
M86 Osteomyelitis	20	5	15
M87 Osteonecrosis	1		1
M88 Pagets Disease of Bone (Osteitis Deformans)	4	1	3
XIV. Diseases of the Genitourinary System (N00-N99)	1,242	544	698
<b>Glomerular Diseases (N00-N08)</b>	<b>11</b>	<b>8</b>	<b>3</b>
N02 Recurrent and Persistent Hematuria	1	1	
N03 Chronic Nephritic Syndrome	5	4	1
N04 Nephrotic Syndrome	2	1	1
N05 Unspecified Nephritic Syndrome	3	2	1
<b>Renal Tubulo-Interstitial Diseases (N10-N16)</b>	<b>28</b>	<b>13</b>	<b>15</b>
N10 Acute Tubulo-Interstitial Nephritis	1		1
N11 Chronic Tubulo-Interstitial Nephritis	2		2
N12 Tubulo-Interstitial Nephritis, Not Specified As Acute Or Chronic	9	4	5
N13 Obstructive and Reflux Uropathy	12	8	4
N14 Drug and Heavy-Metal-Induced Tubulo-Interstitial and Tubular Conditions	1		1
N15 Other Renal Tubulo-Interstitial Diseases	3	1	2
<b>Renal Failure (N17-N19)</b>	<b>861</b>	<b>407</b>	<b>454</b>
N17 Acute Renal Failure	135	63	72
N18 Chronic Renal Failure	342	171	171
N19 Unspecified Renal Failure	384	173	211
<b>Urolithiasis (N20-N23)</b>	<b>5</b>	<b>2</b>	<b>3</b>
N20 Calculus of Kidney and Ureter	5	2	3
<b>Other Disorders of Kidney and Ureter (N25-N29)</b>	<b>12</b>	<b>5</b>	<b>7</b>
N26 Unspecified Contracted Kidney	1		1
N28 Other Disorders of Kidney and Ureter, Not Elsewhere Classified	11	5	6

**Cause of Death**

**Table 21. Deaths by Specific Underlying Cause, Wisconsin 2003**

<b>Underlying Cause of Death</b>	<b>Total</b>	<b>Male</b>	<b>Female</b>
<b>Other Diseases of Urinary System (N30-N39)</b>	<b>302</b>	<b>94</b>	<b>208</b>
N31 Neuromuscular Dysfunction of Bladder, Not Elsewhere Classified	1	1	
N32 Other Disorders of Bladder	3	1	2
N39 Other Disorders of Urinary Tract	298	92	206
<b>Diseases of Male Genital Organs (N40-N51)</b>	<b>15</b>	<b>15</b>	
N40 Hyperplasia of Prostate	13	13	
N49 Inflammatory Disorders of Male Genital Organs, Not Elsewhere Classified	2	2	
<b>Inflammatory Diseases of Female Pelvic Organs (N70-N77)</b>	<b>2</b>		<b>2</b>
N73 Other Female Pelvic Inflammatory Diseases	2		2
<b>Noninflammatory Disorders of Female Genital Tract (N80-N98)</b>	<b>6</b>		<b>6</b>
N81 Female Genital Prolapse	1		1
N83 Noninflammatory Disorders of Ovary/Fallopian Tube/Broad Ligament	3		3
N88 Other Noninflammatory Disorders of Cervix Uteri	1		1
N93 Other Abnormal Uterine and Vaginal Bleeding	1		1
XV. Pregnancy, Childbirth and the Puerperium (O00-O99)	9		9
<b>Edema, Proteinuria and Hypertensive Disorders In Pregnancy, Birth and Puerperium (O10-O16)</b>	<b>1</b>		<b>1</b>
O14 Gestational (Pregnancy-Induced) Hypertension With Significant Proteinuria	1		1
<b>Complications of Labor and Delivery (O60-O75)</b>	<b>1</b>		<b>1</b>
O72 Postpartum Hemorrhage	1		1
<b>Complications Predominantly Related to the Puerperium (O85-O92)</b>	<b>1</b>		<b>1</b>
O87 Venous Complications in the Puerperium	1		1
<b>Other Obstetric Conditions, Not Elsewhere Classified (O95-O99)</b>	<b>6</b>		<b>6</b>
O96 Death From Any Obstetric Cause Occurring More Than 42 Days But Less Than One Year After Delivery	1		1
O99 Other Maternal Diseases Classifiable Elsewhere But Complicating Pregnancy, Childbirth and the Puerperium	5		5
XVI. Certain Conditions Originating in the Perinatal Period (P00-P96)	238	123	115
<b>Fetus and Newborn Affected By Maternal Factors and Complications of Pregnancy, Labor and Delivery</b>	<b>57</b>	<b>24</b>	<b>33</b>
P00 Fetus and Newborn Affected by Maternal Conditions Unrelated to Present Pregnancy	5	2	3
P01 Fetus and Newborn Affected By Maternal Complications of Pregnancy	25	13	12
P02 Fetus and Newborn Affected By Complications of Placenta, Cord and Membrane	20	7	13
P03 Fetus and Newborn Affected By Other Complications of Labor and Delivery	7	2	5
<b>Disorders Related to Length of Gestation and Fetal Growth (P05-P08)</b>	<b>91</b>	<b>55</b>	<b>36</b>
P05 Slow Fetal Growth and Fetal Malnutrition	2	2	
P07 Disorders Related to Short Gestation and Low Birthweight, Not Elsewhere Classified	89	53	36
<b>Birth Trauma (P10-P15)</b>	<b>1</b>		<b>1</b>
P11 Other Birth Injuries to Central Nervous System	1		1

## Cause of Death

**Table 21. Deaths by Specific Underlying Cause, Wisconsin 2003**

Underlying Cause of Death	Total	Male	Female
<b>Respiratory and Cardiovascular Disorders Specific to Perinatal Period (P20-P29)</b>	<b>52</b>	<b>26</b>	<b>26</b>
P20 Intrauterine Hypoxia	1		1
P21 Birth Asphyxia	8	3	5
P22 Respiratory Distress of Newborn	12	7	5
P23 Congenital Pneumonia	2	2	
P24 Neonatal Aspiration Syndromes	2	2	
P25 Interstitial Emphysema and Related Conditions Originating in Perinatal Period	3	1	2
P26 Pulmonary Hemorrhage Originating in the Perinatal Period	1	1	
P27 Chronic Respiratory Disease Originating in the Perinatal Period	4	2	2
P28 Other Respiratory Conditions Originating in the Perinatal Period	9	2	7
P29 Cardiovascular Disorders Originating in the Perinatal Period	10	6	4
<b>Infections Specific to Perinatal Period (P35-P39)</b>	<b>21</b>	<b>11</b>	<b>10</b>
P35 Congenital Viral Diseases	2	2	
P36 Bacterial Sepsis of Newborn	14	8	6
P39 Other Infections Specific to the Perinatal Period	5	1	4
<b>Hemorrhagic and Hematological Disorders of Fetus and Newborn (P50-P61)</b>	<b>9</b>	<b>3</b>	<b>6</b>
P52 Intracranial Nontraumatic Hemorrhage of Fetus and Newborn	8	3	5
P60 Disseminated Intravascular Coagulation of Fetus and Newborn	1		1
<b>Digestive System Disorders of Fetus and Newborn (P75-P78)</b>	<b>6</b>	<b>4</b>	<b>2</b>
P76 Other Intestinal Obstruction of Newborn	1	1	
P77 Necrotizing Enterocolitis of Fetus and Newborn	4	2	2
P78 Other Perinatal Digestive System Disorders	1	1	
<b>Conditions Involving the Integument and Temperature Regulation of Fetus/Newborn (P80-P83)</b>	<b>1</b>		<b>1</b>
P83 Other Conditions of Integument Specific to Fetus and Newborn	1		1
XVII. Congenital Malformations/Deformations/Chromosomal Abnormalities (Q00-Q99)	216	111	104
<b>Congenital Malformations of the Nervous System (Q00-Q07)</b>	<b>27</b>	<b>14</b>	<b>13</b>
Q00 Anencephaly and Similar Malformations	3	2	1
Q01 Encephalocele	1		1
Q02 Microcephaly	2	2	
Q03 Congenital Hydrocephalus	4	3	1
Q04 Other Congenital Malformations of Brain	13	6	7
Q05 Spina Bifada	1	1	
Q07 Other Congenital Malformations of Nervous System	3		3
<b>Congenital Malformations of the Circulatory System (Q20-Q28)</b>	<b>67</b>	<b>39</b>	<b>28</b>
Q20 Congenital Malformations of Cardiac Chambers and Connections	5	3	2
Q21 Congenital Malformations of Cardiac Septa	8	5	3
Q22 Congenital Malformations of Pulmonary and Tricuspid Valves	3	1	2
Q23 Congenital Malformations of Aortic and Mitral Valves	7	5	2
Q24 Other Congenital Malformations of the Heart	29	15	14

**Cause of Death**

**Table 21. Deaths by Specific Underlying Cause, Wisconsin 2003**

<b>Underlying Cause of Death</b>	<b>Total</b>	<b>Male</b>	<b>Female</b>
Q25 Congenital Malformations of Great Arteries	2	2	
Q27 Other Congenital Malformations of Peripheral Vascular System	4	3	1
Q28 Other Congenital Malformations of Circulatory System	9	5	4
<b>Congenital Malformations of the Respiratory System (Q30-Q34)</b>	<b>17</b>	<b>5</b>	<b>12</b>
Q32 Congenital Malformations of Trachea and Bronchus	2		2
Q33 Congenital Malformations of Lung	15	5	10
<b>Other Congenital Malformations of the Digestive System (Q38-Q45)</b>	<b>8</b>	<b>5</b>	<b>3</b>
Q39 Congenital Malformations of Esophagus	1	1	
Q43 Other Congenital Malformations of Intestine	6	4	2
Q44 Congenital Malformations of Gallbladder, Bile Ducts and Liver	1		1
<b>Congenital Malformations of the Urinary System (Q60-Q64)</b>	<b>17</b>	<b>11</b>	<b>6</b>
Q60 Renal Agenesis and Other Reduction Defects of Kidney	2	2	
Q61 Cystic Kidney Disease	14	9	5
Q64 Other Congenital Malformations of Urinary System	1		1
<b>Congenital Malformations and Deformations of the Musculoskeletal System (Q65-Q79)</b>	<b>9</b>	<b>2</b>	<b>7</b>
Q67 Congenital Musculoskeletal Deformities of Head/Face/Spine/Chest	1		1
Q79 Congenital Malformations of the Musculoskeletal System, Not Elsewhere Classified	8	2	6
<b>Other Congenital Malformations (Q80-Q89)</b>	<b>23</b>	<b>11</b>	<b>11</b>
Q82 Other Congenital Malformations of Skin	1	1	
Q85 Phakomatoses, Not Elsewhere Classified	3	1	2
Q87 Other Specified Congenital Malformation Syndromes Affect Multiple Systems	6	2	4
Q89 Other Congenital Malformations, Not Elsewhere Classified	13	7	5
<b>Chromosomal Abnormalities, Not Elsewhere Classified (Q90-Q99)</b>	<b>48</b>	<b>24</b>	<b>24</b>
Q90 Down Syndrome	24	13	11
Q91 Edwards Syndrome and Patau Syndrome	17	8	9
Q92 Other Trisomies and Partial Trisomies of the Autosomes, Not Elsewhere Classified	4	1	3
Q95 Balanced Rearrangements and Structural Markers, Not Elsewhere Classified	1	1	
Q99 Other Chromosome Abnormalities, Not Elsewhere Classified	2	1	1
XVIII. Symptoms, Signs and Abnormal Clinical Lab Findings, Not Elsewhere Classified (R00-R99)	163	79	84
<b>Symptoms and Signs Involving the Circulatory &amp; Respiratory Systems (R00-R09)</b>	<b>18</b>	<b>8</b>	<b>10</b>
R00 Abnormalities of Heart Beat	6	1	5
R02 Gangrene, Not Elsewhere Classified	3	3	
R04 Hemorrhage From Respiratory Passages	2	1	1
R06 Abnormalities of Breathing	4	1	3
R09 Other Symptoms and Signs Involving Circulatory and Respiratory System	3	2	1
<b>Symptoms and Signs Involving the Digestive System and Abdomen (R10-R19)</b>	<b>3</b>	<b>2</b>	<b>1</b>
R10 Abdominal and Pelvic Pain	2	1	1



## Cause of Death

**Table 21. Deaths by Specific Underlying Cause, Wisconsin 2003**

Underlying Cause of Death	Total	Male	Female
R19 Other Symptoms and Signs Involving the Digestive System and Abdomen	1	1	
<b>Symptoms and Signs Involving Cognition, Perception, Emotional State and Behavior (R40-R46)</b>	<b>1</b>	<b>1</b>	
R41 Other Symptoms and Signs Involving Cognitive Functions and Awareness	1	1	
<b>General Symptoms and Signs (R50-R69)</b>	<b>53</b>	<b>19</b>	<b>34</b>
R52 Pain, Not Elsewhere Classified	1		1
R53 Malaise and Fatigue	3		3
R54 Senility	8	1	7
R55 Syncope and Collapse	1	1	
R56 Convulsions, Not Elsewhere Classified	16	10	6
R57 Shock, Not Elsewhere Classified	3	2	1
R58 Hemorrhage, Not Elsewhere Classified	2	1	1
R62 Lack of Expected Normal Physiological Development	6	1	5
R63 Symptoms and Signs Concerning Food and Fluid Intake	4	1	3
R64 Cachexia	7	1	6
R68 Other General Symptoms and Signs	2	1	1
<b>Abnormal Findings On Diagnostic Imaging and In Function Studies, Without Diagnosis (R90-R94)</b>	<b>3</b>	<b>1</b>	<b>2</b>
R91 Abnormal Findings On Diagnostic Imaging of Lung	3	1	2
<b>Ill-Defined and Unknown Causes of Mortality (R95-R99)</b>	<b>85</b>	<b>48</b>	<b>37</b>
R95 Sudden Infant Death Syndrome	34	18	16
R99 Other Ill-Defined and Unspecified Causes of Mortality	51	30	21
<b>XX. External Causes of Morbidity and Mortality (V01-Y89)</b>	<b>3,233</b>	<b>2,154</b>	<b>1,079</b>
<b>Pedestrian Injured In Transport Accident (V01-V09)</b>	<b>75</b>	<b>48</b>	<b>27</b>
V03 Pedestrian Injured in Collision with Car, Pick-Up Truck or Van	54	29	25
V04 Pedestrian Injured in Collision with Heavy Transport Vehicle or Bus	6	4	2
V05 Pedestrian Injured in Collision with Railway Train Or Railway Vehicle	11	11	
V09 Pedestrian Injured in Other and Unspecified Transport Accidents	4	4	
<b>Pedal Cyclist Injured In Transport Accident (V10-V19)</b>	<b>13</b>	<b>11</b>	<b>2</b>
V13 Pedal Cyclist Injured in Collision with Car, Pick-Up Truck or Van	10	8	2
V14 Pedal Cyclist Injured in Collision with Heavy Transport Vehicle or Bus	2	2	
V17 Pedal Cyclist Injured in Collision with Fixed or Stationary Object	1	1	
<b>Motorcycle Rider Injured In Transport Accident (V20-V29)</b>	<b>97</b>	<b>89</b>	<b>8</b>
V20 Motorcycle Rider Injured in Collision with Pedestrian Or Animal	13	10	3
V22 Motorcycle Rider Injured in Collision with 2 Or 3 Wheeled Motor Vehicle	1	1	
V23 Motorcycle Rider Injured in Collision with Car, Pick-Up Truck or Van	28	26	2
V24 Motorcycle Rider Injured in Collision with Heavy Transport Vehicle or Bus	4	4	
V27 Motorcycle Rider Injured in Collision with Fixed or Stationary Object	26	25	1
V28 Motorcycle Rider Injured in Noncollision Transport Accident	18	17	1
V29 Motorcycle Rider Injured in Other and Unspecified Transport Accidents	7	6	1

## Cause of Death

**Table 21. Deaths by Specific Underlying Cause, Wisconsin 2003**

Underlying Cause of Death	Total	Male	Female
<b>Car Occupant Injured In Transport Accident (V40-V49)</b>	<b>480</b>	<b>296</b>	<b>184</b>
V40 Car Occupant Injured in Collision with Pedestrian Or Animal	4	2	2
V43 Car Occupant Injured in Collision with Car/Pick-Up Truck/Van	211	115	96
V44 Car Occupant Injured in Collision with Heavy Transport Vehicle Or Bus	40	14	26
V45 Car Occupant Injured in Collision with Railway Train/Railway Vehicle	2	1	1
V47 Car Occupant Injured in Collision with Fixed Or Stationary Object	95	80	15
V48 Car Occupant Injured in Noncollision Transport Accident	117	80	37
V49 Car Occupant Injured in Other and Unspecified Transport Accidents	11	4	7
<b>Occupant of Pick-Up Truck Or Van Injured In Transport Accident (V50-V59)</b>	<b>134</b>	<b>106</b>	<b>28</b>
V53 Occupant/Pick-Up Truck/Van Injured In Collision with Car/Pick-Up Truck/Van	34	26	8
V54 Occupant/Pick-Up Truck/Van Injured In Collision with Heavy Transport Vehicle/Bus	15	11	4
V57 Occupant/Pick-Up Truck/Van Injured In Collision with Fixed or Stationary Object	23	20	3
V58 Occupant/Pick-Up Truck/Van Injured In NonCollision Transport Accident	58	47	11
V59 Occupant/Pick-Up Truck/Van Injured In Other and Unspecified Transport Accident	4	2	2
<b>Occupant of Heavy Transport Vehicle Injured In Transport Accident (V60-V69)</b>	<b>3</b>	<b>3</b>	
V64 Occupant/Heavy Transport Vehicle Injured In Collision with Heavy Transport Vehicle or Bus	1	1	
V68 Occupant/Heavy Transport Vehicle Injur In NonCollision Transport Accident	2	2	
<b>Other Land Transport Accidents (V80-V89)</b>	<b>100</b>	<b>82</b>	<b>18</b>
V80 Animal-Rider or Occupant of Animal-Drawn Vehicle Injured In Transport Accident	2	1	1
V84 Occupant of Special Vehicle Mainly Used In Agriculture Injured in Transport Accident	13	11	2
V85 Occupant of Special Construction Vehicle Injured In Transport Accident	1	1	
V86 Occupant of Special All-Terrain or Other Motor Vehicles Designed Primarily for Off-Road Use, Injured in Transport Accident	44	42	2
V87 Traffic Accident of Specified Type But Victims Mode of Transport Unknown	7	4	3
V89 Motor or Nonmotor Vehicle Accident, Type of Vehicle Unspecified	33	23	10
<b>Water Transport Accidents (V90-V94)</b>	<b>13</b>	<b>13</b>	
V90 Accident to Watercraft Causing Drowning and Submersion	3	3	
V91 Accident to Watercraft Causing Other Injury	2	2	
V92 Water Transport-Related Drowning and Submersion Without Accident to Watercraft	7	7	
V94 Other and Unspecified Water Transport Accidents	1	1	
<b>Air and Space Transport Accidents (V95-V97)</b>	<b>11</b>	<b>8</b>	<b>3</b>
V95 Accident to Powered Aircraft Causing Injury to Occupant	11	8	3
<b>Falls (W00-W19)</b>	<b>760</b>	<b>333</b>	<b>427</b>
W00 Fall On Same Level Involving Ice and Snow	9	7	2
W01 Fall On Same Level From Slipping, Tripping and Stumbling	58	22	36

## Cause of Death

**Table 21. Deaths by Specific Underlying Cause, Wisconsin 2003**

Underlying Cause of Death	Total	Male	Female
W02 Fall Involving Ice Skates, Skis, Roller-Skates or Skateboards	1		1
W03 Other Fall On Same Level Due to Collision With, or Pushing by Another Person	4	1	3
W05 Fall Involving Wheelchair	29	10	19
W06 Fall Involving Bed	49	17	32
W07 Fall Involving Chair	19	11	8
W08 Fall Involving Other Furniture	5	2	3
W10 Fall On and from Stairs and Steps	60	37	23
W11 Fall On and from Ladder	7	7	
W12 Fall On and from Scaffolding	1	1	
W13 Fall From, Out of or Through Building Or Structure	14	11	3
W14 Fall From Tree	4	4	
W15 Fall From Cliff	2	2	
W16 Diving/Jumping Into Water Causing Injury Other Than Drowning/Submersion	1		1
W17 Other Fall From One Level to Another	13	9	4
W18 Other Fall On Same Level	214	90	124
W19 Unspecified Fall	270	102	168
<b>Exposure to Inanimate Mechanical Forces (W20-W49)</b>	<b>49</b>	<b>47</b>	<b>2</b>
W20 Struck By Thrown, Projected or Falling Object	14	14	
W21 Striking Against or Struck By Sports Equipment	1	1	
W22 Striking Against or Struck By Other Equipment	1	1	
W23 Caught, Crushed, Jammed or Pinched in or Between Objects	4	3	1
W30 Contact with Agricultural Machinery	6	6	
W31 Contact with Other and Unspecified Machinery	6	6	
W32 Handgun Discharge	3	3	
W33 Rifle, Shotgun and Larger Firearm Discharge	3	3	
W34 Discharge From Other and Unspecified Firearms	5	4	1
W40 Explosion of Other Materials	5	5	
W45 Foreign Body or Object Entering Through Skin	1	1	
<b>Exposure to Animate Mechanical Forces (W50-W64)</b>	<b>8</b>	<b>7</b>	<b>1</b>
W50 Hit/Struck/Kicked/Twisted/Bitten or Scratched By Another Person	1	1	
W51 Striking Against or Bumped Into By Another Person	1	1	
W55 Bitten or Struck By Other Mammals	5	5	
W57 Bitten or Stung By Nonvenomous Insects and Other Nonvenomous Arthropods	1		1
<b>Accidental Drowning and Submersion (W65-W74)</b>	<b>54</b>	<b>44</b>	<b>10</b>
W65 Drowning and Submersion While In Bathtub	5	3	2
W66 Drowning and Submersion Following Fall into Bathtub	2		2
W67 Drowning and Submersion While in Swimming Pool	5	4	1
W68 Drowning and Submersion Following Fall into Swimming Pool	1	1	
W69 Drowning and Submersion While in Natural Water	28	24	4

## Cause of Death

**Table 21. Deaths by Specific Underlying Cause, Wisconsin 2003**

Underlying Cause of Death	Total	Male	Female
W70 Drowning and Submersion Following Fall into Natural Water	6	6	
W73 Other Specified Drowning and Submersion	1	1	
W74 Unspecified Drowning and Submersion	6	5	1
<b>Other Accidental Threats to Breathing (W75-W84)</b>	<b>92</b>	<b>52</b>	<b>40</b>
W75 Accidental Suffocation and Strangulation in Bed	11	6	5
W76 Other Accidental Hanging and Strangulation	7	7	
W77 Threat to Breathing Due to Cave-In/Falling Earth/Other Substances	1	1	
W78 Inhalation of Gastric Contents	12	5	7
W79 Inhalation and Ingestion of Food Causing Obstruction of Respiratory Tract	28	16	12
W80 Inhalation and Ingestion of Other Objects Causing Obstruction of Respiratory Tract	22	9	13
W81 Confined to or Trapped in A Low Oxygen-Environment	1		1
W84 Unspecified Threat to Breathing	10	8	2
<b>Exposure to Electric Current, Radiation and Extreme Ambient Air Temperature and Pressure (W85-W99)</b>	<b>7</b>	<b>7</b>	
W85 Exposure to Electric Transmission Lines	1	1	
W87 Exposure to Unspecified Electric Current	6	6	
<b>Exposure to Smoke, Fire and Flames (X00-X09)</b>	<b>48</b>	<b>30</b>	<b>18</b>
X00 Exposure to Uncontrolled Fire in Building or Structure	35	20	15
X01 Exposure to Uncontrolled Fire, Not in Building or Structure	3	3	
X02 Exposure to Controlled Fire in Building/Structure	3	3	
X03 Exposure to Controlled Fire, Not in Building/Structure	2	2	
X06 Exposure to Ignition or Melting of Other Clothing and Apparel	5	2	3
<b>Contact With Heat and Hot Substances (X10-X19)</b>	<b>1</b>		<b>1</b>
X10 Contact with Hot Drinks, Food, Fats and Cooking Oils	1		1
<b>Contact With Venomous Animals and Plants (X20-X29)</b>	<b>4</b>	<b>4</b>	
X23 Contact with Hornets, Wasps and Bees	4	4	
<b>Exposure to Forces of Nature (X30-X39)</b>	<b>14</b>	<b>12</b>	<b>2</b>
X30 Exposure to Excessive Natural Heat	2	2	
X31 Exposure to Excessive Natural Cold	11	9	2
X33 Exposure to Lightning	1	1	
<b>Accidental Poisoning By and Exposure to Noxious Substances (X40-X49)</b>	<b>291</b>	<b>195</b>	<b>96</b>
X40 Accidental Poisoning by and Exposure to Nonopioid Analgesics/Antipyretics/Antirheumatics	2	1	1
X41 Accidental Poisoning/Exposure to Antiepilep/Sedative-Hypn/Antiparkinsonism/Psychotropic Drugs, NEC	17	5	12
X42 Accidental Poisoning by and Exposure to Narcotics/Psychodysleptics (Hallucinogens), NEC	145	114	31
X44 Accidental Poisoning by and Exposure to Other and Unspecified Drugs, Medicaments and Biological Substances	105	57	48
X45 Accidental Poisoning by and Exposure to Alcohol	8	7	1
X47 Accidental Poisoning by and Exposure to Other Gases and Vapors	13	10	3

## Cause of Death

**Table 21. Deaths by Specific Underlying Cause, Wisconsin 2003**

Underlying Cause of Death	Total	Male	Female
X49 Accidental Poisoning by and Exposure to Other and Unspecified Chemicals and Noxious Substances	1	1	
<b>Accidental Exposure to Other and Unspecified Factors (X58-X59)</b>	<b>31</b>	<b>12</b>	<b>19</b>
X59 Exposure to Unspecified Factor	31	12	19
<b>Intentional Self-Harm (X60-X84)</b>	<b>641</b>	<b>535</b>	<b>106</b>
X60 Intentional Self-Poisoning By and Exposure to Nonopioid Analgesics, Antipyretics and Antirheumatics	7	4	3
X61 Intentional Self-Poisoning By and Exposure to Antiepilep., Sedative Hypnotic, Antiparkin. & Psychotropic	22	12	10
X62 Intentional Self-Poisoning By and Exposure to Narcotics and Psychodysleptics (Hallucinogens), NEC	13	11	2
X64 Intentional Self-Poisoning By and Exposure to Other and Unspecified Drugs, Medicaments & Biological Substances	39	24	15
X66 Intentional Self-Poisoning By and Exposure to Organic Solvents, Halogenated Hydrocarbons and Their Vapor	5	3	2
X67 Intentional Self-Poisoning By and Exposure to Other Gases and Vapors	43	36	7
X69 Intentional Self-Poisoning By and Exposure to Other and Unspecified Chemicals and Noxious Substances	3	2	1
X70 Intentional Self-Harm By Hanging, Strangulation and Suffocation	152	126	26
X71 Intentional Self-Harm By Drowning and Submersion	7	4	3
X72 Intentional Self-Harm By Handgun Discharge	145	124	21
X73 Intentional Self-Harm By Rifle, Shotgun and Larger Firearm Discharge	146	139	7
X74 Intentional Self-Harm By Other and Unspecified Firearm Discharge	19	19	
X76 Intentional Self-Harm By Smoke, Fire and Flames	3	1	2
X78 Intentional Self-Harm By Sharp Object	14	11	3
X80 Intentional Self-Harm By Jumping from a High Place	12	11	1
X81 Intentional Self-Harm By Jumping or Lying Before Moving Object	4	2	2
X82 Intentional Self-Harm By Crashing of Motor Vehicle	4	3	1
X83 Intentional Self-Harm By Other Specified Means	2	2	
X84 Intentional Self-Harm By Unspecified Means	1	1	
<b>Assault (X85-Y09)</b>	<b>191</b>	<b>148</b>	<b>43</b>
X85 Assault by Drugs, Medicaments and Biological Substances	1		1
X91 Assault by Hanging, Strangulation and Suffocation	6	4	2
X92 Assault by Drowning and Submersion	1		1
X93 Assault by Handgun Discharge	96	80	16
X94 Assault by Rifle, Shotgun and Larger Firearm Discharge	20	15	5
X95 Assault by Other and Unspecified Firearm Discharge	21	16	5
X97 Assault by Fire and Flames	1	1	
X99 Assault by Sharp Object	14	11	3
Y00 Assault by Blunt Object	6	5	1
Y03 Assault by Crashing of Motor Vehicle	3	2	1
Y04 Assault by Bodily Force	2	2	

## Cause of Death

**Table 21. Deaths by Specific Underlying Cause, Wisconsin 2003**

Underlying Cause of Death	Total	Male	Female
Y07 Other Maltreatment Syndromes	7	6	1
Y08 Assault by Other Specified Means	4	2	2
Y09 Assault by Unspecified Means	9	4	5
<b>Event of Undetermined Intent (Y10-Y34)</b>	<b>48</b>	<b>29</b>	<b>19</b>
Y10 Poisoning/Exposure to Nonopioid Analgesics/Antipyretics/Antirheumatics, Undetermined Intent	1	1	
Y11 Poisoning/Exposure to Antiepileptic, Sedative-Hypnotic, Antiparkinsonism and Psychotropic Drugs, NEC, Undetermined Intent	1		1
Y12 Poisoning/Exposure to Narcotics and Psychodysleptics (Hallucinogens), NEC, Undetermined Intent	8	7	1
Y14 Poisoning/Exposure to Other and Unspecified Drugs, Medicaments and Biological Substances	13	4	9
Y20 Hanging, Strangulation and Suffocation, Undetermined Intent	2	2	
Y21 Drowning and Submersion, Undetermined Intent	7	5	2
Y22 Handgun Discharge, Undetermined Intent	1	1	
Y26 Exposure to Smoke, Fire and Flames, Undetermined Intent	4		4
Y30 Falling, Jumping Or Pushed From A High Place, Undetermined Intent	3	3	
Y31 Falling, Lying or Running Before or Into Moving Object, Undetermined Intent	1	1	
Y33 Other Specified Events, Undetermined Intent	2	1	1
Y34 Unspecified Event, Undetermined Intent	5	4	1
<b>Legal Intervention and Operations Of War (Y35-Y36)</b>	<b>7</b>	<b>6</b>	<b>1</b>
Y35 Legal Intervention	7	6	1
<b>Complications of Medical and Surgical Care (Y40-Y44)</b>	<b>1</b>		<b>1</b>
Y44 Agents Primarily Affecting Blood Constituents	1		1
<b>Misadventures to Patients During Surgical and Medical Care (Y60-Y69)</b>	<b>2</b>	<b>1</b>	<b>1</b>
Y60 Unintentional Cut/Puncture/Perforation/Hemorrhage Dur. Surgical/Med. Care	2	1	1
<b>Surgical/Other Medical Procedures As Cause Abnormal Reaction of Patient, of Later Complication, Without Mention of Misadven. at Time of Proc. (Y83-Y84)</b>	<b>11</b>	<b>4</b>	<b>7</b>
Y83 Surgical Operation/Other Surgical Procedures as Cause Abnormal Reaction of Patient/Later Complication Without Mention of Complication at Time of the Procedure	8	3	5
Y84 Other Medical Procedures as Cause of Abnormal Reaction of Patient or of Later Complication, Without Mention of Misadventure at Time of the Procedure	3	1	2
<b>Sequelae of External Causes of Morbidity and Mortality (Y85-Y89)</b>	<b>47</b>	<b>32</b>	<b>15</b>
Y85 Sequelae of Transport Accidents	17	13	4
Y86 Sequelae of Other Accidents	21	11	10
Y87 Sequelae of Intentional Self-Harm, Assault and Events of Undetermined Intent	5	5	
Y88 Sequelae of Surgical and Medical Care As External Cause	2	1	1
Y89 Sequelae of Other External Causes	2	2	
Source: Bureau of Health Information and Policy, Division of Public Health, Department of Health and Family Services.			
Note: Underlying cause of death is the disease or injury that initiated events resulting in death. The total includes one record where sex was unknown.			

## **Technical Notes**

### **Reporting Requirements**

As specified in Chapter 69, Wisconsin Statutes, the following is a brief outline of the sequence of events that take place when a death occurs in Wisconsin:

- Within 24 hours after being notified of a death, the filing party (usually a funeral director) must present a certificate of death to the physician or medical examiner responsible for completing and signing the medical certification.
- The medical certifier has six days after pronouncement of death to return the certificate of death back to the filing party.
- Within two days after receipt of the medical certification, the filing party must present the death certificate to the registration district (local Register of Deeds or City Health Office).
- There should be no more than nine calendar days total from date of death until filing at a local office.
- The local Register of Deeds or City Health Office must transmit the death certificate to the State Registrar within ten working days (not including weekends) after its receipt from the filing party.
- State statute allows up to 21 days from the date of death for notification to the State Registrar.

## Technical Notes

### International Classification of Disease (ICD-10) Codes

---

Causes of death for deaths that occurred in 2003 have been coded according to the World Health Organization's *International Classification of Diseases—Tenth Revision* (Geneva, Switzerland, 1992). This classification system is the current standard used by the National Center for Health Statistics. All of the cause-of-death groupings utilized in this report were recommended for state use by the National Center for Health Statistics and the World Health Organization.

Listed below are the ICD-10 codes used for ranking leading causes of death in Tables 11, 12, 13, 17, 18 and 19 (List A). Please note that different groupings are used for ranking leading causes of infant deaths (age less than one year) in Tables 11, 12 and 13 (List B).

#### List A

Salmonella Infections (A01-A02)  
Shigellosis and Amebiasis (A03, A06)  
Tuberculosis (A16-A19)  
Whooping Cough (A37)  
Scarlet Fever and Erysipelas (A38, A46)  
Meningococcal Infection (A39)  
Septicemia (A40-A41)  
Syphilis (A50-A53)  
Acute Poliomyelitis (A80)  
Arthropod-Borne Viral Encephalitis (A83-A84, A85.2)  
Measles (B05)  
Viral Hepatitis (B15-B19)  
Human Immunodeficiency Virus (HIV) Disease (B20-B24)  
Malaria (B50-B54)  
Malignant Neoplasms (Cancer) (C00-C97)  
In Situ Neoplasms, Benign Neoplasms and Neoplasms of Uncertain or Unknown Behavior (D00-D48)  
Anemias (D50-D64)  
Diabetes Mellitus (E10-E14)  
Nutritional Deficiencies (E40-E64)  
Meningitis (G00, G03)  
Parkinson's Disease (G20-G21)  
Alzheimer's Disease (G30)  
Diseases of the Heart (I00-I09, I11, I13, I20-I51)  
Primary Hypertension and Hypertensive Renal Disease (I10, I12)  
Cerebrovascular Diseases (Stroke) (I60-I69)  
Atherosclerosis (I70)  
Aortic Aneurysm and Dissection (I71)  
Influenza and Pneumonia (J10-J18)  
Acute Bronchitis and Bronchiolitis (J20-J21)  
Chronic Lower Respiratory Diseases (J40-J47)  
Pneumoconioses and Chemical Effects (J60-J66, J68)  
Pneumonitis Due to Solids and Liquids (J69)  
Peptic Ulcer (K25-K28)  
Diseases of Appendix (K35-K38)  
Hernia (K40-K46)



Chronic Liver Disease and Cirrhosis (K70, K73-K74)  
Cholelithiasis and Other Disorders of Gallbladder (K80-K82)  
Nephritis, Nephrotic Syndrome and Nephrosis (N00-N07, N17-N19, N25-N27)  
Infections of Kidney (N10-N12, N13.6, N15.1)  
Hyperplasia of Prostate (N40)  
Inflammatory Disease of Female Pelvic Organs (N70-N76)  
Pregnancy, Childbirth and the Puerperium (O00-O99)  
Certain Conditions Originating in the Perinatal Period (P00-P96)  
Congenital Malformations, Deformations and Chromosomal Abnormalities (Q00-Q99)  
Accidents (excluding medical/surgical complications) (V01-X59, Y85-Y86)  
Intentional Self-Harm (Suicide) (U03, X60-X84, Y87.0)  
Assault (Homicide) (U01-U02, X85-Y09, Y87.1)  
Legal Intervention (Y35, Y89.0)  
Operations of War and Their Sequelae (Y36, Y89.1)  
Complications of Medical and Surgical Care (Y40-Y84, Y88)  
All Other (All Other Codes)

**List B (used for Tables 11, 12 and 13 for infants only)**

Diarrhea and Gastroenteritis of Presumed Infectious Origin (A09)  
Tuberculosis (A16-A19)  
Tetanus (A33, A35)  
Diphtheria (A36)  
Whooping Cough (A37)  
Meningococcal Infection (A39)  
Septicemia (A40-A41)  
Congenital Syphilis (A50)  
Gonococcal Infection (A54)  
Acute Poliomyelitis (A80)  
Varicella (Chickenpox) (B01)  
Measles (B05)  
Human Immunodeficiency Virus (HIV) Disease (B20-B24)  
Mumps (B26)  
Candidiasis (B37)  
Malaria (B50-B54)  
Pneumocystosis (B59)  
Malignant Neoplasms (C00-C97)  
In Situ Neoplasms, Benign Neoplasms and Neoplasms of Uncertain or Unknown Behavior (D00-D48)  
Diseases of the Blood and Blood-Forming Organs and Certain Disorders Involving the Immune Mechanism (D50-D89)  
Short Stature, Not Elsewhere Classified (E34.3)  
Nutritional Deficiencies (E40-E64)  
Cystic Fibrosis (E84)  
Volume Depletion, Disorders of Fluid, Electrolyte and Acid-Base Balance (E86-E87)  
Meningitis (G00, G03)  
Infantile Spinal Muscular Atrophy, Type I (Werdnig-Hoffman) (G12.0)  
Infantile Cerebral Palsy (G80)  
Anoxic Brain Damage, Not Elsewhere Classified (G93.1)  
Diseases of the Ear and Mastoid Process (H60-H93)

Diseases of the Circulatory System (I00-I99)  
Acute Upper Respiratory Infections (J00-J06)  
Influenza and Pneumonia (J10-J18)  
Acute Bronchitis and Acute Bronchiolitis (J20-J21)  
Bronchitis, Chronic and Unspecified (J40-J42)  
Asthma (J45-J46)  
Pneumonitis Due to Solids and Liquids (J69)  
Gastritis, Duodenitis and Noninfective Enteritis and Colitis (K29, K50-K55)  
Hernia of Abdominal Cavity and Intestinal Obstruction Without Hernia (K40-K46, K56)  
Renal Failure and Other Disorders of Kidney (N17-N19, N25, N27)  
Newborn Affected by Maternal Hypertensive Disorders (P00.0)  
Newborn Affected by Other Maternal Conditions Which May be Unrelated to Present Pregnancy (P00.1-P00.9)  
Newborn Affected by Maternal Complications of Pregnancy (P01)  
Newborn Affected by Complications of Placenta, Cord and Membranes (P02)  
Newborn Affected by Other Complications of Labor and Delivery (P03)  
Newborn Affected by Noxious Influences Transmitted Via Placenta or Breast Milk (P04)  
Slow Fetal Growth and Fetal Malnutrition (P05)  
Disorders Related to Short Gestation and Low Birth Weight, Not Elsewhere Classified (P07)  
Disorders Related to Long Gestation and High Birth Weight (P08)  
Birth Trauma (P10-P15)  
Intrauterine Hypoxia and Birth Asphyxia (P20-P21)  
Respiratory Distress of Newborn (P22)  
Congenital Pneumonia (P23)  
Neonatal Aspiration Syndromes (P24)  
Interstitial Emphysema and Related Conditions Originating in the Perinatal Period (P25)  
Pulmonary Hemorrhage Originating in the Perinatal Period (P26)  
Chronic Respiratory Disease Originating in the Perinatal Period (P27)  
Atelectasis (P28.0-P28.1)  
Bacterial Sepsis of Newborn (P36)  
Omphalitis of Newborn With or Without Mild Hemorrhage (P38)  
Neonatal Hemorrhage (P50-P52, P54)  
Hemorrhagic Disease of Newborn (P53)  
Hemolytic Disease of Newborn Due to Isoimmunization and Other Perinatal Jaundice (P55-P59)  
Hematological Disorders (P60-P61)  
Syndrome of Infant of a Diabetic Mother and Neonatal Diabetes Mellitus (P70.0-P70.2)  
Necrotizing Enterocolitis of Newborn (P77)  
Hydrops Fetalis Not Due to Hemolytic Disease (P83.2)  
Congenital Malformations, Deformations and Chromosomal Abnormalities (Q00-Q99)  
Sudden Infant Death Syndrome (R95)  
Accidents (excluding medical/surgical complications) (V01-X59)  
Assault (Homicide) (U01-U02, X85-Y09)  
Complications of Medical and Surgical Care (Y40-Y84)  
All Other (All Other Codes)

**International Classification of Disease (ICD-10) codes used for groupings in Table 10:**

Tuberculosis (A16-A19)  
Syphilis (A50-A53)  
Human Immunodeficiency Virus (HIV) Disease (B20-B24)  
Malignant Neoplasms (Cancer) (C00-C97)  
Diabetes Mellitus (E10-E14)  
Alzheimer's Disease (G30)  
Diseases of the Heart (I00-I09, I11, I13, I20-I51)  
Primary Hypertension and Hypertensive Renal Disease (I10, I12)  
Cerebrovascular Diseases (Stroke) (I60-I69)  
Atherosclerosis (I70)  
Other Diseases of Circulatory System (I71-I78)  
Influenza and Pneumonia (J10-J18)  
Chronic Lower Respiratory Diseases (J40-J47)  
Peptic Ulcer (K25-K28)  
Chronic Liver Disease and Cirrhosis (K70, K73-K74)  
Nephritis, Nephrotic Syndrome and Nephrosis (N00-N07, N17-N19, N25-N27)  
Pregnancy, Childbirth and the Puerperium (O00-O99)  
Certain Conditions Originating in the Perinatal Period (P00-P96)  
Congenital Malformations, Deformations and Chromosomal Abnormalities (Q00-Q99)  
Sudden Infant Death Syndrome (R95)  
Symptoms, Signs and Abnormal Clinical and Laboratory Findings,  
Not Elsewhere Classified (R00-R94, R96-R99)  
Motor Vehicle Accidents (V02-V04, V09.0, V09.2, V12-V14, V19.0-V19.2, V19.4-V19.6,  
V20-V79, V80.3-V80.5, V81.0-V81.1, V82.0-V82.1, V83-V86, V87.0-V87.8,  
V88.0-V88.8, V89.0, V89.2)  
All Accidents (except motor vehicle) (V01, V05-V06, V09.1, V09.3-V09.9, V10-V11,  
V15-V18, V19.3, V19.8-V19.9, V800-V802, V80.6-V80.9, V81.2-V81.9,  
V82.2-V82.9, V87.9, V88.9, V89.1, V89.3, V89.9, V90-X59, Y40-Y86, Y88)  
Intentional Self-Harm (Suicide) (U03, X60-X84, Y87.0)  
Assault (Homicide) (U01-U02, X85-Y09, Y87.1)  
All Other External Causes (Y10-Y36, Y89, Y87.2)  
All Other Diseases (All Other Disease Codes)

**International Classification of Disease (ICD-10) codes used for groupings in Tables 14, 15, 16 and 20:**

Tuberculosis (A16-A19)  
Syphilis (A50-A53)  
Human Immunodeficiency Virus (HIV) Disease (B20-B24)  
Malignant Neoplasms (Cancer) (C00-C97)  
Malignant Neoplasm of Stomach (C16)  
Malignant Neoplasms of Colon, Rectum and Anus (C18-C21)  
Malignant Neoplasm of Pancreas (C25)  
Malignant Neoplasms of Trachea, Bronchus and Lung (C33-C34)  
Malignant Neoplasm of Breast (C50)  
Malignant Neoplasms of Cervix Uteri, Corpus Uteri and Ovary (C53-C56)  
Malignant Neoplasm of Prostate (C61)  
Malignant Neoplasms of Urinary Tract (C64-C68)

## Technical Notes

---

Non-Hodgkin's Lymphoma (C82-C85)  
Leukemia (C91-C95)  
Other Malignant Neoplasms (C00-C15, C17, C22-C24, C26-C32, C37-C49,  
C51-C52, C57-C60, C62-C63, C69-C81, C88, C90, C96-C97)  
Diabetes Mellitus (E10-E14)  
Alzheimer's Disease (G30)  
Major Cardiovascular Diseases (I00-I78)  
    Diseases of the Heart (I00-I09, I11, I13, I20-I51)  
        Hypertensive Heart Disease With or Without Renal Disease (I11, I13)  
        Ischemic Heart Diseases (I20-I25)  
        Other Diseases of the Heart (I00-I09, I26-I51)  
    Primary Hypertension and Hypertensive Renal Disease (I10, I12)  
    Cerebrovascular Diseases (Stroke) (I60-I69)  
    Atherosclerosis (I70)  
    Other Diseases of Circulatory System (I71-I78)  
Influenza and Pneumonia (J10-J18)  
Chronic Lower Respiratory Diseases (J40-J47)  
Peptic Ulcer (K25-K28)  
Chronic Liver Disease and Cirrhosis (K70, K73-K74)  
Nephritis, Nephrotic Syndrome and Nephrosis (N00-N07, N17-N19, N25-N27)  
Pregnancy, Childbirth and the Puerperium (O00-O99)  
Certain Conditions Originating in the Perinatal Period (P00-P96)  
Congenital Malformations, Deformations and Chromosomal Abnormalities (Q00-Q99)  
Sudden Infant Death Syndrome (R95)  
Symptoms, Signs and Abnormal Clinical and Laboratory Findings,  
    Not Elsewhere Classified (R00-R94, R96-R99)  
All Other Diseases (All Other Disease Codes)  
Motor Vehicle Accidents (V02-V04, V09.0, V09.2, V12-V14, V19.0-V19.2, V19.4-V19.6,  
V20-V79, V80.3-V80.5, V81.0-V81.1, V82.0-V82.1, V83-V86, V87.0-V87.8,  
V88.0-V88.8, V89.0, V89.2)  
All Accidents (except motor vehicle) (V01, V05-V06, V09.1, V09.3-V09.9, V10-V11,  
V15-V18, V19.3, V19.8-V19.9, V80.0-V80.2, V80.6-V80.9, V81.2-V81.9,  
V82.2-V82.9, V87.9, V88.9, V89.1, V89.3, V89.9, V90-X59, Y40-Y86, Y88)  
Intentional Self-Harm (Suicide) (U03, X60-X84, Y87.0)  
Assault (Homicide) (U01-U02, X85-Y09, Y87.1)  
All Other External Causes (Y10-Y36, Y89, Y87.2)

## Map 2. Wisconsin Department of Health and Family Services Regions, 2003



Source: Bureau of Health Information and Policy, Division of Public Health, Department of Health and Family Services.

Note: New Department of Health and Family Services regions were established in July, 1996 and again in February 2004. Effective with 2003 data, Vernon County is now included in the Southern Region instead of the Western Region. Comparisons with regional data in previous publications may therefore be affected.

**Table A1. Wisconsin Population Estimates by Age and Sex, July 1, 2003**

Age Group	Total	Male	Female
<b>All Ages</b>	<b>5,498,350</b>	<b>2,720,460</b>	<b>2,777,890</b>
Under 1	69,999	35,710	34,289
1-4	270,811	138,880	131,931
5-9	355,760	181,950	173,800
10-14	397,840	204,030	193,810
15-19	409,410	209,560	199,860
20-24	404,280	206,320	197,960
25-29	335,620	172,670	162,940
30-34	353,980	180,030	173,950
35-39	399,340	200,930	198,410
40-44	452,470	226,430	226,040
45-49	430,820	216,420	214,400
50-54	376,350	189,560	186,790
55-59	297,920	147,960	149,960
60-64	228,380	110,810	117,570
65-69	184,120	87,140	96,980
70-74	166,660	75,720	90,950
75-79	147,650	63,000	84,650
80-84	110,110	41,280	68,830
85-89	70,350	22,790	47,560
90-94	28,790	7,620	21,170
95 +	7,720	1,660	6,060

Source: Bureau of Health Information and Policy, Division of Public Health, Department of Health and Family Services.

Note: Numbers may not sum to total due to rounding.  
The infant (under age 1) figures are the number of live births to Wisconsin residents that occurred in 2003.

**Table A2. Wisconsin Population Estimates by Age and Sex, July 1, 2002**

Age Group	Total	Male	Female
<b>All Ages</b>	<b>5,461,710</b>	<b>2,699,890</b>	<b>2,761,820</b>
Under 1	68,510	33,520	34,989
1-4	271,150	140,240	130,921
5-9	358,140	183,470	174,660
10-14	399,020	204,560	194,460
15-19	409,400	209,580	199,820
20-24	395,570	201,230	194,340
25-29	328,370	168,550	159,820
30-34	365,920	185,870	180,050
35-39	413,930	207,710	206,230
40-44	453,300	226,680	226,620
45-49	420,270	211,420	208,860
50-54	367,540	184,980	182,560
55-59	281,970	139,580	142,390
60-64	219,550	106,640	112,910
65-69	179,000	84,260	94,740
70-74	170,510	77,590	92,920
75-79	146,890	62,340	84,550
80-84	109,120	40,990	68,130
85-89	68,130	21,800	46,330
90-94	27,920	7,290	20,630
95 +	7,490	1,590	5,900

Source: Bureau of Health Information and Policy, Division of Public Health, Department of Health and Family Services.

Note: Numbers may not sum to total due to rounding.  
 The infant (under age 1) figures are the number of live births to Wisconsin residents that occurred in 2002.  
 Included in the "under 1" total is an infant for whom sex was unknown.

**Table A3. Wisconsin Population Estimates by Race, Ethnicity and Sex, July 1, 2003**

---

RACE	Total		Hispanic/Latino		Non-Hispanic/Latino	
	Male	Female	Male	Female	Male	Female
White	2,432,208	2,480,619	104,042	87,380	2,328,166	2,393,239
Black/African American	154,125	164,901	3,729	3,909	150,396	160,992
American Indian	24,898	25,144	2,204	2,058	22,694	23,086
Asian	49,833	51,341	629	593	49,204	50,748
Native Hawaiian/Other Pacific Islander	1,085	1,056	269	225	816	831
Two or More Races	27,608	28,378	1,978	2,058	25,630	26,320
Total	2,689,757	2,751,439	112,851	96,223	2,576,906	2,655,216

Source: United States Census Bureau.

Note: Totals differ from those produced by the Bureau of Health Information and Policy that are shown in Table A1 because different methods were used to produce the estimates.



**Table A4. Wisconsin Life Expectancy by Sex and Age Group, 2000-2002**

Age Group	Life Expectancy (Years)		
	Males	Females	Total Population
0	76.0	81.2	78.6
1-4	75.5	80.7	78.2
5-9	71.6	76.8	74.3
10-14	66.7	71.8	69.3
15-19	61.8	66.9	64.4
20-24	57.0	62.0	59.6
25-29	52.4	57.1	54.8
30-34	47.7	52.2	50.0
35-39	42.9	47.4	45.2
40-44	38.2	42.6	40.5
45-49	33.6	37.9	35.8
50-54	29.2	33.2	31.3
55-59	24.9	28.7	26.9
60-64	20.8	24.4	22.7
65-69	17.0	20.3	18.8
70-74	13.6	16.5	15.2
75-79	10.5	13.0	12.0
80-84	7.9	9.8	9.1
85-89	5.7	7.1	6.7
90-94	4.0	4.9	4.7
95 +	2.8	3.3	3.2

Source: Bureau of Health Information and Policy, Division of Public Health, Department of Health and Family Services.

Note: This table shows current life expectancy at various ages for Wisconsin's total population and for males and females. These life expectancy estimates are based on age-specific death rates that occurred during the three-year period 2000-2002.

For example, the life expectancy at birth in 2000-2002 was 78.6 years. This is the average number of years that babies born in these years would live if throughout their lives they experienced the age-specific death rates experienced in 2000-2002. For boys, life expectancy at birth was 76 years. For girls, life expectancy at birth was 81.2 years.

