

---

# Wisconsin Deaths

2007

September 2008

---

*Bureau of Health Information and Policy  
Division of Public Health  
Wisconsin Department of Health Services*

## Foreword

This report, *Wisconsin Deaths, 2007*, presents key information about deaths of Wisconsin residents that occurred in 2007 and previous years. Information is included on the number and rate of deaths overall and by age, sex and cause. *Wisconsin Deaths* has been published annually since the 1995 data year, and replaced the earlier report series *Vital Statistics* (data years 1984-1994), *Public Health Statistics* (1952-1983), and *Annual Report of Morbidity and Mortality* (1948-1951).

The source of data for this report is death certificates filed with the State Registrar, Vital Records Section, Bureau of Health Information and Policy (BHIP), Division of Public Health, Department of Health Services. (On July 1, 2008, the Department of Health and Family Services became the Department of Health Services and the new Department of Children and Families was created.)

The Bureau of Health Information and Policy would like to recognize the following: local Register of Deeds offices and the Milwaukee and West Allis city health offices (for registering deaths), coroners and medical examiners (for certifying causes of death), hospitals and physicians (for certifying deaths), and funeral directors (for filing death certificates). We would also like to acknowledge and thank other states and countries for submitting data on deaths of Wisconsin residents that occurred in those places.

The Department of Health Services produced this publication. Staff of the Vital Records Registration and Statistics Unit, Bureau of Health Information and Policy, collected and compiled the death records. Joyce Knapton prepared the report and wrote the narrative. Patricia Nametz edited the report. Draft review and comments were provided by Karl Pearson in the Bureau of Health Information and Policy. The report was prepared under the supervision of Jane Kraus, Supervisor, Registration and Statistics Unit, and John Kiesow, State Registrar, Vital Records Section; and the overall direction of Patricia Guhleman, Director, Bureau of Health Information and Policy.

Death, birth, hospitalization and other health-related statistical information for Wisconsin is also available through the Internet on the Department of Health Services Web site, at <http://dhs.wisconsin.gov/stats>. Wisconsin Interactive Statistics on Health (WISH) is a data query system that allows users to obtain death and other data tailored to their specifications, at <http://dhs.wisconsin.gov/wish>.

Comments, suggestions and requests for additional data may be addressed to:

Joyce Knapton  
Bureau of Health Information and Policy  
Division of Public Health  
Department of Health Services  
P.O. Box 309  
Madison, WI 53701-0309  
Telephone: (608) 267-7815  
E-mail: [Joyce.Knapton@dhs.wisconsin.gov](mailto:Joyce.Knapton@dhs.wisconsin.gov)

**Suggested citation:**

Wisconsin Department of Health Services, Division of Public Health, Bureau of Health Information and Policy. *Wisconsin Deaths, 2007* (P-45368-07). September 2008.

# Table of Contents

<b>Foreword</b> .....	ii
<b>Introduction</b> .....	1
<b>Key Findings</b> .....	2
<b>Deaths and Death Rates</b>	
Table 1. Deaths and Death Rates, Wisconsin and U.S., Selected Years .....	3
Table 2. Deaths and Death Rates by Age and Sex, 2007.....	4
Table 3. Population, Deaths and Death Rates by Region of Residence, 2007 .....	5
Table 4. Deaths by County of Residence, 1998-2007 .....	6
Table 5. Deaths by County of Residence and Selected Minor Civil Divisions, 2007 .....	8
Table 6. Deaths by County of Residence and Occurrence, 2007 .....	12
Table 7. Deaths by Disposition of Body, 1998-2007 .....	13
Table 8. Autopsies Performed by Age of Decedent, Selected Years, 1980-2007 .....	14
Table 9. Deaths by Injury at Work by Age, Sex, Race and Hispanic Origin, 2007 .....	15
Map 1. Number of Infant Deaths by County of Residence, 2007.....	16
Figure 1. Death Rates from Diseases of the Heart by Selected Age Groups and Sex, 2007 .....	17
Figure 2. Death Rates from Malignant Neoplasms (Cancer) by Selected Age Groups and Sex, 2007.....	18
Figure 3. Death Rates from Cerebrovascular Diseases (Stroke) by Selected Age Groups and Sex, 2007.....	19
<b>Cause of Death</b>	
Table 10. Summary Categories of Cause of Death, 2007.....	20
Table 11. Leading Underlying Causes of Death by Age, 2006 and 2007 .....	21
Table 12. Leading Underlying Causes of Death for Males, by Age, 2006 and 2007.....	24
Table 13. Leading Underlying Causes of Death for Females, by Age, 2006 and 2007 .....	27
Table 14. Deaths by Underlying Cause of Death, Age and Sex, 2007.....	30
Table 15. Deaths by Underlying Cause of Death, Race and Sex, 2007.....	36
Table 16. Deaths by Underlying Cause of Death, Ethnicity and Sex, 2007 .....	38
Table 17. Leading Underlying Causes of Death by Race, 2006 and 2007 .....	39
Table 18. Leading Underlying Causes of Death for Males by Race, 2006 and 2007.....	41
Table 19. Leading Underlying Causes of Death for Females by Race, 2006 and 2007 .....	43
Table 20. Leading Underlying Causes of Death by Ethnicity, 2006 and 2007 .....	45
Table 21. Leading Underlying Causes of Death for Males by Ethnicity, 2006 and 2007 .....	46
Table 22. Leading Underlying Causes of Death for Females by Ethnicity, 2006 and 2007 .....	47
Table 23. Deaths by Underlying Cause of Death and County of Residence, 2007 .....	48
Table 24. Deaths by Leading Specific Underlying Cause, 2007 .....	55
<b>Technical Notes</b>	
Reporting Requirements .....	78
International Classification of Disease (ICD-10) Groupings .....	79
Map 2. Department of Health Services Regions .....	84
Table A1. Wisconsin Population Estimates by Age and Sex, July 1, 2007 .....	85
Table A2. Wisconsin Population Estimates by Age and Sex, July 1, 2006 .....	86
Table A3. Wisconsin Population Estimates by Race, Ethnicity and Sex, July 1, 2007 .....	87
Table A4. Wisconsin Life Expectancy by Sex and Age Group, 2005-2007 .....	88



## Introduction

All tables and figures in this report present Wisconsin resident data (deaths of Wisconsin residents). This means that deaths have been assigned to the area where the person lived (usually legal residence), regardless of where the death occurred. Most of the deaths reported in this publication occurred in Wisconsin, although the State Vital Records Office receives death certificates of Wisconsin residents from other states and countries as well. (Reports of deaths that occurred outside Wisconsin are thought to be substantially complete.)

Chapter 69, Wisconsin Statutes, authorizes the Department of Health Services to supervise and direct the collection of death data. This statute also indicates how local registrars are to collect and file certificates for deaths that occur in their jurisdictions.

Beginning with 1999 data, causes of death have been coded using the International Classification of Diseases, Tenth Revision (ICD-10). ICD-10 replaced the ICD-9 that was used to code death data for the years 1979-1998. ICD-10 is a classification system that was developed collaboratively by the World Health Organization (WHO) and 10 international centers to reflect advances in medical science and changes in diagnostic terminology, and to promote international comparability in the presentation of mortality statistics.

A comparability table has been prepared to assist the reader in comparing numbers of deaths by cause between 1999 (and subsequent years) and the years before 1999. The table is available through the Internet on the Department of Health Services Web site at: <http://dhs.wisconsin.gov/deaths/>.

### **2007 Wisconsin Death Report: Special Note (August 2008)**

Just over 100 years ago, on October 1, 1907, registrations for all Wisconsin vital events (births, deaths, marriages and divorces) were required to be filed at the State level in the Wisconsin State Vital Records Office. Prior to that time, registration of these events at the county level in Wisconsin was voluntary (it was mandated by state statute in 1852 but not strictly enforced before 1880 or later) and vital records were not filed for most events. Vital events that were logged by counties prior to 1907 included minimal information. In 1907, counties submitted these logs to the State Vital Records Office for central recordkeeping.

For more information on the earliest registration dates for each county, please visit the following Web page: <http://dhs.wisconsin.gov/VitalRecords/genereq.htm>.

## Key Findings

- In 2007, there were 46,117 deaths of Wisconsin residents, 66 more deaths than in 2006.
- In 2007, the Wisconsin death rate (deaths per 1,000 population) was 8.2.
- The Wisconsin death rate has been similar to the United States death rate every year since 1945.
- Age-specific death rates for males generally exceed death rates for females. However, among persons aged 80 and older, the number of female deaths is greater than the number of male deaths (even though male death rates remain generally higher). This is because many more females than males live past the age of 80.
- Cremations continued to increase as a percentage of total deaths, while burials continued to decrease. Cremations constituted 38 percent of dispositions in 2007 (compared to 36% in 2006 and 24% in 1998); burials constituted 54 percent of total deaths in 2007 (compared to 56% in 2006 and 66% in 1998).
- In 2007, an autopsy was performed in just 8 percent of deaths, compared with 14 percent in 1980.
- In 2007, a total of 58 deaths were reported on death certificates as due to injuries at work. This was higher than the number reported for 2006 (51).
- As in 2006, the three leading underlying causes of death in 2007 were diseases of the heart, malignant neoplasms (cancer) and cerebrovascular diseases (stroke). These three causes of death accounted for 54 percent of total deaths among Wisconsin residents.
- Accidents were the leading underlying cause of death among males ages 1-14, 15-24 and 25-44. Cancer was the leading cause of death among men ages 45-84.
- Accidents were the leading underlying cause of death among females ages 1-14 and 15-24. Cancer was the leading cause of death among women ages 25-84.
- Diseases of the heart and cancer were the two leading underlying causes of death in each race group. In 2007, diseases of the heart accounted for 20 percent of deaths among African Americans, 24 percent of deaths among whites, 18 percent of deaths among American Indians and 16 percent of deaths among Asians. Cancer accounted for 22 percent of deaths among African Americans, 24 percent of deaths among whites, 20 percent of deaths among American Indians and 19 percent of deaths among Asians.
- Accidents were the third leading cause of death among males of all races. Accidents accounted for 11 percent of deaths among American Indian males, 11 percent of deaths among Asian males, 7 percent of deaths among white males and 9 percent among African American males.
- Among females in every race group, diseases of the heart and malignant neoplasms (cancer) were the two leading underlying causes of death in 2007.
- Malignant neoplasms and accidents were the leading causes of death among Hispanics/Latinos. In 2007, accidents accounted for 16 percent of deaths among Hispanics and 5 percent of deaths among non-Hispanics.
- There were 15 maternal deaths in 2007, the same number as in 2005 and 2006. Maternal deaths are deaths attributed to pregnancy-related health conditions or events of delivery.

**Table 1. Deaths and Death Rates, Wisconsin and United States, Selected Years, 1910-2007**

Year	Number of Wisconsin Deaths	Wisconsin Death Rate	U.S. Death Rate
1910	28,213	12.1	14.7
1915	26,676	10.7	13.5
1920	29,859	11.3	13.0
1925	29,380	10.5	11.8
1930	30,488	10.4	11.3
1935	30,404	10.0	10.9
1940	31,457	10.0	10.8
1945	31,776	10.7	10.6
1950	33,573	9.7	9.6
1955	35,250	9.6	9.3
1960	38,121	9.6	9.5
1965	40,146	9.5	9.4
1970	40,820	9.2	9.5
1975	39,916	8.8	8.9
1980	40,801	8.7	8.8
1985	41,434	8.7	8.7
1990	42,655	8.7	8.6
1995	45,037	8.8	8.8
2000	46,405	8.7	8.7
2001	46,537	8.6	8.5
2002	46,893	8.6	8.5
2003	46,040	8.4	8.3
2004	45,488	8.2	8.0
2005	46,544	8.3	8.3
2006	46,051	8.2	8.1
2007	46,117	8.2	8.0

Source: Wisconsin data are from the Bureau of Health Information and Policy, Division of Public Health, Department of Health Services. U.S. death rates through 1995 are final data from the *Monthly Vital Statistics Reports* of the National Center for Health Statistics; this report is now titled *National Vital Statistics Reports*. U.S. death rates for 2000-2005 are final data from the *National Vital Statistics Reports*. The U.S. death rate for 2006 was taken from *National Vital Statistics Reports*, "Births, Marriages, Divorces, and Deaths: Preliminary Data for 2006," Volume 56, No. 16, June 11, 2008. The U.S. death rate for 2007 was taken from *National Vital Statistics Reports*, "Births, Marriages, Divorces, and Deaths: Provisional Data for 2007," Volume 56, No. 21, July 14, 2008.

Note: Rates shown here are deaths per 1,000 population.

- In 2007, there were 46,117 deaths of Wisconsin residents, 66 more deaths than in 2006.
- In 2007, the Wisconsin death rate (deaths per 1,000 population) was 8.2.
- The Wisconsin death rate has been similar to the United States death rate every year since 1945.

## Deaths and Death Rates

**Table 2. Deaths and Death Rates by Age and Sex, Wisconsin 2007**

Age Group	Total		Male		Female	
	Number Of Deaths	Death Rate	Number of Deaths	Death Rate	Number of Deaths	Death Rate
<b>All Ages</b>	<b>46,117</b>	<b>817.5</b>	<b>22,448</b>	<b>801.2</b>	<b>23,669</b>	<b>836.0</b>
Under 1	469	644.6	252	676.7	217	611.0
1-4	73	25.5	42	28.7	31	22.2
5-9	53	14.9	33	18.2	20	11.5
10-14	60	16.1	41	21.6	19	10.5
15-19	254	63.2	184	88.8	70	35.9
20-24	360	91.0	276	136.5	84	43.4
25-29	323	85.4	228	115.6	95	52.5
30-34	311	91.7	222	128.4	89	53.6
35-39	458	121.9	291	152.4	167	90.3
40-44	771	183.6	474	223.7	297	142.7
45-49	1,279	281.2	816	357.8	463	204.1
50-54	1,664	398.0	1,057	503.4	607	291.6
55-59	2,160	604.4	1,339	746.2	821	461.4
60-64	2,598	954.4	1,553	1,161.3	1,045	754.6
65-69	2,957	1,454.5	1,733	1,787.2	1,224	1,151.1
70-74	3,857	2,347.8	2,213	2,926.5	1,644	1,854.3
75-79	5,355	3,712.8	2,849	4,571.6	2,506	3,059.5
80-84	7,127	6,259.4	3,422	7,676.1	3,705	5,347.9
85-89	7,621	9,983.0	3,090	12,165.4	4,531	8,894.8
90-94	5,652	18,132.8	1,795	21,142.5	3,857	17,006.2
95 +	2,715	32,554.0	538	29,081.1	2,177	33,543.9

Source: Bureau of Health Information and Policy, Division of Public Health, Department of Health Services. For the population data used to calculate rates, see Technical Notes, page 82.

Notes: Rates by age and sex are deaths per 100,000 population in that age group or age/sex group.

- Age-specific death rates generally increase with age, except that the death rate for infants (under age one) is higher than that for children in other age groups.
- Age-specific death rates for males generally exceed death rates for females. However, among persons aged 80 and older, the number of female deaths is greater than the number of male deaths (even though male death rates remain generally higher). This is because many more females than males live past the age of 80.



**Table 3. Population, Deaths and Death Rates by Region of Residence, Wisconsin 2007**

<b>DHS Regions</b>	<b>Estimated Population</b>	<b>Number of Deaths</b>	<b>Death Rate</b>
<b>State Total</b>	<b>5,641,490</b>	<b>46,117</b>	<b>817.5</b>
Northeastern	1,221,040	10,164	832.4
Northern	497,810	4,621	928.3
Southeastern	2,078,420	16,680	802.5
Southern	1,077,010	8,333	773.7
Western	767,210	6,318	823.5

Source: Bureau of Health Information and Policy, Division of Public Health, Department of Health Services.

Notes: Population numbers may not sum to total due to rounding. Rates shown here are deaths per 100,000 population. For a map of the Department of Health Services Regions, see Technical Notes, page 84. Effective with 2003 data, Vernon County is included in the Southern Region instead of the Western Region. There is one death included in the state total for which county of residence is unknown.

- In 2007, death rates ranged from a low of 773.7 per 100,000 population in the Department of Health Services' Southern Region to a high of 928.3 in the Northern Region. Differences in the death rate by region reflect many factors, including the age distribution of the region's population.

## Deaths and Death Rates

**Table 4. Deaths by County of Residence, Wisconsin 1998–2007**

	1998	1999	2000	2001	2002	2003	2004	2005	2006	2007
<b>State Total</b>	<b>45,890</b>	<b>46,571</b>	<b>46,405</b>	<b>46,537</b>	<b>46,893</b>	<b>46,040</b>	<b>45,488</b>	<b>46,544</b>	<b>46,051</b>	<b>46,117</b>
Adams	198	210	226	249	218	239	220	225	218	250
Ashland	185	188	206	201	210	191	210	205	164	203
Barron	507	481	442	475	505	474	431	487	484	467
Bayfield	168	154	153	165	157	127	145	149	129	157
Brown	1,630	1,575	1,591	1,598	1,573	1,565	1,559	1,626	1,619	1,641
Buffalo	141	159	123	131	130	145	111	117	117	116
Burnett	192	186	183	195	212	193	174	182	181	166
Calumet	259	266	252	242	246	235	273	265	252	288
Chippewa	548	553	533	521	534	497	464	522	465	507
Clark	324	303	307	300	352	348	353	339	312	296
Columbia	501	550	508	551	519	485	496	498	465	502
Crawford	161	201	178	175	176	175	165	169	175	178
Dane	2,535	2,580	2,512	2,663	2,677	2,657	2,633	2,648	2,606	2,777
Dodge	819	834	848	855	895	919	823	826	871	871
Door	338	322	315	316	316	290	289	314	274	286
Douglas	483	495	454	410	454	450	448	425	448	439
Dunn	281	296	280	258	298	262	270	260	287	288
Eau Claire	665	692	639	736	703	687	700	704	772	719
Florence	56	49	63	53	48	53	54	45	51	46
Fond du Lac	907	898	908	940	877	866	887	1,000	941	932
Forest	114	116	131	104	102	109	101	103	128	120
Grant	445	505	495	525	465	496	506	484	518	511
Green	299	328	322	318	340	324	305	316	301	331
Green Lake	231	241	243	227	255	246	223	230	237	190
Iowa	196	195	195	213	191	189	202	177	197	185
Iron	94	77	84	86	87	92	89	110	78	85
Jackson	189	186	219	204	191	212	214	189	176	202
Jefferson	592	612	608	569	569	620	588	608	572	577
Juneau	265	298	264	275	262	311	279	278	267	277
Kenosha	1,237	1,159	1,222	1,228	1,249	1,266	1,295	1,253	1,260	1,306
Kewaunee	178	196	189	203	185	171	184	182	181	195
La Crosse	905	923	888	950	889	875	892	818	904	936
Lafayette	173	158	144	122	147	156	141	130	136	142
Langlade	217	227	220	238	244	236	244	233	216	242
Lincoln	320	324	333	314	346	294	287	316	296	286
Manitowoc	827	860	852	818	823	751	763	742	792	817

(continued)

## Deaths and Death Rates

**Table 4. Deaths by County of Residence, Wisconsin 1998–2007**

	1998	1999	2000	2001	2002	2003	2004	2005	2006	2007
Marathon	920	951	924	974	990	946	925	976	932	1,035
Marinette	509	534	470	530	502	524	473	493	520	482
Marquette	176	161	174	180	166	169	167	185	180	159
Menominee	48	43	36	40	29	34	44	45	26	37
Milwaukee	8,812	9,018	9,063	8,855	9,022	8,614	8,492	8,605	8,190	8,151
Monroe	408	391	414	376	433	415	407	399	382	384
Oconto	335	353	357	347	315	329	327	327	323	315
Oneida	372	422	431	360	401	355	422	421	421	422
Outagamie	1,142	1,141	1,109	1,083	1,123	1,147	1,113	1,194	1,141	1,190
Ozaukee	587	575	583	615	568	620	635	605	678	690
Pepin	76	80	73	70	88	90	70	66	70	76
Pierce	224	251	244	208	251	228	232	229	215	232
Polk	416	371	376	396	417	419	397	401	404	406
Portage	431	475	404	452	463	417	454	491	459	481
Price	216	198	207	191	186	202	215	200	182	192
Racine	1,529	1,593	1,616	1,605	1,489	1,492	1,498	1,537	1,607	1,495
Richland	169	157	185	182	197	180	166	164	169	183
Rock	1,327	1,282	1,335	1,336	1,296	1,308	1,306	1,409	1,402	1,267
Rusk	174	169	168	212	179	170	176	191	167	147
St. Croix	445	453	444	424	484	464	413	429	435	443
Sauk	534	487	485	545	509	507	511	505	523	563
Sawyer	184	190	183	212	207	189	153	184	204	172
Shawano	424	452	476	431	457	445	422	448	429	413
Sheboygan	1,107	1,018	1,083	1,008	1,092	992	1,037	1,089	1,098	991
Taylor	223	175	176	192	202	172	159	196	149	175
Trempealeau	285	291	298	321	284	318	260	280	295	331
Vernon	312	298	330	335	309	286	271	324	281	296
Vilas	269	263	251	264	260	240	223	235	271	274
Walworth	799	840	826	787	815	788	871	860	845	806
Washburn	182	198	198	187	180	173	174	193	179	163
Washington	769	810	795	827	851	892	872	868	874	924
Waukesha	2,529	2,620	2,795	2,665	2,833	2,743	2,715	2,903	2,914	2,731
Waupaca	651	698	634	684	624	711	653	677	714	685
Waushara	233	269	243	282	250	268	296	237	246	271
Winnebago	1,219	1,253	1,194	1,270	1,280	1,315	1,247	1,258	1,321	1,272
Wood	674	694	695	663	696	672	674	745	714	731

Source: Bureau of Health Information and Policy, Division of Public Health, Department of Health Services.

Notes: There is one record included in the total for 2007 for which county of residence was unknown.

## Deaths and Death Rates

**Table 5. Deaths by County of Residence and Selected Minor Civil Divisions, Wisconsin 2007**

<b>STATE TOTAL</b>	<b>46,117</b>	Menasha (C) (Pt.)	7	Mount Horeb (V)	57
Urban*	35,453	New Holstein (C)	67	Oregon (T)	10
Balance of County	10,664	Balance of County	68	Oregon (V)	53
<b>ADAMS</b>	250	<b>CHIPPEWA</b>	507	Pleasant Springs (T)	14
Rome (T)	31	Bloomer (C)	54	Springfield (T)	7
Balance of County	219	Chippewa Falls (C)	137	Stoughton (C)	158
<b>ASHLAND</b>	203	Eagle Point (T)	47	Sun Prairie (C)	169
Ashland (C)	129	Eau Claire (C) (Pt.)	14	Verona (C)	86
Balance of County	74	Lafayette (T)	24	Waunakee (V)	100
<b>BARRON</b>	467	Lake Hallie (V)	33	Westport (T)	17
Barron (C)	50	Stanley (C)	41	Windsor (T)	19
Rice Lake (C)	134	Wheaton (T)	8	Balance of County	223
Rice Lake (T)	11	Balance of County	149	<b>DODGE</b>	871
Balance of County	272	<b>CLARK</b>	296	Beaver Dam (C)	190
<b>BAYFIELD</b>	157	Neillsville (C)	51	Beaver Dam (T)	24
<b>BROWN</b>	1,641	Balance of County	245	Fox Lake (T)	16
Allouez (V)	103	<b>COLUMBIA</b>	502	Horicon (C)	28
Ashwaubenon (V)	134	Columbus (C) (Pt.)	58	Juneau (C)	39
Bellevue (V)	63	Lodi (C)	45	Mayville (C)	75
De Pere (C)	205	Lodi (T)	22	Watertown (C) (Pt.)	136
Green Bay (C)	823	Pacific (T)	16	Waupun (C) (Pt.)	92
Hobart (V)	27	Portage (C)	101	Balance of County	271
Howard (V) (Pt.)	52	Poynette (V)	16	<b>DOOR</b>	286
Lawrence (T)	10	Balance of County	244	Sevastopol (T)	21
Ledgeview (T)	26	<b>CRAWFORD</b>	178	Sturgeon Bay (C)	123
Pittsfield (T)	8	Prairie du Chien (C)	85	Balance of County	142
Pulaski (V) (Pt.)	33	Balance of County	93	<b>DOUGLAS</b>	439
Scott (T)	24	<b>DANE</b>	2,777	Superior (C)	299
Suamico (V)	36	Bristol (T)	10	Balance of County	140
Wrightstown (V) (Pt.)	9	Burke (T)	7	<b>DUNN</b>	288
Balance of County	88	Cottage Grove (T)	15	Menomonie (C)	129
<b>BUFFALO</b>	116	Cottage Grove (V)	29	Menomonie (T)	8
Mondovi (C)	40	Cross Plains (V)	24	Balance of County	151
Balance of County	76	DeForest (V)	55	<b>EAU CLAIRE</b>	719
<b>BURNETT</b>	166	Dunn (T)	19	Altoona (C)	73
<b>CALUMET</b>	288	Fitchburg (C)	79	Eau Claire (C) (Pt.)	510
Appleton (C) (Pt.)	40	Madison (C)	1,344	Pleasant Valley (T)	12
Brillion (C)	21	Madison (T)	6	Seymour (T)	15
Chilton (C)	51	Marshall (V)	18	Union (T)	8
Harrison (T)	30	McFarland (V)	40	Washington (T)	22
Kiel (C) (Pt.)	4	Middleton (C)	144	Balance of County	79
		Middleton (T)	15	<b>FLORENCE</b>	46
		Monona (C)	59		

\* "Urban" is the sum of incorporated places having a population of 2,500 or more according to the latest estimates available.

## Deaths and Death Rates

<b>FOND DU LAC</b>	932	<b>JUNEAU</b>	277	<b>MARATHON</b>	1,035
Empire (T)	10	Mauston (C)	61	Kronenwetter (V)	25
Fond du Lac (C)	541	Balance of County	216	Marshfield (C) (Pt.)	23
No. Fond du Lac (V)	46	<b>KENOSHA</b>	1,306	Mosinee (C)	33
Ripon (C)	84	Bristol (T)	42	Rib Mountain (T)	26
Taycheedah (T)	11	Kenosha (C)	872	Rothschild (V)	28
Waupun (C) (Pt.)	23	Paddock Lake (V)	12	Wausau (C)	458
Balance of County	217	Pleasant Prairie (V)	133	Weston (V)	94
<b>FOREST</b>	120	Randall (T)	16	Balance of County	348
		Salem (T)	79	<b>MARINETTE</b>	482
<b>GRANT</b>	511	Somers (T)	42	Marinette (C)	156
Boscobel (C)	50	Twin Lakes (V)	51	Peshtigo (C)	84
Lancaster (C)	60	Wheatland (T)	24	Peshtigo (T)	16
Platteville (C)	77	Balance of County	35	Stephenson (T)	22
Balance of County	324	<b>KEWAUNEE</b>	195	Balance of County	204
		Algoma (C)	48	<b>MARQUETTE</b>	159
<b>GREEN</b>	331	Kewaunee (C)	64		
Brodhead (C) (Pt.)	30	Balance of County	83	<b>MENOMINEE</b>	37
Monroe (C)	129	<b>LA CROSSE</b>	936	Menominee (T)	37
Balance of County	172	Campbell (T)	36	<b>MILWAUKEE</b>	8,151
<b>GREEN LAKE</b>	190	Holland (T)	9	Bayside (V) (Pt.)	44
Berlin (C) (Pt.)	60	Holmen (V)	50	Brown Deer (V)	88
Balance of County	130	La Crosse (C)	525	Cudahy (C)	168
		Onalaska (C)	116	Fox Point (V)	48
<b>IOWA</b>	185	Onalaska (T)	12	Franklin (C)	237
Dodgeville (C)	48	Shelby (T)	20	Glendale (C)	200
Mineral Point (C)	32	West Salem (V)	94	Greendale (V)	144
Balance of County	105	Balance of County	74	Greenfield (C)	485
<b>IRON</b>	85	<b>LAFAYETTE</b>	142	Hales Corners (V)	69
				Milwaukee (C) (Pt.)	4,702
<b>JACKSON</b>	202	<b>LANGLADE</b>	242	Oak Creek (C)	257
Black River Falls (C)	90	Antigo (C)	136	Shorewood (V)	79
Brockway (T)	17	Balance of County	106	South Milwaukee (C)	252
Balance of County	95	<b>LINCOLN</b>	286	St. Francis (C)	101
		Bradley (T)	24	Wauwatosa (C)	530
<b>JEFFERSON</b>	577	Merrill (C)	134	West Allis (C)	642
Ft. Atkinson (C)	112	Merrill (T)	15	West Milwaukee (V)	24
Ixonia (T)	20	Tomahawk (C)	59	Whitefish Bay (V)	73
Jefferson (C)	92	Balance of County	54	Balance of County	8
Koshkonong (T)	20	<b>MANITOWOC</b>	817	<b>MONROE</b>	384
Lake Mills (C)	56	Kiel (C) (Pt.)	30	Sparta (C)	102
Oakland (T)	20	Manitowoc (C)	483	Sparta (T)	26
Waterloo (C)	16	Manitowoc Rapids (T)	20	Tomah (C)	123
Watertown (C) (Pt.)	108	Two Rivers (C)	117	Balance of County	133
Whitewater (C) (Pt.)	6	Balance of County	167		
Balance of County	127				

## Deaths and Death Rates

<b>OCONTO</b>	315	<b>POLK</b>	406	<b>RUSK</b>	147
Chase (T)	9	Alden (T)	11	Ladysmith (C)	58
Little Suamico (T)	21	Amery (C)	78	Balance of County	89
Oconto (C)	58	Osceola (T)	8		
Oconto Falls (C)	62	Osceola (V)	24	<b>ST. CROIX</b>	443
Balance of County	165	Balance of County	285	Baldwin (V)	44
				Hudson (C)	92
<b>ONEIDA</b>	422	<b>PORTAGE</b>	481	Hudson (T)	4
Minocqua (T)	63	Hull (T)	20	New Richmond (C)	67
Newbold (T)	22	Plover (V)	59	North Hudson (V)	12
Pelican (T)	24	Stevens Point (C)	210	Richmond (T)	7
Pine Lake (T)	25	Stockton (T)	9	River Falls (C) (Pt.)	52
Rhineland (C)	123	Balance of County	183	Somerset (T)	5
Balance of County	165			St. Joseph (T)	13
		<b>PRICE</b>	192	Star Prairie (T)	9
<b>OUTAGAMIE</b>	1,190	Park Falls (C)	60	Troy (T)	8
Appleton (C) (Pt.)	448	Balance of County	132	Balance of County	130
Buchanan (T)	26				
Center (T)	17	<b>RACINE</b>	1,495	<b>SAUK</b>	563
Combined Locks (V)	13	Burlington (C) (Pt.)	102	Baraboo (C)	140
Dale (T)	9	Burlington (T)	31	Lake Delton (V)	18
Ellington (T)	7	Caledonia (V)	112	Prairie du Sac (V)	36
Freedom (T)	17	Dover (T)	48	Reedsburg (C)	104
Grand Chute (T)	193	Mt. Pleasant (V)	238	Sauk City (V)	64
Greenville (T)	36	Norway (T)	31	Balance of County	201
Hortonville (V)	17	Racine (C)	685		
Kaukauna (C)	125	Raymond (T)	17	<b>SAWYER</b>	172
Kimberly (V)	48	Rochester (T)	15	Hayward (T)	41
Little Chute (V)	81	Sturtevant (V)	37	Balance of County	131
New London (C) (Pt.)	9	Union Grove (V)	68		
Oneida (T)	27	Waterford (T)	31	<b>SHAWANO</b>	413
Seymour (C)	36	Waterford (V)	43	Shawano (C)	123
Balance of County	81	Yorkville (T)	10	Wescott (T)	43
		Balance of County	27	Balance of County	247
<b>OZAUKEE</b>	690				
Cedarburg (C)	118	<b>RICHLAND</b>	183	<b>SHEBOYGAN</b>	991
Cedarburg (T)	21	Richland Center (C)	71	Greenbush (T)	4
Grafton (T)	26	Balance of County	112	Howards Grove (V)	18
Grafton (V)	84			Lima (T)	11
Mequon (C)	196	<b>ROCK</b>	1,267	Oostburg (V)	9
Port Washington (C)	114	Beloit (C)	356	Plymouth (C)	74
Saukville (V)	25	Beloit (T)	47	Plymouth (T)	47
Thiensville (V)	34	Brodhead (C) (Pt.)	6	Sheboygan (C)	552
Balance of County	72	Edgerton (C) (Pt.)	50	Sheboygan (T)	18
		Evansville (C)	54	Sheboygan Falls (C)	94
<b>PEPIN</b>	76	Fulton (T)	19	Wilson (T)	11
		Janesville (C)	502	Balance of County	153
<b>PIERCE</b>	232	Janesville (T)	9		
Ellsworth (V)	32	Milton (C)	41	<b>TAYLOR</b>	175
Prescott (C)	29	Milton (T)	16	Medford (C)	75
River Falls (C) (Pt.)	44	Rock (T)	27	Balance of County	100
Balance of County	127	Balance of County	140		

## Deaths and Death Rates

<b>TREMPEALEAU</b>	331	Erin (T)	7	Vernon (T)	21
		Farmington (T)	12	Wales (V)	4
<b>VERNON</b>	296	Germantown (V)	136	Waukesha (C)	557
Viroqua (C)	74	Hartford (C)	127	Waukesha (T)	23
Balance of County	222	Hartford (T)	19	Balance of County	245
		Jackson (T)	11		
<b>VILAS</b>	274	Jackson (V)	37	<b>WAUPACA</b>	685
Arbor Vitae (T)	37	Kewaskum (V)	28	Clintonville (C)	66
Lac Du Flambeau (T)	48	Polk (T)	14	Dayton (T)	19
Lincoln (T)	23	Richfield (T)	47	Farmington (T)	159
Balance of County	166	Slinger (V)	38	Mukwa (T)	10
		Trenton (T)	26	New London (C) (Pt.)	80
<b>WALWORTH</b>	806	West Bend (C)	255	Waupaca (C)	115
Bloomfield (T)	37	West Bend (T)	116	Balance of County	236
Burlington (C) (Pt.)	1	Balance of County	22		
Delavan (C)	81	<b>WAUKESHA</b>	2,731	<b>WAUSHARA</b>	271
Delavan (T)	36	Brookfield (C)	379	Balance of County	271
East Troy (T)	25	Brookfield (T)	39		
East Troy (V)	35	Delafield (C)	36	<b>WINNEBAGO</b>	1,272
Elkhorn (C)	90	Delafield (T)	30	Algoma (T)	18
Geneva (T)	32	Elm Grove (V)	64	Appleton (C) (Pt.)	42
Genoa City (V)	23	Genesse (T)	16	Clayton (T)	13
La Grange (T)	12	Hartland (V)	47	Menasha (C) (Pt.)	105
Lake Geneva (C)	105	Lisbon (T)	37	Menasha (T)	124
Lyons (T)	29	Menomonee Falls (V)	321	Neenah (C)	198
Sugar Creek (T)	28	Merton (T)	23	Neenah (T)	7
Walworth (V)	26	Merton (V)	2	Omro (C)	41
Whitewater (C) (Pt.)	98	Milwaukee (C) (Pt.)	3	Oshkosh (C)	593
Williams Bay (V)	34	Mukwonago (T)	29	Oshkosh (T)	8
Balance of County	114	Mukwonago (V) (Pt.)	65	Balance of County	123
		Muskego (C)	155		
<b>WASHBURN</b>	163	New Berlin (C)	268	<b>WOOD</b>	731
Spooner (C)	49	Oconomowoc (C)	115	Grand Rapids (T)	29
Balance of County	114	Oconomowoc (T)	40	Marshfield (C) (Pt.)	203
		Ottawa (T)	22	Nekoosa (C)	26
<b>WASHINGTON</b>	924	Pewaukee (V)	94	Saratoga (T)	21
Addison (T)	16	Summit (T)	26	Wisc. Rapids (C)	256
Barton (T)	13	Sussex (V)	70	Balance of County	196

Source: Bureau of Health Information and Policy, Division of Public Health, Department of Health Services.

Notes: Minor civil divisions are City (C), Village (V) and Township (T). Places located in more than one county are indicated by (Pt.) (an abbreviation of "Part").

There is one death included in the state total for which place of residence was unknown.

## Deaths and Death Rates

**Table 6. Deaths by County of Residence and County of Occurrence, Wisconsin 2007**

	Residence	Occurrence		Residence	Occurrence
<b>State Total</b>	<b>46,117</b>	<b>45,933</b>			
Adams	250	167	Marathon	1,035	1,105
Ashland	203	209	Marinette	482	468
Barron	467	424	Marquette	159	87
Bayfield	157	94	Menominee	37	14
Brown	1,641	1,956	Milwaukee	8,151	8,942
Buffalo	116	79	Monroe	384	342
Burnett	166	114	Oconto	315	239
Calumet	288	191	Oneida	422	486
Chippewa	507	358	Outagamie	1,190	1,275
Clark	296	235	Ozaukee	690	696
Columbia	502	447	Pepin	76	55
Crawford	178	166	Pierce	232	150
Dane	2,777	3,444	Polk	406	356
Dodge	871	791	Portage	481	395
Door	286	263	Price	192	168
Douglas	439	297	Racine	1,495	1,320
Dunn	288	226	Richland	183	149
Eau Claire	719	991	Rock	1,267	1,211
Florence	46	28	Rusk	147	123
Fond du Lac	932	937	St. Croix	443	410
Forest	120	91	Sauk	563	583
Grant	511	433	Sawyer	172	138
Green	331	297	Shawano	413	381
Green Lake	190	196	Sheboygan	991	958
Iowa	185	165	Taylor	175	144
Iron	85	56	Trempealeau	331	265
Jackson	202	170	Vernon	296	239
Jefferson	577	433	Vilas	274	166
Juneau	277	220	Walworth	806	681
Kenosha	1,306	1,270	Washburn	163	133
Kewaunee	195	121	Washington	924	786
La Crosse	936	1,318	Waukesha	2,731	2,718
Lafayette	142	87	Waupaca	685	575
Langlade	242	212	Waushara	271	177
Lincoln	286	253	Winnebago	1,272	1,403
Manitowoc	817	730	Wood	731	1,126

Source: Bureau of Health Information and Policy, Division of Public Health, Department of Health Services.

Note: The “residence” column indicates the number of deaths among residents of the county, regardless of where the person died. The “occurrence” column indicates the number of deaths that occurred in that county, regardless of where the person resided. Statewide totals for the two columns differ because some Wisconsin resident deaths occur outside the state, and some deaths of non-residents occur within the state.

The total for resident deaths includes one death with unknown county of residence.



**Table 7. Deaths by Disposition of Body, Wisconsin 1998-2007**

Disposition of Body	Years									
	1998	1999	2000	2001	2002	2003	2004	2005	2006	2007
<b>TOTAL DEATHS</b>	<b>45,890</b>	<b>46,571</b>	<b>46,405</b>	<b>46,537</b>	<b>46,893</b>	<b>46,040</b>	<b>45,488</b>	<b>46,544</b>	<b>46,051</b>	<b>46,117</b>
<b>PERCENT</b>	<b>100.0</b>	<b>100.0</b>	<b>100.0</b>	<b>100.0</b>	<b>100.0</b>	<b>100.0</b>	<b>100.0</b>	<b>100.0</b>	<b>100.0</b>	<b>100.0</b>
Burial	30,470	30,692	29,720	29,044	28,874	27,689	26,531	26,769	25,653	25,001
Percent	66.4	65.9	64.0	62.4	61.6	60.1	58.3	57.5	55.7	54.2
Cremation	10,889	11,526	12,483	13,160	13,790	14,287	15,044	15,884	16,550	17,337
Percent	23.7	24.7	26.9	28.3	29.4	31.0	33.1	34.1	35.9	37.6
Entombment	3,754	3,800	3,694	3,827	3,698	3,566	3,515	3,567	3,397	3,321
Percent	8.2	8.2	8.0	8.2	7.9	7.7	7.7	7.7	7.4	7.2
Donation	287	279	261	231	305	251	249	274	267	245
Percent	0.6	0.6	0.6	0.5	0.7	0.5	0.5	0.6	0.6	0.5
Unknown	490	274	247	275	226	247	149	50	184	213
Percent	1.1	0.6	0.5	0.6	0.5	0.5	0.3	0.1	0.4	0.5

Source: Bureau of Health Information and Policy, Division of Public Health, Department of Health Services.

Notes: Percents may not add to 100 due to rounding.

“Donation” means the body was donated for use in medical research and/or education.

“Entombment” means the casket is placed in an above-ground structure, such as a mausoleum.

“Unknowns” are due to reporting of Wisconsin resident deaths occurring in other states. Some states do not consistently report disposition of the body.

- Cremations continued to increase as a percentage of total deaths, while burials continued to decrease. Cremations constituted 38 percent of dispositions in 2007 (compared to 36% in 2006 and 24% in 1998); burials constituted 54 percent of total deaths in 2007 (compared to 56% in 2006 and 66% in 1998).

**Table 8. Autopsies Performed by Age of Decedent, Wisconsin, Selected Years, 1980–2007**

Years	Total	Age			
		Under 1	1-44	45-64	65+
<b>1980</b>					
Autopsy	5,673	469	1,065	1,649	2,490
No Autopsy	35,010	290	1,742	5,590	27,388
Unknown	116	6	5	17	88
<b>Total Deaths</b>	<b>40,801</b>	<b>765</b>	<b>2,812</b>	<b>7,256</b>	<b>29,966</b>
<b>Percent with Autopsy</b>	<b>14%</b>	<b>61%</b>	<b>38%</b>	<b>23%</b>	<b>8%</b>
<b>1990</b>					
Autopsy	4,451	343	1,297	1,107	1,704
No Autopsy	38,062	264	1,471	5,020	31,307
Unknown	142	6	9	25	102
<b>Total Deaths</b>	<b>42,655</b>	<b>613</b>	<b>2,777</b>	<b>6,152</b>	<b>33,113</b>
<b>Percent with Autopsy</b>	<b>10%</b>	<b>56%</b>	<b>47%</b>	<b>18%</b>	<b>5%</b>
<b>2000</b>					
Autopsy	3,582	183	1,240	1,139	1,020
No Autopsy	42,607	273	1,508	5,306	35,520
Unknown	215	1	20	37	157
<b>Total Deaths</b>	<b>46,405</b>	<b>457</b>	<b>2,768</b>	<b>6,482</b>	<b>36,697</b>
<b>Percent with Autopsy</b>	<b>8%</b>	<b>40%</b>	<b>45%</b>	<b>18%</b>	<b>3%</b>
<b>2007</b>					
Autopsy	3,615	183	1,338	1,408	686
No Autopsy	42,353	286	1,309	6,266	34,492
Unknown	149	0	16	27	106
<b>Total Deaths</b>	<b>46,117</b>	<b>469</b>	<b>2,663</b>	<b>7,701</b>	<b>35,284</b>
<b>Percent with Autopsy</b>	<b>8%</b>	<b>39%</b>	<b>50%</b>	<b>18%</b>	<b>2%</b>

Source: Bureau of Health Information and Policy, Division of Public Health, Department of Health Services.

Notes: There were two deaths in 1980 and one death in 2000 for which age was unknown. These deaths are included in the total.

- In 2007, an autopsy was performed in just 8 percent of deaths, compared with 14 percent in 1980.
- Autopsies are performed most frequently among children and young adults. In 2007, an autopsy was performed in 50 percent of deaths in which the decedent was aged 1-44.

## Deaths and Death Rates

**Table 9. Deaths by Injury at Work by Age, Sex, Race and Hispanic Origin, Wisconsin, 2007**

	Age							
	Less than 15	15 and over	15-24	25-34	35-44	45-54	55-64	65 and over
<b>ALL RACES, Both Sexes</b>	<b>1</b>	<b>57</b>	<b>4</b>	<b>6</b>	<b>8</b>	<b>8</b>	<b>10</b>	<b>21</b>
<b>Male</b>	<b>1</b>	<b>51</b>	<b>4</b>	<b>5</b>	<b>6</b>	<b>8</b>	<b>9</b>	<b>19</b>
<b>Female</b>	---	<b>6</b>	---	<b>1</b>	<b>2</b>	---	<b>1</b>	<b>2</b>
White, Both Sexes	1	53	3	6	8	7	10	19
Male	1	47	3	5	6	7	9	17
Female	---	6	---	1	2	---	1	2
Black, Both Sexes	---	3	1	---	---	---	---	2
Male	---	3	1	---	---	---	---	2
Female	---	---	---	---	---	---	---	---
Other, Both Sexes	---	1	---	---	---	1	---	---
Male	---	1	---	---	---	1	---	---
Female	---	---	---	---	---	---	---	---
Hispanic, Both Sexes	---	1	---	---	1	---	---	---
Male	---	1	---	---	1	---	---	---
Female	---	---	---	---	---	---	---	---
Non-Hispanic, Both Sexes	1	56	4	6	7	8	10	21
Male	1	50	4	5	5	8	9	19
Female	---	6	---	1	2	---	1	2

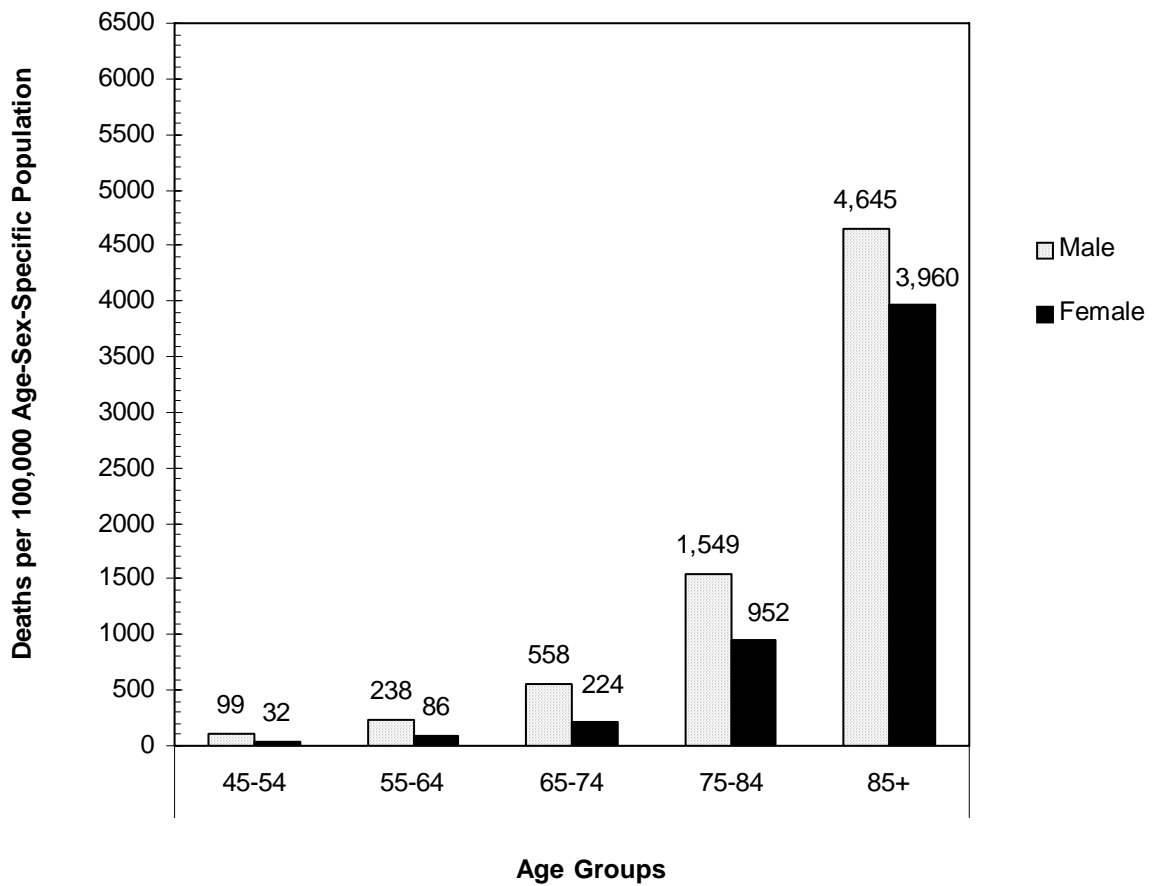
Source: Bureau of Health Information and Policy, Division of Public Health, Department of Health Services.

Notes: Race categories may include people of Hispanic origin; people of Hispanic origin may be of any race. This table shows the number of death certificates that specified that an injury at work contributed to the death, either as the underlying cause or as a contributing factor. Dashes (---) indicate that there were no deaths in that category.

- In 2007, a total of 58 deaths were reported on death certificates as due to injuries at work; this was higher than the 2006 total (51).
- Ninety percent of deaths due to injuries at work in 2007 were to males.



Figure 1. Heart Disease Death Rates by Selected Age Groups and Sex, Wisconsin 2007

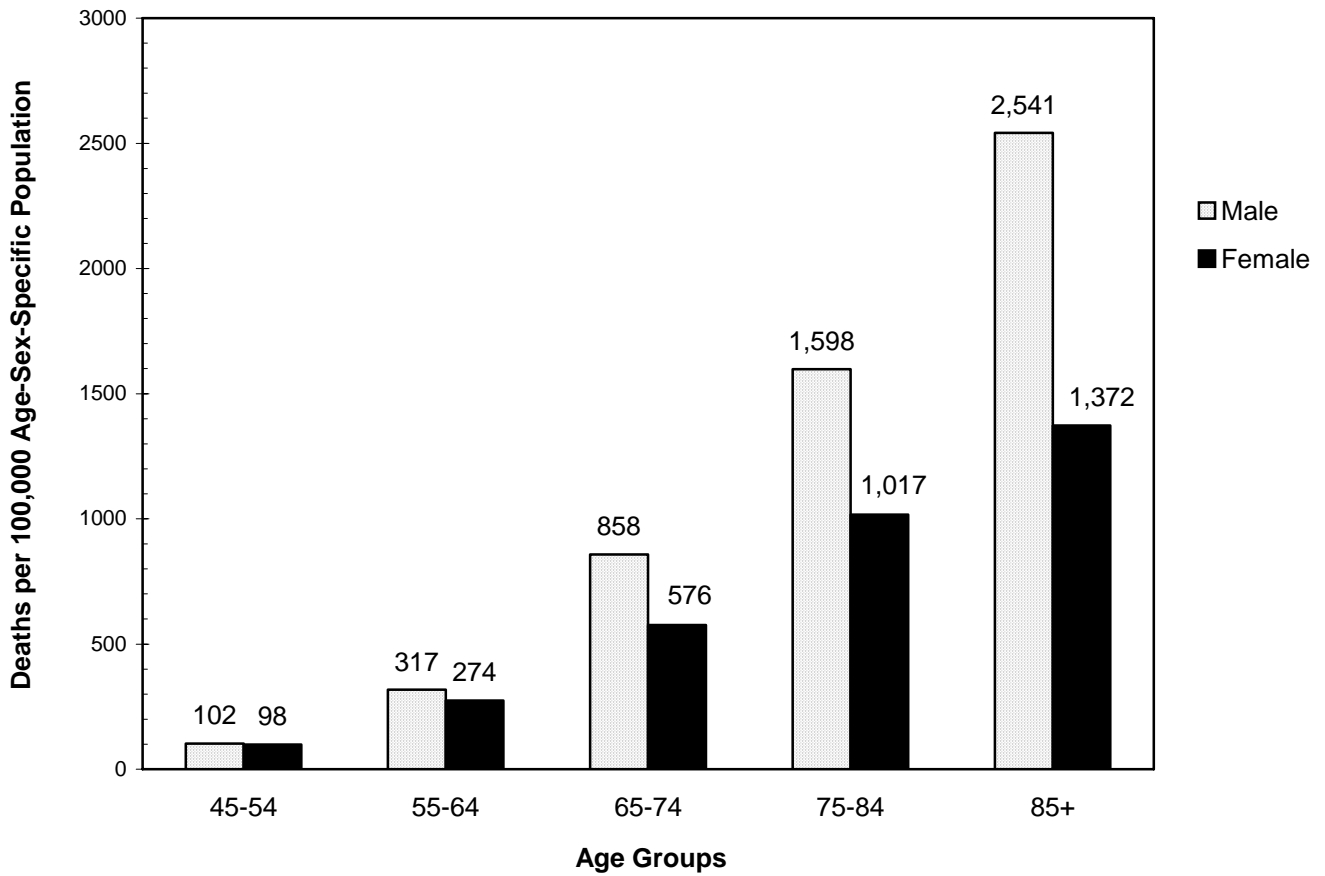


Source: Bureau of Health Information and Policy, Division of Public Health, Department of Health Services.

Note: The ICD-10 codes used for diseases of the heart are I00-I09, I11, I13, I20-I51.

- Death rates from diseases of the heart for males exceeded rates for females in all age groups.

**Figure 2. Malignant Neoplasm (Cancer) Death Rates by Selected Age Groups and Sex, Wisconsin 2007**

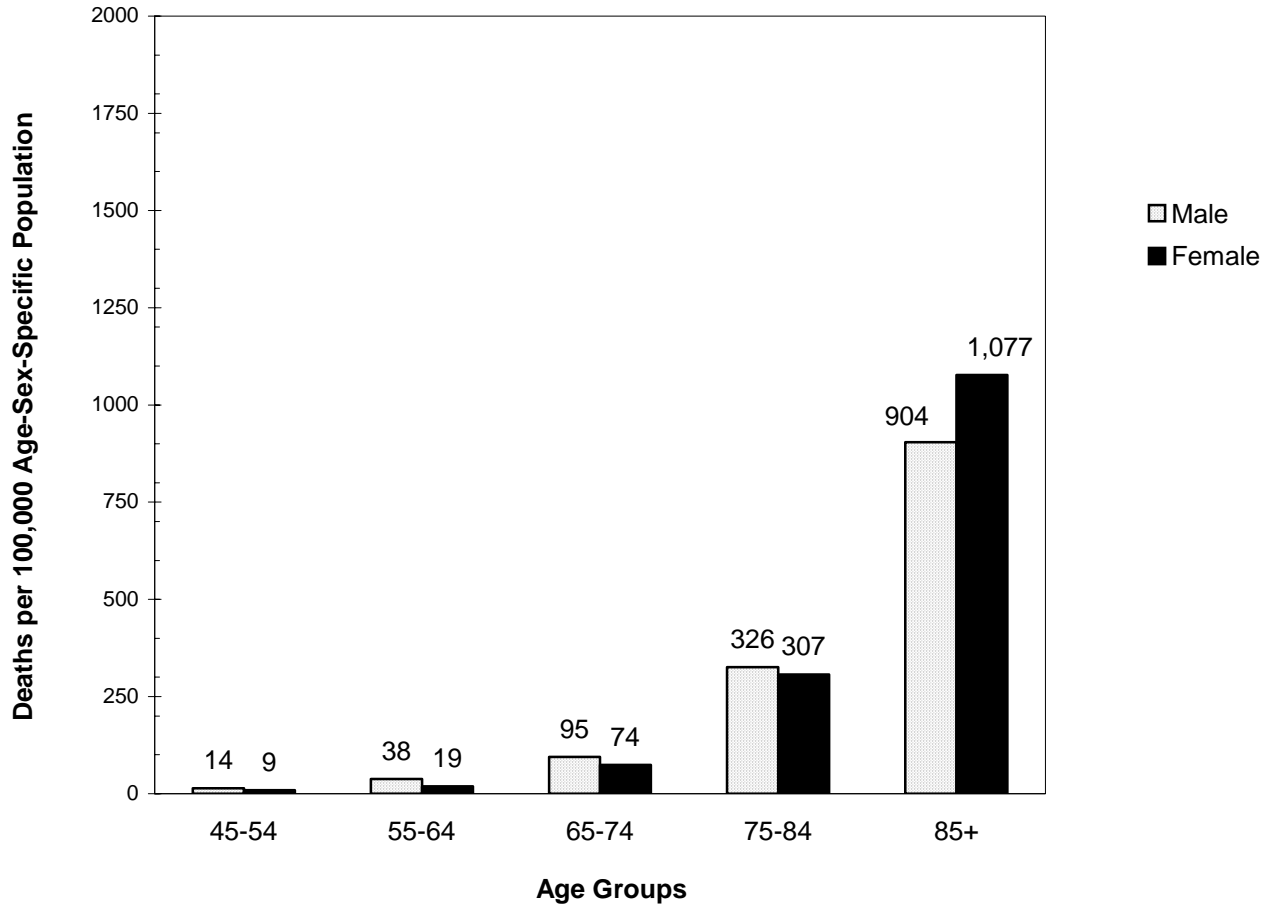


Source: Bureau of Health Information and Policy, Division of Public Health, Department of Health Services.

Note: The ICD-10 codes used for malignant neoplasms are C00-C97.

- Cancer death rates for males exceeded rates for females in all age groups.

Figure 3. Cerebrovascular Diseases (Stroke) Death Rates by Selected Age Groups and Sex, Wisconsin 2007



Source: Bureau of Health Information and Policy, Division of Public Health, Department of Health Services.

Note: The ICD-10 codes used for cerebrovascular diseases are I60-I69.

- Death rates from cerebrovascular diseases (stroke) for males exceeded rates for females in all age groups except 85 and older.

## Cause of Death

**Table 10. Summary Categories of Cause of Death, Wisconsin 2007**

	Immediate Cause of Death	Underlying Cause of Death	All-Mention Cause of Death
<b>ALL CAUSES</b>	<b>46,117</b>	<b>46,117</b>	<b>99,958</b>
Tuberculosis	2	5	12
Human Immunodeficiency Virus (HIV)	17	49	55
Malignant Neoplasms	9,329	10,940	11,942
Diabetes Mellitus	143	1,136	4,261
Alzheimer's Disease	1,149	1,656	2,288
Diseases of the Heart	11,896	11,167	18,233
Essential Hypertension and Hypertensive Renal Disease	83	401	5,042
Cerebrovascular Diseases	2,618	2,632	4,312
Atherosclerosis	82	104	733
Other Diseases of Circulatory System	370	532	1,226
Influenza and Pneumonia	2,310	1,022	3,555
Chronic Lower Respiratory Diseases	1,347	2,395	4,837
Peptic Ulcer	20	66	126
Chronic Liver Disease and Cirrhosis	211	484	643
Nephritis, Nephrotic Syndrome and Nephrosis	1,429	1,004	4,510
Pregnancy, Childbirth and the Puerperium	15	15	29
Certain Conditions Originating in Perinatal Period	233	213	274
Congenital Malform./Deform./Chromosomal Abnorm.	78	213	332
Sudden Infant Death Syndrome	49	48	50
Symptoms/Signs/Abnormal Clinical/Lab Findings	2,429	162	4,695
Motor Vehicle Accidents	---	792	805
All Accidents (except motor vehicle)	7	1,834	3,027
Intentional Self-Harm (Suicide)	21	724	723
Assault (Homicide)	---	200	199
All Other External Causes	---	81	83
All Other Diseases	12,279	8,242	27,966

Source: Bureau of Health Information and Policy, Division of Public Health, Department of Health Services.

Notes: The immediate cause of death is the final disease or condition resulting in death. The underlying cause of death is the disease or injury that initiated events resulting in death. All-mention cause of death includes all conditions listed on the death record, including those in the chain of events leading to death and others contributing to the death. Thus, the all-mention cause of death column will always have a higher total than the total number of deaths. For the ICD-10 codes used for each cause, see Technical Notes, page 82. Dashes (---) indicate that there were no deaths in that category.

- The underlying cause is often referred to as the “cause of death.” For example, for 10,940 Wisconsin residents who died in 2007, a malignant neoplasm was listed as the underlying cause on the death certificate. For only 9,329 residents, a malignant neoplasm was indicated as the final disease or condition that caused the person to die (immediate cause). For 11,942 residents, a malignant neoplasm contributed to death (all-mention cause).



## Cause of Death

**Table 11. Leading Underlying Causes of Death by Age, Wisconsin 2006 and 2007**

2006	Number	Rate	2007	Number	Rate
<b>TOTAL, ALL AGES</b>	<b>46,051</b>	<b>820.9</b>	<b>TOTAL, ALL AGES</b>	<b>46,117</b>	<b>817.5</b>
Diseases of the Heart	11,428	203.7	Diseases of the Heart	11,167	197.9
Malignant Neoplasms	10,907	194.4	Malignant Neoplasms	10,940	193.9
Cerebrovascular Diseases	2,821	50.3	Cerebrovascular Diseases	2,632	46.7
Accidents (ex. med./surg. comp.)	2,503	44.6	Accidents (ex. med./surg. comp.)	2,593	46.0
Chronic Lower Respiratory Dis.	2,354	42.0	Chronic Lower Respiratory Dis.	2,395	42.5
Alzheimer's Disease	1,593	28.4	Alzheimer's Disease	1,656	29.4
Diabetes Mellitus	1,209	21.6	Diabetes Mellitus	1,136	20.1
Influenza and Pneumonia	1,010	18.0	Influenza and Pneumonia	1,022	18.1
Nephritis/Nephrotic Syn./Nephrosis	937	16.7	Nephritis/Nephrotic Syn./Nephrosis	1,004	17.8
Intentional Self-Harm (Suicide)	668	11.9	Intentional Self-Harm (Suicide)	724	12.8
<b>LESS THAN 1 YEAR</b>	<b>462</b>	<b>639.0</b>	<b>LESS THAN 1 YEAR</b>	<b>469</b>	<b>644.6</b>
Dis. Rel. Short Gesta./Low Brthwgt.	101	139.7	Congenital Malformations, etc.	104	142.9
Congenital Malformations, etc.	92	127.2	Dis. Rel. Short Gesta./Low Brthwgt.	87	119.6
Sudden Infant Death Syndrome	33	45.6	Sudden Infant Death Syndrome	48	66.0
Newborn Affect. by Comp. Preg.	32	44.3	Accidents (ex. med./surg. Comp.)	34	46.7
Accidents (ex. med./surg. comp.)	32	44.3	Newborn Affect. Comp. Placenta	19	
Newborn Affect. Comp. Placenta	20	27.7	Newborn Affect. Mat. Compli. of Preg.	15	
Bacterial Sepsis of Newborn	14		Respiratory Distress of Newborn	13	
Respiratory Distress of Newborn	11		Bacterial Sepsis of Newborn	10	
Neonatal Hemorrhage	9		Diseases of Circulatory System	9	
Atelectasis	7		Atelectasis	9	
<b>1-14 YEARS</b>	<b>154</b>	<b>15.3</b>	<b>1-14 YEARS</b>	<b>186</b>	<b>18.3</b>
Accidents (ex. med./surg. comp.)	48	4.8	Accidents (ex. med./surg. Comp.)	69	6.8
Malignant Neoplasms	16		Malignant Neoplasms	23	2.3
Congenital Malformations, etc.	13		Congenital Malformations, etc.	20	2.0
Assault (Homicide)	12		Assault (Homicide)	14	
Septicemia	8		Diseases of the Heart	5	
Intentional Self-Harm (Suicide)	6		Intentional Self-Harm (Suicide)	4	
Cerebrovascular Diseases	3		Cond. Originating in Perinatal Period	3	
Chronic Lower Respiratory Dis.	3		Septicemia	2	
In Situ/Benign/Uncertain Neoplasm	2		In Situ/Benign/Uncertain Neoplasm	2	
Diseases of the Heart	2		Chronic Lower Respiratory Disease	2	
<b>15-24 YEARS</b>	<b>554</b>	<b>68.2</b>	<b>15-24 YEARS</b>	<b>614</b>	<b>77.0</b>
Accidents (ex. med./surg. comp.)	295	36.3	Accidents (ex. med./surg. comp.)	299	37.5
Assault (Homicide)	69	8.5	Intentional Self-Harm (Suicide)	104	13.0
Intentional Self-Harm (Suicide)	65	8.0	Assault (Homicide)	69	8.6
Malignant Neoplasms	25	3.1	Malignant Neoplasms	40	5.0
Diseases of the Heart	18		Diseases of the Heart	13	
Congenital Malformations, etc.	12		Congenital Malformations, etc.	12	
In Situ/Benign/Uncertain Neoplasm	4		Cerebrovascular Diseases	5	
Diabetes Mellitus	3		Pregnancy, Childbrth & Puerperium	4	
Pregnancy, Childbrth & Puerperium	3		Septicemia	3	
Chronic Lower Respiratory Dis.	2		In Situ/Benign/Uncertain Neoplasm	3	

(continued)

## Cause of Death

**Table 11. Leading Underlying Causes of Death by Age, Wisconsin 2006 and 2007**

2006	Number	Rate	2007	Number	Rate
<b>25-44 YEARS</b>	<b>1,899</b>	<b>124.7</b>	<b>25-44 YEARS</b>	<b>1,863</b>	<b>123.1</b>
Accidents (ex. med./surg. comp.)	523	34.3	Accidents (ex. med./surg. comp.)	559	36.9
Malignant Neoplasms	310	20.4	Malignant Neoplasms	285	18.8
Intentional Self-Harm (Suicide)	278	18.3	Intentional Self-Harm (Suicide)	253	16.7
Diseases of the Heart	197	12.9	Diseases of the Heart	186	12.3
Assault (Homicide)	60	3.9	Assault (Homicide)	71	4.7
Chronic Liver Dis. and Cirrhosis	52	3.4	Chronic Liver Dis. and Cirrhosis	41	2.7
Cerebrovascular Diseases	44	2.9	Diabetes Mellitus	39	2.6
Diabetes Mellitus	37	2.4	Cerebrovascular Diseases	38	2.5
Human Immunodeficiency Virus	28	1.8	Influenza and Pneumonia	22	1.5
Congenital Malformations, etc.	21	1.4	Human Immunodeficiency Virus	20	1.3
<b>45-64 YEARS</b>	<b>7,274</b>	<b>496.7</b>	<b>45-64 YEARS</b>	<b>7,701</b>	<b>512.5</b>
Malignant Neoplasms	2,649	180.9	Malignant Neoplasms	2,736	182.1
Diseases of the Heart	1,515	103.4	Diseases of the Heart	1,591	105.9
Accidents (ex. med./surg. comp.)	534	36.5	Accidents (ex. med./surg. comp.)	559	37.2
Cerebrovascular Diseases	249	17.0	Cerebrovascular Diseases	279	18.6
Chronic Lower Respiratory Dis.	247	16.9	Intentional Self-Harm (Suicide)	271	18.0
Intentional Self-Harm (Suicide)	240	16.4	Chronic Liver Dis. and Cirrhosis	270	18.0
Diabetes Mellitus	213	14.5	Chronic Lower Respiratory Dis.	260	17.3
Chronic Liver Dis. and Cirrhosis	202	13.8	Diabetes Mellitus	227	15.1
Nephritis/Nephrotic Syn./Nephrosis	85	5.8	Nephritis/Nephrotic Syn./Nephrosis	93	6.2
Influenza and Pneumonia	64	4.4	Influenza and Pneumonia	78	5.2
<b>65-74 YEARS</b>	<b>6,863</b>	<b>1,907.1</b>	<b>65-74 YEARS</b>	<b>6,814</b>	<b>1,853.7</b>
Malignant Neoplasms	2,667	741.1	Malignant Neoplasms	2,603	708.1
Diseases of the Heart	1,497	416.0	Diseases of the Heart	1,439	391.5
Chronic Lower Respiratory Dis.	476	132.3	Chronic Lower Respiratory Dis.	508	138.2
Cerebrovascular Diseases	312	86.7	Cerebrovascular Diseases	309	84.1
Diabetes Mellitus	221	61.4	Diabetes Mellitus	227	61.8
Accidents (ex. med./surg. comp.)	188	52.2	Accidents (ex. med./surg. comp.)	172	46.8
Nephritis/Nephrotic Syn./Nephrosis	131	36.4	Nephritis/Nephrotic Syn./Nephrosis	146	39.7
Chronic Liver Dis. and Cirrhosis	97	27.0	Septicemia	86	23.4
Influenza and Pneumonia	82	22.8	Influenza and Pneumonia	86	23.4
Septicemia	70	19.5	Chronic Liver Dis. and Cirrhosis	75	20.4
<b>75-84 YEARS</b>	<b>13,036</b>	<b>5,034.4</b>	<b>75-84 YEARS</b>	<b>12,482</b>	<b>4,836.3</b>
Malignant Neoplasms	3,313	1,279.4	Malignant Neoplasms	3,245	1,257.3
Diseases of the Heart	3,243	1,252.4	Diseases of the Heart	3,095	1,199.2
Chronic Lower Respiratory Dis.	966	373.1	Chronic Lower Respiratory Dis.	915	354.5
Cerebrovascular Diseases	871	336.4	Cerebrovascular Diseases	812	314.6
Alzheimer's Disease	468	180.7	Alzheimer's Disease	414	160.4
Diabetes Mellitus	380	146.8	Diabetes Mellitus	362	140.3
Accidents (ex. med./surg. comp.)	355	137.1	Accidents (ex. med./surg. comp.)	339	131.3
Nephritis/Nephrotic Syn./Nephrosis	323	124.7	Nephritis/Nephrotic Syn./Nephrosis	295	114.3
Influenza and Pneumonia	287	110.8	Influenza and Pneumonia	266	103.1
Parkinson's Disease	208	80.3	Parkinson's Disease	217	84.1

(continued)

## Cause of Death

**Table 11. Leading Underlying Causes of Death by Age, Wisconsin 2006 and 2007**

2006	Number	Rate	2007	Number	Rate
<b>85 YEARS AND OVER</b>	15,809	14,088.8	<b>85 YEARS AND OVER</b>	15,988	13,800.6
Diseases of the Heart	4,953	4,414.0	Diseases of the Heart	4,832	4,170.9
Malignant Neoplasms	1,926	1,716.4	Malignant Neoplasms	2,007	1,732.4
Cerebrovascular Diseases	1,339	1,193.3	Cerebrovascular Diseases	1,186	1,023.7
Alzheimer's Disease	1,052	937.5	Alzheimer's Disease	1,156	997.8
Chronic Lower Respiratory Dis.	643	573.0	Chronic Lower Respiratory Dis.	695	599.9
Influenza and Pneumonia	557	496.4	Influenza and Pneumonia	563	486.0
Accidents (ex. med./surg. comp.)	528	470.5	Accidents (ex. med./surg. comp.)	562	485.1
Nephritis/Nephrotic Syn./Nephrosis	376	335.1	Nephritis/Nephrotic Syn./Nephrosis	449	387.6
Diabetes Mellitus	354	315.5	Diabetes Mellitus	280	241.7
Hypertension/Hyperten.Renal Dis.	200	178.2	Hypertension/Hyperten.Renal Dis.	215	185.6

Source: Bureau of Health Information and Policy, Division of Public Health, Department of Health Services. For the population estimates used to calculate 2006 rates, see Technical Notes, page 86. For the population estimates used to calculate 2007 rates, see Technical Notes, page 85.

Notes: Age-specific rates are deaths per 100,000 population in that age group. A rate is not calculated when there were fewer than 20 deaths. Underlying cause of death is the disease or injury that initiated events resulting in death.

For the ICD-10 codes used for the cause-of-death groupings, see Technical Notes, page 79, and page 80 (infants only).

Conditions abbreviated in this table are spelled out in full in the Technical Notes.

- As in 2006, the three leading underlying causes of death in 2007 were diseases of the heart, malignant neoplasms (cancer) and cerebrovascular diseases (stroke). These three causes of death accounted for 54 percent of total deaths among Wisconsin residents.
- Although diseases of the heart constituted the leading cause of death overall, within specific age groups this category was the leading underlying cause only among persons 85 years and over.
- Accidents were the leading cause of death for age groups 1-14, 15-24, and 25-44.

**Cause of Death**

**Table 12. Leading Underlying Causes of Death for Males by Age, Wisconsin 2006 and 2007**

<b>2006</b>	<b>Number</b>	<b>Rate</b>	<b>2007</b>	<b>Number</b>	<b>Rate</b>
<b>TOTAL, ALL AGES</b>	<b>22,221</b>	<b>797.2</b>	<b>TOTAL, ALL AGES</b>	<b>22,448</b>	<b>800.6</b>
Diseases of the Heart	5,715	205.0	Malignant Neoplasms	5,694	203.1
Malignant Neoplasms	5,561	199.5	Diseases of the Heart	5,618	200.4
Accidents (ex. med./surg. comp.)	1,525	54.7	Accidents (ex. med./surg. comp.)	1,591	56.7
Chronic Lower Respiratory Dis.	1,139	40.9	Chronic Lower Respiratory Dis.	1,180	42.1
Cerebrovascular Diseases	1,103	39.6	Cerebrovascular Diseases	1,042	37.2
Diabetes Mellitus	581	20.8	Intentional Self-Harm (Suicide)	576	20.5
Intentional Self-Harm (Suicide)	525	18.8	Diabetes Mellitus	552	19.7
Influenza and Pneumonia	470	16.9	Alzheimer's Disease	488	17.4
Nephritis/Nephrotic Syn./Nephrosis	446	16.0	Nephritis/Nephrotic Syn./Nephrosis	485	17.3
Alzheimer's Disease	442	15.9	Influenza and Pneumonia	445	15.9
<b>LESS THAN 1 YEAR</b>	<b>265</b>	<b>715.1</b>	<b>LESS THAN 1 YEAR</b>	<b>252</b>	<b>676.7</b>
Congenital Malformations, etc.	54	145.7	Congenital Malformations, etc.	44	118.2
Dis. Rel. Short Gest./Low Brthwgt.	51	137.6	Dis. Rel. Short Gest./Low Brthwgt.	39	104.7
Accidents (ex. med./surg. comp.)	21	56.7	Sudden Infant Death Syndrome	28	75.2
Newborn Affect. By Comp. Preg.	19		Accidents (ex. med./surg. comp.)	18	
Sudden Infant Death Syndrome	16		Newborn Affect. Comp. Placenta	15	
Respiratory Distress of Newborn	9		Newborn Affect. By Comp. Preg.	11	
Newborn Affect. Comp. Placenta	8		Neonatal Hemorrhage	8	
Bacterial Sepsis of Newborn	7		Diseases of Circulatory System	7	
Gastritis, Duode./Non-Effect Enter.	6		Respiratory Distress of Newborn	7	
Diseases of Circulatory System	5		Bacterial Sepsis of Newborn	7	
<b>1-14 YEARS</b>	<b>87</b>	<b>16.9</b>	<b>1-14 YEARS</b>	<b>116</b>	<b>22.4</b>
Accidents (ex. med./surg. comp.)	30	5.8	Accidents (ex. med./surg. comp.)	45	8.7
Malignant Neoplasms	11		Congenital Malformations, etc.	14	
Assault (Homicide)	7		Malignant Neoplasms	10	
Congenital Malformations, etc.	5		Assault (Homicide)	9	
Septicemia	4		Intentional Self-Harm (Suicide)	3	
Cerebrovascular Diseases	3		Diseases of the Heart	2	
Intentional Self-Harm (Suicide)	3		Meningococcal Infection	1	
In Situ/Benign/Uncertain Neoplasm	2		Septicemia	1	
Chronic Lower Respiratory Dis.	2		Cerebrovascular Diseases	1	
<b>15-24 YEARS</b>	<b>408</b>	<b>97.7</b>	<b>15-24 YEARS</b>	<b>460</b>	<b>112.4</b>
Accidents (ex. med./surg. comp.)	222	53.2	Accidents (ex. med./surg. comp.)	229	55.9
Assault (Homicide)	56	13.4	Intentional Self-Harm (Suicide)	87	21.3
Intentional Self-Harm (Suicide)	54	12.9	Assault (Homicide)	49	12.0
Malignant Neoplasms	15		Malignant Neoplasms	28	6.8
Diseases of the Heart	14		Diseases of the Heart	11	
Congenital Malformations, etc.	4		Congenital Malformations, etc.	7	
In Situ/Benign/Uncertain Neoplasm	3		Cerebrovascular Diseases	3	
Diabetes Mellitus	2		In Situ/Benign/Uncertain Neoplasm	2	
Chronic Lower Respiratory Dis.	2		Chronic Lower Respiratory Dis.	2	
Nephritis/Nephrotic Syn./Nephrosis	2		Meningococcal Infection	1	

(continued)

## Cause of Death

**Table 12. Leading Underlying Causes of Death for Males by Age, Wisconsin 2006 and 2007**

2006	Number	Rate	2007	Number	Rate
<b>25-44 YEARS</b>	<b>1,272</b>	<b>163.6</b>	<b>25-44 YEARS</b>	<b>1,215</b>	<b>157.2</b>
Accidents (ex. med./surg. comp.)	395	50.8	Accidents (ex. med./surg. comp.)	417	54.0
Intentional Self-Harm (Suicide)	222	28.6	Intentional Self-Harm (Suicide)	199	25.7
Malignant Neoplasms	163	21.0	Diseases of the Heart	142	18.4
Diseases of the Heart	132	17.0	Malignant Neoplasms	117	15.1
Assault (Homicide)	44	5.7	Assault (Homicide)	50	6.5
Chronic Liver Dis. and Cirrhosis	31	4.0	Chronic Liver Dis. and Cirrhosis	27	3.5
Human Immunodeficiency Virus	23	3.0	Diabetes Mellitus	24	3.1
Diabetes Mellitus	23	3.0	Cerebrovascular Diseases	20	2.6
Cerebrovascular Diseases	21	2.7	Human Immunodeficiency Virus	17	
Congenital Malformations, etc.	16		Influenza and Pneumonia	12	
<b>45-64 YEARS</b>	<b>4,399</b>	<b>602.0</b>	<b>45-64 YEARS</b>	<b>4,765</b>	<b>634.3</b>
Malignant Neoplasms	1,372	187.7	Malignant Neoplasms	1,442	192.0
Diseases of the Heart	1,086	148.6	Diseases of the Heart	1,179	156.9
Accidents (ex. med./surg. comp.)	358	49.0	Accidents (ex. med./surg. comp.)	401	53.4
Intentional Self-Harm (Suicide)	180	24.6	Intentional Self-Harm (Suicide)	208	27.7
Chronic Liver Dis. and Cirrhosis	154	21.1	Chronic Liver Dis. and Cirrhosis	185	24.6
Chronic Lower Respiratory Dis.	139	19.0	Cerebrovascular Diseases	182	24.2
Diabetes Mellitus	132	18.1	Chronic Lower Respiratory Dis.	149	19.8
Cerebrovascular Diseases	132	18.1	Diabetes Mellitus	130	17.3
Nephritis/Nephrotic Syn./Nephrosis	51	7.0	Nephritis/Nephrotic Syn./Nephrosis	52	6.9
Influenza and Pneumonia	42	5.7	Influenza and Pneumonia	47	6.3
<b>65-74 YEARS</b>	<b>3,852</b>	<b>2,282.0</b>	<b>65-74 YEARS</b>	<b>3,946</b>	<b>2,286.3</b>
Malignant Neoplasms	1,420	841.2	Malignant Neoplasms	1,480	857.5
Diseases of the Heart	978	579.4	Diseases of the Heart	963	558.0
Chronic Lower Respiratory Dis.	244	144.5	Chronic Lower Respiratory Dis.	261	151.2
Cerebrovascular Diseases	163	96.6	Cerebrovascular Diseases	164	95.0
Diabetes Mellitus	121	71.7	Diabetes Mellitus	125	72.4
Accidents (ex. med./surg. comp.)	121	71.7	Accidents (ex. med./surg. comp.)	122	70.7
Nephritis/Nephrotic Syn./Nephrosis	70	41.5	Nephritis/Nephrotic Syn./Nephrosis	78	45.2
Chronic Liver Dis. and Cirrhosis	56	33.2	Influenza and Pneumonia	44	25.5
Influenza and Pneumonia	47	27.8	Chronic Liver Dis. and Cirrhosis	39	22.6
Aortic Aneurysm and Dissection	35	20.7	Intentional Self-Harm (Suicide)	39	22.6
<b>75-84 YEARS</b>	<b>6,522</b>	<b>6,125.7</b>	<b>75-84 YEARS</b>	<b>6,271</b>	<b>5,866.2</b>
Diseases of the Heart	1,735	1,629.6	Malignant Neoplasms	1,708	1,597.8
Malignant Neoplasms	1,721	1,616.4	Diseases of the Heart	1,656	1,549.1
Chronic Lower Respiratory Dis.	476	447.1	Chronic Lower Respiratory Dis.	472	441.5
Cerebrovascular Diseases	379	356.0	Cerebrovascular Diseases	348	325.5
Alzheimer's Disease	189	177.5	Accidents (ex. med./surg. comp.)	171	160.0
Accidents (ex. med./surg. comp.)	182	170.9	Diabetes Mellitus	169	158.1
Diabetes Mellitus	176	165.3	Nephritis/Nephrotic Syn./Nephrosis	166	155.3
Nephritis/Nephrotic Syn./Nephrosis	165	155.0	Alzheimer's Disease	150	140.3
Influenza and Pneumonia	151	141.8	Parkinson's Disease	142	132.8
Parkinson's Disease	137	128.7	Influenza and Pneumonia	127	118.8

(continued)

## Cause of Death

**Table 12. Leading Underlying Causes of Death for Males by Age, Wisconsin 2006 and 2007**

2006	Number	Rate	2007	Number	Rate
85 YEARS AND OVER	5,416	15,694.0	85 YEARS AND OVER	5,423	15,173.5
Diseases of the Heart	1,768	5,123.2	Diseases of the Heart	1,660	4,644.7
Malignant Neoplasms	858	2,486.2	Malignant Neoplasms	908	2,540.6
Cerebrovascular Diseases	403	1,167.8	Cerebrovascular Diseases	323	903.7
Chronic Lower Respiratory Dis.	267	773.7	Alzheimer's Disease	299	836.6
Alzheimer's Disease	224	649.1	Chronic Lower Respiratory Dis.	290	811.4
Influenza and Pneumonia	217	628.8	Accidents (ex. med./surg. comp.)	210	587.6
Accidents (ex. med./surg. comp.)	196	568.0	Nephritis/Nephrotic Syn./Nephrosis	188	526.0
Nephritis/Nephrotic Syn./Nephrosis	145	420.2	Parkinson's Disease	179	500.8
Diabetes Mellitus	127	368.0	Diabetes Mellitus	112	313.4
Pneumonitis Due to Solids/Liquids	94	272.4	Pneumonitis Due to Solids/Liquids	103	288.2

Source: Bureau of Health Information and Policy, Division of Public Health, Department of Health Services. For the population estimates used to calculate 2006 rates, see Technical Notes, page 86. For the population estimates used to calculate 2007 rates, see the Technical Notes, page 85.

Notes: Age-specific rates are deaths per 100,000 males in that age group. A rate is not calculated when there were fewer than 20 deaths.

Underlying cause of death is the disease or injury that initiated events resulting in death.

For the ICD-10 codes used for the cause-of-death groupings, see Technical Notes, page 79, and page 80 (infants only).

Conditions abbreviated in this table are spelled out in full in the Technical Notes.

- In an unusual occurrence in 2007, malignant neoplasms surpassed heart disease as the leading cause of death for Wisconsin males. This change reflects continuing decline in the death rate for heart disease, and a stable or increasing rate of death from cancer.
- Accidents were the leading underlying cause of death among males ages 1-14, 15-24 and 25-44. Cancer was the leading cause of death among men ages 45-84.
- Suicide was the second leading cause of death among males ages 15-44.
- For males aged 45 and older, cancer and heart disease were the two leading causes of death. Cancer was the leading cause for men ages 45-84, and heart disease was the leading cause for men ages 85 and older.
- The death rate from accidents among males (deaths per 100,000 male population) increased in most age groups, but declined among males aged 65-84.

## Cause of Death

**Table 13. Leading Underlying Causes of Death for Females by Age, Wisconsin 2006 and 2007**

2006	Number	Rate	2007	Number	Rate
<b>TOTAL, ALL AGES</b>	<b>23,830</b>	<b>844.3</b>	<b>TOTAL, ALL AGES</b>	<b>23,669</b>	<b>834.1</b>
Diseases of the Heart	5,713	202.4	Diseases of the Heart	5,549	195.5
Malignant Neoplasms	5,346	189.4	Malignant Neoplasms	5,246	184.9
Cerebrovascular Diseases	1,718	60.9	Cerebrovascular Diseases	1,590	56.0
Chronic Lower Respiratory Dis.	1,215	43.0	Chronic Lower Respiratory Dis.	1,215	42.8
Alzheimer's Disease	1,151	40.8	Alzheimer's Disease	1,168	41.2
Accidents (ex. med./surg. comp.)	978	34.7	Accidents (ex. med./surg. comp.)	1,002	35.3
Diabetes Mellitus	628	22.3	Diabetes Mellitus	584	20.6
Influenza and Pneumonia	540	19.1	Influenza and Pneumonia	577	20.3
Nephritis/Nephrotic Syn./Nephrosis	491	17.4	Nephritis/Nephrotic Syn./Nephrosis	519	18.3
Hypertension/Hyperten. Renal Dis.	267	9.5	Septicemia	259	9.1
<b>LESS THAN 1 YEAR</b>	<b>197</b>	<b>558.9</b>	<b>LESS THAN 1 YEAR</b>	<b>217</b>	<b>611.0</b>
Dis. Rel. Short Gest./Low Birthwgt.	50	141.9	Congenital Malformations, etc.	60	168.9
Congenital Malformations, etc.	38	107.8	Dis. Rel. Short Gest./Low Birthwgt.	48	135.1
Sudden Infant Death Syndrome	17		Sudden Infant Death Syndrome	20	56.3
Newborn Affect. By Comp. Preg.	13		Accidents (ex. med./surg. comp.)	16	
Newborn Affect. Comp. Placenta	12		Respiratory Distress of Newborn	6	
Accidents (ex. med./surg. comp.)	11		Atelectasis	6	
Bacterial Sepsis of Newborn	7		Hydrops Fetalis Not Hemolytic Dis.	5	
Neonatal Hemorrhage	4		Newborn Affect. By Comp. Preg.	4	
Assault (Homicide)	4		Newborn Affect. Comp. Placenta	4	
Chron Respir Dis Orig Perinatal Per	3		Bacterial Sepsis of Newborn	3	
<b>1-14 YEARS</b>	<b>67</b>	<b>13.6</b>	<b>1-14 YEARS</b>	<b>70</b>	<b>14.1</b>
Accidents (ex. med./surg. comp.)	18		Accidents (ex. med./surg. comp.)	24	4.8
Congenital Malformations, etc.	8		Malignant Neoplasms	13	
Malignant Neoplasms	5		Congenital Malformations, etc.	6	
Assault (Homicide)	5		Assault (Homicide)	5	
Septicemia	4		Diseases of the Heart	3	
Intentional Self-Harm (Suicide)	3		In Situ/Benign/Uncertain Neoplasm	2	
Diseases of the Heart	2		Chronic Lower Respiratory Dis.	2	
Diabetes Mellitus	1		Cond. Originating in Perinatal Period	2	
Chronic Lower Respiratory Dis.	1		Septicemia	1	
Meningitis	1		Meningitis	1	
<b>15-24 YEARS</b>	<b>146</b>	<b>37.0</b>	<b>15-24 YEARS</b>	<b>154</b>	<b>39.6</b>
Accidents (ex. med./surg. comp.)	73	8.5	Accidents (ex. med./surg. comp.)	70	18.0
Assault (Homicide)	13		Assault (Homicide)	20	5.1
Intentional Self-Harm (Suicide)	11		Intentional Self-Harm (Suicide)	17	
Malignant Neoplasms	10		Malignant Neoplasms	12	
Congenital Malformations, etc.	8		Congenital Malformations, etc.	5	
Diseases of the Heart	4		Pregnancy Childbirth & Puerperium	4	
Pregnancy Childbirth & Puerperium	3		Septicemia	2	
Meningococcal Infection	1		Diseases of the Heart	2	
In Situ/Benign/Uncertain Neoplasm	1		Cerebrovascular Diseases	2	
Diabetes Mellitus	1		Influenza and Pneumonia	2	

(continued)

## Cause of Death

**Table 13. Leading Underlying Causes of Death for Females by Age, Wisconsin 2006 and 2007**

2006	Number	Rate	2007	Number	Rate
<b>25-44 YEARS</b>	<b>627</b>	<b>84.1</b>	<b>25-44 YEARS</b>	<b>648</b>	<b>87.6</b>
Malignant Neoplasms	147	19.7	Malignant Neoplasms	168	22.7
Accidents (ex. med./surg. comp.)	128	17.2	Accidents (ex. med./surg. comp.)	142	19.2
Diseases of the Heart	65	8.7	Intentional Self-Harm (Suicide)	54	7.3
Intentional Self-Harm (Suicide)	56	7.5	Diseases of the Heart	44	5.9
Cerebrovascular Diseases	23	3.1	Assault (Homicide)	21	2.8
Chronic Liver Dis. and Cirrhosis	21	2.8	Cerebrovascular Diseases	18	
Assault (Homicide)	16		Diabetes Mellitus	15	
Diabetes Mellitus	14		Chronic Liver Dis. and Cirrhosis	14	
Chronic Liver Dis. and Cirrhosis	10		Pregnancy Childbirth & Puerperium	11	
Chronic Lower Respiratory Dis.	8		Influenza and Pneumonia	10	
<b>45-64 YEARS</b>	<b>2,875</b>	<b>391.9</b>	<b>45-64 YEARS</b>	<b>2,936</b>	<b>390.7</b>
Malignant Neoplasms	1,277	174.1	Malignant Neoplasms	1,294	172.2
Diseases of the Heart	429	58.5	Diseases of the Heart	412	54.8
Accidents (ex. med./surg. comp.)	176	24.0	Accidents (ex. med./surg. comp.)	158	21.0
Cerebrovascular Diseases	117	15.9	Chronic Lower Respiratory Dis.	111	14.8
Chronic Lower Respiratory Dis.	108	14.7	Diabetes Mellitus	97	12.9
Diabetes Mellitus	81	11.0	Cerebrovascular Diseases	97	12.9
Intentional Self-Harm (Suicide)	60	8.2	Chronic Liver Dis. and Cirrhosis	85	11.3
Chronic Liver Dis. and Cirrhosis	48	6.5	Intentional Self-Harm (Suicide)	63	8.4
Nephritis/Nephrotic Syn./Nephros	34	4.6	Nephritis/Nephrotic Syn./Nephros	41	5.5
Septicemia	24	3.3	Septicemia	38	5.1
<b>65-74 YEARS</b>	<b>3,011</b>	<b>1,575.9</b>	<b>65-74 YEARS</b>	<b>2,868</b>	<b>1,470.8</b>
Malignant Neoplasms	1,247	652.7	Malignant Neoplasms	1,123	575.9
Diseases of the Heart	519	271.6	Diseases of the Heart	476	244.1
Chronic Lower Respiratory Dis.	232	121.4	Chronic Lower Respiratory Dis.	247	126.7
Cerebrovascular Diseases	149	78.0	Cerebrovascular Diseases	145	74.4
Diabetes Mellitus	100	52.3	Diabetes Mellitus	102	52.3
Accidents (ex. med./surg. comp.)	67	35.1	Nephritis/Nephrotic Syn./Nephros	68	34.9
Nephritis/Nephrotic Syn./Nephros	61	31.9	Septicemia	52	26.7
Chronic Liver Dis. and Cirrhosis	41	21.5	Accidents (ex. med./surg. comp.)	50	25.6
Septicemia	39	20.4	Influenza and Pneumonia	42	21.5
Influenza and Pneumonia	35	18.3	Alzheimer's Disease	38	19.5
<b>75-84 YEARS</b>	<b>6,514</b>	<b>4,272.3</b>	<b>75-84 YEARS</b>	<b>6,211</b>	<b>4,108.1</b>
Malignant Neoplasms	1,592	1,044.1	Malignant Neoplasms	1,537	1,016.6
Diseases of the Heart	1,508	989.0	Diseases of the Heart	1,439	951.8
Cerebrovascular Diseases	492	322.7	Cerebrovascular Diseases	464	306.9
Chronic Lower Respiratory Dis.	490	321.4	Chronic Lower Respiratory Dis.	443	293.0
Alzheimer's Disease	279	183.0	Alzheimer's Disease	264	174.6
Diabetes Mellitus	204	133.8	Diabetes Mellitus	193	127.7
Accidents (ex. med./surg. comp.)	173	113.5	Accidents (ex. med./surg. comp.)	168	111.1
Nephritis/Nephrotic Syn./Nephros	158	103.6	Influenza and Pneumonia	139	91.9
Influenza and Pneumonia	136	89.2	Nephritis/Nephrotic Syn./Nephros	129	85.3
Hypertension/Hyperten. Renal Dis.	76	49.8	Parkinson's Disease	75	49.6

(continued)



## Cause of Death

**Table 13. Leading Underlying Causes of Death for Females by Age, Wisconsin 2006 and 2007**

2006	Number	Rate	2007	Number	Rate
85 YEARS AND OVER	10,393	13,375.8	85 YEARS AND OVER	10,565	13,188.1
Diseases of the Heart	3,185	4,099.1	Diseases of the Heart	3,172	3,959.6
Malignant Neoplasms	1,068	1,374.5	Malignant Neoplasms	1,099	1,371.9
Cerebrovascular Diseases	936	1,204.6	Cerebrovascular Diseases	863	1,077.3
Alzheimer's Disease	828	1,065.6	Alzheimer's Disease	857	1,069.8
Chronic Lower Respiratory Dis.	376	483.9	Chronic Lower Respiratory Dis.	405	505.6
Influenza and Pneumonia	340	437.6	Accidents (ex. med./surg. comp.)	374	466.9
Accidents (ex. med./surg. comp.)	332	427.3	Influenza and Pneumonia	353	440.6
Nephritis/Nephrotic Syn./Nephro.	231	297.3	Nephritis/Nephrotic Syn./Nephro.	270	337.0
Diabetes Mellitus	227	292.1	Diabetes Mellitus	177	220.9
Hypertension/Hyperten. Renal Dis.	160	205.9	Hypertension/Hyperten. Renal Dis.	159	198.5

Source: Bureau of Health Information and Policy, Division of Public Health, Department of Health Services. For the population estimates used to calculate 2006 rates, see Technical Notes, page 86. For the population estimates used to calculate 2007 rates, see the Technical Notes, page 85.

Notes: Age-specific rates are deaths per 100,000 females in that age group. A rate is not calculated when there were fewer than 20 deaths.

Underlying cause of death is the disease or injury that initiated events resulting in death.

For the ICD-10 codes used for the cause-of-death groupings, see Technical Notes, page 79, and page 80 (infants only).

Conditions abbreviated in this table are spelled out in full in the Technical Notes.

- Diseases of the heart remained the leading cause of death among females overall, with cancer a close second.
- Accidents were the leading underlying cause of death among females ages 1-14 and 15-24.
- Cancer was the leading cause of death among women ages 25-84.
- Diseases of the heart were the leading cause of death among the oldest group of women (ages 85 and older).

**Cause of Death**

**Table 14. Deaths by Underlying Cause of Death, Age and Sex, Wisconsin 2007**

	Total	All Ages		Under 1		1 – 4		5 – 9	
		Male	Female	Male	Female	Male	Female	Male	Female
<b>Age/Sex-Specific Death Rate</b>	817.5	801.2	836.0	676.7	611.0	28.7	22.2	18.2	11.5
<b>Total Deaths, All Causes</b>	46,117	22,448	23,669	252	217	42	31	33	20
Tuberculosis	5	1	4						
Human Immunodeficiency Virus	49	38	11						
Malignant Neoplasms	10,940	5,694	5,246	1		2	3	6	5
Stomach	189	122	67						
Colon, Rectum, Anus	953	470	483						
Pancreas	634	320	314						
Trachea, Bronchus and Lung	2,910	1,614	1,296						
Breast	729	8	721						
Cervix Uteri, Corpus Uteri, Ovary	595		595						
Prostate	638	638							
Urinary Tract	576	376	200						
Non-Hodgkin's Lymphoma	434	232	202					1	
Leukemia	460	276	184			2	3	4	2
Other Malignant Neoplasms	2,822	1,638	1,184	1				1	3
Diabetes Mellitus	1,136	552	584						
Alzheimer's Disease	1,656	488	1,168						
Major Cardiovascular Diseases	14,836	7,124	7,712	6	2		1		1
Diseases of the Heart	11,167	5,618	5,549	5	1		1		1
Hyp. Heart Dis. w/wo Renal Dis.	470	193	277						
Ischemic Heart Disease	6,824	3,800	3,024						
Other Diseases of the Heart	3,873	1,625	2,248	5	1		1		1
Hypertension/Hypertens. Renal Dis.	401	144	257						
Cerebrovascular Diseases	2,632	1,042	1,590	1	1				
Atherosclerosis	104	35	69						
Other Dis. of Circulatory System	532	285	247						
Influenza and Pneumonia	1,022	445	577	4					
Chronic Lower Respiratory Diseases	2,395	1,180	1,215		1		1		
Peptic Ulcer	66	27	39						
Chronic Liver Disease and Cirrhosis	484	304	180						
Nephritis/Nephrotic Syn./Nephrosis	1,004	485	519	1					
Pregnancy, Childbirth and Puerperium	15		15						
Certain Cond. Orig. in Perinatal Per.	213	115	98	114	96	1	2		
Congenital Malformations, etc.	213	107	106	44	60	8	5	3	1
Sudden Infant Death Syndrome	48	28	20	28	20				
Symptoms, Signs and Lab. Findings	162	57	105	6	3		2		
All Other Diseases	8,242	3,424	4,818	23	15	10	9	6	2
Motor Vehicle Accidents	792	571	221	1	2	4	2	9	5
All Accidents (except motor vehicle)	1,834	1,037	797	17	14	11	3	8	5
Intentional Self-Harm (Suicide)	724	576	148						
Assault (Homicide)	200	144	56	6	3	5	3	1	1
All Other External Causes	81	51	30	1	1	1			

(continued)

## Cause of Death

**Table 14. Deaths by Underlying Cause of Death, Age and Sex, Wisconsin 2007**

	10 - 14		15 - 19		20 - 24		25 - 29	
	Male	Female	Male	Female	Male	Female	Male	Female
<b>Age/Sex-Specific Death Rate</b>	21.6	10.5	88.8	35.9	136.5	43.4	115.6	52.5
<b>Total, All Causes</b>	41	19	184	70	276	84	228	95
Tuberculosis								
Human Immunodeficiency Virus			1					
Malignant Neoplasms	2	5	10	3	18	9	14	7
Stomach								1
Colon, Rectum, Anus							3	1
Pancreas								
Trachea, Bronchus and Lung							2	
Breast								
Cervix Uteri, Corpus Uteri, Ovary						1		2
Prostate								
Urinary Tract			1					
Non-Hodgkin's Lymphoma		1	1		4		1	1
Leukemia		1	2	1	2	3		
Other Malignant Neoplasms	2	3	6	2	12	5	8	2
Diabetes Mellitus					1		2	
Alzheimer's Disease								
Major Cardiovascular Diseases	3	1	7	1	9	3	10	8
Diseases of the Heart	2	1	6	1	5	1	10	6
Hyp. Heart Dis. w/wo Renal Dis.			1		1			
Ischemic Heart Disease	1						3	1
Other Diseases of the Heart	1	1	5	1	4	1	7	5
Hypertension/Hypertens. Renal Dis.								
Cerebrovascular Diseases	1				3	2		2
Atherosclerosis								
Other Dis. of Circulatory System			1		1			
Influenza and Pneumonia	1			1		1	4	
Chronic Lower Respiratory Diseases		1	2	1			1	
Peptic Ulcer								
Chronic Liver Disease and Cirrhosis								
Nephritis/Nephrotic Syn./Nephrosis			1			1	1	3
Pregnancy, Childbirth and Puerperium				1		3		3
Certain Cond. Orig. in Perinatal Per.								
Congenital Malformations, etc.	3		5	2	2	3	5	1
Sudden Infant Death Syndrome								
Symptoms, Signs and Lab. Findings	2	1	2	1	2	1	4	2
All Other Diseases	9		9	8	16	5	17	12
Motor Vehicle Accidents	9	1	63	30	93	26	48	15
All Accidents (except motor vehicle)	5	8	29	6	44	8	48	15
Intentional Self-Harm (Suicide)	3	1	28	3	59	14	46	15
Assault (Homicide)	3	1	22	11	27	9	22	9
All Other External Causes	1		5	2	5	1	6	5

(continued)

**Cause of Death**

**Table 14. Deaths by Underlying Cause of Death, Age and Sex, Wisconsin 2007**

	30 – 34		35 – 39		40 – 44		45 – 49	
	Male	Female	Male	Female	Male	Female	Male	Female
<b>Age/Sex-Specific Death Rate</b>	128.4	53.6	152.4	90.3	223.7	142.7	357.8	204.1
<b>Total, All Causes</b>	222	89	291	167	474	297	816	463
Tuberculosis								
Human Immunodeficiency Virus			8	1	9	2	9	2
Malignant Neoplasms	10	12	22	46	71	103	157	162
Stomach				1	2	2	6	2
Colon, Rectum, Anus	1		1		5	7	21	24
Pancreas			1	2	7	2	11	5
Trachea, Bronchus and Lung		2	1	2	12	20	37	36
Breast		2		13		25		32
Cervix Uteri, Corpus Uteri, Ovary		2		10		19		20
Prostate					1		1	
Urinary Tract			1	1	1	2	9	1
Non-Hodgkin's Lymphoma	1	1	1	2	3	1	7	4
Leukemia	3		3	2	4	3	10	4
Other Malignant Neoplasms	5	5	14	13	36	22	55	34
Diabetes Mellitus	2	2	6	2	14	11	21	11
Alzheimer's Disease						1		1
Major Cardiovascular Diseases	24	12	38	16	100	29	231	79
Diseases of the Heart	18	7	30	11	84	20	189	54
Hyp. Heart Dis. w/wo Renal Dis.	1	1	2		7	4	10	7
Ischemic Heart Disease	7	3	17	3	49	8	140	23
Other Diseases of the Heart	10	3	11	8	28	8	39	24
Hypertension/Hypertens. Renal Dis.			1		2		6	2
Cerebrovascular Diseases	5	4	5	5	10	7	30	20
Atherosclerosis					1			
Oth. Dis. of Circulatory System	1	1	2		3	2	6	3
Influenza and Pneumonia	2		1	4	5	6	10	7
Chronic Lower Respiratory Diseases		2	2	1	3	2	11	8
Peptic Ulcer					1			
Chronic Liver Disease and Cirrhosis	4	1	5	3	18	10	45	24
Nephritis/Nephrotic Syn./Nephrosis	1	1	2	4	4	2	3	4
Pregnancy, Childbirth and Puerperium		4		4				
Certain Cond. Orig. in Perinatal Per.								
Congenital Malformations, etc.		2	4	1	2	5	7	2
Sudden Infant Death Syndrome								
Symptoms, Signs and Lab. Findings	1		2		3	2	5	3
All Other Diseases	17	11	36	26	54	53	100	66
Motor Vehicle Accidents	47	11	44	9	41	12	45	18
All Accidents (except motor vehicle)	55	18	63	28	73	36	80	43
Intentional Self-Harm (Suicide)	40	9	47	16	66	14	77	25
Assault (Homicide)	16	3	7	6	5	3	10	2
All Other External Causes	3	1	4		5	6	5	6

(continued)

## Cause of Death

**Table 14. Deaths by Underlying Cause of Death, Age and Sex, Wisconsin 2007**

	50 – 54		55 – 59		60 – 64		65 – 69	
	Male	Female	Male	Female	Male	Female	Male	Female
<b>Age/Sex-Specific Death Rate</b>	503.4	291.6	746.2	461.4	1,161.3	754.6	1,787.2	1,151.1
<b>Total, All Causes</b>	1,057	607	1,339	821	1,553	1,045	1,733	1,224
Tuberculosis				1				
Human Immunodeficiency Virus	5	4	4	1			1	
Malignant Neoplasms	291	264	435	388	559	480	681	513
Stomach	6	4	6	4	11	6	14	1
Colon, Rectum, Anus	24	19	36	24	40	45	54	27
Pancreas	27	9	33	23	33	26	32	32
Trachea, Bronchus and Lung	71	61	120	82	177	118	254	163
Breast		58	1	80	1	75	1	69
Cervix Uteri, Corpus Uteri, Ovary		39		56		55		61
Prostate	6		16		25		50	
Urinary Tract	16	5	36	12	26	18	34	15
Non-Hodgkin's Lymphoma	9	8	11	10	20	17	32	15
Leukemia	6	3	18	10	25	8	25	15
Other Malignant Neoplasms	126	58	158	87	201	112	185	115
Diabetes Mellitus	28	16	37	33	44	37	48	44
Alzheimer's Disease	2		3	5	4	2	8	11
Major Cardiovascular Diseases	289	108	430	147	481	217	532	270
Diseases of the Heart	246	85	359	113	385	160	427	196
Hyp. Heart Dis. w/wo Renal Dis.	13	2	9	10	17	11	19	11
Ischemic Heart Disease	182	57	281	64	302	113	317	117
Other Diseases of the Heart	51	26	69	39	66	36	91	68
Hypertension/Hypertens. Renal Dis.	4	2	8	4	9	10	6	9
Cerebrovascular Diseases	32	18	47	23	73	36	74	50
Atherosclerosis	1		2			1	5	
Oth. Dis. of Circulatory System	6	3	14	7	14	10	20	15
Influenza and Pneumonia	12	6	14	9	11	9	14	16
Chronic Lower Respiratory Diseases	23	13	38	33	77	57	106	102
Peptic Ulcer		3	1		3	2	2	1
Chronic Liver Disease and Cirrhosis	53	22	51	15	36	24	19	19
Nephritis/Nephrotic Syn./Nephrosis	4	11	20	7	25	19	42	31
Pregnancy, Childbirth and Puerperium								
Certain Cond. Orig. in Perinatal Per.								
Congenital Malformations, etc.	4	6	1	3	5	2	1	4
Sudden Infant Death Syndrome								
Symptoms, Signs and Lab. Findings	6	1	5	1	3	3		1
All Other Diseases	140	85	162	127	201	163	190	184
Motor Vehicle Accidents	41	10	32	16	23	6	15	10
All Accidents (except motor vehicle)	88	36	52	19	46	13	46	13
Intentional Self-Harm (Suicide)	59	18	43	10	29	10	24	5
Assault (Homicide)	7	1	7	1	3	1	2	
All Other External Causes	5	3	4	5	3		2	

(continued)

**Cause of Death**

**Table 14. Deaths by Underlying Cause of Death, Age and Sex, Wisconsin 2007**

	70 – 74		75 – 79		80 – 84		85 – 89	
	Male	Female	Male	Female	Male	Female	Male	Female
<b>Age/Sex-Specific Death Rate</b>	2,926.5	1,854.3	4,571.6	3,059.5	7,676.1	5,347.9	12,165.4	8,894.8
<b>Total, All Causes</b>	2,213	1,644	2,849	2,506	3,422	3,705	3,090	4,531
Tuberculosis	1	1		1				
Human Immunodeficiency Virus	1					1		
Malignant Neoplasms	799	610	885	762	823	775	581	626
Stomach	17	6	19	8	17	13	15	11
Colon, Rectum, Anus	66	39	65	59	67	79	55	81
Pancreas	52	46	49	60	41	45	20	39
Trachea, Bronchus and Lung	289	222	304	224	207	212	112	107
Breast		49	2	83	1	94	2	76
Cervix Uteri, Corpus Uteri, Ovary		71		85		81		52
Prostate	63		104		125		124	
Urinary Tract	46	24	52	35	61	30	59	30
Non-Hodgkin's Lymphoma	20	22	40	29	44	37	26	31
Leukemia	48	25	34	26	44	26	30	27
Other Malignant Neoplasms	198	106	216	153	216	158	138	172
Diabetes Mellitus	77	58	84	87	85	106	65	85
Alzheimer's Disease	22	27	57	75	93	189	149	331
Major Cardiovascular Diseases	668	401	910	729	1,242	1,326	1,187	1,760
Diseases of the Heart	536	280	690	526	966	913	907	1,248
Hyp. Hrt. Dis. w/wo Renal Dis.	17	8	18	28	29	55	30	49
Ischemic Heart Disease	391	176	485	322	639	478	548	687
Other Diseases of the Heart	128	96	187	176	298	380	329	512
Hypertension/Hypertens. Renal Dis.	14	9	21	14	17	48	28	58
Cerebrovascular Diseases	90	95	146	155	202	309	190	380
Atherosclerosis		3	7	5	6	11	4	16
Oth. Dis. of Circulatory System	28	14	46	29	51	45	58	58
Influenza and Pneumonia	30	26	44	49	83	90	99	140
Chronic Lower Respiratory Diseases	155	145	208	207	264	236	171	226
Peptic Ulcer	2	3	4	2	7	9	4	10
Chronic Liver Disease and Cirrhosis	20	17	25	17	16	18	11	7
Nephritis/Nephrotic Syn/Nephrosis	36	37	76	48	90	81	105	122
Pregnancy, Childbirth and Puerperium								
Certain Cond. Orig in Perinatal Per.								
Congenital Malformations, etc.	2	3	5	3	4	1	1	1
Sudden Infant Death Syndrome								
Symptoms, Signs and Lab. Findings	3	2	3	8	4	11	6	10
All Other Diseases	316	280	453	447	599	756	601	1,054
Motor Vehicle Accidents	15	8	14	26	13	8	11	5
All Accidents (except motor vehicle)	49	24	58	43	89	96	92	151
Intentional Self-Harm (Suicide)	15	2	23	1	10	2	7	3
Assault (Homicide)	1			1				
All Other External Causes	1							

(continued)

## Cause of Death

**Table 14. Deaths by Underlying Cause of Death, Age and Sex, Wisconsin 2007**

	90 – 94		95+	
	Male	Female	Male	Female
<b>Age/Sex-Specific Death Rate</b>	21,142.5	17,006.2	29,081.1	33,543.9
<b>Total, All Causes</b>	1,795	3,857	538	2,177
Tuberculosis		1		
Human Immunodeficiency Virus				
Malignant Neoplasms	261	353	66	120
Stomach	6	4	3	4
Colon, Rectum, Anus	26	56	6	22
Pancreas	13	21	1	4
Trachea, Bronchus and Lung	26	37	2	10
Breast		40		25
Cervix Uteri, Corpus Uteri, Ovary		33		8
Prostate	94		29	
Urinary Tract	23	22	11	5
Non-Hodgkin's Lymphoma	9	21	2	2
Leukemia	15	16	1	9
Other Malignant Neoplasms	49	103	11	31
Diabetes Mellitus	26	65	12	27
Alzheimer's Disease	117	347	33	179
Major Cardiovascular Diseases	736	1,616	221	985
Diseases of the Heart	573	1,203	180	721
Hyp. Heart Dis. w/wo Renal Disease	15	51	4	40
Ischemic Heart Disease	338	613	100	359
Other Diseases of the Heart	220	539	76	322
Hypertension/Hypertens. Renal Dis.	19	57	9	44
Cerebrovascular Diseases	109	303	24	180
Atherosclerosis	7	15	2	18
Oth. Dis. of Circulatory System	28	38	6	22
Influenza and Pneumonia	84	125	27	88
Chronic Lower Respiratory Diseases	86	137	33	42
Peptic Ulcer	2	4	1	5
Chronic Liver Disease and Cirrhosis	1	3		
Nephritis/Nephrotic Syn./Nephrosis	61	103	13	45
Pregnancy, Childbirth and Puerperium				
Certain Cond. Orig. in Perinatal Per.				
Congenital Malformations, etc.			1	1
Sudden Infant Death Syndrome				
Symptoms, Signs and Lab. Findings		26		27
All Other Diseases	360	940	105	575
Motor Vehicle Accidents	2	1	1	
All Accidents (except motor vehicle)	59	135	25	83
Intentional Self-Harm (Suicide)				
Assault (Homicide)		1		
All Other External Causes				

Source: Bureau of Health Information and Policy, Division of Public Health, Department of Health Services.  
For the population data used to calculate rates, see Technical Notes, page 85.

Notes: The age/sex-specific rates are deaths per 100,000 population in that age/sex group. Underlying cause of death is the disease or injury that initiated events resulting in death. For the ICD-10 codes used for cause-of-death groupings, see Technical Notes, page 82. Conditions abbreviated in this table are spelled out in full in the Technical Notes.

**Cause of Death**

**Table 15. Deaths by Underlying Cause of Death, Race and Sex, Wisconsin 2007**

	<b>Total</b>		<b>White</b>		<b>Black/African American</b>		<b>American Indian</b>	
	Male	Female	Male	Female	Male	Female	Male	Female
<b>Total Deaths, All Causes</b>	<b>22,448</b>	<b>23,669</b>	<b>21,013</b>	<b>22,374</b>	<b>1,105</b>	<b>1,009</b>	<b>183</b>	<b>158</b>
Tuberculosis	1	4	1	3		1		
Human Immunodeficiency Virus	38	11	23	3	14	7	1	1
Malignant Neoplasms	5,694	5,246	5,396	4,966	235	224	37	31
Stomach	122	67	109	58	11	8		1
Colon, Rectum, Anus	470	483	453	457	13	22	2	2
Pancreas	320	314	308	298	12	13		2
Trachea, Bronchus and Lung	1,614	1,296	1,510	1,227	85	53	15	13
Breast	8	721	8	682		35		2
Cervix/Corpus Uteri, Ovary		595		566		27		1
Prostate	638		613		20		4	
Urinary Tract	376	200	371	192	5	7		1
Non-Hodgkin's Lymphoma	232	202	226	196	3	4	1	1
Leukemia	276	184	264	172	11	4		4
Other Malignant Neoplasms	1,638	1,184	1,534	1,118	75	51	15	4
Diabetes Mellitus	552	584	512	526	27	46	10	8
Alzheimer's Disease	488	1,168	474	1,136	9	28	2	1
Major Cardiovascular Diseases	7,124	7,712	6,747	7,347	298	297	42	36
Diseases of the Heart	5,618	5,549	5,340	5,296	221	205	34	26
Hyp. Heart Dis. w/wo Renal Disease	193	277	155	248	38	27		1
Ischemic Heart Diseases	3,800	3,024	3,643	2,891	110	104	30	16
Other Diseases of the Heart	1,625	2,248	1,542	2,157	73	74	4	9
Essential Hypertension/Hypertensive Renal Disease	144	257	128	245	14	10		2
Cerebrovascular Diseases	1,042	1,590	975	1,504	50	70	7	7
Atherosclerosis	35	69	34	67	1	2		
Other Diseases of Circulatory System	285	247	270	235	12	10	1	1
Influenza and Pneumonia	445	577	427	555	14	16	2	4
Chronic Lower Respiratory Diseases	1,180	1,215	1,117	1,169	42	32	13	12
Peptic Ulcer	27	39	26	38		1	1	
Chronic Liver Disease and Cirrhosis	304	180	285	166	11	8	6	5
Nephritis/Nephrotic Syn./Nephrosis	485	519	439	472	34	38	5	4
Pregnancy, Childbirth and Puerperium		15		13		2		
Certain Cond. Orig. Perinatal Period	115	98	87	75	25	21	1	
Congenital Malformations, etc.	107	106	88	83	12	16	2	4
Sudden Infant Death Syndrome	28	20	18	7	9	13	1	
Symptoms, Signs and Lab Findings	57	105	46	96	6	7	3	1
All Other Diseases	3,424	4,818	3,231	4,580	145	177	27	29
Motor Vehicle Accidents	571	221	523	198	31	10	8	7
All Accidents (except motor vehicle)	1,037	797	948	738	71	44	12	11
Intentional Self-Harm (Suicide)	576	148	538	143	22	1	6	2
Assault (Homicide)	144	56	50	35	88	17	2	
All Other External Causes	51	30	37	25	12	3	2	2

(continued)



## Cause of Death

**Table 15. Deaths by Underlying Cause of Death, Race and Sex, Wisconsin 2007**

	Laotian or Hmong		Other Asian	
	Male	Female	Male	Female
<b>Total Deaths, All Causes</b>	<b>58</b>	<b>53</b>	<b>83</b>	<b>72</b>
Tuberculosis				
Human Immunodeficiency Virus				
Malignant Neoplasms	12	10	14	14
Stomach	1		1	
Colon, Rectum, Anus	1	1	1	1
Pancreas				1
Trachea, Bronchus and Lung	3	2	1	
Breast		1		1
Cervix/Corpus Uteri, Ovary				1
Prostate	1			
Urinary Tract				
Non-Hodgkin's Lymphoma	1	1	1	
Leukemia	1	1		3
Other Malignant Neoplasms	4	4	10	7
Diabetes Mellitus	2	1	1	3
Alzheimer's Disease		1	2	2
Major Cardiovascular Diseases	16	12	18	19
Diseases of the Heart	9	7	12	14
Hyp. Heart Dis. w/wo Renal Disease				1
Ischemic Heart Diseases	6	3	9	9
Other Diseases of the Heart	3	4	3	4
Essential Hypertension/Hypertensive Renal Disease	1		1	
Cerebrovascular Diseases	5	5	4	4
Atherosclerosis				
Other Diseases of Circulatory System	1		1	1
Influenza and Pneumonia	1	2	1	
Chronic Lower Respiratory Disease	2	1	6	1
Peptic Ulcer				
Chronic Liver Disease and Cirrhosis			2	1
Nephritis/Nephrotic Syndrome/Nephrosis	5	1	2	4
Pregnancy, Childbirth and Puerperium				
Certain Conditions Orig. Perinatal Period		1	2	1
Congenital Malformations, etc.	3	1	2	2
Sudden Infant Death Syndrome				
Symptoms, Signs and Lab Findings		1	2	
All Other Diseases	7	15	13	17
Motor Vehicle Accidents	3	2	6	4
All Accidents (except motor vehicle)	2	2	4	2
Intentional Self-Harm (Suicide)	5	1	4	
Assault (Homicide)		2	4	2
All Other External Causes				

Source: Bureau of Health Information and Policy, Division of Public Health, Department of Health Services.

Notes: Underlying cause of death is the disease or injury that initiated events resulting in death. For the ICD-10 codes used, see Technical Notes, page 82. Included in the total for this table are six male deaths and two female deaths for which race was unknown. Also included in the total is one Hawaiian female death.

## Cause of Death

**Table 16. Deaths by Underlying Cause of Death, Hispanic Origin and Sex, Wisconsin 2007**

	Total		Hispanic/Latino		Non-Hispanic/Latino	
	Male	Female	Male	Female	Male	Female
<b>Total Deaths, All Causes</b>	<b>22,448</b>	<b>23,669</b>	<b>315</b>	<b>216</b>	<b>22,133</b>	<b>23,453</b>
Tuberculosis	1	4			1	4
Human Immunodeficiency Virus	38	11	3		35	11
Malignant Neoplasms	5,694	5,246	50	42	5,644	5,204
Stomach	122	67	4	1	118	66
Colon, Rectum, Anus	470	483	3	3	467	480
Pancreas	320	314	4	2	316	312
Trachea, Bronchus and Lung	1,614	1,296	8	5	1,606	1,291
Breast	8	721		7	8	714
Cervix/Corpus Uteri, Ovary		595		8		587
Prostate	638		6		632	
Urinary Tract	376	200	2		374	200
Non-Hodgkin's Lymphoma	232	202	2	4	230	198
Leukemia	276	184		1	276	183
Other Malignant Neoplasms	1,638	1,184	21	11	1,617	1,173
Diabetes Mellitus	552	584	9	13	543	571
Alzheimer's Disease	488	1,168	3	3	485	1,165
Major Cardiovascular Diseases	7,124	7,712	61	48	7,063	7,664
Diseases of the Heart	5,618	5,549	48	33	5,570	5,516
Hyp. Heart Dis. w/wo Renal Disease	193	277	2	1	191	276
Ischemic Heart Diseases	3,800	3,024	39	20	3,761	3,004
Other Diseases of the Heart	1,625	2,248	7	12	1,618	2,236
Essential Hypertension/Hypertensive Renal Disease	144	257	2		142	257
Cerebrovascular Diseases	1,042	1,590	9	14	1,033	1,576
Atherosclerosis	35	69			35	69
Other Dis. of Circulatory System	285	247	2	1	283	246
Influenza and Pneumonia	445	577	6	4	439	573
Chronic Lower Respiratory Diseases	1,180	1,215	5	4	1,175	1,211
Peptic Ulcer	27	39			27	39
Chronic Liver Disease and Cirrhosis	304	180	7	6	297	174
Nephritis/Nephrotic Syndrome/Nephrosis	485	519	9	10	476	509
Pregnancy, Childbirth and the Puerperium		15				15
Certain Conditions Orig. Perinatal Period	115	98	14	5	101	93
Congenital Malformations, etc.	107	106	8	9	99	97
Sudden Infant Death Syndrome	28	20	3		25	20
Symptoms, Signs and Lab. Findings	57	105	1	1	56	104
All Other Diseases	3,424	4,818	47	40	3,377	4,778
Motor Vehicle Accidents	571	221	27	12	544	209
All Accidents (except motor vehicle)	1,037	797	35	14	1,002	783
Intentional Self-Harm (Suicide)	576	148	13	1	563	147
Assault (Homicide)	144	56	11	4	133	52
All Other External Causes	51	30	3		48	30

Source: Bureau of Health Information and Policy, Division of Public Health, Department of Health Services.

Notes: Underlying cause of death is the disease or injury that initiated events resulting in death. For the ICD-10 codes used for cause-of-death groupings, see Technical Notes, page 82.

**Cause of Death**

**Table 17. Leading Underlying Causes of Death by Race, Wisconsin 2006 and 2007**

2006	Number	Percent	2007	Number	Percent
<b>TOTAL, ALL RACES</b>	<b>46,051</b>	<b>100.0</b>	<b>TOTAL, ALL RACES</b>	<b>46,117</b>	<b>100.0</b>
Diseases of the Heart	11,428	24.8	Diseases of the Heart	11,167	24.2
Malignant Neoplasms	10,907	23.7	Malignant Neoplasms	10,940	23.7
Cerebrovascular Diseases	2,821	6.1	Cerebrovascular Diseases	2,632	5.7
Accidents (ex. med./surg. comp.)	2,503	5.4	Accidents (ex. med./surg. comp.)	2,593	5.6
Chronic Lower Respiratory Dis.	2,354	5.1	Chronic Lower Respiratory Dis.	2,395	5.2
Alzheimer's Disease	1,593	3.5	Alzheimer's Disease	1,656	3.6
Diabetes Mellitus	1,209	2.6	Diabetes Mellitus	1,136	2.5
Influenza and Pneumonia	1,010	2.2	Influenza and Pneumonia	1,022	2.2
Nephritis/Nephrotic/Nephrosis	937	2.0	Nephritis/Nephrotic/Nephrosis	1,004	2.2
Intentional Self-Harm (Suicide)	668	1.5	Intentional Self-Harm (Suicide)	724	1.6
Chronic Liver Disease/Cirrhosis	450	1.0	Chronic Liver Disease/Cirrhosis	484	1.0
Parkinson's Disease	444	1.0	Parkinson's Disease	470	1.0
Septicemia	425	0.9	Septicemia	448	1.0
<b>WHITE</b>	<b>43,437</b>	<b>100.0</b>	<b>WHITE</b>	<b>43,387</b>	<b>100.0</b>
Diseases of the Heart	10,944	25.2	Diseases of the Heart	10,636	24.5
Malignant Neoplasms	10,315	23.7	Malignant Neoplasms	10,362	23.9
Cerebrovascular Diseases	2,672	6.2	Cerebrovascular Diseases	2,479	5.7
Accidents (ex. med./surg. comp.)	2,296	5.3	Accidents (ex. med./surg. comp.)	2,379	5.5
Chronic Lower Respiratory Dis.	2,277	5.2	Chronic Lower Respiratory Dis.	2,286	5.3
Alzheimer's Disease	1,552	3.6	Alzheimer's Disease	1,610	3.7
Diabetes Mellitus	1,106	2.5	Diabetes Mellitus	1,038	2.4
Influenza and Pneumonia	977	2.2	Influenza and Pneumonia	982	2.3
Nephritis/Nephrotic/Nephrosis	848	2.0	Nephritis/Nephrotic/Nephrosis	911	2.1
Intentional Self-Harm (Suicide)	616	1.4	Intentional Self-Harm (Suicide)	681	1.6
Parkinson's Disease	441	1.0	Parkinson's Disease	459	1.1
Chronic Liver Disease/Cirrhosis	420	1.0	Chronic Liver Disease/Cirrhosis	451	1.0
Septicemia	385	0.9	Septicemia	399	0.9
<b>BLACK/AFRICAN AMERICAN</b>	<b>2,084</b>	<b>100.0</b>	<b>BLACK/AFRICAN AMERICAN</b>	<b>2,114</b>	<b>100.0</b>
Malignant Neoplasms	470	22.6	Malignant Neoplasms	459	21.7
Diseases of the Heart	391	18.8	Diseases of the Heart	426	20.2
Accidents (ex. med./surg. comp.)	149	7.1	Accidents (ex. med./surg. comp.)	152	7.2
Cerebrovascular Diseases	113	5.4	Cerebrovascular Diseases	120	5.7
Assault (Homicide)	101	4.8	Assault (Homicide)	105	5.0
Certain Cond. Orig. Perinatal Per.	83	4.0	Chronic Lower Respiratory Dis.	74	3.5
Diabetes Mellitus	81	3.9	Diabetes Mellitus	73	3.5
Nephritis/Nephrotic/Nephrosis	73	3.5	Nephritis/Nephrotic/Nephrosis	72	3.4
Chronic Lower Respiratory Dis.	55	2.6	Certain Cond. Orig. in Perinatal Per.	46	2.2
Alzheimer's Disease	36	1.7	Septicemia	40	1.9
Septicemia	30	1.4	Alzheimer's Disease	37	1.8
Intentional Self-Harm (Suicide)	28	1.3	Influenza and Pneumonia	30	1.4
Human Immunodeficiency Virus	26	1.2	Congenital Malformations, etc.	28	1.3

(continued)

## Cause of Death

**Table 17. Leading Underlying Causes of Death by Race, Wisconsin 2006 and 2007**

2006			2007		
	Number	Percent		Number	Percent
<b>AMERICAN INDIAN</b>	<b>299</b>	<b>100.0</b>	<b>AMERICAN INDIAN</b>	<b>341</b>	<b>100.0</b>
Malignant Neoplasms	67	22.4	Malignant Neoplasms	68	19.9
Diseases of the Heart	59	19.7	Diseases of the Heart	60	17.6
Accidents (ex. med./surg. comp.)	39	13.0	Accidents (ex. med./surg. comp.)	37	10.9
Diabetes Mellitus	17	5.7	Chronic Lower Respiratory Dis.	25	7.3
Chronic Lower Respiratory Dis.	14	4.7	Diabetes Mellitus	18	5.3
Nephritis/Nephrotic/Nephrosis	10	3.3	Cerebrovascular Diseases	14	4.1
Cerebrovascular Diseases	9	3.0	Chronic Liver Disease/Cirrhosis	11	3.2
Chronic Liver Disease/Cirrhosis	8	2.7	Nephritis/Nephrotic/Nephrosis	9	2.6
Intentional Self-Harm (Suicide)	8	2.7	Intentional Self-Harm (Suicide)	8	2.3
Septicemia	5	1.7	Influenza and Pneumonia	6	1.8
Influenza and Pneumonia	4	1.3	Congenital Malformations, etc.	6	1.8
Hypertension/Hyperten Renal Dis.	3	1.0	Septicemia	4	1.2
<b>ASIAN</b>	<b>222</b>	<b>100.0</b>	<b>ASIAN</b>	<b>266</b>	<b>100.0</b>
Malignant Neoplasms	54	24.3	Malignant Neoplasms	50	18.8
Diseases of the Heart	34	15.3	Diseases of the Heart	42	15.8
Cerebrovascular Diseases	26	11.7	Accidents (ex. med./surg. comp.)	25	9.4
Accidents (ex. med./surg. comp.)	18	8.1	Cerebrovascular Diseases	18	6.8
Intentional Self-Harm (Suicide)	13	5.9	Nephritis/Nephrotic/Nephrosis	12	4.5
Chronic Lower Respiratory Dis.	7	3.2	Chronic Lower Respiratory Dis.	10	3.8
Nephritis/Nephrotic/Nephrosis	6	2.7	Intentional Self-Harm (Suicide)	10	3.8
Congenital Malformations, etc.	6	2.7	Congenital Malformations, etc.	8	3.0
Septicemia	5	2.3	Assault (Homicide)	8	3.0
Diabetes Mellitus	5	2.3	Diabetes Mellitus	7	2.6
Influenza and Pneumonia	4	1.8	Alzheimer's Disease	5	1.9
Assault (Homicide)	4	1.8	Septicemia	4	1.5

Source: Bureau of Health Information and Policy, Division of Public Health, Department of Health Services.

Notes: Included in the 2006 total are nine deaths for which race was unknown. The 2007 total includes eight deaths for which race was unknown. Also included in the 2007 total is one Hawaiian death.

Underlying cause of death is the disease or injury that initiated the events resulting in death.

For the ICD-10 codes used for cause-of-death groupings, see Technical Notes, page 79.

Conditions abbreviated in this table are spelled out in full in the Technical Notes.

- Diseases of the heart and cancer were the two leading underlying causes of death in each race group. In 2007, diseases of the heart accounted for 24 percent of deaths among whites, 20 percent of deaths among African Americans, 18 percent of deaths among American Indians and 16 percent of deaths among Asians. Cancer accounted for 24 percent of deaths among whites, 22 percent of deaths among African Americans, 20 percent of deaths among American Indians and 19 percent of deaths among Asians.
- Accidents accounted for 6 percent of total deaths in 2007, 5 percent of deaths among whites, 7 percent of deaths among African Americans, 11 percent of deaths among American Indians and 9 percent of deaths among Asians.
- Differences in leading causes of death by race reflect differences in population age structure (as well as other factors): compared with the total state population, larger proportions of blacks and other minority groups are children and young adults.

## Cause of Death

**Table 18. Leading Underlying Causes of Death for Males by Race, Wisconsin 2006 and 2007**

2006	Number	Percent	2007	Number	Percent
<b>TOTAL, ALL RACES</b>	<b>22,221</b>	<b>100.0</b>	<b>TOTAL, ALL RACES</b>	<b>22,448</b>	<b>100.0</b>
Diseases of the Heart	5,715	25.7	Malignant Neoplasms	5,694	25.4
Malignant Neoplasms	5,561	25.0	Diseases of the Heart	5,618	25.0
Accidents (ex. med./surg. comp.)	1,525	6.9	Accidents (ex. med./surg. comp.)	1,591	7.1
Chronic Lower Respiratory Dis.	1,139	5.1	Chronic Lower Respiratory Dis.	1,180	5.3
Cerebrovascular Diseases	1,103	5.0	Cerebrovascular Diseases	1,042	4.6
Diabetes Mellitus	581	2.6	Intentional Self-Harm (Suicide)	576	2.6
Intentional Self-Harm (Suicide)	525	2.4	Diabetes Mellitus	552	2.5
Influenza and Pneumonia	470	2.1	Alzheimer's Disease	488	2.2
Nephritis/Nephrotic/Nephrosis	446	2.0	Nephritis/Nephrotic/Nephrosis	485	2.2
Alzheimer's Disease	442	2.0	Influenza and Pneumonia	445	2.0
Chronic Liver Disease/Cirrhosis	289	1.3	Chronic Liver Disease/Cirrhosis	304	1.4
Parkinson's Disease	256	1.2	Parkinson's Disease	288	1.3
Pneumonitis Due to Solids/Liquids	210	0.9	Aortic Aneurysm and Dissection	202	0.9
<b>WHITE</b>	<b>20,862</b>	<b>100.0</b>	<b>WHITE</b>	<b>21,013</b>	<b>100.0</b>
Diseases of the Heart	5,496	26.3	Malignant Neoplasms	5,396	25.7
Malignant Neoplasms	5,236	25.1	Diseases of the Heart	5,340	25.4
Accidents (ex. med./surg. comp.)	1,389	6.7	Accidents (ex. med./surg. Comp.)	1,455	6.9
Chronic Lower Respiratory Dis.	1,099	5.3	Chronic Lower Respiratory Dis.	1,117	5.3
Cerebrovascular Diseases	1,028	4.9	Cerebrovascular Diseases	975	4.6
Diabetes Mellitus	533	2.6	Intentional Self-Harm (Suicide)	538	2.6
Intentional Self-Harm (Suicide)	488	2.3	Diabetes Mellitus	512	2.4
Influenza and Pneumonia	454	2.2	Alzheimer's Disease	474	2.3
Alzheimer's Disease	429	2.1	Nephritis/Nephrotic/Nephrosis	439	2.1
Nephritis/Nephrotic/Nephrosis	394	1.9	Influenza and Pneumonia	427	2.0
Chronic Liver Disease/Cirrhosis	265	1.3	Chronic Liver Disease/Cirrhosis	285	1.4
Parkinson's Disease	255	1.2	Parkinson's Disease	280	1.3
Pneumonitis Due to Solids/Liquids	204	1.0	Aortic Aneurysm and Dissection	193	0.9
<b>BLACK/AFRICAN AMERICAN</b>	<b>1,081</b>	<b>100.0</b>	<b>BLACK/AFRICAN AMERICAN</b>	<b>1,105</b>	<b>100.0</b>
Malignant Neoplasms	261	24.1	Malignant Neoplasms	235	21.3
Diseases of the Heart	177	16.4	Diseases of the Heart	221	20.0
Accidents (ex. med./surg. comp.)	98	9.1	Accidents (ex. med./surg. Comp.)	101	9.1
Assault (Homicide)	80	7.4	Assault (Homicide)	88	8.0
Cerebrovascular Diseases	56	5.2	Cerebrovascular Diseases	50	4.5
Nephritis/Nephrotic/Nephrosis	42	3.9	Chronic Lower Respiratory Dis.	42	3.8
Certain Cond. Orig. Perinatal Per.	41	3.8	Nephritis/Nephrotic/Nephrosis	34	3.1
Diabetes Mellitus	38	3.5	Diabetes Mellitus	27	2.4
Chronic Lower Respiratory Dis.	30	2.8	Certain Cond. Orig. Perinatal Per.	25	2.3
Intentional Self-Harm (Suicide)	21	1.9	Intentional Self-Harm (Suicide)	22	2.0
Human Immunodeficiency Virus	18	1.7	Septicemia	21	1.9
Chronic Liver Disease/Cirrhosis	16	1.5	Human Immunodeficiency Virus	14	1.3
Influenza and Pneumonia	13	1.2	Hypertension/Hyperten. Renal Dis.	14	1.3

(continued)

## Cause of Death

**Table 18. Leading Underlying Causes of Death for Males by Race, Wisconsin 2006 and 2007**

2006	Number	Percent	2007	Number	Percent
<b>AMERICAN INDIAN</b>	<b>159</b>	<b>100.0</b>	<b>AMERICAN INDIAN</b>	<b>183</b>	<b>100.0</b>
Malignant Neoplasms	35	22.0	Malignant Neoplasms	37	20.2
Diseases of the Heart	27	17.0	Diseases of the Heart	34	18.6
Accidents (ex. med./surg. comp.)	23	14.5	Accidents (ex. med./surg. comp.)	20	10.9
Diabetes Mellitus	10	6.3	Chronic Lower Respiratory Dis.	13	7.1
Chronic Liver Disease/Cirrhosis	7	4.4	Diabetes Mellitus	10	5.5
Chronic Lower Respiratory Dis.	6	3.8	Cerebrovascular Diseases	7	3.8
Intentional Self-Harm (Suicide)	6	3.8	Chronic Liver Disease/Cirrhosis	6	3.3
Cerebrovascular Diseases	4	2.5	Intentional Self-Harm (Suicide)	6	3.3
Nephritis/Nephrotic/Nephrosis	4	2.5	Nephritis/Nephrotic/Nephrosis	5	2.7
Septicemia	2	1.3	Septicemia	2	1.1
Influenza and Pneumonia	2	1.3	In Situ/Benign/Uncertain Neoplasms	2	1.1
Human Immunodeficiency Virus	1	0.6	Alzheimer's Disease	2	1.1
<b>ASIAN</b>	<b>112</b>	<b>100.0</b>	<b>ASIAN</b>	<b>141</b>	<b>100.0</b>
Malignant Neoplasms	28	25.0	Malignant Neoplasms	26	18.4
Diseases of the Heart	15	13.4	Diseases of the Heart	21	14.9
Cerebrovascular Diseases	15	13.4	Accidents (ex. med./surg. comp.)	15	10.6
Accidents (ex. med./surg. comp.)	14	12.5	Cerebrovascular Diseases	9	6.4
Intentional Self-Harm (Suicide)	7	6.3	Intentional Self-Harm (Suicide)	9	6.4
Nephritis/Nephrotic/Nephrosis	6	5.4	Chronic Lower Respiratory Dis.	8	5.7
Congenital Malformations, etc.	5	4.5	Nephritis/Nephrotic/Nephrosis	7	5.0
Chronic Lower Respiratory Dis.	3	2.7	Congenital Malformations, etc.	5	3.5
Alzheimer's Disease	2	1.8	Assault (Homicide)	4	2.8
Septicemia	1	0.9	Diabetes Mellitus	3	2.1
Viral Hepatitis	1	0.9	Viral Hepatitis	2	1.4
Hypertension/Hyperten. Renal Dis.	1	0.9	Alzheimer's Disease	2	1.4

Source: Bureau of Health Information and Policy, Division of Public Health, Department of Health Services.

Notes: There were seven decedents in 2006 and six decedents in 2007 whose race was unknown; these were included in the

totals.

Underlying cause of death is the disease or injury that initiated events resulting in death.

For the ICD-10 codes used for cause-of-death groupings, see Technical Notes, page 79.

Conditions abbreviated in this table are spelled out in full in the Technical Notes.

- Malignant neoplasms (cancer) and diseases of the heart were the leading underlying causes of death in 2007 for males of all races in Wisconsin. This is the first year since at least the 1920s that cancer has surpassed heart disease as the leading cause of death in Wisconsin males.
- Accidents were the third leading cause of death among males of all races.

## Cause of Death

**Table 19. Leading Underlying Causes of Death for Females by Race, Wisconsin 2006 and 2007**

2006			2007		
	Number	Percent		Number	Percent
<b>TOTAL, ALL RACES</b>	<b>23,830</b>	<b>100.0</b>	<b>TOTAL, ALL RACES</b>	<b>23,669</b>	<b>100.0</b>
Diseases of the Heart	5,713	24.0	Diseases of the Heart	5,549	23.4
Malignant Neoplasms	5,346	22.4	Malignant Neoplasms	5,246	22.2
Cerebrovascular Diseases	1,718	7.2	Cerebrovascular Diseases	1,590	6.7
Chronic Lower Respiratory Dis.	1,215	5.1	Chronic Lower Respiratory Dis.	1,215	5.1
Alzheimer's Disease	1,151	4.8	Alzheimer's Disease	1,168	4.9
Accidents (ex. med./surg. comp.)	978	4.1	Accidents (ex. med./surg. Comp.)	1,002	4.2
Diabetes Mellitus	628	2.6	Diabetes Mellitus	584	2.5
Influenza and Pneumonia	540	2.3	Influenza and Pneumonia	577	2.4
Nephritis/Nephrotic/Nephrosis	491	2.1	Nephritis/Nephrotic/Nephrosis	519	2.2
Hypertension/Hyperten. Renal Dis.	267	1.1	Septicemia	259	1.1
Septicemia	242	1.0	Hypertension/Hyperten. Renal Dis.	257	1.1
Parkinson's Disease	188	0.8	Parkinson's Disease	182	0.8
In Situ/Benign/Uncertain Neoplasm	185	0.8	Chronic Liver Disease and Cirrhosis	180	0.8
<b>WHITE</b>	<b>22,575</b>	<b>100.0</b>	<b>WHITE</b>	<b>22,374</b>	<b>100.0</b>
Diseases of the Heart	5,448	24.1	Diseases of the Heart	5,296	23.7
Malignant Neoplasms	5,079	22.5	Malignant Neoplasms	4,966	22.2
Cerebrovascular Diseases	1,644	7.3	Cerebrovascular Diseases	1,504	6.7
Chronic Lower Respiratory Dis.	1,178	5.2	Chronic Lower Respiratory Dis.	1,169	5.2
Alzheimer's Disease	1,123	5.0	Alzheimer's Disease	1,136	5.1
Accidents (ex. med./surg. comp.)	907	4.0	Accidents (ex. med./surg. Comp.)	924	4.1
Diabetes Mellitus	573	2.5	Influenza and Pneumonia	555	2.5
Influenza and Pneumonia	523	2.3	Diabetes Mellitus	526	2.4
Nephritis/Nephrotic/Nephrosis	454	2.0	Nephritis/Nephrotic/Nephrosis	472	2.1
Hypertension/Hypertens. Renal Dis.	251	1.1	Hypertension/Hypertens. Renal Dis.	245	1.1
Septicemia	217	1.0	Septicemia	235	1.1
Parkinson's Disease	186	0.8	Parkinson's Disease	179	0.8
In Situ/Benign/Uncertain Neoplasm	182	0.8	Chronic Liver Disease and Cirrhosis	166	0.7
<b>BLACK/AFRICAN AMERICAN</b>	<b>1,003</b>	<b>100.0</b>	<b>BLACK/AFRICAN AMERICAN</b>	<b>1,009</b>	<b>100.0</b>
Diseases of the Heart	214	21.3	Malignant Neoplasms	224	22.2
Malignant Neoplasms	209	20.8	Diseases of the Heart	205	20.3
Cerebrovascular Diseases	57	5.7	Cerebrovascular Diseases	70	6.9
Accidents (ex. med./surg. comp.)	51	5.1	Accidents (ex. med./surg. Comp.)	51	5.1
Diabetes Mellitus	43	4.3	Diabetes Mellitus	46	4.6
Certain Cond. Orig. Perinatal Per.	42	4.2	Nephritis/Nephrotic/Nephrosis	38	3.8
Nephritis/Nephrotic/Nephrosis	31	3.1	Chronic Lower Respiratory Dis.	32	3.2
Alzheimer's Disease	25	2.5	Alzheimer's Disease	28	2.8
Chronic Lower Respiratory Dis.	25	2.5	Certain Cond. Orig. Perinatal Per.	21	2.1
Assault (Homicide)	21	2.1	Septicemia	19	1.9
Septicemia	18	1.8	Assault (Homicide)	17	1.7
Congenital Malformations, etc.	13	1.3	Influenza and Pneumonia	16	1.6
Hypertension/Hypertens. Renal Dis.	12	1.2	Congenital Malformations, etc.	16	1.6

(continued)

## Cause of Death

**Table 19. Leading Underlying Causes of Death for Females by Race, Wisconsin 2006 and 2007**

2006	Number	Percent	2007	Number	Percent
<b>AMERICAN INDIAN</b>	<b>140</b>	<b>100.0</b>	<b>AMERICAN INDIAN</b>	<b>158</b>	<b>100.0</b>
Malignant Neoplasms	32	22.9	Malignant Neoplasms	31	19.6
Diseases of the Heart	32	22.9	Diseases of the Heart	26	16.5
Accidents (ex. med./surg. comp.)	16	11.4	Accidents (ex. med./surg. comp.)	17	10.8
Chronic Lower Respiratory Dis.	8	5.7	Chronic Lower Respiratory Dis.	12	7.6
Diabetes Mellitus	7	5.0	Diabetes Mellitus	8	5.1
Nephritis/Nephrotic/Nephrosis	6	4.3	Cerebrovascular Diseases	7	4.4
Cerebrovascular Diseases	5	3.6	Chronic Liver Disease and Cirrhosis	5	3.2
Septicemia	3	2.1	Influenza and Pneumonia	4	2.5
Alzheimer's Disease	2	1.4	Nephritis/Nephrotic/Nephrosis	4	2.5
Hypertension/Hypertens. Renal Dis.	2	1.4	Congenital Malformations, etc.	4	2.5
Influenza and Pneumonia	2	1.4	Viral Hepatitis	3	1.9
Intentional Self-Harm (Suicide)	2	1.4	Septicemia	2	1.3
<b>ASIAN</b>	<b>110</b>	<b>100.0</b>	<b>ASIAN</b>	<b>125</b>	<b>100.0</b>
Malignant Neoplasms	26	23.6	Malignant Neoplasms	24	19.2
Diseases of the Heart	19	17.3	Diseases of the Heart	21	16.8
Cerebrovascular Diseases	11	10.0	Accidents (ex. med./surg. comp.)	10	8.0
Intentional Self-Harm (Suicide)	6	5.5	Cerebrovascular Diseases	9	7.2
Diabetes Mellitus	5	4.5	Nephritis/Nephrotic/Nephrosis	5	4.0
Septicemia	4	3.6	Diabetes Mellitus	4	3.2
Chronic Lower Respiratory Dis.	4	3.6	Assault (Homicide)	4	3.2
Accidents (ex. med./surg. comp.)	4	3.6	Septicemia	3	2.4
Influenza and Pneumonia	3	2.7	Alzheimer's Disease	3	2.4
Assault (Homicide)	3	2.7	Congenital Malformations, etc.	3	2.4
Hypertension/Hypertens. Renal Dis.	2	1.8	Viral Hepatitis	2	1.6
Certain Cond. Orig. Perinatal Per.	2	1.8	In Situ/Benign/Uncertain Neoplasms	2	1.6

Source: Bureau of Health Information and Policy, Division of Public Health, Department of Health Services.

Notes: The total for 2007 includes one record for which race was reported as Hawaiian. There were two records in 2006 and two records in 2007 for which race was unknown; these are included in the totals. Underlying cause of death is the disease or injury that initiated events resulting in death. For the ICD-10 codes used for cause of death groupings, see Technical Notes, page 79. Conditions abbreviated in this table are spelled out in full in the Technical Notes.

- Among females in every race group, diseases of the heart and malignant neoplasms (cancer) were the two leading underlying causes of death in 2007.
- Cerebrovascular diseases were the third leading cause of death for white and African American females, while accidents ranked third for American Indian and Asian females.



## Cause of Death

**Table 20. Leading Underlying Causes of Death by Ethnicity, Wisconsin 2006 and 2007**

2006			2007		
	Number	Percent		Number	Percent
<b>TOTAL</b>	<b>46,051</b>	<b>100.0</b>	<b>TOTAL</b>	<b>46,117</b>	<b>100.0</b>
Diseases of the Heart	11,428	24.8	Diseases of the Heart	11,167	24.2
Malignant Neoplasms	10,907	23.7	Malignant Neoplasms	10,940	23.7
Cerebrovascular Diseases	2,821	6.1	Cerebrovascular Diseases	2,632	5.7
Accidents (ex. med./surg. comp.)	2,503	5.4	Accidents (ex. Med./surg. comp.)	2,593	5.6
Chronic Lower Respiratory Dis.	2,354	5.1	Chronic Lower Respiratory Dis.	2,395	5.2
Alzheimer's Disease	1,593	3.5	Alzheimer's Disease	1,656	3.6
Diabetes Mellitus	1,209	2.6	Diabetes Mellitus	1,136	2.5
Influenza and Pneumonia	1,010	2.2	Influenza and Pneumonia	1,022	2.2
Nephritis/Nephrotic/Nephrosis	937	2.0	Nephritis/Nephrotic/Nephrosis	1,004	2.2
Intentional Self-Harm (Suicide)	668	1.5	Intentional Self-Harm (Suicide)	724	1.6
<b>NON-HISPANIC</b>	<b>45,633</b>	<b>100.0</b>	<b>NON-HISPANIC</b>	<b>45,586</b>	<b>100.0</b>
Diseases of the Heart	11,365	24.9	Diseases of the Heart	11,086	24.3
Malignant Neoplasms	10,839	23.8	Malignant Neoplasms	10,848	23.8
Cerebrovascular Diseases	2,802	6.1	Cerebrovascular Diseases	2,609	5.7
Accidents (ex. med./surg. comp.)	2,439	5.3	Accidents (ex. med./surg. comp.)	2,506	5.5
Chronic Lower Respiratory Dis.	2,346	5.1	Chronic Lower Respiratory Dis.	2,386	5.2
Alzheimer's Disease	1,587	3.5	Alzheimer's Disease	1,650	3.6
Diabetes Mellitus	1,197	2.6	Diabetes Mellitus	1,114	2.4
Influenza and Pneumonia	999	2.2	Influenza and Pneumonia	1,012	2.2
Nephritis/Nephrotic/Nephrosis	934	2.0	Nephritis/Nephrotic/Nephrosis	985	2.2
Intentional Self-Harm (Suicide)	657	1.4	Intentional Self-Harm (Suicide)	710	1.6
<b>HISPANIC/LATINO</b>	<b>418</b>	<b>100.0</b>	<b>HISPANIC/LATINO</b>	<b>531</b>	<b>100.0</b>
Malignant Neoplasms	68	16.3	Malignant Neoplasms	92	17.3
Accidents (ex. med./surg. comp.)	64	15.3	Accidents (ex. med./surg. Comp.)	87	16.4
Diseases of the Heart	63	15.1	Diseases of the Heart	81	15.3
Chronic Liver Disease/Cirrhosis	20	4.8	Cerebrovascular Diseases	23	4.3
Cerebrovascular Diseases	19	4.5	Diabetes Mellitus	22	4.1
Certain Cond. Orig. Perinatal Per.	17	4.1	Nephritis/Nephrotic/Nephrosis	19	3.6
Congenital Malformations, etc.	16	3.8	Certain Cond. Orig. Perinatal Per.	19	3.6
Assault (Homicide)	14	3.3	Congenital Malformations, etc.	17	3.2
Diabetes Mellitus	12	2.9	Assault (Homicide)	15	2.8
Influenza and Pneumonia	11	2.6	Intentional Self-Harm (Suicide)	14	2.6

Source: Bureau of Health Information and Policy, Division of Public Health, Department of Health Services.

Notes: Underlying cause of death is the disease or injury that initiated the events resulting in death.  
For the ICD-10 codes used for cause-of-death groupings, see Technical Notes, page 79.  
Conditions abbreviated in this table are spelled out in full in the Technical Notes.

- Malignant neoplasms and accidents were the leading causes of death among Hispanics/Latinos.
- In 2007, accidents accounted for 16 percent of deaths among Hispanics and 5 percent of deaths among non-Hispanics.

## Cause of Death

**Table 21. Leading Underlying Causes of Death for Males by Ethnicity, Wisconsin 2006 and 2007**

2006	Number	Percent	2007	Number	Percent
<b>TOTAL</b>	<b>22,221</b>	<b>100.0</b>	<b>TOTAL</b>	<b>22,448</b>	<b>100.0</b>
Diseases of the Heart	5,715	25.7	Malignant Neoplasms	5,694	25.4
Malignant Neoplasms	5,561	25.0	Diseases of the Heart	5,618	25.0
Accidents (ex. med./surg. comp.)	1,525	6.9	Accidents (ex. med./surg. comp.)	1,591	7.1
Chronic Lower Respiratory Dis.	1,139	5.1	Chronic Lower Respiratory Dis.	1,180	5.3
Cerebrovascular Diseases	1,103	5.0	Cerebrovascular Diseases	1,042	4.6
Diabetes Mellitus	581	2.6	Intentional Self-Harm (Suicide)	576	2.6
Intentional Self-Harm (Suicide)	525	2.4	Diabetes Mellitus	552	2.5
Influenza and Pneumonia	470	2.1	Alzheimer's Disease	488	2.2
Nephritis/Nephrotic/Nephrosis	446	2.0	Nephritis/Nephrotic/Nephrosis	485	2.2
Alzheimer's Disease	442	2.0	Influenza and Pneumonia	445	2.0
<b>NON-HISPANIC</b>	<b>21,952</b>	<b>100.0</b>	<b>NON-HISPANIC</b>	<b>22,133</b>	<b>100.0</b>
Diseases of the Heart	5,671	25.8	Malignant Neoplasms	5,644	25.5
Malignant Neoplasms	5,516	25.1	Diseases of the Heart	5,570	25.2
Accidents (ex. med./surg. comp.)	1,469	6.7	Accidents (ex. med./surg. Comp.)	1,529	6.9
Chronic Lower Respiratory Dis.	1,134	5.2	Chronic Lower Respiratory Dis.	1,175	5.3
Cerebrovascular Diseases	1,093	5.0	Cerebrovascular Diseases	1,033	4.7
Diabetes Mellitus	575	2.6	Intentional Self-Harm (Suicide)	563	2.5
Intentional Self-Harm (Suicide)	520	2.4	Diabetes Mellitus	543	2.5
Influenza and Pneumonia	464	2.1	Alzheimer's Disease	485	2.2
Nephritis/Nephrotic/Nephrosis	444	2.0	Nephritis/Nephrotic/Nephrosis	476	2.2
Alzheimer's Disease	441	2.0	Influenza and Pneumonia	439	2.0
<b>HISPANIC/LATINO</b>	<b>269</b>	<b>100.0</b>	<b>HISPANIC/LATINO</b>	<b>315</b>	<b>100.0</b>
Accidents (ex. med./surg. comp.)	56	20.8	Accidents (ex. med./surg. comp.)	62	19.7
Malignant Neoplasms	45	16.7	Malignant Neoplasms	50	15.9
Diseases of the Heart	44	16.4	Diseases of the Heart	48	15.2
Chronic Liver Disease/Cirrhosis	17	6.3	Certain Cond. Orig. Perinatal Per.	14	4.4
Assault (Homicide)	12	4.5	Intentional Self-Harm (Suicide)	13	4.1
Cerebrovascular Diseases	10	3.7	Assault (Homicide)	11	3.5
Congenital Malformations, etc.	9	3.3	Diabetes Mellitus	9	2.9
Certain Cond. Orig. Perinatal Per.	7	2.6	Cerebrovascular Diseases	9	2.9
Human Immunodeficiency Virus	6	2.2	Nephritis/Nephrotic/Nephrosis	9	2.9
Diabetes Mellitus	6	2.2	Congenital Malformations, etc.	8	2.5

Source: Bureau of Health Information and Policy, Division of Public Health, Department of Health Services.

Notes: Underlying cause of death is the disease or injury that initiated events resulting in death.  
For the ICD-10 codes used for cause-of-death groupings, see Technical Notes, page 79.  
Conditions abbreviated in this table are spelled out in full in the Technical Notes.

- Among Hispanic/Latino males, accidents were the leading cause of death, followed by cancer.

## Cause of Death

**Table 22. Leading Underlying Causes of Death for Females by Ethnicity, Wisconsin 2006 and 2007**

2006	Number	Percent	2007	Number	Percent
<b>TOTAL</b>	<b>23,830</b>	<b>100.0</b>	<b>TOTAL</b>	<b>23,669</b>	<b>100.0</b>
Diseases of the Heart	5,713	24.0	Diseases of the Heart	5,549	23.4
Malignant Neoplasms	5,346	22.4	Malignant Neoplasms	5,246	22.2
Cerebrovascular Diseases	1,718	7.2	Cerebrovascular Diseases	1,590	6.7
Chronic Lower Respiratory Dis.	1,215	5.1	Chronic Lower Respiratory Dis.	1,215	5.1
Alzheimer's Disease	1,151	4.8	Alzheimer's Disease	1,168	4.9
Accidents (ex. med./surg. comp.)	978	4.1	Accidents (ex. med./surg. Comp.)	1,002	4.2
Diabetes Mellitus	628	2.6	Diabetes Mellitus	584	2.5
Influenza and Pneumonia	540	2.3	Influenza and Pneumonia	577	2.4
Nephritis/Nephrotic/Nephrosis	491	2.1	Nephritis/Nephrotic/Nephrosis	519	2.2
Hypertension/Hyperten. Renal Dis.	267	1.1	Septicemia	259	1.1
<b>NON-HISPANIC</b>	<b>23,681</b>	<b>100.0</b>	<b>NON-HISPANIC</b>	<b>23,453</b>	<b>100.0</b>
Diseases of the Heart	5,694	24.0	Diseases of the Heart	5,516	23.5
Malignant Neoplasms	5,323	22.5	Malignant Neoplasms	5,204	22.2
Cerebrovascular Diseases	1,709	7.2	Cerebrovascular Diseases	1,576	6.7
Chronic Lower Respiratory Dis.	1,212	5.1	Chronic Lower Respiratory Dis.	1,211	5.2
Alzheimer's Disease	1,146	4.8	Alzheimer's Disease	1,165	5.0
Accidents (ex. med./surg. comp.)	970	4.1	Accidents (ex. med./surg. Comp.)	977	4.2
Diabetes Mellitus	622	2.6	Influenza and Pneumonia	573	2.4
Influenza and Pneumonia	535	2.3	Diabetes Mellitus	571	2.4
Nephritis/Nephrotic/Nephrosis	490	2.1	Nephritis/Nephrotic/Nephrosis	509	2.2
Hypertension/Hypertens. Renal Dis.	267	1.1	Hypertension/Hypertens. Renal Dis.	257	1.1
<b>HISPANIC/LATINA</b>	<b>149</b>	<b>100.0</b>	<b>HISPANIC/LATINA</b>	<b>216</b>	<b>100.0</b>
Malignant Neoplasms	23	15.4	Malignant Neoplasms	42	19.4
Diseases of the Heart	19	12.8	Diseases of the Heart	33	15.3
Certain Cond. Orig. Perinatal Per.	10	6.7	Accidents (ex. med./surg. comp.)	25	11.6
Cerebrovascular Diseases	9	6.0	Cerebrovascular Diseases	14	6.5
Accidents (ex. med./surg. comp.)	8	5.4	Diabetes Mellitus	13	6.0
Congenital Malformations, etc.	7	4.7	Nephritis/Nephrotic/Nephrosis	10	4.6
Diabetes Mellitus	6	4.0	Congenital Malformations, etc.	9	4.2
Intentional Self-Harm (Suicide)	6	4.0	Chronic Liver Disease/Cirrhosis	6	2.8
Alzheimer's Disease	5	3.4	Certain Cond. Orig. Perinatal Per.	5	2.3
Influenza and Pneumonia	5	3.4	Septicemia	4	1.9

Source: Bureau of Health Information and Policy, Division of Public Health, Department of Health Services.

Notes: Underlying cause of death is the disease or injury that initiated events resulting in death. For the ICD-10 codes used for cause of death groupings, see Technical Notes, page 79. Conditions abbreviated in this table are spelled out in full in the Technical Notes.

- Among Hispanic/Latina females, cancer and heart disease were the two leading causes of death.

**Cause of Death**

**Table 23. Deaths by Underlying Cause of Death and County of Residence, Wisconsin, 2007**

	Total	Adams	Ashland	Barron	Bayfield	Brown	Buffalo	Burnett	Calumet	Chippewa	Clark
<b>Total Deaths, All Causes</b>	46,117	250	203	467	157	1,641	116	166	288	507	296
<b>Male</b>	22,448	139	100	231	84	792	54	91	130	241	151
<b>Female</b>	23,669	111	103	236	73	849	62	75	158	266	145
Tuberculosis	5										
Human Immunodeficiency Virus (HIV)	49					2				1	
Malignant Neoplasms	10,940	80	49	107	36	398	29	46	63	123	59
Stomach	189	2		2	2	6	1	2	1	2	1
Colon, Rectum, Anus	953	5	8	5	6	32	4	3	8	7	6
Pancreas	634	5	2	6	1	26	5	3	3	6	2
Trachea, Bronchus and Lung	2,910	22	17	34	13	94	3	16	15	36	14
Breast	729	4	5	3	2	28	2	4	4	11	3
Cervix Uteri, Corpus Uteri, Ovary	595	3	1	4	1	34	1	1	4	4	5
Prostate	638	4	2	8	4	21	1	5	3	14	1
Urinary Tract	576	7	1	10	3	20	2	1	5	9	2
Non-Hodgkins Lymphoma	434	3	1	3		15		3	5	3	1
Leukemia	460	2	2	4		15	1	1	3	5	4
Other Malignant Neoplasms	2,822	23	10	28	4	107	9	7	12	26	20
Diabetes Mellitus	1,136	8	5	21	5	22	3	6	3	15	7
Alzheimers Disease	1,656	4	16	15	7	70		3	7	13	12
Major Cardiovascular Diseases	14,836	76	69	136	55	544	51	52	83	162	107
Diseases of the Heart	11,167	55	53	106	42	410	40	38	67	123	82
Hyper. Heart Dis w/wo Renal Dis.	470		4	2	1	5			5	2	1
Ischemic Heart Disease	6,824	40	37	81	32	260	21	20	42	74	53
Other Diseases of the Heart	3,873	15	12	23	9	145	19	18	20	47	28
Hypertension/Hypertensive Renal Dis.	401	1	2			12		3		4	5
Cerebrovascular Diseases	2,632	13	12	25	10	98	9	9	13	25	18
Atherosclerosis	104	1								1	
Other Diseases of Circulatory System	532	6	2	5	3	24	2	2	3	9	2
Influenza and Pneumonia	1,022	10	5	7	4	34	1	1	6	15	9
Chronic Lower Respiratory Diseases	2,395	13	13	32	8	74	6	10	20	22	9
Peptic Ulcer	66		1		1	1			1		
Chronic Liver Disease and Cirrhosis	484	2	3	4	2	19		5	4	3	2
Nephritis, Nephrotic Syn./Nephrosis	1,004	9	3	22	1	30	2	6	14	17	5
Pregnancy, Childbirth & Puerperium	15					1					
Certain Conditions Orig./Perinatal Per.	213					9	1		3	3	2
Congenital Malformations, etc.	213	1	1	1		14			2	4	3
Sudden Infant Death Syndrome	48					1					1
Symptoms, Signs, and Lab Findings	162	2	2	2	1	10			1	2	
All Other Diseases	8,242	33	27	95	20	271	17	23	55	85	62
Motor Vehicle Accidents	792	1	2	9	6	33	1	2	7	11	10
All Accidents (except motor vehicle)	1,834	4	6	9	7	53	4	11	12	23	5
Intentional Self-Harm (Suicide)	724	6	1	7	3	43	1		7	6	3
Assault (Homicide)	200	1			1	5				1	
All Other External Causes	81					7		1		1	

## Cause of Death

**Table 23. Deaths by Underlying Cause of Death and County of Residence, Wisconsin 2007**

	Columbia	Crawford	Dane	Dodge	Door	Douglas	Dunn	Eau Claire	Florence	Fond du Lac	Forest
<b>Total Deaths, All Causes</b>	502	178	2,777	871	286	439	288	719	46	932	120
<b>Male</b>	249	84	1,284	426	133	220	149	341	26	436	60
<b>Female</b>	253	94	1,493	445	153	219	139	378	20	496	60
Tuberculosis			1								
Human Immunodeficiency Virus	2		2					1			
Malignant Neoplasms	125	55	671	232	78	102	63	164	11	200	41
Stomach	3	1	7	5	2	3	2	2		5	2
Colon, Rectum, Anus	8	5	56	24	10	4	5	13		20	5
Pancreas	10	3	42	11	5	4	6	14		5	3
Trachea, Bronchus and Lung	37	18	170	67	17	32	17	38	2	47	9
Breast	8	3	47	9	4	6	7	14	2	19	3
Cervix Uteri, Corpus Uteri, Ovary	7	4	44	10	10	12	2	7	1	8	2
Prostate	8	3	37	16	3	11	5	8	2	13	2
Urinary Tract	9	1	34	13	3	5	3	7		10	3
Non-Hodgkin's Lymphoma	5	2	18	7	2	3	2	10		10	1
Leukemia	4	4	28	11	4	4	4	6	1	7	3
Other Malignant Neoplasms	26	11	188	59	18	18	10	45	3	56	8
Diabetes Mellitus	9	5	58	19	5	14	3	12	1	19	6
Alzheimer's Disease	31	10	148	40	8	15	12	24	1	52	5
Major Cardiovascular Diseases	155	48	849	268	109	129	120	230	15	292	31
Diseases of the Heart	101	38	634	192	83	105	85	172	13	215	21
Hyp. Heart Dis. w/wo Renal Dis.	2		26	8		3	1	4	1	13	
Ischemic Heart Disease	58	24	339	120	38	72	42	96	8	129	17
Other Diseases of the Heart	41	14	269	64	45	30	42	72	4	73	4
Hypertension/Hypertens. Renal Dis.	10	1	26	8	2	2	2	3		12	1
Cerebrovascular Diseases	37	7	163	57	21	19	28	47	2	53	7
Atherosclerosis		1	1	2	2			2		5	1
Other Dis. of Circulatory System	7	1	25	9	1	3	5	6		7	1
Influenza and Pneumonia	11	3	68	14	2	9	6	15	1	21	1
Chronic Lower Respiratory Diseases	27	9	122	36	15	34	9	36		48	4
Peptic Ulcer			6	3				1		1	
Chronic Liver Disease and Cirrhosis	5	1	31	6	1	3	3	7	2	10	1
Nephritis/Nephrotic Syn./Nephrosis	7	6	35	18	4	9	1	16	2	14	1
Pregnancy, Childbirth and Puerperium	1									1	
Certain Conditions Orig. in Perinatal Per.	2		14	3	1	1	2	7		3	
Congenital Malformations, etc.	2		11	4	1	2		5		5	
Sudden Infant Death Syndrome	1	1		1		1	1				
Symptoms, Signs and Lab. Findings	2		14	4	1	1	6	5		3	
All Other Diseases	72	25	521	154	45	78	44	148	10	182	13
Motor Vehicle Accidents	16	4	55	11	4	7	5	11		21	1
All Accidents (except motor vehicle)	20	8	108	40	10	27	10	20	3	41	9
Intentional Self-Harm (Suicide)	12	3	54	15	2	7	3	17		18	1
Assault (Homicide)	1		9	3							6
All Other External Causes	1									1	

**Cause of Death**

**Table 23. Deaths by Underlying Cause of Death and County of Residence, Wisconsin 2007**

	Grant	Green	Green Lake	Iowa	Iron	Jackson	Jefferson	Juneau	Kenosha	Kewaunee	La Crosse
<b>Total Deaths, All Causes</b>	511	331	190	185	85	202	577	277	1,306	195	936
<b>Male</b>	231	141	92	84	38	110	287	149	627	99	428
<b>Female</b>	280	190	98	101	47	92	290	128	679	96	508
Tuberculosis											
Human Immunodeficiency Virus									2		
Malignant Neoplasms	125	70	43	39	29	49	153	79	306	48	222
Stomach	3	3					2		2		1
Colon, Rectum, Anus	11	9	5	5	6	6	10	8	28	5	23
Pancreas	9	4	4	2	3	3	12	6	15	4	11
Trachea, Bronchus and Lung	26	14	11	8	5	14	37	29	106	8	67
Breast	10	5	2	3	1		6	2	15	2	12
Cervix Uteri, Corpus Uteri, Ovary	10	4	5	2		2	14	6	17	6	11
Prostate	10	4		3		4	12	5	17	4	9
Urinary Tract	7	2	4	4		2	6	4	14	3	11
Non-Hodgkin's Lymphoma	6	5	1	1	1	2	7		7	5	10
Leukemia	2	1	3		2	2	9	3	9	2	10
Other Malignant Neoplasms	31	19	8	11	11	14	38	16	76	9	57
Diabetes Mellitus	11	8	8	7		3	9	10	37	3	22
Alzheimer's Disease	27	11	4	6		10	20	6	42	8	37
Major Cardiovascular Diseases	181	106	63	58	27	84	188	81	437	70	261
Diseases of the Heart	136	71	51	40	20	63	153	59	339	54	184
Hyp. Heart Dis. w/wo Renal Dis.	5	2	4	3		1	1	2	11	1	2
Ischemic Heart Disease	85	36	28	26	13	47	115	40	236	24	119
Other Diseases of the Heart	46	33	19	11	7	15	37	17	92	29	63
Hypertension/Hypertens. Renal Dis.	5	9	2				5	3	17	2	7
Cerebrovascular Diseases	26	20	6	18	3	19	27	16	63	11	57
Atherosclerosis	3		2						7	1	4
Other Dis. of Circulatory System	11	6	2		4	2	3	3	11	2	9
Influenza and Pneumonia	13	11	5	3	2	4	11	2	34	9	30
Chronic Lower Respiratory Diseases	21	24	10	8	5	11	22	20	80	9	49
Peptic Ulcer		2	1			1			2		1
Chronic Liver Disease and Cirrhosis	1	2	1			1	3	4	15	1	11
Nephritis/Nephrotic Syn./Nephrosis	12	4	3	2	1	2	10	4	28	6	20
Pregnancy, Childbirth and Puerperium											
Certain Conditions Orig. in Perinatal Per.	2	1	1				1		5		2
Congenital Malformations, etc.		2	1	1		1	4	2	4		5
Sudden Infant Death Syndrome								1	2		1
Symptoms, Signs and Lab. Findings	1	3		1		1	2	1	3		4
All Other Diseases	83	66	35	43	13	19	104	43	190	29	216
Motor Vehicle Accidents	10	4	3	7	1	6	20	8	23	6	5
All Accidents (except motor vehicle)	18	11	10	4	4	9	27	13	57	5	27
Intentional Self-Harm (Suicide)	6	3	2	6	3	1	1	3	30	1	15
Assault (Homicide)		1					1		8		
All Other External Causes		2					1		1		8

## Cause of Death

**Table 23. Deaths by Underlying Cause of Death and County of Residence, Wisconsin 2007**

	Lafayette	Langlade	Lincoln	Manitowoc	Marathon	Marinette	Marquette	Menominee	Milwaukee	Monroe	Oconto
<b>Total Deaths, All Causes</b>	142	242	286	817	1,035	482	159	37	8,151	384	315
<b>Male</b>	75	128	123	392	494	262	84	25	3,916	207	172
<b>Female</b>	67	114	163	425	541	220	75	12	4,235	177	143
Tuberculosis				1					1		
Human Immunodeficiency Virus									31		1
Malignant Neoplasms	39	63	70	182	231	102	49	10	1,807	88	66
Stomach		1		3	2	2			48	2	2
Colon, Rectum, Anus	6	5	7	13	17	5	2	1	142	11	6
Pancreas	3	3	5	15	12	9			101	2	5
Trachea, Bronchus and Lung	5	19	21	44	56	17	21	5	494	29	20
Breast	3	3	7	9	17	8	1		125	3	2
Cervix Uteri, Corpus Uteri, Ovary	2	3	3	8	9	6	3		100	1	3
Prostate	3	5	7	10	17	11	1		86	2	4
Urinary Tract	2	2	6	15	16	3	2		88	3	3
Non-Hodgkin's Lymphoma		2	2	6	16	8	3		56	8	1
Leukemia	3	3	1	6	11	7		1	82	6	3
Other Malignant Neoplasms	12	17	11	53	58	26	16	3	485	21	17
Diabetes Mellitus	7	5	6	22	37	9	6	2	196	13	4
Alzheimer's Disease	5	9	17	12	33	16	2		189	12	10
Major Cardiovascular Diseases	48	87	76	241	312	174	45	7	2,612	117	123
Diseases of the Heart	36	65	62	180	237	130	34	6	1,978	98	94
Hyp. Heart Dis. w/wo Renal Dis.	1	1	1	8	12	6	1		191		2
Ischemic Heart Disease	29	47	37	111	150	94	16	5	1,194	68	58
Other Diseases of the Heart	6	17	24	61	75	30	17	1	593	30	34
Hypertension/Hypertens. Renal Dis.	2			4	13	5	2		86	3	2
Cerebrovascular Diseases	7	21	9	39	51	33	7	1	438	13	25
Atherosclerosis			2	5	2	1			9		1
Other Diseases of Circulatory System	3	1	3	13	9	5	2		101	3	1
Influenza and Pneumonia	1	6	6	23	22	14	6		158	4	4
Chronic Lower Respiratory Diseases	1	11	17	46	58	25	6	3	414	17	21
Peptic Ulcer				2	1			1	14		
Chronic Liver Disease and Cirrhosis	2	1	3	6	14	8	2	1	92	3	6
Nephritis/Nephrotic Syn./Nephrosis	1	3	9	16	19	17	3		210	15	6
Pregnancy, Childbirth and Puerperium									3	1	
Certain Conditions Orig. in Perinatal Per.	1	3	2	4	8			1	61	3	
Congenital Malformations, etc.	1		2	3	3	2	1		52	1	1
Sudden Infant Death Syndrome						3			28		
Symptoms, Signs and Lab. Findings	3		3		3	5	1	1	28	1	3
All Other Diseases	18	39	54	176	211	72	28	5	1,509	82	42
Motor Vehicle Accidents	6	5	7	16	21	9	4	1	70	7	11
All Accidents (except motor vehicle)	8	8	7	50	37	11	3	1	436	14	9
Intentional Self-Harm (Suicide)	1	2	6	14	22	10	3	2	98	5	7
Assault (Homicide)			1	1	3	2			119		1
All Other External Causes				2		3		2	23	1	

**Cause of Death**

**Table 23. Deaths by Underlying Cause of Death and County of Residence, Wisconsin 2007**

	Oneida	Outagamie	Ozaukee	Pepin	Pierce	Polk	Portage	Price	Racine	Richland	Rock
<b>Total Deaths, All Causes</b>	422	1,190	690	76	232	406	481	192	1,495	183	1,267
<b>Male</b>	225	552	328	39	132	198	228	93	751	90	628
<b>Female</b>	197	638	362	37	100	208	253	99	744	93	639
Tuberculosis			1						1		
Human Immunodeficiency Virus		2				1				1	
Malignant Neoplasms	123	279	161	18	70	105	118	49	362	36	312
Stomach	2	4	3				4		8	1	2
Colon, Rectum, Anus	9	25	16	1	9	13	6	4	36	2	29
Pancreas	10	14	10	2	6	3	5	1	12	1	23
Trachea, Bronchus and Lung	38	60	32	3	17	30	28	13	90	7	90
Breast	9	22	12	1	9	2	10	4	27	2	19
Cervix Uteri, Corpus Uteri, Ovary	4	16	8	1	2	4	4	2	15	2	16
Prostate	14	14	14	2	5	5	4	1	25	4	9
Urinary Tract	6	16	6		5	7	12	6	19	1	18
Non-Hodgkin's Lymphoma	2	16	5	1	1	5	6	6	23	4	15
Leukemia	5	7	16		5	5	4		10	1	12
Other Malignant Neoplasms	24	85	39	7	11	31	35	12	97	11	79
Diabetes Mellitus	10	31	16	5	4	2	7	11	44	2	40
Alzheimer's Disease	11	59	37	3	5	18	31	7	59	2	64
Major Cardiovascular Diseases	139	375	263	28	59	139	150	69	486	79	359
Diseases of the Heart	101	273	203	21	44	99	115	52	377	55	263
Hyp. Heart Dis. w/wo Renal Dis.	4	6	11	1	1	4	8	4	10	1	9
Ischemic Heart Disease	62	161	131	14	24	62	81	30	232	34	158
Other Diseases of the Heart	35	106	61	6	19	33	26	18	135	20	96
Hypertension/Hypertens. Renal Dis.	2	10	1	2	1	1	2	1	11		10
Cerebrovascular Diseases	31	78	42	5	13	36	27	11	74	16	65
Atherosclerosis		2	9			1			2	3	7
Other Diseases of Circulatory Sys.	5	12	8		1	2	6	5	22	5	14
Influenza and Pneumonia	8	33	19		5	7	6	4	36	6	32
Chronic Lower Respiratory Diseases	23	46	32	1	17	9	21	7	94	10	76
Peptic Ulcer		1	1			1	1		2	1	3
Chronic Liver Disease and Cirrhosis	2	7	5	1	2	6	8		11	1	17
Nephritis/Nephrotic Syn./Nephrosis	7	24	15	1	3	14	3	8	45	3	19
Pregnancy, Childbirth and Puerperium		1			1						
Certain Conditions Orig. in Perinatal Per.	2	3	3			1	5	1	9	1	8
Congenital Malformations, etc.	1	7	3	1		2	4	2	7	2	7
Sudden Infant Death Syndrome		1									1
Symptoms, Signs and Lab. Findings		3				2			1		5
All Other Diseases	77	230	104	12	41	61	78	24	249	22	213
Motor Vehicle Accidents	8	23	10	1	10	12	10	5	25	4	30
All Accidents (except motor vehicle)	9	36	9		12	15	30	2	40	9	53
Intentional Self-Harm (Suicide)	2	28	10	5	3	9	8	3	18	4	18
Assault (Homicide)		1				2	1		5		7
All Other External Causes			1						1		3



## Cause of Death

**Table 23. Deaths by Underlying Cause of Death and County of Residence, Wisconsin 2007**

	Rusk	St. Croix	Sauk	Sawyer	Shawano	Sheboygan	Taylor	Trempealeau	Vernon	Vilas	Walworth
<b>Total Deaths, All Causes</b>	147	443	563	172	413	991	175	331	296	274	806
<b>Male</b>	75	223	272	87	214	447	92	175	158	149	370
<b>Female</b>	72	220	291	85	199	544	83	156	138	125	436
Tuberculosis											
Human Immunodeficiency Virus			1		1						
Malignant Neoplasms	35	125	130	43	91	223	40	69	66	71	183
Stomach		3	2			3	1	3	1		10
Colon, Rectum, Anus	4	10	15	6	10	26	2	7	8	5	21
Pancreas	1	7	6	3	4	9	2	5	2	6	10
Trachea, Bronchus and Lung	10	22	40	9	26	53	8	13	17	23	49
Breast	2	8	10	2	8	22	4	2	2	4	7
Cervix Uteri, Corpus Uteri, Ovary	2	7	9	2	5	11	2	4	4	2	12
Prostate	2	6	4	3	4	10	4	7	5	6	7
Urinary Tract	2	6	5	2	7	11	4	2	3	2	10
Non-Hodgkin's Lymphoma	3	9	4		1	12		4	3	4	9
Leukemia	1	4	6	2	5	6	1	2	4	4	5
Other Malignant Neoplasms	8	43	29	14	21	60	12	20	17	15	43
Diabetes Mellitus	4	5	19	5	25	30	2	10	2	6	23
Alzheimer's Disease	6	19	17	4	8	32		15	12	4	42
Major Cardiovascular Diseases	48	147	199	42	127	363	67	114	104	107	241
Diseases of the Heart	37	110	165	32	93	281	56	85	77	83	170
Hyp. Heart Dis. w/wo Renal Dis.		1	3		2	3		1	3		3
Ischemic Heart Disease	20	64	91	25	64	138	34	47	37	58	103
Other Diseases of the Heart	17	45	71	7	27	140	22	37	37	25	64
Hypertension/Hypertens. Renal Dis.		5			6	9	3	1	2	4	12
Cerebrovascular Diseases	7	28	26	9	26	67	5	25	17	17	45
Atherosclerosis	2		1			1					
Other Diseases of Circulatory Sys.	2	4	7	1	2	5	3	3	8	3	14
Influenza and Pneumonia	4	6	21	3	11	20	3	11	6	3	16
Chronic Lower Respiratory Diseases	7	21	27	16	33	35	10	22	16	20	51
Peptic Ulcer			2	1	1	3					1
Chronic Liver Disease and Cirrhosis	2	1	8	6	4	14	3	3	2	2	12
Nephritis/Nephrotic Syn./Nephrosis	6	7	12	3	7	20	4	11	10	6	16
Pregnancy, Childbirth and Puerperium						1		1		1	
Certain Conditions Orig. in Perinatal Per.		1	1		4			1	3		4
Congenital Malformations, etc.			1	2	1	4	1	1	1		3
Sudden Infant Death Syndrome		2				1					
Symptoms, Signs and Lab. Findings	1		1			1	2		2	1	3
All Other Diseases	28	77	83	31	71	182	36	50	54	36	148
Motor Vehicle Accidents	1	12	12	5	8	13	1	5	7	5	19
All Accidents (except motor vehicle)	4	9	23	8	14	30	3	10	8	6	26
Intentional Self-Harm (Suicide)		9	6	2	7	12	3	8	3		13
Assault (Homicide)		1		1		1					5
All Other External Causes	1	1				6				6	

## Cause of Death

**Table 23. Deaths by Underlying Cause of Death and County of Residence, Wisconsin 2007**

	Washburn	Washington	Waukesha	Waupaca	Waushara	Winnebago	Wood
<b>Total Deaths, All Causes</b>	163	924	2,731	685	271	1,272	731
<b>Male</b>	91	424	1,318	359	156	625	363
<b>Female</b>	72	500	1,413	326	115	647	368
Tuberculosis							
Human Immunodeficiency Virus			1				
Malignant Neoplasms	38	232	708	132	69	291	159
Stomach		2	7	5		5	1
Colon, Rectum, Anus		18	53	11	5	21	16
Pancreas	1	14	45	11	2	20	9
Trachea, Bronchus and Lung	19	59	201	31	23	90	35
Breast	1	25	58	9	3	11	10
Cervix Uteri, Corpus Uteri, Ovary	3	12	40	3	3	13	7
Prostate		17	36	7	2	19	17
Urinary Tract	1	13	28	9	5	13	12
Non-Hodgkin's Lymphoma	2	8	31	3	2	8	6
Leukemia	2	13	30	7	3	10	11
Other Malignant Neoplasms	9	51	179	36	21	81	35
Diabetes Mellitus	4	25	61	14	8	40	10
Alzheimer's Disease	6	49	80	17	7	44	29
Major Cardiovascular Diseases	58	273	820	258	94	409	240
Diseases of the Heart	47	191	626	192	78	306	170
Hyp. Heart Dis. w/wo Renal Dis.	1	6	20	4	2	21	8
Ischemic Heart Disease	32	121	388	123	50	161	98
Other Diseases of the Heart	14	64	218	65	26	124	64
Hypertension/Hypertens. Renal Dis.		11	17	4		17	8
Cerebrovascular Diseases	9	60	143	43	14	64	46
Atherosclerosis		3	7	6	1	4	2
Other Diseases of Circulatory System	2	8	27	13	1	18	14
Influenza and Pneumonia	5	21	63	20	1	20	21
Chronic Lower Respiratory Diseases	6	42	134	43	23	85	43
Peptic Ulcer	1	2	3			2	
Chronic Liver Disease and Cirrhosis	2	9	34	12	2	14	3
Nephritis/Nephrotic Syn./Nephrosis	4	12	75	18	2	21	15
Pregnancy, Childbirth and Puerperium		1	1			1	
Certain Conditions Orig. in Perinatal Per.		3	10	1	1	3	2
Congenital Malformations, etc.		3	10			6	2
Sudden Infant Death Syndrome			1				
Symptoms, Signs and Lab. Findings		3	3	1	7	2	4
All Other Diseases	27	170	521	135	42	235	147
Motor Vehicle Accidents	2	12	40	8	5	15	17
All Accidents (except motor vehicle)	7	49	117	18	4	58	26
Intentional Self-Harm (Suicide)	3	15	40	8	6	23	8
Assault (Homicide)			4			3	5
All Other External Causes		3	5				

Source: Bureau of Health Information and Policy, Division of Public Health, Department of Health Services. For the ICD-10 codes used for cause-of-death groupings, see Technical Notes, page 82. The total includes one record for which county of residence was unknown.

**Cause of Death**

**Table 24. Deaths by Specific Underlying Cause, Wisconsin 2007**

<b>Underlying Cause of Death</b>	<b>Total</b>	<b>Male</b>	<b>Female</b>
Total Deaths From All Causes	46,117	22,448	23,669
<b>I. Certain Infectious and Parasitic Diseases (A00-B99)</b>	<b>776</b>	<b>336</b>	<b>440</b>
<b>Intestinal Infectious Diseases (A00-A09)</b>	<b>117</b>	<b>34</b>	<b>83</b>
A04 Other Bacterial Intestinal Infections	104	32	72
A08 Viral and Other Specified Intestinal Infections	10	2	8
A09 Diarrhea and Gastroenteritis of Presumed Infectious Origin	3		3
<b>Tuberculosis (A15-A19)</b>	<b>5</b>	<b>1</b>	<b>4</b>
A16 Respiratory Tuberculosis, Not Confirmed Bacteriologically or Histologically	3	1	2
A18 Tuberculosis of Other Organs	2		2
<b>Other Bacterial Diseases (A30-A49)</b>	<b>477</b>	<b>202</b>	<b>275</b>
A31 Infection Due to Other Mycobacteria	7	2	5
A39 Meningococcal Infection	3	2	1
A40 Streptococcal Septicemia	8	3	5
A41 Other Septicemia	440	186	254
A43 Nocardiosis	2	1	1
A48 Other Bacterial Diseases, Not Elsewhere Classified	2	1	1
A49 Bacterial Infection of Unspecified Site	15	7	8
<b>Viral Infections of the Central Nervous System (A80-A89)</b>	<b>9</b>	<b>2</b>	<b>7</b>
A81 Atypical Virus Infections of Central Nervous System	6	2	4
A86 Unspecified Viral Encephalitis	3		3
<b>Viral Infections Characterized by Skin/Mucous Membrane Lesions (B00-B09)</b>	<b>11</b>	<b>3</b>	<b>8</b>
B00 Herpesviral (Herpes Simplex) Infections	5		5
B01 Varicella (Chickenpox)	1	1	
B02 Zoster (Herpes Zoster)	5	2	3
<b>Viral Hepatitis (B15-B19)</b>	<b>47</b>	<b>23</b>	<b>24</b>
B16 Acute Hepatitis B	6	2	4
B18 Chronic Viral Hepatitis	38	18	20
B19 Unspecified Viral Hepatitis	3	3	
<b>Human Immunodeficiency Virus (HIV) Disease (B20-B24)</b>	<b>49</b>	<b>38</b>	<b>11</b>
B20 HIV Disease Resulting in Infectious and Parasitic Diseases	17	15	2
B21 HIV Disease Resulting in Malignant Neoplasms	6	6	
B22 HIV Disease Resulting in Other Specified Diseases	4	2	2
B23 HIV Disease Resulting in Other Conditions	8	4	4
B24 Unspecified HIV Disease	14	11	3
<b>Other Viral Diseases (B25-B34)</b>	<b>12</b>	<b>4</b>	<b>8</b>
B25 Cytomegaloviral Disease	1		1
B27 Infectious Mononucleosis	1		1
B33 Other Viral Diseases, Not Elsewhere Classified	3	2	1
B34 Viral Infection of Unspecified Site	7	2	5
<b>Mycoses (B35-B49)</b>	<b>25</b>	<b>17</b>	<b>8</b>
B37 Candidiasis	6	3	3
B39 Histoplasmosis	1	1	

## Cause of Death

Underlying Cause of Death	Total	Male	Female
B40 Blastomycosis	6	5	1
B44 Aspergillosis	8	4	4
B45 Cryptococcosis	1	1	
B46 Zygomycosis	1	1	
B49 Unspecified Mycosis	2	2	
<b>Protozoal Diseases (B50-B64)</b>	<b>2</b>	<b>1</b>	<b>1</b>
B59 Pneumocystosis	2	1	1
<b>Sequelae of Infectious and Parasitic Diseases (B90-B94)</b>	<b>18</b>	<b>10</b>	<b>8</b>
B90 Sequelae of Tuberculosis	1		1
B91 Sequelae of Poliomyelitis	7	4	3
B94 Sequelae of Other and Unspecified Infectious and Parasitic Diseases	10	6	4
<b>Other Infectious Diseases (B99)</b>	<b>4</b>	<b>1</b>	<b>3</b>
B99 Other and Unspecified Infectious Diseases	4	1	3
<b>II. Neoplasms (C00-D48)</b>	<b>11,275</b>	<b>5,866</b>	<b>5,409</b>
<b>Malignant Neoplasms of Lip, Oral Cavity and Pharynx (C00-C14)</b>	<b>155</b>	<b>112</b>	<b>43</b>
C00 Lip	1	1	
C01 Base of Tongue	2	1	1
C02 Other and Unspecified Parts of Tongue	37	30	7
C04 Floor of Mouth	2	2	
C05 Palate	5	4	1
C06 Other and Unspecified Parts of Mouth	22	15	7
C07 Parotid Gland	6	4	2
C09 Tonsil	11	9	2
C10 Oropharynx	22	15	7
C11 Nasopharynx	16	10	6
C12 Pyriform Sinus	2	2	
C13 Hypopharynx	4	3	1
C14 Other and Ill-Defined Sites in Lip, Oral Cavity and Pharynx	25	16	9
<b>Malignant Neoplasms of Digestive Organs (C15-C26)</b>	<b>2,507</b>	<b>1,400</b>	<b>1,107</b>
C15 Esophagus	296	235	61
C16 Stomach	189	122	67
C17 Small Intestine	23	13	10
C18 Colon	777	369	408
C19 Rectosigmoid Junction	58	36	22
C20 Rectum	110	62	48
C21 Anus and Anal Canal	8	3	5
C22 Liver and Intrahepatic Bile Ducts	294	192	102
C23 Gallbladder	35	6	29
C24 Other and Unspecified Parts of Biliary Tract	49	23	26
C25 Pancreas	634	320	314
C26 Other and Ill-Defined Digestive Organs	34	19	15
<b>Malignant Neoplasms of Respiratory and Intrathoracic Organs (C30-C39)</b>	<b>2,998</b>	<b>1,682</b>	<b>1,316</b>
C31 Accessory Sinuses	9	6	3

## Cause of Death

Underlying Cause of Death	Total	Male	Female
C32 Larynx	71	57	14
C34 Bronchus and Lung	2,910	1,614	1,296
C37 Thymus	1	1	
C38 Heart, Mediastinum and Pleura	5	3	2
C39 Other and Ill-Defined Sites in Respir. System and Intrathoracic Organs	2	1	1
<b>Malignant Neoplasms of Bone and Articular Cartilage (C40-C41)</b>	<b>26</b>	<b>13</b>	<b>13</b>
C41 Bone and Articular Cartilage of Other and Unspecified Sites	26	13	13
<b>Melanoma and Other Malignant Neoplasms of Skin (C43-C44)</b>	<b>207</b>	<b>139</b>	<b>68</b>
C43 Malignant Melanoma of Skin	161	109	52
C44 Other Malignant Neoplasms of Skin	46	30	16
<b>Malignant Neoplasms of Mesothelial and Soft Tissue (C45-C49)</b>	<b>185</b>	<b>87</b>	<b>98</b>
C45 Mesothelioma	62	37	25
C47 Peripheral Nerves and Autonomic Nervous System	1	1	
C48 Retroperitoneum and Peritoneum	39	3	36
C49 Other Connective and Soft Tissue	83	46	37
<b>Malignant Neoplasm of Breast (C50)</b>	<b>729</b>	<b>8</b>	<b>721</b>
C50 Breast	729	8	721
<b>Malignant Neoplasms of Female Genital Organs (C51-C58)</b>	<b>637</b>		<b>637</b>
C51 Vulva	22		22
C52 Vagina	8		8
C53 Cervix Uteri	54		54
C54 Corpus Uteri	102		102
C55 Uterus, Part Unspecified	91		91
C56 Ovary	348		348
C57 Other and Unspecified Female Genital Organs	12		12
<b>Malignant Neoplasms of Male Genital Organs (C60-C63)</b>	<b>650</b>	<b>650</b>	
C60 Penis	6	6	
C61 Prostate	638	638	
C62 Testis	6	6	
<b>Malignant Neoplasms of Urinary Tract (C64-C68)</b>	<b>576</b>	<b>376</b>	<b>200</b>
C64 Kidney, Except Renal Pelvis	259	158	101
C65 Renal Pelvis	6	4	2
C66 Ureter	10	6	4
C67 Bladder	290	202	88
C68 Other and Unspecified Urinary Organs	11	6	5
<b>Malignant Neoplasms of Eye/Brain/Oth. Parts/Central Nervous Sys. (C69-C72)</b>	<b>281</b>	<b>163</b>	<b>118</b>
C69 Eye and Adnexa	5	3	2
C70 Meninges	3		3
C71 Brain	269	157	112
C72 Spinal Cord, Cranial Nerves and Other Parts of Central Nervous System	4	3	1
<b>Malignant Neoplasms of Thyroid and Other Endocrine Glands (C73-C75)</b>	<b>58</b>	<b>24</b>	<b>34</b>
C73 Thyroid Gland	44	18	26
C74 Adrenal Gland	12	4	8
C75 Other Endocrine Glands and Related Structures	2	2	

## Cause of Death

Underlying Cause of Death	Total	Male	Female
<b>Malignant Neoplasms of Ill-Defined, Secondary and Unspecified Sites (C76-C80)</b>	<b>682</b>	<b>340</b>	<b>342</b>
C76 Other and Ill-Defined Sites	38	8	30
C77 Secondary and Unspecified Malignant Neoplasm of Lymph Nodes	2	1	1
C78 Secondary Malignant Neoplasm of Respiratory and Digestive Organs	50	25	25
C79 Secondary Malignant Neoplasm of Other Sites	77	46	31
C80 Malignant Neoplasm Without Specification of Site	515	260	255
<b>Malignant Neoplasms of Lymphoid, Hematopoietic and Related Tissue (C81-C96)</b>	<b>1,146</b>	<b>639</b>	<b>507</b>
C81 Hodgkins Disease	23	14	9
C82 Follicular (Nodular) Non-Hodgkins Lymphoma	11	6	5
C83 Diffuse Non-Hodgkins Lymphoma	58	39	19
C84 Peripheral and Cutaneous T-Cell Lymphomas	16	11	5
C85 Other and Unspecified Types of Non-Hodgkins Lymphoma	349	176	173
C88 Malignant Immunoproliferative Diseases	8	2	6
C90 Multiple Myeloma and Malignant Plasma Cell Neoplasms	220	115	105
C91 Lymphoid Leukemia	132	79	53
C92 Myeloid Leukemia	221	138	83
C93 Monocytic Leukemia	2	1	1
C94 Other Leukemias of Specified Cell Type	2		2
C95 Leukemia of Unspecified Cell Type	103	58	45
C96 Other/Unspecified Malignant Neoplasms Lymphoid, Hematopoietic and Related Tissue	1		1
<b>Malignant Neoplasms of Independent (Primary) Multiple Sites (C97)</b>	<b>103</b>	<b>61</b>	<b>42</b>
C97 Independent (Primary) Multiple Sites	103	61	42
<b>Benign Neoplasms (D10-D36)</b>	<b>27</b>	<b>11</b>	<b>16</b>
D12 Colon, Rectum, Anus and Anal Canal	1	1	
D13 Other and Ill-Defined Parts of Digestive System	2	1	1
D23 Other Neoplasms of Skin	1	1	
D32 Meninges	19	6	13
D35 Other and Unspecified Endocrine Glands	4	2	2
<b>Neoplasms of Uncertain Or Unknown Behavior (D37-D48)</b>	<b>308</b>	<b>161</b>	<b>147</b>
D37 Oral Cavity and Digestive Organs	16	8	8
D38 Middle Ear and Respiratory and Intrathoracic Organs	12	6	6
D41 Urinary Organs	3		3
D43 Brain and Central Nervous System	67	32	35
D44 Endocrine Glands	4	2	2
D45 Polycythemia Vera	15	5	10
D46 Myelodysplastic Syndromes	132	74	58
D47 Other Neoplasms Uncertain or Unknown Behavior of Lymphoid, Hematopoietic and Related Tissue	38	27	11
D48 Other and Unspecified Sites	21	7	14

## Cause of Death

<b>Underlying Cause of Death</b>	<b>Total</b>	<b>Male</b>	<b>Female</b>
<b>III. Diseases of Blood and Blood-Forming Organs and Certain Disorders Involving the Immune Mechanisms (D50-D89)</b>	<b>153</b>	<b>71</b>	<b>82</b>
<b>Nutritional Anemias (D50-D53)</b>	<b>5</b>	<b>3</b>	<b>2</b>
D50 Iron Deficiency Anemia	4	2	2
D53 Other Nutritional Anemias	1	1	
<b>Hemolytic Anemias (D55-D59)</b>	<b>9</b>	<b>4</b>	<b>5</b>
D57 Sickle-Cell Disorders	4	3	1
D58 Other Hereditary Hemolytic Anemias	2		2
D59 Acquired Hemolytic Anemia	3	1	2
<b>Aplastic and Other Anemias (D60-D64)</b>	<b>74</b>	<b>36</b>	<b>38</b>
D60 Acquired Pure Red Cell Aplasia (Erythroblastopenia)	1		1
D61 Other Aplastic Anemias	17	11	6
D64 Other Anemias	56	25	31
<b>Coagulation Defects, Purpura and Other Hemorrhagic Conditions (D65-D69)</b>	<b>33</b>	<b>13</b>	<b>20</b>
D65 Disseminated Intravascular Coagulation (Defibrination Syndrome)	6	2	4
D67 Hereditary Factor IX Deficiency	1	1	
D68 Other Coagulation Defects	12	6	6
D69 Purpura and Other Hemorrhagic Conditions	14	4	10
<b>Other Diseases of Blood and Blood-Forming Organs (D70-D77)</b>	<b>13</b>	<b>7</b>	<b>6</b>
D70 Agranulocytosis	3		3
D72 Other Disorders of White Blood Cells	3	2	1
D73 Diseases of Spleen	1	1	
D75 Other Diseases of Blood and Blood-Forming Organs	2		2
D76 Certain Diseases Involving Lymphoreticular Tissue/Reticulohistiocytic System	4	4	
<b>Certain Disorders Involving the Immune Mechanism (D80-D89)</b>	<b>19</b>	<b>8</b>	<b>11</b>
D83 Common Variable Immunodeficiency	1		1
D84 Other Immunodeficiencies	2	1	1
D86 Sarcoidosis	14	6	8
D89 Other Disorders Involving Immune Mechanism, Not Elsewhere Classified	2	1	1
<b>IV. Endocrine, Nutritional and Metabolic Disease (E00-E90)</b>	<b>1,666</b>	<b>764</b>	<b>902</b>
<b>Disorder of Thyroid Gland (E00-E07)</b>	<b>34</b>	<b>4</b>	<b>30</b>
E03 Other Hypothyroidism	31	4	27
E05 Thyrotoxicosis (Hyperthyroidism)	3		3
<b>Diabetes Mellitus (E10-E14)</b>	<b>1,136</b>	<b>552</b>	<b>584</b>
E10 Insulin-Dependent Diabetes Mellitus	72	33	39
E11 Non-Insulin-Dependent Diabetes Mellitus	295	138	157
E13 Other Specified Diabetes Mellitus	1		1
E14 Unspecified Diabetes Mellitus	768	381	387
<b>Other Disorders of Glucose Regulation/Pancreatic Internal Secretion (E15-E16)</b>	<b>5</b>	<b>1</b>	<b>4</b>
E16 Other Disorders of Pancreatic Internal Secretion	5	1	4
<b>Disorders of Other Endocrine Glands (E20-E35)</b>	<b>14</b>	<b>7</b>	<b>7</b>
E21 Hyperparathyroidism and Other Disorders of Parathyroid Gland	2		2

## Cause of Death

Underlying Cause of Death	Total	Male	Female
E22 Hyperfunction of Pituitary Gland	1		1
E23 Hypofunction and Other Disorders of Pituitary Gland	1	1	
E24 Cushings Syndrome	2	1	1
E27 Other Disorders of Adrenal Gland	4	2	2
E34 Other Endocrine Disorders	4	3	1
<b>Malnutrition (E40-E46)</b>	<b>39</b>	<b>8</b>	<b>31</b>
E41 Nutritional Marasmus	1		1
E43 Unspecified Severe Protein-Energy Malnutrition	4	2	2
E46 Unspecified Protein-Energy Malnutrition	34	6	28
<b>Other Nutritional Deficiencies (E50-E64)</b>	<b>5</b>	<b>1</b>	<b>4</b>
E51 Thiamine Deficiency	1	1	
E53 Deficiency of Other B Group Vitamins	1		1
E63 Other Nutritional Deficiencies	3		3
<b>Obesity and Other Hyperalimentation (E65-E68)</b>	<b>75</b>	<b>31</b>	<b>44</b>
E66 Obesity	75	31	44
<b>Metabolic Disorders (E70-E90)</b>	<b>358</b>	<b>160</b>	<b>198</b>
E71 Disorders of Branched-Chain Amino-Acid Metabolism and Fatty-Acid Metabolism	3	3	
E72 Other Disorders of Amino-Acid Metabolism	4	1	3
E75 Disorders of Sphingolipid Metabolism and Other Lipid Storage Disorders	2		2
E76 Disorders of Glycosaminoglycan Metabolism	3	3	
E78 Disorders of Lipoprotein Metabolism and Other Lipidemias	161	76	85
E83 Disorders of Mineral Metabolism	12	7	5
E84 Cystic Fibrosis	10	4	6
E85 Amyloidosis	22	12	10
E86 Volume Depletion	71	21	50
E87 Other Disorders of Fluid, Electrolyte and Acid-Base Balance	53	22	31
E88 Other Metabolic Disorders	17	11	6
<b>V. Mental and Behavioral Disorders (F00-F99)</b>	<b>2,449</b>	<b>747</b>	<b>1,702</b>
<b>Organic, Including Symptomatic, Mental Disorders (F00-F09)</b>	<b>2,216</b>	<b>595</b>	<b>1,621</b>
F01 Vascular Dementia	112	37	75
F03 Unspecified Dementia	2,062	547	1,515
F05 Delirium, Not Induced By Alcohol/Other Psychoactive Substances	11	6	5
F06 Other Mental Disorders Due To Brain Damage and Dysfunction and to Physical Disease	30	5	25
F09 Unspecified Organic or Symptomatic Mental Disorder	1		1
<b>Mental and Behavior Disorders Due to Psychoactive Substance Abuse (F10-F19)</b>	<b>181</b>	<b>131</b>	<b>50</b>
F10 Use of Alcohol	164	122	42
F11 Use of Opioids	1	1	
F14 Use of Cocaine	3		3
F17 Use of Tobacco	9	5	4
F19 Multiple Drug Use and Use of Other Psychoactive Substances	4	3	1
<b>Schizophrenia, Schizotypal and Delusional Disorders (F20-F29)</b>	<b>13</b>	<b>6</b>	<b>7</b>
F20 Schizophrenia	11	5	6



## Cause of Death

Underlying Cause of Death	Total	Male	Female
F25 Schizoaffective Disorders	2	1	1
<b>Mood (Affective) Disorders (F30-F39)</b>	<b>14</b>	<b>4</b>	<b>10</b>
F31 Bipolar Affective Disorder	2	1	1
F32 Depressive Episodes	12	3	9
<b>Neurotic, Stress-Related and Somatoform Disorders (F40-F48)</b>	<b>2</b>	<b>1</b>	<b>1</b>
F41 Other Anxiety Disorders	1	1	
F42 Obsessive-Compulsive Disorder	1		1
<b>Behavior Syndromes Associated With Physiological Disturbances/Physical Factors (F50-F59)</b>	<b>7</b>	<b>2</b>	<b>5</b>
F50 Eating Disorders	6	1	5
F54 Psychological and Behavioral Factors Associated with Disorders/Diseases Classified Elsewhere	1	1	
<b>Mental Retardation (F70-F79)</b>	<b>13</b>	<b>8</b>	<b>5</b>
F72 Severe Mental Retardation	3	2	1
F73 Profound Mental Retardation	3	2	1
F79 Unspecified Mental Retardation	7	4	3
<b>Disorders of Psychological Development (F80-F89)</b>	<b>3</b>		<b>3</b>
F84 Pervasive Developmental Disorders	2		2
F89 Unspecified Disorder of Psychological Development	1		1
<b>VI. Diseases of the Nervous System (G00-G99)</b>	<b>2,851</b>	<b>1,164</b>	<b>1,687</b>
<b>Inflammatory Diseases of the Central Nervous System (G00-G09)</b>	<b>23</b>	<b>14</b>	<b>9</b>
G00 Bacterial Meningitis, Not Elsewhere Classified	5	3	2
G03 Meningitis Due to Other and Unspecified Causes	9	7	2
G04 Encephalitis, Myelitis and Encephalomyelitis	3	1	2
G06 Intracranial and Intrapinal Abscess and Granuloma	4	3	1
G08 Intracranial and Intrapinal Phlebitis and Thrombophlebitis	1		1
G09 Sequelae of Inflammatory Diseases of Central Nervous System	1		1
<b>Systemic Atrophies Primarily Affecting Central Nervous System (G10-G13)</b>	<b>190</b>	<b>107</b>	<b>83</b>
G10 Huntingtons Disease	15	11	4
G11 Hereditary Ataxia	2		2
G12 Spinal Muscular Atrophy and Related Syndromes	173	96	77
<b>Extrapyramidal and Movement Disorders (G20-G26)</b>	<b>482</b>	<b>291</b>	<b>191</b>
G20 Parkinsons Disease	469	288	181
G21 Secondary Parkinsonism	1		1
G23 Other Degenerative Diseases of the Basal Ganglia	6	1	5
G24 Dystonia	3	1	2
G25 Other Extrapyramidal and Movement Disorders	3	1	2
<b>Other Degenerative Diseases of the Nervous System (G30-G32)</b>	<b>1,732</b>	<b>531</b>	<b>1,201</b>
G30 Alzheimers Disease	1,656	488	1,168
G31 Other Degenerative Diseases of Nervous System, Not Elsewhere Classified	76	43	33
<b>Demyelinating Diseases of the Central Nervous System (G35-G37)</b>	<b>131</b>	<b>50</b>	<b>81</b>
G35 Multiple Sclerosis	129	49	80
G36 Other Acute Disseminated Demyelination	1		1

## Cause of Death

Underlying Cause of Death	Total	Male	Female
G37 Other Demyelinating Diseases of Central Nervous System	1	1	
<b>Episodic and Paroxysmal Disorders (G40-G47)</b>	<b>43</b>	<b>33</b>	<b>10</b>
G40 Epilepsy	12	10	2
G41 Status Epilepticus	8	6	2
G45 Transient Cerebral Ischemic Attacks and Related Syndromes	1	1	
G47 Sleep Disorders	22	16	6
<b>Nerve, Nerve Root and Plexus Disorders (G50-G59)</b>	<b>2</b>		<b>2</b>
G50 Disorders of Trigeminal Nerve	2		2
<b>Polyneuropathies and Oth Disorders of Peripheral Nervous System (G60-G64)</b>	<b>16</b>	<b>11</b>	<b>5</b>
G60 Hereditary and Idiopathic Neuropathy	4	1	3
G61 Inflammatory Polyneuropathy	4	4	
G62 Other Polyneuropathies	8	6	2
<b>Diseases of Myoneural Junction and Muscle (G70-G73)</b>	<b>59</b>	<b>31</b>	<b>28</b>
G70 Myasthenia Gravis and Other Myoneural Disorders	26	15	11
G71 Primary Disorders of Muscles	30	14	16
G72 Other Myopathies	3	2	1
<b>Cerebral Palsy and Other Paralytic Syndromes (G80-G83)</b>	<b>45</b>	<b>30</b>	<b>15</b>
G80 Infantile Cerebral Palsy	30	19	11
G81 Hemiplegia	1		1
G82 Paraplegia and Tetraplegia	14	11	3
<b>Other Disorders of the Nervous System (G90-G99)</b>	<b>128</b>	<b>66</b>	<b>62</b>
G90 Disorders of Autonomic Nervous System	5	2	3
G91 Hydrocephalus	17	9	8
G93 Other Disorders of Brain	99	50	49
G95 Other Diseases of Spinal Cord	6	4	2
G98 Other Disorders of Nervous System, Not Elsewhere Classified	1	1	
VII. Diseases of the Eye and Adnexa (H00-H59)	1		1
<b>Disorders of Choroid and Retina (H30-H36)</b>	<b>1</b>		<b>1</b>
H35 Other Retinal Disorders	1		1
VIII. Diseases of the Ear and Mastoid Process (H60-H95)	2	1	1
<b>Diseases of Middle Ear and Mastoid (H65-H75)</b>	<b>2</b>	<b>1</b>	<b>1</b>
H66 Suppurative and Unspecified Otitis Media	1	1	
H70 Mastoiditis and Related Conditions	1		1
IX. Diseases of the Circulatory System (I00-I99)	14,907	7,156	7,751
<b>Chronic Rheumatic Heart Diseases (I05-I09)</b>	<b>75</b>	<b>25</b>	<b>50</b>
I05 Rheumatic Mitral Valve Diseases	38	13	25
I06 Rheumatic Aortic Valve Diseases	1		1
I07 Rheumatic Tricuspid Valve Diseases	12	3	9
I08 Multiple Valve Diseases	16	6	10
I09 Other Rheumatic Heart Diseases	8	3	5
<b>Hypertensive Diseases (I10-I15)</b>	<b>871</b>	<b>337</b>	<b>534</b>
I10 Essential (Primary) Hypertension	237	75	162
I11 Hypertensive Heart Disease	417	167	250

## Cause of Death

Underlying Cause of Death	Total	Male	Female
I12 Hypertensive Renal Disease	164	69	95
I13 Hypertensive Heart and Renal Disease	53	26	27
<b>Ischemic Heart Diseases (I20-I25)</b>	<b>6,824</b>	<b>3,800</b>	<b>3,024</b>
I20 Angina Pectoris	1	1	
I21 Acute Myocardial Infarction	2,778	1,558	1,220
I22 Subsequent Myocardial Infarction	1	1	
I24 Other Acute Ischemic Heart Diseases	40	21	19
I25 Chronic Ischemic Heart Disease	4,004	2,219	1,785
<b>Pulmonary Heart Disease and Diseases of Pulmonary Circulation (I26-I28)</b>	<b>304</b>	<b>133</b>	<b>171</b>
I26 Pulmonary Embolism	188	86	102
I27 Other Pulmonary Heart Diseases	116	47	69
<b>Other Forms of Heart Disease (I30-I52)</b>	<b>3,494</b>	<b>1,467</b>	<b>2,027</b>
I31 Other Diseases of Pericardium	15	8	7
I33 Acute and Subacute Endocarditis	19	13	6
I34 Nonrheumatic Mitral Valve Disorders	61	22	39
I35 Nonrheumatic Aortic Valve Disorders	400	128	272
I38 Endocarditis, Valve Unspecified	134	53	81
I40 Acute Myocarditis	3	2	1
I42 Cardiomyopathy	489	277	212
I44 Atrioventricular and Left-Bundle-Branch Block	12	4	8
I45 Other Conduction Disorders	4		4
I46 Cardiac Arrest	45	23	22
I47 Paroxysmal Tachycardia	7	5	2
I48 Atrial Fibrillation and Flutter	430	141	289
I49 Other Cardiac Arrhythmias	318	158	160
I50 Heart Failure	1,419	571	848
I51 Complications and Ill-Defined Descriptions of Heart Disease	138	62	76
<b>Cerebrovascular Diseases (I60-I69)</b>	<b>2,632</b>	<b>1,042</b>	<b>1,590</b>
I60 Subarachnoid Hemorrhage	105	38	67
I61 Intracerebral Hemorrhage	344	172	172
I62 Other Nontraumatic Intracranial Hemorrhage	152	71	81
I63 Cerebral Infarction	128	62	66
I64 Stroke, Not Specified as Hemorrhage or Infarction	1,334	463	871
I67 Other Cerebrovascular Diseases	109	45	64
I69 Sequelae of Cerebrovascular Disease	460	191	269
<b>Diseases of Arteries, Arterioles and Capillaries (I70-I79)</b>	<b>636</b>	<b>320</b>	<b>316</b>
I70 Atherosclerosis	104	35	69
I71 Aortic Aneurysm and Dissection	339	202	137
I72 Other Aneurysm	13	8	5
I73 Other Peripheral Vascular Diseases	151	64	87
I74 Arterial Embolism and Thrombosis	12	2	10
I77 Other Disorders of Arteries and Arterioles	16	8	8
I78 Diseases of Capillaries	1	1	

## Cause of Death

Underlying Cause of Death	Total	Male	Female
<b>Diseases of Veins, Lymphatic Vessels and Lymph Nodes, Not Elsewhere Classified (I80-I89)</b>	<b>63</b>	<b>27</b>	<b>36</b>
I80 Phlebitis and Thrombophlebitis	47	24	23
I81 Portal Vein Thrombosis	2		2
I82 Other Venous Embolism and Thrombosis	5		5
I83 Varicose Veins of Lower Extremities	3	1	2
I87 Other Disorders of Veins	2		2
I89 Other Noninfective Disorders of Lymphatic Vessels and Lymph Nodes	4	2	2
<b>Other and Unspecified Disorders of Circulatory System (I95-I99)</b>	<b>8</b>	<b>5</b>	<b>3</b>
I95 Hypotension	2	2	
I99 Other and Unspecified Disorders of Circulatory System	6	3	3
<b>X. Diseases of the Respiratory System (J00-J99)</b>	<b>4,306</b>	<b>2,095</b>	<b>2,211</b>
<b>Acute Upper Respiratory Infections (J00-J06)</b>	<b>7</b>	<b>5</b>	<b>2</b>
J02 Acute Pharyngitis	2	2	
J04 Acute Laryngitis and Tracheitis	1	1	
J05 Acute Obstructive Laryngitis (Croup) and Epiglottitis	2	1	1
J06 Acute Upper Respiratory Infections of Multiple or Unspecified Sites	2	1	1
<b>Influenza and Pneumonia (J09-J18)</b>	<b>1,022</b>	<b>445</b>	<b>577</b>
J10 Influenza Due to Identified Influenza Virus	2		2
J11 Influenza, Virus Not Identified	12	4	8
J12 Viral Pneumonia, Not Elsewhere Classified	4	2	2
J13 Pneumonia Due to Streptococcus Pneumonia	5	2	3
J15 Bacterial Pneumonia, Not Elsewhere Classified	32	15	17
J18 Pneumonia, Organism Unspecified	967	422	545
<b>Other Acute Lower Respiratory Infections (J20-J22)</b>	<b>5</b>	<b>2</b>	<b>3</b>
J20 Acute Bronchitis	2	1	1
J21 Acute Bronchiolitis	1	1	
J22 Unspecified Acute Lower Respiratory Infection	2		2
<b>Other Diseases of Upper Respiratory Tract (J30-J39)</b>	<b>12</b>	<b>7</b>	<b>5</b>
J32 Chronic Sinusitis	2	1	1
J38 Diseases of Vocal Cords and Larynx, Not Elsewhere Classified	3	2	1
J39 Other Diseases of Upper Respiratory Tract	7	4	3
<b>Chronic Lower Respiratory Diseases (J40-J47)</b>	<b>2,395</b>	<b>1,180</b>	<b>1,215</b>
J40 Bronchitis, Not Specified as Acute or Chronic	6	2	4
J42 Unspecified Chronic Bronchitis	7	2	5
J43 Emphysema	239	126	113
J44 Other Chronic Obstructive Pulmonary Disease	2,073	1,027	1,046
J45 Asthma	62	20	42
J46 Status Asthmaticus	2		2
J47 Bronchiectasis	6	3	3
<b>Lung Diseases Due to External Agents (J60-J70)</b>	<b>364</b>	<b>203</b>	<b>161</b>
J60 Coalworkers Pneumoconiosis	1	1	
J61 Pneumoconiosis Due to Asbestos and Other Mineral Fibers	9	9	
J62 Pneumoconiosis Due to Dust Containing Silica	5	5	

## Cause of Death

Underlying Cause of Death	Total	Male	Female
J67 Hypersensitivity Pneumonitis Due to Organic Dust	1	1	
J68 Respiratory Conditions Due to Inhalation of Chemicals, Gases, Fumes and Vapor	1		1
J69 Pneumonitis Due to Solids and Liquids	345	186	159
J70 Respiratory Conditions Due to Other External Agents	2	1	1
<b>Other Respiratory Diseases Principally Affecting the Interstitium (J80-J84)</b>	<b>390</b>	<b>200</b>	<b>190</b>
J80 Adult Respiratory Distress Syndrome	27	11	16
J81 Pulmonary Edema	17	6	11
J82 Pulmonary Eosinophilia, Not Elsewhere Classified	2	1	1
J84 Other Interstitial Pulmonary Diseases	344	182	162
<b>Suppurative and Necrotic Conditions of Lower Respiratory Tract (J85-J86)</b>	<b>13</b>	<b>11</b>	<b>2</b>
J85 Abscess of Lung and Mediastinum	5	4	1
J86 Pyothorax	8	7	1
<b>Other Diseases of Pleura (J90-J94)</b>	<b>18</b>	<b>6</b>	<b>12</b>
J90 Pleural Effusion, Not Elsewhere Classified	11	3	8
J93 Pneumothorax	3		3
J94 Other Pleural Conditions	4	3	1
<b>Other Diseases of the Respiratory System (J95-J99)</b>	<b>80</b>	<b>36</b>	<b>44</b>
J96 Respiratory Failure, Not Elsewhere Classified	13	5	8
J98 Other Respiratory Disorders	67	31	36
<b>XI. Diseases of the Digestive System (K00-K93)</b>	<b>1,742</b>	<b>849</b>	<b>893</b>
<b>Diseases of Oral Cavity, Salivary Glands and Jaws (K00-K14)</b>	<b>3</b>	<b>2</b>	<b>1</b>
K04 Diseases of Pulp and Periapical Tissues	1	1	
K08 Other Disorders of Teeth and Supporting Structures	1	1	
K11 Diseases of Salivary Glands	1		1
<b>Diseases of Esophagus, Stomach and Duodenum (K20-K31)</b>	<b>135</b>	<b>65</b>	<b>70</b>
K20 Esophagitis	5	3	2
K21 Gastro-Esophageal Reflux Disease	13	7	6
K22 Other Diseases of Esophagus	28	18	10
K25 Gastric Ulcer	16	7	9
K26 Duodenal Ulcer	27	14	13
K27 Peptic Ulcer, Site Unspecified	21	6	15
K28 Gastrojejunal Ulcer	2		2
K29 Gastritis and Duodenitis	8	6	2
K31 Other Diseases of Stomach and Duodenum	15	4	11
<b>Diseases of Appendix (K35-K38)</b>	<b>8</b>	<b>3</b>	<b>5</b>
K35 Acute Appendicitis	6	2	4
K37 Unspecified Appendicitis	1	1	
K38 Other Diseases of Appendix	1		1
<b>Hernia (K40-K46)</b>	<b>43</b>	<b>16</b>	<b>27</b>
K40 Inguinal Hernia	5	3	2
K41 Femoral Hernia	1	1	
K43 Ventral Hernia	8	3	5
K44 Diaphragmatic Hernia	20	7	13

## Cause of Death

Underlying Cause of Death	Total	Male	Female
K46 Unspecified Hernia of Abdominal Cavity	9	2	7
<b>Noninfective Enteritis and Colitis (K50-K52)</b>	<b>68</b>	<b>28</b>	<b>40</b>
K50 Crohns Disease (Regional Enteritis)	12	8	4
K51 Ulcerative Colitis	6	6	
K52 Other Noninfective Gastroenteritis and Colitis	50	14	36
<b>Other Diseases of Intestines (K55-K63)</b>	<b>448</b>	<b>164</b>	<b>284</b>
K55 Vascular Disorders of Intestine	183	67	116
K56 Paralytic Ileus and Intestinal Obstruction Without Hernia	124	54	70
K57 Diverticular Disease of Intestine	67	18	49
K58 Irritable Bowel Syndrome	1		1
K59 Other Functional Intestinal Disorders	10	5	5
K60 Fissure and Fistula of Anal and Rectal Regions	1	1	
K61 Abscess of Anal and Rectal Regions	5	2	3
K62 Other Diseases of Anus and Rectum	5	1	4
K63 Other Diseases of Intestine	52	16	36
<b>Diseases of Peritoneum (K65-K67)</b>	<b>33</b>	<b>13</b>	<b>20</b>
K65 Peritonitis	29	11	18
K66 Other Disorders of Peritoneum	4	2	2
<b>Diseases of Liver (K70-K77)</b>	<b>634</b>	<b>389</b>	<b>245</b>
K70 Alcoholic Liver Disease	262	174	88
K72 Hepatic Failure, Not Elsewhere Classified	80	43	37
K74 Fibrosis and Cirrhosis of Liver	222	130	92
K75 Other Inflammatory Liver Diseases	8	3	5
K76 Other Diseases of Liver	62	39	23
<b>Disorders of Gallbladder, Biliary Tract and Pancreas (K80-K87)</b>	<b>160</b>	<b>72</b>	<b>88</b>
K80 Cholelithiasis	18	7	11
K81 Cholecystitis	53	25	28
K82 Other Diseases of Gallbladder	5	3	2
K83 Other Diseases of Biliary Tract	13	5	8
K85 Acute Pancreatitis	53	23	30
K86 Other Diseases of Pancreas	18	9	9
<b>Other Diseases of the Digestive System (K90-K93)</b>	<b>210</b>	<b>97</b>	<b>113</b>
K90 Intestinal Malabsorption	8	3	5
K92 Other Diseases of Digestive System	202	94	108
<b>XII. Diseases of the Skin and Subcutaneous Tissue (L00-L99)</b>	<b>64</b>	<b>23</b>	<b>41</b>
<b>Infections of the Skin and Subcutaneous Tissue (L00-L08)</b>	<b>30</b>	<b>10</b>	<b>20</b>
L02 Cutaneous Abscess, Furuncle and Carbuncle	6	4	2
L03 Cellulitis	18	5	13
L08 Other Local Infections of Skin and Subcutaneous Tissue	6	1	5
<b>Bullous Disorders (L10-L14)</b>	<b>2</b>		<b>2</b>
L12 Pemphigoid	1		1
L13 Other Bullous Disorders	1		1

## Cause of Death

Underlying Cause of Death	Total	Male	Female
<b>Urticaria and Erythema (L50-L54)</b>	<b>1</b>	<b>1</b>	
L51 Erythema Multiforme	1	1	
<b>Other Disorders of the Skin and Subcutaneous Tissue (L80-L99)</b>	<b>31</b>	<b>12</b>	<b>19</b>
L89 Decubitus Ulcer	23	8	15
L93 Lupus Erythematosus	1	1	
L97 Ulcer of Lower Limb, Not Elsewhere Classified	3	1	2
L98 Other Disorders of Skin and Subcutaneous Tissue, Not Elsewhere Classified	4	2	2
<b>XIII. Diseases of the Musculoskeletal System and Connective Tissue (M00-M99)</b>	<b>290</b>	<b>91</b>	<b>199</b>
<b>Infectious Arthropathies (M00-M03)</b>	<b>10</b>	<b>3</b>	<b>7</b>
M00 Pyogenic Arthritis	10	3	7
<b>Inflammatory Polyarthropathies (M05-M14)</b>	<b>54</b>	<b>16</b>	<b>38</b>
M05 Seropositive Rheumatoid Arthritis	5	3	2
M06 Other Rheumatoid Arthritis	40	6	34
M10 Gout	5	5	
M13 Other Arthritis	4	2	2
<b>Arthrosis (M15-M19)</b>	<b>27</b>	<b>7</b>	<b>20</b>
M16 Coxarthrosis (Arthrosis of Hip)	2	1	1
M19 Other Arthrosis	25	6	19
<b>Other Joint Disorders (M20-M25)</b>	<b>1</b>		<b>1</b>
M24 Other Specific Joint Derangements	1		1
<b>Systemic Connective Tissue Disorders (M30-M36)</b>	<b>69</b>	<b>20</b>	<b>49</b>
M31 Other Necrotizing Vasculopathies	15	5	10
M32 Systemic Lupus Erythematosus	20	6	14
M33 Dermatopolymyositis	5	1	4
M34 Systemic Sclerosis	21	5	16
M35 Other Systemic Involvement of Connective Tissue	8	3	5
<b>Deforming Dorsopathies (M40-M43)</b>	<b>7</b>	<b>1</b>	<b>6</b>
M40 Kyphosis and Lordosis	1		1
M41 Scoliosis	6	1	5
<b>Spondylopathies (M45-M49)</b>	<b>19</b>	<b>11</b>	<b>8</b>
M45 Ankylosing Spondylitis	2	2	
M46 Other Inflammatory Spondylopathies	8	3	5
M47 Spondylosis	3	2	1
M48 Other Spondylopathies	6	4	2
<b>Other Dorsopathies (M50-M54)</b>	<b>4</b>		<b>4</b>
M50 Cervical Disc Disorders	1		1
M53 Other Dorsopathies, Not Elsewhere Classified	1		1
M54 Dorsalgia	2		2
<b>Disorders of Muscles (M60-M63)</b>	<b>12</b>	<b>6</b>	<b>6</b>
M60 Myositis	1	1	
M62 Other Disorders of Muscle	11	5	6
<b>Other Soft Tissue Disorders (M70-M79)</b>	<b>5</b>	<b>2</b>	<b>3</b>
M72 Fibroblastic Disorders	5	2	3

## Cause of Death

Underlying Cause of Death	Total	Male	Female
<b>Disorders of Bone Density and Structure (M80-M85)</b>	<b>57</b>	<b>9</b>	<b>48</b>
M80 Osteoporosis With Pathological Fracture	23	4	19
M81 Osteoporosis Without Pathological Fracture	25	3	22
M84 Disorders of Continuity of Bone	9	2	7
<b>Other Osteopathies (M86-M90)</b>	<b>25</b>	<b>16</b>	<b>9</b>
M86 Osteomyelitis	22	15	7
M88 Pagets Disease of Bone (Osteitis Deformans)	2	1	1
M89 Other Disorders of Bone	1		1
<b>XIV. Diseases of the Genitourinary System (N00-N99)</b>	<b>1,353</b>	<b>599</b>	<b>754</b>
<b>Glomerular Diseases (N00-N08)</b>	<b>99</b>	<b>44</b>	<b>55</b>
N03 Chronic Nephritic Syndrome	90	38	52
N04 Nephrotic Syndrome	1	1	
N05 Unspecified Nephritic Syndrome	8	5	3
<b>Renal Tubulo-Interstitial Diseases (N10-N16)</b>	<b>28</b>	<b>9</b>	<b>19</b>
N10 Acute Tubulo-Interstitial Nephritis	1		1
N11 Chronic Tubulo-Interstitial Nephritis	1	1	
N12 Tubulo-Interstitial Nephritis, Not Specified As Acute Or Chronic	13	4	9
N13 Obstructive and Reflux Uropathy	11	4	7
N15 Other Renal Tubulo-Interstitial Diseases	2		2
<b>Renal Failure (N17-N19)</b>	<b>905</b>	<b>441</b>	<b>464</b>
N17 Acute Renal Failure	147	66	81
N18 Chronic Renal Failure	366	182	184
N19 Unspecified Renal Failure	392	193	199
<b>Urolithiasis (N20-N23)</b>	<b>6</b>	<b>2</b>	<b>4</b>
N20 Calculus of Kidney and Ureter	6	2	4
<b>Other Disorders of Kidney and Ureter (N25-N29)</b>	<b>11</b>	<b>7</b>	<b>4</b>
N28 Other Disorders of Kidney and Ureter, Not Elsewhere Classified	11	7	4
<b>Other Diseases of Urinary System (N30-N39)</b>	<b>277</b>	<b>75</b>	<b>202</b>
N30 Cystitis	1		1
N31 Neuromuscular Dysfunction of Bladder, Not Elsewhere Classified	4	2	2
N32 Other Disorders of Bladder	1		1
N39 Other Disorders of Urinary Tract	271	73	198
<b>Diseases of Male Genital Organs (N40-N51)</b>	<b>21</b>	<b>21</b>	
N40 Hyperplasia of Prostate	15	15	
N41 Inflammatory Diseases of Prostate	2	2	
N42 Other Disorders of Prostate	3	3	
N49 Inflammatory Disorders of Male Genital Organs, Not Elsewhere Classified	1	1	
<b>Disorders of Breast (N60-N64)</b>	<b>1</b>		<b>1</b>
N61 Inflammatory Disorders of Breast	1		1
<b>Inflammatory Diseases of Female Pelvic Organs (N70-N77)</b>	<b>3</b>		<b>3</b>
N73 Other Female Pelvic Inflammatory Diseases	2		2
N76 Other Inflammation of Vagina and Vulva	1		1



## Cause of Death

Underlying Cause of Death	Total	Male	Female
<b>Noninflammatory Disorders of Female Genital Tract (N80-N98)</b>	<b>2</b>		<b>2</b>
N83 Noninflammatory Disorders of Ovary/Fallopian Tube/Broad Ligament	1		1
N93 Other Abnormal Uterine and Vaginal Bleeding	1		1
<b>XV. Pregnancy, Childbirth and the Puerperium (O00-O99)</b>	<b>15</b>		<b>15</b>
<b>Pregnancy with Abortive Outcome (O00-O08)</b>	<b>1</b>		<b>1</b>
O03 Spontaneous Abortion	1		1
<b>Other Maternal Disorders Predominantly Related to Pregnancy (O20-O29)</b>	<b>4</b>		<b>4</b>
O26 Maternal Care For Other Conditions Predominantly Related to Pregnancy	4		4
<b>Complications of Labor and Delivery (O60-O75)</b>	<b>1</b>		<b>1</b>
O72 Postpartum Hemorrhage	1		1
<b>Complications Predominantly Related to the Puerperium (O85-O92)</b>	<b>1</b>		<b>1</b>
O86 Other Puerperal Infections	1		1
<b>Other Obstetric Conditions, Not Elsewhere Classified (O95-O99)</b>	<b>8</b>		<b>8</b>
O96 Death From Any Obstetric Cause Occurring More Than 42 Days But Less Than 1 Year After Delivery	2		2
O98 Maternal Infectious and Parasitic Diseases Classifiable Elsewhere But Complicating Pregnancy, Childbirth and the Puerperium	1		1
O99 Other Maternal Diseases Classifiable Elsewhere But Complicating Pregnancy, Childbirth and the Puerperium	5		5
<b>XVI. Certain Conditions Originating in the Perinatal Period (P00-P96)</b>	<b>213</b>	<b>115</b>	<b>98</b>
<b>Fetus and Newborn Affected By Maternal Factors &amp; Complications of Pregnancy, Labor &amp; Delivery (P00-P04)</b>	<b>38</b>	<b>28</b>	<b>10</b>
P00 Fetus and Newborn Affected By Maternal Conditions Unrelated to Present Pregnancy	1		1
P01 Fetus and Newborn Affected By Maternal Complications of Pregnancy	15	11	4
P02 Fetus and Newborn Affected By Complications of Placenta, Cord and Membrane	19	15	4
P03 Fetus and Newborn Affected By Other Complications of Labor and Delivery	2	1	1
P04 Fetus and Newborn Affected by Noxious Influence Transmitted Via Placenta/Breast Milk	1	1	
<b>Disorders Related to Length of Gestation and Fetal Growth (P05-P08)</b>	<b>90</b>	<b>40</b>	<b>50</b>
P05 Slow Fetal Growth and Fetal Malnutrition	3	1	2
P07 Disorders Related to Short Gestation and Low Birthweight, Not Elsewhere Classified	87	39	48
<b>Birth Trauma (P10-P15)</b>	<b>1</b>		<b>1</b>
P11 Other Birth Injuries to Central Nervous System	1		1
<b>Respiratory and Cardiovascular Disorders Specific to the Perinatal Period (P20-P29)</b>	<b>43</b>	<b>21</b>	<b>22</b>
P20 Intrauterine Hypoxia	1	1	
P21 Birth Asphyxia	4	4	
P22 Respiratory Distress of Newborn	13	7	6
P23 Congenital Pneumonia	1	1	
P25 Interstitial Emphysema and Related Conditions Originating in Perinatal Period	1		1
P26 Pulmonary Hemorrhage Originating in the Perinatal Period	2		2
P27 Chronic Respiratory Disease Originating in the Perinatal Period	4	1	3

## Cause of Death

Underlying Cause of Death	Total	Male	Female
P28 Other Respiratory Conditions Originating in the Perinatal Period	10	3	7
P29 Cardiovascular Disorders Originating in the Perinatal Period	7	4	3
<b>Infections Specific to Perinatal Period (P35-P39)</b>	<b>12</b>	<b>7</b>	<b>5</b>
P36 Bacterial Sepsis of Newborn	10	7	3
P39 Other Infections Specific to the Perinatal Period	2		2
<b>Hemorrhagic and Hematological Disorders of Fetus and Newborn (P50-P61)</b>	<b>9</b>	<b>8</b>	<b>1</b>
P52 Intracranial Nontraumatic Hemorrhage of Fetus and Newborn	9	8	1
<b>Digestive System Disorders of Fetus and Newborn (P75-P78)</b>	<b>2</b>	<b>1</b>	<b>1</b>
P77 Necrotizing Enterocolitis of Fetus and Newborn	2	1	1
<b>Conditions Involving the Integument and Temperature Regulation of Fetus and Newborn (P80-P83)</b>	<b>6</b>	<b>1</b>	<b>5</b>
P83 Other Conditions of Integument Specific to Fetus and Newborn	6	1	5
<b>Other Disorders Originating In Perinatal Period (P90-P96)</b>	<b>12</b>	<b>9</b>	<b>3</b>
P90 Convulsions of Newborn	1	1	
P91 Other Disturbances of Cerebral Status of Newborn	9	6	3
P96 Other Conditions Originating In the Perinatal Period	2	2	
<b>XVII. Congenital Malformations, Deformations &amp; Chromosomal Abnorm (Q00-Q99)</b>	<b>213</b>	<b>107</b>	<b>106</b>
<b>Congenital Malformations of the Nervous System (Q00-Q07)</b>	<b>30</b>	<b>15</b>	<b>15</b>
Q00 Anencephaly and Similar Malformations	4	2	2
Q01 Encephalocele	1		1
Q03 Congenital Hydrocephalus	8	5	3
Q04 Other Congenital Malformations of Brain	14	6	8
Q05 Spina Bifada	1	1	
Q07 Other Congenital Malformations of Nervous System	2	1	1
<b>Congenital Malformations of the Circulatory System (Q20-Q28)</b>	<b>56</b>	<b>31</b>	<b>25</b>
Q20 Congenital Malformations of Cardiac Chambers and Connections	4	2	2
Q21 Congenital Malformations of Cardiac Septa	6	5	1
Q22 Congenital Malformations of Pulmonary and Tricuspid Valves	1		1
Q23 Congenital Malformations of Aortic and Mitral Valves	10	4	6
Q24 Other Congenital Malformations of the Heart	20	13	7
Q25 Congenital Malformations of Great Arteries	4	2	2
Q26 Congenital Malformations of Great Veins	1	1	
Q27 Other Congenital Malformations of Peripheral Vascular System	10	4	6
<b>Congenital Malformations of the Respiratory System (Q30-Q34)</b>	<b>15</b>	<b>7</b>	<b>8</b>
Q31 Congenital Malformations of Larynx	2	1	1
Q33 Congenital Malformations of Lung	13	6	7
<b>Other Congenital Malformations of the Digestive System (Q38-Q45)</b>	<b>12</b>	<b>6</b>	<b>6</b>
Q40 Other Congenital Malformations of Upper Alimentary Tract	1	1	
Q41 Congenital Absence, Atresia and Stenosis of Small Intestine	1		1
Q43 Other Congenital Malformations of Intestine	6	2	4
Q44 Congenital Malformations of Gallbladder, Bile Ducts and Liver	3	2	1
Q45 Other Congenital Malformations of Digestive System	1	1	

## Cause of Death

Underlying Cause of Death	Total	Male	Female
<b>Congenital Malformations of the Urinary System (Q60-Q64)</b>	<b>18</b>	<b>12</b>	<b>6</b>
Q60 Renal Agenesis and Other Reduction Defects of Kidney	5	3	2
Q61 Cystic Kidney Disease	12	8	4
Q63 Other Congenital Malformations of Kidney	1	1	
<b>Congenital Malformations and Deformations of the Musculoskeletal System (Q65-Q79)</b>	<b>16</b>	<b>7</b>	<b>9</b>
Q74 Other Congenital Malformations of Limb(s)	1		1
Q75 Other Congenital Malformations of Skull and Face Bones	1		1
Q76 Congenital Malformations of Spine and Bony Thorax	2	1	1
Q77 Osteochondrodysplasia with Defects of Growth Tubular Bones and Spine	1		1
Q78 Other Osteochondrodysplasias	1	1	
Q79 Congenital Malformations of the Musculoskeletal System, Not Elsewhere Classified	10	5	5
<b>Other Congenital Malformations (Q80-Q89)</b>	<b>20</b>	<b>10</b>	<b>10</b>
Q82 Other Congenital Malformations of Skin	1		1
Q85 Phakomatoses, Not Elsewhere Classified	3	2	1
Q87 Other Specified Congenital Malformation Syndromes Affect Multiple Systems	4	2	2
Q89 Other Congenital Malformations, Not Elsewhere Classified	12	6	6
<b>Chromosomal Abnormalities, Not Elsewhere Classified (Q90-Q99)</b>	<b>46</b>	<b>19</b>	<b>27</b>
Q90 Downs Syndrome	24	11	13
Q91 Edwards Syndrome and Patau Syndrome	16	6	10
Q92 Other Trisomies and Partial Trisomies of the Autosomes, Not Elsewhere Classified	2		2
Q93 Monosomies and Deletions from the Autosomes, Not Elsewhere Classified	1		1
Q99 Other Chromosome Abnormalities, Not Elsewhere Classified	3	2	1
XVIII. Symptoms, Signs and Abnormal Clinical Lab Findings, Not Elsewhere Class. (R00-R99)	210	85	125
<b>Symptoms and Signs Involving the Circulatory and Respiratory Systems (R00-R09)</b>	<b>7</b>	<b>4</b>	<b>3</b>
R01 Cardiac Murmurs and Other Cardiac Sounds	1	1	
R02 Gangrene, Not Elsewhere Classified	1	1	
R04 Hemorrhage From Respiratory Passages	2		2
R06 Abnormalities of Breathing	2	1	1
R09 Other Symptoms and Signs Involving Circulatory and Respiratory System	1	1	
<b>Symptoms and Signs Involving the Digestive System and Abdomen (R10-R19)</b>	<b>8</b>	<b>1</b>	<b>7</b>
R10 Abdominal and Pelvic Pain	1		1
R13 Dysphagia	2	1	1
R17 Unspecified Jaundice	1		1
R19 Other Symptoms and Signs Involving the Digestive System and Abdomen	4		4
<b>Symptoms and Signs Involving the Skin and Subcutaneous Tissue (R20-R23)</b>	<b>1</b>		<b>1</b>
R22 Localized Swelling, Mass and Lump of Skin and Subcutaneous Tissue	1		1
<b>Symptoms and Signs Involving Cognition, Perception, Emotional State and Behavior (R40-R46)</b>	<b>2</b>		<b>2</b>
R41 Other Symptoms and Signs Involving Cognitive Functions and Awareness	2		2

## Cause of Death

Underlying Cause of Death	Total	Male	Female
<b>General Symptoms and Signs (R50-R69)</b>	<b>87</b>	<b>17</b>	<b>70</b>
R50 Fever of Unknown Origin	2		2
R53 Malaise and Fatigue	9		9
R54 Senility	12	2	10
R56 Convulsions, Not Elsewhere Classified	15	8	7
R57 Shock, Not Elsewhere Classified	4	1	3
R58 Hemorrhage, Not Elsewhere Classified	10	2	8
R62 Lack of Expected Normal Physiological Development	18	2	16
R63 Symptoms and Signs Concerning Food and Fluid Intake	9		9
R64 Cachexia	7	1	6
R68 Other General Symptoms and Signs	1	1	
<b>Abnormal Findings On Diagnostic Imaging and In Function Studies, Without Diagnosis (R90-R94)</b>	<b>1</b>		<b>1</b>
R91 Abnormal Findings On Diagnostic Imaging of Lung	1		1
<b>Ill-Defined and Unknown Causes of Mortality (R95-R99)</b>	<b>104</b>	<b>63</b>	<b>41</b>
R95 Sudden Infant Death Syndrome	48	28	20
R99 Other Ill-Defined and Unspecified Causes of Mortality	56	35	21
<b>XX. External Causes of Morbidity and Mortality (V01-Y89)</b>	<b>3,631</b>	<b>2,379</b>	<b>1,252</b>
<b>Pedestrian Injured In Transport Accident (V01-V09)</b>	<b>73</b>	<b>43</b>	<b>30</b>
V03 Pedestrian Injured in Collision with Car, Pick-Up Truck or Van	56	32	24
V04 Pedestrian Injured in Collision with Heavy Transport Vehicle or Bus	5	2	3
V05 Pedestrian Injured in Collision with Railway Train Or Railway Vehicle	4	4	
V09 Pedestrian Injured in Other and Unspecified Transport Accidents	8	5	3
<b>Pedal Cyclist Injured In Transport Accident (V10-V19)</b>	<b>12</b>	<b>11</b>	<b>1</b>
V13 Pedal Cyclist Injured in Collision with Car, Pick-Up Truck or Van	10	9	1
V18 Pedal Cyclist Injured in Noncollision Transport Accident	2	2	
<b>Motorcycle Rider Injured In Transport Accident (V20-V29)</b>	<b>103</b>	<b>97</b>	<b>6</b>
V20 Motorcycle Rider Injured in Collision with Pedestrian Or Animal	10	10	
V22 Motorcycle Rider Injured in Collision with 2 or 3 Wheeled Motor Vehicle	3	2	1
V23 Motorcycle Rider Injured in Collision with Car, Pick-Up Truck or Van	38	35	3
V24 Motorcycle Rider Injured in Collision with Heavy Transport Vehicle or Bus	1	1	
V27 Motorcycle Rider Injured in Collision with Fixed or Stationary Object	18	18	
V28 Motorcycle Rider Injured in Noncollision Transport Accident	28	27	1
V29 Motorcycle Rider Injured in Other and Unspecified Transport Accidents	5	4	1
<b>Car Occupant Injured In Transport Accident (V40-V49)</b>	<b>433</b>	<b>275</b>	<b>158</b>
V40 Car Occupant Injured in Collision with Pedestrian Or Animal	3	2	1
V42 Car Occupant Injured in Collision with 2 or 3 Wheeled Motor Vehicle	1		1
V43 Car Occupant Injured in Collision with Car/Pick-Up Truck/Van	178	90	88
V44 Car Occupant Injured in Collision with Heavy Transport Vehicle Or Bus	32	18	14
V45 Car Occupant Injured in Collision with Railway Train/Railway Vehicle	2	2	
V47 Car Occupant Injured in Collision with Fixed Or Stationary Object	101	74	27
V48 Car Occupant Injured in Noncollision Transport Accident	109	83	26
V49 Car Occupant Injured in Other and Unspecified Transport Accidents	7	6	1

## Cause of Death

Underlying Cause of Death	Total	Male	Female
<b>Occupant of Pick-Up Truck Or Van Injured In Transport Accident (V50-V59)</b>	<b>87</b>	<b>73</b>	<b>14</b>
V50 Occupant/Pick-Up Truck/Van Injured In Collision with Pedestrian or Animal	1	1	
V53 Occupant/Pick-Up Truck/Van Injured In Collision with Car/Pick-Up Truck/Van	18	13	5
V54 Occupant/Pick-Up Truck/Van Injured In Collision with Heavy Transport Vehicle/Bus	17	16	1
V57 Occupant/Pick-Up Truck/Van Injured In Collision with Fixed or Stationary Object	21	17	4
V58 Occupant/Pick-Up Truck/Van Injured In NonCollision Transport Accident	28	25	3
V59 Occupant/Pick-Up Truck/Van Injured In Other and Unspecified Transport Accident	2	1	1
<b>Occupant of Heavy Transport Vehicle Injured In Transport Accident (V60-V69)</b>	<b>11</b>	<b>10</b>	<b>1</b>
V63 Occupant/Heavy Transport Vehicle Injured in Collision with Car/Pick-Up Truck/Van	2	2	
V64 Occupant/Heavy Transport Vehicle Injured in Collision with Heavy Transport Vehicle or Bus	3	2	1
V68 Occupant/Heavy Transport Vehicle Injured In NonCollision Transport Accident	4	4	
V69 Occupant/Heavy Transport Vehicle Injured In Other and Unspecified Transport Accident	2	2	
<b>Other Land Transport Accidents (V80-V89)</b>	<b>88</b>	<b>74</b>	<b>14</b>
V80 Animal-Rider or Occupant of Animal-Drawn Vehicle Injured In Transport Accident	3	2	1
V81 Occupant of Railway Train/Railway Vehicle Injured in Transport Accident	1	1	
V83 Occupant/Special Vehicle Mainly Used on Industrial Premises Injured in Transport Accident	1	1	
V84 Occupant/Special Vehicle Mainly Used In Agriculture Injured in Transport Accident	1	1	
V86 Occupant/Special All-Terrain or Other Motor Vehicles Designed Primarily for Off-Road Use, Injured in Transport Accident	54	47	7
V87 Traffic Accident of Specified Type But Victims Mode of Transport Unknown	9	7	2
V89 Motor or Non-motor Vehicle Accident, Type of Vehicle Unspecified	19	15	4
<b>Water Transport Accidents (V90-V94)</b>	<b>8</b>	<b>7</b>	<b>1</b>
V90 Accident to Watercraft Causing Drowning and Submersion	2	2	
V91 Accident to Watercraft Causing Other Injury	2	2	
V92 Water Transport-Related Drowning and Submersion Without Accident to Watercraft	2	2	
V94 Other and Unspecified Water Transport Accidents	2	1	1
<b>Air and Space Transport Accidents (V95-V97)</b>	<b>5</b>	<b>4</b>	<b>1</b>
V95 Accident to Powered Aircraft Causing Injury to Occupant	3	2	1
V97 Other Specified Air Transport Accidents	2	2	
<b>Falls (W00-W19)</b>	<b>891</b>	<b>397</b>	<b>494</b>
W00 Fall On Same Level Involving Ice and Snow	5	5	
W01 Fall On Same Level From Slipping, Tripping and Stumbling	42	16	26
W03 Other Fall on Same Level Due to Collision With/Pushing by Another Person	1	1	
W04 Fall While Being Carried or Supported By Other Persons	9	4	5

## Cause of Death

Underlying Cause of Death	Total	Male	Female
W05 Fall Involving Wheelchair	33	8	25
W06 Fall Involving Bed	60	19	41
W07 Fall Involving Chair	16	8	8
W08 Fall Involving Other Furniture	8	6	2
W10 Fall On and from Stairs and Steps	81	53	28
W11 Fall On and from Ladder	5	5	
W12 Fall On and from Scaffolding	1	1	
W13 Fall From, Out of or Through Building Or Structure	10	8	2
W14 Fall From Tree	2	2	
W16 Diving/Jumping Into Water Causing Injury Other Than Drowning/Submersion	1	1	
W17 Other Fall From One Level to Another	17	13	4
W18 Other Fall On Same Level	330	136	194
W19 Unspecified Fall	270	111	159
<b>Exposure to Inanimate Mechanical Forces (W20-W49)</b>	<b>50</b>	<b>45</b>	<b>5</b>
W20 Struck By Thrown, Projected or Falling Object	11	9	2
W22 Striking Against or Struck By Other Equipment	2	2	
W23 Caught, Crushed, Jammed or Pinched in or Between Objects	4	4	
W24 Contact with Lifting and Transmission Devices, Not Elsewhere Classified	2	1	1
W26 Contact with Knife, Sword or Dagger	1	1	
W28 Contact with Powered Lawnmower	1	1	
W30 Contact with Agricultural Machinery	14	13	1
W31 Contact with Other and Unspecified Machinery	4	4	
W32 Handgun Discharge	3	3	
W33 Rifle, Shotgun and Larger Firearm Discharge	5	5	
W40 Explosion of Other Materials	2	1	1
W44 Foreign Body Entering Into or Through Eye or Natural Orifice	1	1	
<b>Exposure to Animate Mechanical Forces (W50-W64)</b>	<b>2</b>	<b>2</b>	
W55 Bitten or Struck By Other Mammals	2	2	
<b>Accidental Drowning and Submersion (W65-W74)</b>	<b>41</b>	<b>35</b>	<b>6</b>
W65 Drowning and Submersion While In Bathtub	1		1
W67 Drowning and Submersion While in Swimming Pool	5	2	3
W68 Drowning and Submersion Following Fall into Swimming Pool	1		1
W69 Drowning and Submersion While in Natural Water	20	20	
W70 Drowning and Submersion Following Fall into Natural Water	5	5	
W73 Other Specified Drowning and Submersion	2	2	
W74 Unspecified Drowning and Submersion	7	6	1
<b>Other Accidental Threats to Breathing (W75-W84)</b>	<b>94</b>	<b>49</b>	<b>45</b>
W75 Accidental Suffocation and Strangulation in Bed	24	12	12
W76 Other Accidental Hanging and Strangulation	5	4	1
W77 Threat to Breathing Due to Cave-In, Falling Earth and Other Substances	1	1	
W78 Inhalation of Gastric Contents	4	2	2
W79 Inhalation and Ingestion of Food Causing Obstruction of Respiratory Tract	24	15	9

## Cause of Death

Underlying Cause of Death	Total	Male	Female
W80 Inhalation and Ingestion of Other Objects Causing Obstruction of Respiratory Tract	19	6	13
W83 Other Specified Threats to Breathing	2		2
W84 Unspecified Threat to Breathing	15	9	6
<b>Exposure to Electric Current, Radiation and Extreme Ambient Air Temperature and Pressure (W85-W99)</b>	<b>8</b>	<b>5</b>	<b>3</b>
W85 Exposure to Electric Transmission Lines	4	2	2
W86 Exposure to Other Specified Electric Current	2	1	1
W87 Exposure to Unspecified Electric Current	2	2	
<b>Exposure to Smoke, Fire and Flames (X00-X09)</b>	<b>64</b>	<b>43</b>	<b>21</b>
X00 Exposure to Uncontrolled Fire in Building or Structure	56	37	19
X01 Exposure to Uncontrolled Fire, Not in Building or Structure	1	1	
X04 Exposure to Ignition of Highly Flammable Material	3	3	
X06 Exposure to Ignition or Melting of Other Clothing and Apparel	3	2	1
X08 Exposure to Other Specified Smoke, Fire and Flames	1		1
<b>Contact With Heat and Hot Substances (X10-X19)</b>	<b>1</b>		<b>1</b>
X11 Contact with Hot Tap Water	1		1
<b>Contact With Venomous Animals and Plants (X20-X29)</b>	<b>1</b>	<b>1</b>	
X23 Contact with Hornets, Wasps and Bees	1	1	
<b>Exposure to Forces of Nature (X30-X39)</b>	<b>19</b>	<b>13</b>	<b>6</b>
X30 Exposure to Excessive Natural Heat	3	2	1
X31 Exposure to Excessive Natural Cold	15	10	5
X33 Exposure to Lightning	1	1	
<b>Accidental Poisoning By and Exposure to Noxious Substances (X40-X49)</b>	<b>529</b>	<b>356</b>	<b>173</b>
X40 Accidental Poisoning by and Exposure to Nonopioid Analgesics, Antipyretics and Antirheumatics	6	2	4
X41 Accidental Poisoning by and Exposure to Antiepileptic, Sedative-Hypnotic, Antiparkinsonism and Psychotropic Drugs, Not Elsewhere Classified	20	13	7
X42 Accidental Poisoning by and Exposure to Narcotics and Psychodysleptics (Hallucinogens), Not Elsewhere Classified	251	197	54
X43 Accidental Poisoning by and Exposure to Other Drugs Acting on Autonomic Nervous System	1		1
X44 Accidental Poisoning by and Exposure to Other and Unspecified Drugs, Medicaments and Biological Substances	184	96	88
X45 Accidental Poisoning by and Exposure to Alcohol	34	26	8
X47 Accidental Poisoning by and Exposure to Other Gases and Vapors	24	16	8
X49 Accidental Poisoning by and Exposure to Other and Unspecified Chemicals and Noxious Substances	9	6	3
<b>Accidental Exposure to Other and Unspecified Factors (X58-X59)</b>	<b>29</b>	<b>15</b>	<b>14</b>
X58 Exposure to Other Specified Factors	2	2	
X59 Exposure to Unspecified Factor	27	13	14
<b>Intentional Self-Harm (X60-X84)</b>	<b>724</b>	<b>576</b>	<b>148</b>
X60 Intentional Self-Poisoning by and Exposure to Nonopioid Analgesics, Antipyretics and Antirheumatics	6	3	3
X61 Intentional Self-Poisoning by and Exposure to Antiepileptic, Sedative-Hypnotic, Antiparkinsonism and Psychotropic Drugs, Not Elsewhere Classified	27	15	12

## Cause of Death

<b>Underlying Cause of Death</b>	<b>Total</b>	<b>Male</b>	<b>Female</b>
X62 Intentional Self-Poisoning by and Exposure to Narcotics and Psychodysleptics (Hallucinogens), Not Elsewhere Classified	7	5	2
X63 Intentional Self-Poisoning by and Exposure to Other Drugs Acting on the Autonomic Nervous System	1		1
X64 Intentional Self-Poisoning by and Exposure to Other and Unspecified Drugs, Medicaments and Biological Substances	64	33	31
X66 Intentional Self-Poisoning by and Exposure to Organic Solvents and Halogenated Hydrocarbons and Their Vapors	4	3	1
X67 Intentional Self-Poisoning by and Exposure to Other Gases and Vapors	41	35	6
X69 Intentional Self-Poisoning by and Exposure to Other and Unspecified Chemicals and Noxious Substances	1	1	
X70 Intentional Self-Harm By Hanging, Strangulation and Suffocation	187	148	39
X71 Intentional Self-Harm By Drowning and Submersion	12	9	3
X72 Intentional Self-Harm By Handgun Discharge	175	142	33
X73 Intentional Self-Harm By Rifle, Shotgun and Larger Firearm Discharge	142	136	6
X74 Intentional Self-Harm By Other and Unspecified Firearm Discharge	18	16	2
X76 Intentional Self-Harm By Smoke, Fire and Flames	2	2	
X78 Intentional Self-Harm By Sharp Object	13	11	2
X80 Intentional Self-Harm By Jumping from a High Place	12	9	3
X81 Intentional Self-Harm By Jumping or Lying Before Moving Object	6	3	3
X82 Intentional Self-Harm By Crashing of Motor Vehicle	4	4	
X83 Intentional Self-Harm By Other Specified Means	1	1	
X84 Intentional Self-Harm By Unspecified Means	1		1
<b>Assault (X85-Y09)</b>	<b>196</b>	<b>140</b>	<b>56</b>
X85 Assault by Drugs, Medicaments and Biological Substances	3	1	2
X89 Assault by Other Specified Chemicals and Noxious Substances	1	1	
X91 Assault by Hanging, Strangulation and Suffocation	8	2	6
X92 Assault by Drowning and Submersion	1	1	
X93 Assault by Handgun Discharge	98	78	20
X94 Assault by Rifle, Shotgun and Larger Firearm Discharge	16	9	7
X95 Assault by Other and Unspecified Firearm Discharge	18	16	2
X97 Assault by Fire and Flames	5	4	1
X99 Assault by Sharp Object	16	10	6
Y00 Assault by Blunt Object	3	2	1
Y06 Neglect and Abandonment	3	2	1
Y07 Other Maltreatment Syndromes	5	3	2
Y08 Assault by Other Specified Means	5	3	2
Y09 Assault by Unspecified Means	14	8	6
<b>Event of Undetermined Intent (Y10-Y34)</b>	<b>73</b>	<b>43</b>	<b>30</b>
Y11 Poisoning by and Exposure to Antiepileptic, Sedative-Hypnotic, Antiparkinsonism and Psychotropic Drugs, Not Elsewhere Class., Undetermined Intent	3	1	2
Y12 Poisoning by and Exposure to Narcotics and Psychodysleptics (Hallucinogens), Not Elsewhere Classified, Undetermined Intent	23	10	13
Y14 Poisoning by and Exposure to Other and Unspecified Drugs, Medicaments and Biological Substances, Undetermined Intent	20	10	10
Y15 Poisoning by and Exposure to Alcohol, Undetermined Intent	1	1	



## Cause of Death

Underlying Cause of Death	Total	Male	Female
Y16 Poisoning by and Exposure to Organic Solvents and Halogenated Hydrocarbons and Their Vapors, Undetermined Intent	1	1	
Y17 Poisoning by and Exposure to Other Gases and Vapors, Undetermined Intent	3	3	
Y20 Hanging, Strangulation and Suffocation, Undetermined Intent	4	3	1
Y21 Drowning and Submersion, Undetermined Intent	5	5	
Y22 Handgun Discharge, Undetermined Intent	4	3	1
Y26 Exposure to Smoke, Fire and Flames, Undetermined Intent	1		1
Y33 Other Specified Events, Undetermined Intent	2	2	
Y34 Unspecified Event, Undetermined Intent	6	4	2
<b>Legal Intervention and Operations Of War (Y35-Y36)</b>	<b>6</b>	<b>6</b>	
Y35 Legal Intervention	6	6	
<b>Complications of Medical and Surgical Care (Y40-Y44)</b>	<b>9</b>	<b>8</b>	<b>1</b>
Y40 Systemic Antibiotics	1	1	
Y44 Agents Primarily Affecting Blood Constituents	1	1	
Y45 Analgesics, Antipyretics and Anti-Inflammatory Drugs	2	1	1
Y49 Psychotropic Drugs, Not Elsewhere Classified	1	1	
Y54 Agents Primarily Affecting Water-Balance/Mineral/Uric Acid Metabolism	1	1	
Y57 Other and Unspecified Drugs and Medicaments	3	3	
<b>Surgical and Other Medical Procedures as the Cause of Abnormal Reaction of Patient or of Later Complication, Without Mention of Misadventure at the Time of the Procedure (Y83-Y84)</b>	<b>23</b>	<b>8</b>	<b>15</b>
Y83 Surgical Operation and Other Surgical Procedures as Cause of Abnormal Reaction of Patient or Later Complication, Without Mention of Misadventure at the Time of Procedure	20	7	13
Y84 Other Medical Procedures as Cause of Abnormal Reaction of Patient, or of Later Complication, Without Mention of Misadventure at Time of Procedure	3	1	2
<b>Sequelae of External Causes of Morbidity and Mortality (Y85-Y89)</b>	<b>51</b>	<b>43</b>	<b>8</b>
Y85 Sequelae of Transport Accidents	20	15	5
Y86 Sequelae of Other Accidents	24	21	3
Y87 Sequelae of Intentional Self-Harm, Assault and Events of Undetermined Intent	5	5	
Y88 Sequelae of Surgical and Medical Care As External Cause	1	1	
Y89 Sequelae of Other External Causes	1	1	

Source: Bureau of Health Information and Policy, Division of Public Health, Department of Health Services.

Note: Underlying cause of death is the disease or injury that initiated events resulting in death.

## **Technical Notes**

### **Reporting Requirements**

As specified in Chapter 69, Wisconsin Statutes, the following is a brief outline of the sequence of events that take place when a death occurs in Wisconsin:

- Within 24 hours after being notified of a death, the filing party (usually a funeral director) must present a certificate of death to the physician or medical examiner responsible for completing and signing the medical certification.
- The medical certifier has six days after pronouncement of death to return the certificate of death back to the filing party.
- Within two days after receipt of the medical certification, the filing party must present the death certificate to the registration district (local Register of Deeds or City Health Office).
- There should be no more than nine calendar days total from date of death until filing at a local office.
- The local Register of Deeds or City Health Office must transmit the death certificate to the State Registrar within ten working days (not including weekends) after its receipt from the filing party.
- State statute allows up to 21 days from the date of death for notification to the State Registrar.

### International Classification of Disease (ICD-10) Codes

Causes of death for deaths that occurred in 2007 have been coded according to the World Health Organization's *International Classification of Diseases—Tenth Revision* (Geneva, Switzerland, 1992). This classification system is the current standard used by the National Center for Health Statistics. All of the cause-of-death groupings utilized in this report were recommended for state use by the National Center for Health Statistics and the World Health Organization.

Listed below are the ICD-10 codes used for ranking leading causes of death in Tables 11, 12, 13, 17, 18, 19, 20, 21 and 22 (List A). Please note that different groupings are used for ranking leading causes of infant deaths (age less than one year) in Tables 11, 12 and 13 (List B).

#### List A

Salmonella Infections (A01-A02)  
Shigellosis and Amebiasis (A03, A06)  
Tuberculosis (A16-A19)  
Whooping Cough (A37)  
Scarlet Fever and Erysipelas (A38, A46)  
Meningococcal Infection (A39)  
Septicemia (A40-A41)  
Syphilis (A50-A53)  
Acute Poliomyelitis (A80)  
Arthropod-Borne Viral Encephalitis (A83-A84, A85.2)  
Measles (B05)  
Viral Hepatitis (B15-B19)  
Human Immunodeficiency Virus (HIV) Disease (B20-B24)  
Malaria (B50-B54)  
Malignant Neoplasms (Cancer) (C00-C97)  
In Situ Neoplasms, Benign Neoplasms and Neoplasms of Uncertain or Unknown Behavior (D00-D48)  
Anemias (D50-D64)  
Diabetes Mellitus (E10-E14)  
Nutritional Deficiencies (E40-E64)  
Meningitis (G00, G03)  
Parkinson's Disease (G20-G21)  
Alzheimer's Disease (G30)  
Diseases of the Heart (I00-I09, I11, I13, I20-I51)  
Essential Hypertension and Hypertensive Renal Disease (I10, I12, I15)  
Cerebrovascular Diseases (Stroke) (I60-I69)  
Atherosclerosis (I70)  
Aortic Aneurysm and Dissection (I71)  
Influenza and Pneumonia (J09-J18)  
Acute Bronchitis and Bronchiolitis (J20-J21)  
Chronic Lower Respiratory Diseases (J40-J47)  
Pneumoconioses and Chemical Effects (J60-J66, J68)  
Pneumonitis Due to Solids and Liquids (J69)  
Peptic Ulcer (K25-K28)  
Diseases of Appendix (K35-K38)  
Hernia (K40-K46)

Chronic Liver Disease and Cirrhosis (K70, K73-K74)  
Cholelithiasis and Other Disorders of Gallbladder (K80-K82)  
Nephritis, Nephrotic Syndrome and Nephrosis (N00-N07, N17-N19, N25-N27)  
Infections of Kidney (N10-N12, N13.6, N15.1)  
Hyperplasia of Prostate (N40)  
Inflammatory Disease of Female Pelvic Organs (N70-N76)  
Pregnancy, Childbirth and the Puerperium (O00-O99)  
Certain Conditions Originating in the Perinatal Period (P00-P96)  
Congenital Malformations, Deformations and Chromosomal Abnormalities (Q00-Q99)  
Accidents (excluding medical/surgical complications) (V01-X59, Y85-Y86)  
Intentional Self-Harm (Suicide) (U03, X60-X84, Y87.0)  
Assault (Homicide) (U01-U02, X85-Y09, Y87.1)  
Legal Intervention (Y35, Y89.0)  
Operations of War and Their Sequelae (Y36, Y89.1)  
Complications of Medical and Surgical Care (Y40-Y84, Y88)  
All Other (All Other Codes)

### **List B (used for Tables 11, 12 and 13 for infants only)**

Diarrhea and Gastroenteritis of Presumed Infectious Origin (A09)  
Tuberculosis (A16-A19)  
Tetanus (A33, A35)  
Diphtheria (A36)  
Whooping Cough (A37)  
Meningococcal Infection (A39)  
Septicemia (A40-A41)  
Congenital Syphilis (A50)  
Gonococcal Infection (A54)  
Acute Poliomyelitis (A80)  
Varicella (Chickenpox) (B01)  
Measles (B05)  
Human Immunodeficiency Virus (HIV) Disease (B20-B24)  
Mumps (B26)  
Candidiasis (B37)  
Malaria (B50-B54)  
Pneumocystosis (B59)  
Malignant Neoplasms (C00-C97)  
In Situ Neoplasms, Benign Neoplasms and Neoplasms of Uncertain or Unknown Behavior (D00-D48)  
Diseases of the Blood and Blood-Forming Organs and Certain Disorders Involving the Immune Mechanism (D50-D89)  
Short Stature, Not Elsewhere Classified (E34.3)  
Nutritional Deficiencies (E40-E64)  
Cystic Fibrosis (E84)  
Volume Depletion, Disorders of Fluid, Electrolyte and Acid-Base Balance (E86-E87)  
Meningitis (G00, G03)  
Infantile Spinal Muscular Atrophy, Type I (Werdnig-Hoffman) (G12.0)  
Infantile Cerebral Palsy (G80)  
Anoxic Brain Damage, Not Elsewhere Classified (G93.1)  
Diseases of the Ear and Mastoid Process (H60-H93)

Diseases of the Circulatory System (I00-I99)  
Acute Upper Respiratory Infections (J00-J06)  
Influenza and Pneumonia (J09-J18)  
Acute Bronchitis and Acute Bronchiolitis (J20-J21)  
Bronchitis, Chronic and Unspecified (J40-J42)  
Asthma (J45-J46)  
Pneumonitis Due to Solids and Liquids (J69)  
Gastritis, Duodenitis and Noninfective Enteritis and Colitis (K29, K50-K55)  
Hernia of Abdominal Cavity and Intestinal Obstruction Without Hernia (K40-K46, K56)  
Renal Failure and Other Disorders of Kidney (N17-N19, N25, N27)  
Newborn Affected by Maternal Hypertensive Disorders (P00.0)  
Newborn Affected by Other Maternal Conditions Which May be Unrelated to  
Present Pregnancy (P00.1-P00.9)  
Newborn Affected by Maternal Complications of Pregnancy (P01)  
Newborn Affected by Complications of Placenta, Cord and Membranes (P02)  
Newborn Affected by Other Complications of Labor and Delivery (P03)  
Newborn Affected by Noxious Influences Transmitted Via Placenta or Breast Milk (P04)  
Slow Fetal Growth and Fetal Malnutrition (P05)  
Disorders Related to Short Gestation and Low Birth Weight, Not Elsewhere Classified (P07)  
Disorders Related to Long Gestation and High Birth Weight (P08)  
Birth Trauma (P10-P15)  
Intrauterine Hypoxia and Birth Asphyxia (P20-P21)  
Respiratory Distress of Newborn (P22)  
Congenital Pneumonia (P23)  
Neonatal Aspiration Syndromes (P24)  
Interstitial Emphysema and Related Conditions Originating in the Perinatal Period (P25)  
Pulmonary Hemorrhage Originating in the Perinatal Period (P26)  
Chronic Respiratory Disease Originating in the Perinatal Period (P27)  
Atelectasis (P28.0-P28.1)  
Bacterial Sepsis of Newborn (P36)  
Omphalitis of Newborn With or Without Mild Hemorrhage (P38)  
Neonatal Hemorrhage (P50-P52, P54)  
Hemorrhagic Disease of Newborn (P53)  
Hemolytic Disease of Newborn Due to Isoimmunization and Other Perinatal  
Jaundice (P55-P59)  
Hematological Disorders (P60-P61)  
Syndrome of Infant of a Diabetic Mother and Neonatal Diabetes Mellitus (P70.0-P70.2)  
Necrotizing Enterocolitis of Newborn (P77)  
Hydrops Fetalis Not Due to Hemolytic Disease (P83.2)  
Congenital Malformations, Deformations and Chromosomal Abnormalities (Q00-Q99)  
Sudden Infant Death Syndrome (R95)  
Accidents (excluding medical/surgical complications) (V01-X59)  
Assault (Homicide) (U01-U02, X85-Y09)  
Complications of Medical and Surgical Care (Y40-Y84)  
All Other (All Other Codes)

**International Classification of Disease (ICD-10) codes used for groupings in Table 10:**

Tuberculosis (A16-A19)  
Syphilis (A50-A53)  
Human Immunodeficiency Virus (HIV) Disease (B20-B24)  
Malignant Neoplasms (Cancer) (C00-C97)  
Diabetes Mellitus (E10-E14)  
Alzheimer's Disease (G30)  
Diseases of the Heart (I00-I09, I11, I13, I20-I51)  
Essential Hypertension and Hypertensive Renal Disease (I10, I12, I15)  
Cerebrovascular Diseases (Stroke) (I60-I69)  
Atherosclerosis (I70)  
Other Diseases of Circulatory System (I71-I78)  
Influenza and Pneumonia (J09-J18)  
Chronic Lower Respiratory Diseases (J40-J47)  
Peptic Ulcer (K25-K28)  
Chronic Liver Disease and Cirrhosis (K70, K73-K74)  
Nephritis, Nephrotic Syndrome and Nephrosis (N00-N07, N17-N19, N25-N27)  
Pregnancy, Childbirth and the Puerperium (O00-O99)  
Certain Conditions Originating in the Perinatal Period (P00-P96)  
Congenital Malformations, Deformations and Chromosomal Abnormalities (Q00-Q99)  
Sudden Infant Death Syndrome (R95)  
Symptoms, Signs and Abnormal Clinical and Laboratory Findings,  
Not Elsewhere Classified (R00-R94, R96-R99)  
Motor Vehicle Accidents (V02-V04, V09.0, V09.2, V12-V14, V19.0-V19.2, V19.4-V19.6,  
V20-V79, V80.3-V80.5, V81.0-V81.1, V82.0-V82.1, V83-V86, V87.0-V87.8,  
V88.0-V88.8, V89.0, V89.2)  
All Accidents (except motor vehicle) (V01, V05-V06, V09.1, V09.3-V09.9, V10-V11,  
V15-V18, V19.3, V19.8-V19.9, V800-V802, V80.6-V80.9, V81.2-V81.9,  
V82.2-V82.9, V87.9, V88.9, V89.1, V89.3, V89.9, V90-X59, Y40-Y86, Y88)  
Intentional Self-Harm (Suicide) (U03, X60-X84, Y87.0)  
Assault (Homicide) (U01-U02, X85-Y09, Y87.1)  
All Other External Causes (Y10-Y36, Y89, Y87.2)  
All Other Diseases (All Other Disease Codes)

**International Classification of Disease (ICD-10) codes used for groupings in Tables 14, 15, 16 and 23:**

Tuberculosis (A16-A19)  
Syphilis (A50-A53)  
Human Immunodeficiency Virus (HIV) Disease (B20-B24)  
Malignant Neoplasms (Cancer) (C00-C97)  
Malignant Neoplasm of Stomach (C16)  
Malignant Neoplasms of Colon, Rectum and Anus (C18-C21)  
Malignant Neoplasm of Pancreas (C25)  
Malignant Neoplasms of Trachea, Bronchus and Lung (C33-C34)  
Malignant Neoplasm of Breast (C50)  
Malignant Neoplasms of Cervix Uteri, Corpus Uteri and Ovary (C53-C56)  
Malignant Neoplasm of Prostate (C61)  
Malignant Neoplasms of Urinary Tract (C64-C68)

Non-Hodgkin's Lymphoma (C82-C85)  
Leukemia (C91-C95)  
Other Malignant Neoplasms (C00-C15, C17, C22-C24, C26-C32, C37-C49,  
C51-C52, C57-C60, C62-C63, C69-C81, C88, C90, C96-C97)  
Diabetes Mellitus (E10-E14)  
Alzheimer's Disease (G30)  
Major Cardiovascular Diseases (I00-I78)  
    Diseases of the Heart (I00-I09, I11, I13, I20-I51)  
        Hypertensive Heart Disease With or Without Renal Disease (I11, I13)  
        Ischemic Heart Diseases (I20-I25)  
        Other Diseases of the Heart (I00-I09, I26-I51)  
    Essential Hypertension and Hypertensive Renal Disease (I10, I12, I15)  
    Cerebrovascular Diseases (Stroke) (I60-I69)  
    Atherosclerosis (I70)  
    Other Diseases of Circulatory System (I71-I78)  
Influenza and Pneumonia (J09-J18)  
Chronic Lower Respiratory Diseases (J40-J47)  
Peptic Ulcer (K25-K28)  
Chronic Liver Disease and Cirrhosis (K70, K73-K74)  
Nephritis, Nephrotic Syndrome and Nephrosis (N00-N07, N17-N19, N25-N27)  
Pregnancy, Childbirth and the Puerperium (O00-O99)  
Certain Conditions Originating in the Perinatal Period (P00-P96)  
Congenital Malformations, Deformations and Chromosomal Abnormalities (Q00-Q99)  
Sudden Infant Death Syndrome (R95)  
Symptoms, Signs and Abnormal Clinical and Laboratory Findings,  
    Not Elsewhere Classified (R00-R94, R96-R99)  
All Other Diseases (All Other Disease Codes)  
Motor Vehicle Accidents (V02-V04, V09.0, V09.2, V12-V14, V19.0-V19.2, V19.4-V19.6,  
V20-V79, V80.3-V80.5, V81.0-V81.1, V82.0-V82.1, V83-V86, V87.0-V87.8,  
V88.0-V88.8, V89.0, V89.2)  
All Accidents (except motor vehicle) (V01, V05-V06, V09.1, V09.3-V09.9, V10-V11,  
V15-V18, V19.3, V19.8-V19.9, V80.0-V80.2, V80.6-V80.9, V81.2-V81.9,  
V82.2-V82.9, V87.9, V88.9, V89.1, V89.3, V89.9, V90-X59, Y40-Y86, Y88)  
Intentional Self-Harm (Suicide) (U03, X60-X84, Y87.0)  
Assault (Homicide) (U01-U02, X85-Y09, Y87.1)  
All Other External Causes (Y10-Y36, Y89, Y87.2)

## Map 2. Wisconsin Department of Health Services Regions, 2007



Source: Bureau of Health Information and Policy, Division of Public Health, Department of Health Services.

Note: New Department of Health Services regions were established in July 1996 and again in February 2004. Effective with 2003 data, Vernon County was included in the Southern Region instead of the Western Region. Comparisons with regional data in previous publications may therefore be affected.



**Table A1. Wisconsin Population Estimates by Age and Sex, July 1, 2007**

Age Group	Total	Male	Female
<b>All Ages</b>	<b>5,641,500</b>	<b>2,803,810</b>	<b>2,837,690</b>
Under 1	72,757	37,239	35,518
1-4	286,130	146,390	139,740
5-9	355,980	181,380	174,600
10-14	371,710	190,100	181,610
15-19	402,180	207,120	195,060
20-24	395,640	202,210	193,430
25-29	378,200	197,210	180,990
30-34	338,990	172,900	166,090
35-39	375,730	190,890	184,840
40-44	420,030	211,920	208,110
45-49	454,880	228,070	226,810
50-54	418,140	209,970	208,170
55-59	357,390	179,450	177,940
60-64	272,220	133,730	138,490
65-69	203,300	96,970	106,330
70-74	164,280	75,620	88,660
75-79	144,230	62,320	81,910
80-84	113,860	44,580	69,280
85-89	76,340	25,400	50,940
90-94	31,170	8,490	22,680
95 +	8,340	1,850	6,490

Source: Bureau of Health Information and Policy, Division of Public Health, Department of Health Services.

Note: Numbers may not sum to total due to rounding.  
The infant (under age 1) figures are the number of live births to Wisconsin residents that occurred in 2007.

**Table A2. Wisconsin Population Estimates by Age and Sex, July 1, 2006**

Age Group	Total	Male	Female
<b>All Ages</b>	<b>5,609,770</b>	<b>2,787,410</b>	<b>2,822,360</b>
Under 1	72,302	37,056	35,246
1-4	279,780	142,960	136,810
5-9	349,980	178,780	171,200
10-14	376,890	193,050	183,840
15-19	404,810	208,340	196,470
20-24	407,610	209,240	198,370
25-29	368,970	193,780	175,190
30-34	340,350	173,280	167,070
35-39	381,930	193,710	188,220
40-44	431,660	216,640	215,020
45-49	452,200	226,500	225,700
50-54	409,200	205,070	204,130
55-59	351,910	176,460	175,450
60-64	251,170	122,760	128,410
65-69	196,860	94,100	102,760
70-74	163,000	74,700	88,300
75-79	146,400	63,250	83,150
80-84	112,540	43,220	69,320
85-89	73,940	24,530	49,410
90-94	30,200	8,200	22,000
95 +	8,070	1,780	6,290

Source: Bureau of Health Information and Policy, Division of Public Health, Department of Health Services.

Note: Numbers may not sum to total due to rounding.  
The infant (under age 1) figures are the number of live births to Wisconsin residents that occurred in 2006.

**Table A3. Wisconsin Population Estimates by Race, Ethnicity and Sex, July 1, 2007**

RACE	Total		Hispanic/Latino		Non-Hispanic/Latino	
	Male	Female	Male	Female	Male	Female
White	2,505,143	2,528,659	135,368	114,788	2,369,775	2,413,871
Black/African American	164,074	173,419	4,814	4,942	159,260	168,477
American Indian	26,452	26,508	2,460	2,293	23,992	24,215
Asian	56,506	56,436	769	712	55,737	55,724
Native Hawaiian/Other Pacific Islander	1,158	1,115	308	266	850	849
Two or More Races	30,837	31,333	2,592	2,518	28,245	28,815
Total	2,784,170	2,817,470	146,311	125,519	2,637,859	2,691,951

Source: United States Census Bureau.

Note: Totals differ from those produced by the Bureau of Health Information and Policy that are shown in Table A1 because different methods were used to produce the estimates.

**Table A4. Wisconsin Life Expectancy by Sex and Age Group, 2005-2007**

Age Group	Life Expectancy (Years)		
	Males	Females	Total Population
0	77.0	81.8	79.4
1-4	76.5	81.3	78.9
5-9	72.6	77.3	75.0
10-14	67.8	72.5	70.2
15-19	62.9	67.6	65.3
20-24	58.1	62.7	60.5
25-29	53.5	57.9	55.7
30-34	48.8	53.0	51.0
35-39	44.1	48.2	46.2
40-44	39.4	43.4	41.5
45-49	34.8	38.7	36.8
50-54	30.4	34.0	32.3
55-59	26.0	29.5	27.9
60-64	21.9	25.1	23.6
65-69	18.1	21.0	19.7
70-74	14.5	17.1	15.9
75-79	11.3	13.5	12.6
80-84	8.5	10.2	9.6
85-89	6.2	7.5	7.1
90-94	4.3	5.1	4.9
95 +	2.9	3.5	3.4

Source: Bureau of Health Information and Policy, Division of Public Health, Department of Health Services.

Note: This table shows current life expectancy at various ages for Wisconsin's total population and for males and females. These life expectancy estimates are based on age-specific death rates that occurred during the three-year period 2005-2007.

For example, the life expectancy at birth in 2005-2007 was 79.4 years. This is the average number of years that babies born in these years would live if throughout their lives they experienced the age-specific death rates experienced in 2005-2007. For boys, life expectancy at birth was 77.0 years. For girls, life expectancy at birth was 81.8 years.

