

2011

Wisconsin
Deaths



State Vital Records Office
Office of Health Informatics
Division of Public Health
Wisconsin Department of Health Services

Page Intentionally Left Blank

Wisconsin Deaths

2011

January 2013

*Office of Health Informatics
Division of Public Health
Wisconsin Department of Health Services*

Foreword

This report, *Wisconsin Deaths, 2011*, presents key information about deaths of Wisconsin residents that occurred in 2011 and previous years. Information is included on the number and rate of deaths overall and by age, sex and cause. *Wisconsin Deaths* has been published annually since the 1995 data year, and replaced the earlier report series *Vital Statistics* (data years 1984-1994), *Public Health Statistics* (1952-1983), and *Annual Report of Morbidity and Mortality* (1948-1951).

The source of data for this report is death certificates filed with the State Registrar, Vital Records Section, Office of Health Informatics, Division of Public Health, Wisconsin Department of Health Services.

The Office of Health Informatics would like to recognize the following: local Register of Deeds offices and the Milwaukee and West Allis city health offices (for registering deaths), coroners and medical examiners (for certifying causes of death), hospitals and physicians (for certifying deaths), and funeral directors (for filing death certificates). We would also like to acknowledge and thank other states and countries for submitting data on deaths of Wisconsin residents that occurred in those places.

The Department of Health Services produced this publication. Staff of the Vital Records Registration and Statistics Unit, Office of Health Informatics, collected and compiled the death records. Joyce Knapton prepared the report and wrote the narrative. Patricia Nametz, Office of Health Informatics, edited the report. Draft review and comments were provided by Karl Pearson in the Office of Health Informatics. The report was prepared under the supervision of Jane Kraus, Supervisor, Registration and Statistics Unit, and John Kiesow, State Registrar, Vital Records Section.

Death, birth, hospitalization and other health-related statistical information for Wisconsin is also available through the Internet on the Department of Health Services website, at <http://dhs.wisconsin.gov/stats>. Wisconsin Interactive Statistics on Health (WISH) is a data query system that allows users to obtain death and other data tailored to their specifications, at <http://dhs.wisconsin.gov/wish>.

Comments, suggestions and requests for additional data may be addressed to:

Joyce Knapton
Office of Health Informatics
Division of Public Health
Department of Health Services
P.O. Box 309
Madison, WI 53701-0309
Telephone: (608) 267-7815
E-mail: Joyce.Knapton@dhs.wisconsin.gov

Suggested citation:

Wisconsin Department of Health Services, Division of Public Health, Office of Health Informatics. *Wisconsin Deaths, 2011* (P-45368-11). January 2013.

Note: This report is available on the Web at: <http://dhs.wisconsin.gov/deaths/>.

Table of Contents

Foreword	ii
Introduction	1
Key Findings	2
Deaths and Death Rates	
Table 1. Deaths and Death Rates, Wisconsin and U.S., Selected Years	3
Table 2. Deaths and Death Rates by Age and Sex, 2011.....	4
Table 3. Population, Deaths and Death Rates by Region of Residence, 2011	5
Table 4. Deaths by County of Residence, 2002-2011	6
Table 5. Deaths by County of Residence and Selected Minor Civil Divisions, 2011	8
Table 6. Deaths by County of Residence and Occurrence, 2011	12
Table 7. Deaths by Disposition of Body, 2002-2011	13
Table 8. Autopsies Performed by Age of Decedent, Selected Years, 1980-2011	14
Table 9. Deaths by Injury at Work by Age, Sex, Race and Hispanic Origin, 2011	15
Map 1. Number of Infant Deaths by County of Residence, 2011.....	16
Figure 1. Death Rates from Diseases of the Heart by Selected Age Groups and Sex, 2011	17
Figure 2. Death Rates from Malignant Neoplasms (Cancer) by Selected Age Groups and Sex, 2011.....	18
Figure 3. Death Rates from Cerebrovascular Diseases (Stroke) by Selected Age Groups and Sex, 2011.....	19
Cause of Death	
Table 10. Summary Categories of Cause of Death, 2011.....	20
Table 11. Leading Underlying Causes of Death by Age, 2010 and 2011	21
Table 12. Leading Underlying Causes of Death for Males, by Age, 2010 and 2011.....	24
Table 13. Leading Underlying Causes of Death for Females, by Age, 2010 and 2011	27
Table 14. Deaths by Underlying Cause of Death, Age and Sex, 2011.....	30
Table 15. Deaths by Underlying Cause of Death, Race and Sex, 2011.....	36
Table 16. Deaths by Underlying Cause of Death, Ethnicity and Sex, 2011	38
Table 17. Leading Underlying Causes of Death by Race, 2010 and 2011	39
Table 18. Leading Underlying Causes of Death for Males by Race, 2010 and 2011.....	41
Table 19. Leading Underlying Causes of Death for Females by Race, 2010 and 2011	43
Table 20. Leading Underlying Causes of Death by Ethnicity, 2010 and 2011	45
Table 21. Leading Underlying Causes of Death for Males by Ethnicity, 2010 and 2011	46
Table 22. Leading Underlying Causes of Death for Females by Ethnicity, 2010 and 2011	47
Table 23. Deaths by Underlying Cause of Death and County of Residence, 2011	48
Table 24. Deaths by Leading Specific Underlying Cause, 2011	55
Technical Notes	
Reporting Requirements	79
International Classification of Disease (ICD-10) Groupings	80
Map 2. Department of Health Services Regions	85
Table A1. Wisconsin Population Estimates by Age and Sex, July 1, 2011	86
Table A2. Wisconsin Population Estimates by Age and Sex, July 1, 2010	87
Table A3. Wisconsin Population Estimates by Race, Ethnicity and Sex, July 1, 2011	88
Table A4. Wisconsin Life Expectancy by Sex and Age Group, 2009-2011	89
Table A5. Wisconsin Population Estimates by County, July 1, 2011	90

Introduction

All tables and figures in this report present Wisconsin resident data (deaths of Wisconsin residents). This means that deaths have been assigned to the area where the person lived (usually legal residence), regardless of where the death occurred. Most of the deaths reported in this publication occurred in Wisconsin, although the State Vital Records Office receives death certificates of Wisconsin residents from other states and countries as well.

Chapter 69, Wisconsin Statutes, authorizes the Department of Health Services to supervise and direct the collection of death data. This statute also indicates how local registrars are to collect and file certificates for deaths that occur in their jurisdictions.

Beginning with 1999 data, causes of death have been coded using the International Classification of Diseases, Tenth Revision (ICD-10). ICD-10 replaced the ICD-9 that was used to code death data for the years 1979-1998. ICD-10 is a classification system that was developed collaboratively by the World Health Organization (WHO) and 10 international centers to reflect advances in medical science and changes in diagnostic terminology, and to promote international comparability in the presentation of mortality statistics.

A comparability table has been prepared to assist the reader in comparing numbers of deaths by cause between 1999 (and subsequent years) and the years before 1999. The table is available through the Internet on the Department of Health Services website at: <http://dhs.wisconsin.gov/deaths/>.

Key Findings

- In 2011, there were 48,101 deaths of Wisconsin residents, 889 more than in 2010.
- In 2011, the Wisconsin death rate (deaths per 1,000 population) was 8.4, slightly higher than the death rate in 2010 (8.3).
- Age-specific death rates for males generally exceed death rates for females. However, among persons aged 80 and older, the number of female deaths is greater than the number of male deaths (even though male death rates remain generally higher). This is because many more females than males live past the age of 80.
- For the first time, cremations exceeded burials in Wisconsin. Cremations constituted 47% of dispositions in 2011 (compared to 45% in 2010 and 29% in 2002); burials constituted 46% of total deaths in 2011 (compared to 47% in 2010 and 62% in 2002).
- The number of infant deaths (deaths before one year of age) increased from 393 in 2010 to 427 in 2011.
- A total of 37 deaths were reported as due to injuries at work in 2011; this was lower than the number reported for 2010 (57).
- As in previous years, the two leading causes of death in 2011 were diseases of the heart and malignant neoplasms (cancer). These two causes of death accounted for 47% of total deaths among Wisconsin residents. The third leading cause of death in 2011 was chronic lower respiratory diseases, but in 2010 it was cerebrovascular disease.
- Accidents were the leading underlying cause of death among males ages 1-44. For males aged 45 and older, cancer and heart disease were the two leading causes of death.
- Accidents were the leading underlying cause of death among females ages 15-24. Cancer was the leading cause of death among girls ages 1-14 and women 25-84 years of age.
- Cancer and diseases of the heart were the two leading underlying causes of death in each race group. In 2011, cancer accounted for 24 percent of deaths among African Americans and whites, 17 percent of deaths among American Indians and 27 percent among Asians. Diseases of the heart accounted for 22 percent of deaths among African Americans, 24 percent of deaths among whites, 20 percent of deaths among American Indians and 15 percent of deaths among Asians.
- Accidents were the third leading cause of death among males of all races except for Asian males, for whom cerebrovascular disease was the third leading cause.
- Among females in every race group, diseases of the heart, malignant neoplasms (cancer) and cerebrovascular disease were the three leading underlying causes of death in 2011.
- Cancer and accidents were the leading causes of death among Hispanics/Latinos in 2011. Cancer accounted for 21 percent of deaths among Hispanics and 24 percent of deaths among non-Hispanics in 2011.
- There were 13 maternal deaths in 2011, more than in 2010 (11). Maternal deaths are deaths attributed to pregnancy-related health conditions or events of delivery.

Table 1. Deaths and Death Rates, Wisconsin and United States, Selected Years, 1910-2011

Year	Number of Wisconsin Deaths	Wisconsin Death Rate	U.S. Death Rate
1910	28,213	12.1	14.7
1915	26,676	10.7	13.5
1920	29,859	11.3	13.0
1925	29,380	10.5	11.8
1930	30,488	10.4	11.3
1935	30,404	10.0	10.9
1940	31,457	10.0	10.8
1945	31,776	10.7	10.6
1950	33,573	9.7	9.6
1955	35,250	9.6	9.3
1960	38,121	9.6	9.5
1965	40,146	9.5	9.4
1970	40,820	9.2	9.5
1975	39,916	8.8	8.9
1980	40,801	8.7	8.8
1985	41,434	8.7	8.7
1990	42,655	8.7	8.6
1995	45,037	8.8	8.8
2000	46,405	8.7	8.7
2005	46,544	8.3	8.3
2006	46,051	8.2	8.1
2007	46,117	8.2	8.0
2008	46,526	8.2	8.1
2009	45,598	8.0	7.9
2010	47,212	8.3	8.0
2011	48,101	8.4	8.1

Source: Wisconsin data are from the Office of Health Informatics, Division of Public Health, Department of Health Services. U.S. death rates through 1995 are final data from the *Monthly Vital Statistics Reports* of the National Center for Health Statistics; this report is now titled *National Vital Statistics Reports*. U.S. death rates for 2000-2009 are final data from the *National Vital Statistics Reports*. The U.S. death rate for 2010 was taken from *National Vital Statistics Reports*, “Deaths: Preliminary Data for 2010,” Volume 60, No. 4, January 11, 2012. The U.S. death rate for 2011 was taken from *National Vital Statistics Reports*, “Deaths: Preliminary Data for 2011,” Volume 61, No. 6, October 10, 2012.

Note: Rates shown here are deaths per 1,000 population.

- In 2011, there were 48,101 deaths of Wisconsin residents, 889 more than in 2010.
- In 2011, the Wisconsin death rate (deaths per 1,000 population) was 8.4, slightly higher than the death rate in 2010 (8.3).
- The Wisconsin death rate has been similar to the United States death rate every year since 1945.

Table 2. Deaths and Death Rates by Age and Sex, Wisconsin 2011

Age Group	Total		Male		Female	
	Number of Deaths	Death Rate	Number of Deaths	Death Rate	Number of Deaths	Death Rate
All Ages	48,101	843.4	23,490	829.5	24,609	857.0
Under 1	425	643.3	229	678.2	196	607.0
1-4	72	25.0	38	25.8	34	24.2
5-9	30	8.2	21	11.2	9	5.0
10-14	56	15.0	28	14.7	28	15.3
15-19	177	44.5	122	59.9	55	28.4
20-24	295	76.1	209	105.6	86	45.4
25-29	313	84.4	227	120.6	86	47.1
30-34	359	99.8	255	139.1	104	59.0
35-39	390	117.5	240	142.7	150	91.6
40-44	626	166.5	372	196.1	254	136.4
45-49	1,133	269.0	692	328.4	441	209.4
50-54	1,806	409.0	1,117	506.7	689	311.6
55-59	2,519	635.2	1,573	794.2	946	476.6
60-64	3,001	895.0	1,806	1,084.3	1,195	708.2
65-69	3,281	1,401.9	1,932	1,708.1	1,349	1,115.5
70-74	4,064	2,291.5	2,292	2,760.1	1,772	1,878.9
75-79	4,956	3,520.9	2,649	4,237.7	2,307	2,948.2
80-84	7,066	6,011.1	3,470	7,188.7	3,596	5,190.5
85-89	8,092	10,409.0	3,426	12,503.6	4,666	9,269.0
90-94	6,258	18,405.9	2,112	22,000.0	4,146	16,991.8
95 +	3,180	31,673.3	680	34,343.4	2,500	31,017.4

Source: Office of Health Informatics, Division of Public Health, Department of Health Services. For the population data used to calculate rates, see Technical Notes, page 86.

Note: Rates by age and sex are deaths per 100,000 population in that age group or age/sex group. There were two deaths where sex was undetermined; these are included in the total only.

- Age-specific death rates generally increase with age, except that the death rate for infants (under age one) is higher than that for children in other age groups.
- Age-specific death rates for males generally exceed death rates for females. However, among persons aged 80 and older, the number of female deaths is greater than the number of male deaths (even though male death rates remain generally higher). This is because many more females than males live past the age of 80.

Table 3. Population, Deaths and Death Rates by Region of Residence, Wisconsin 2011

DHS Regions	Estimated Population	Number of Deaths	Death Rate
State Total	5,703,400	48,101	843.4
Northeastern	1,229,060	10,890	886.0
Northern	487,480	4,783	981.2
Southeastern	2,108,070	17,221	816.9
Southern	1,101,110	8,701	790.2
Western	777,680	6,506	836.6

Source: Office of Health Informatics, Division of Public Health, Department of Health Services.

Notes: Population numbers may not sum to total due to rounding. Rates shown here are deaths per 100,000 population. For a map of the Department of Health Services Regions, see Technical Notes, page 85. Effective with 2003 data, Vernon County is included in the Southern Region instead of the Western Region.

- In 2011, death rates ranged from a low of 790.2 per 100,000 population in the Department of Health Services' Southern Region to a high of 981.2 in the Northern Region. Differences in the death rate by region reflect many factors, including the age distribution of the region's population.

Deaths and Death Rates

Table 4. Deaths by County of Residence, Wisconsin 2002–2011

	2002	2003	2004	2005	2006	2007	2008	2009	2010	2011
State Total	46,893	46,040	45,488	46,544	46,051	46,117	46,526	45,598	47,212	48,101
Adams	218	239	220	225	218	250	202	227	255	237
Ashland	210	191	210	205	164	203	188	172	188	182
Barron	505	474	431	487	484	467	452	461	482	513
Bayfield	157	127	145	149	129	157	146	180	152	135
Brown	1,573	1,565	1,559	1,626	1,619	1,641	1,684	1,573	1,610	1,848
Buffalo	130	145	111	117	117	116	140	123	146	121
Burnett	212	193	174	182	181	166	153	144	135	164
Calumet	246	235	273	265	252	288	277	303	284	296
Chippewa	534	497	464	522	465	507	501	513	485	520
Clark	352	348	353	339	312	296	339	325	354	311
Columbia	519	485	496	498	465	502	502	480	514	521
Crawford	176	175	165	169	175	178	162	164	156	182
Dane	2,677	2,657	2,633	2,648	2,606	2,777	2,746	2,742	2,858	2,946
Dodge	895	919	823	826	871	871	844	841	913	838
Door	316	290	289	314	274	286	312	329	311	314
Douglas	454	450	448	425	448	439	415	394	397	410
Dunn	298	262	270	260	287	288	313	284	305	302
Eau Claire	703	687	700	704	772	719	708	697	703	781
Florence	48	53	54	45	51	46	56	48	66	44
Fond du Lac	877	866	887	1,000	941	932	915	842	902	912
Forest	102	109	101	103	128	120	120	106	109	115
Grant	465	496	506	484	518	511	477	466	504	506
Green	340	324	305	316	301	331	315	334	313	341
Green Lake	255	246	223	230	237	190	255	224	201	207
Iowa	191	189	202	177	197	185	204	164	208	216
Iron	87	92	89	110	78	85	76	87	83	76
Jackson	191	212	214	189	176	202	164	170	180	203
Jefferson	569	620	588	608	572	577	641	624	615	572
Juneau	262	311	279	278	267	277	269	258	274	275
Kenosha	1,249	1,266	1,295	1,253	1,260	1,306	1,254	1,215	1,272	1,385
Kewaunee	185	171	184	182	181	195	167	183	147	173
La Crosse	889	875	892	818	904	936	906	904	923	968
Lafayette	147	156	141	130	136	142	153	133	146	130
Langlade	244	236	244	233	216	242	251	228	202	228
Lincoln	346	294	287	316	296	286	322	290	300	326
Manitowoc	823	751	763	742	792	817	821	772	824	806

(continued)

Deaths and Death Rates

Table 4. Deaths by County of Residence, Wisconsin 2002–2011

	2002	2003	2004	2005	2006	2007	2008	2009	2010	2011
Marathon	990	946	925	976	932	1,035	1,092	1,019	1,100	1,162
Marinette	502	524	473	493	520	482	466	450	452	509
Marquette	166	169	167	185	180	159	155	161	179	158
Menominee	29	34	44	45	26	37	42	47	36	38
Milwaukee	9,022	8,614	8,492	8,605	8,190	8,151	8,026	7,856	8,147	8,080
Monroe	433	415	407	399	382	384	421	401	390	415
Oconto	315	329	327	327	323	315	349	347	356	350
Oneida	401	355	422	421	421	422	385	429	425	442
Outagamie	1,123	1,147	1,113	1,194	1,141	1,190	1,188	1,143	1,218	1,300
Ozaukee	568	620	635	605	678	690	679	688	744	672
Pepin	88	90	70	66	70	76	56	81	81	59
Pierce	251	228	232	229	215	232	249	242	231	203
Polk	417	419	397	401	404	406	448	409	401	377
Portage	463	417	454	491	459	481	460	448	477	504
Price	186	202	215	200	182	192	182	159	161	170
Racine	1,489	1,492	1,498	1,537	1,607	1,495	1,600	1,517	1,628	1,654
Richland	197	180	166	164	169	183	183	177	160	190
Rock	1,296	1,308	1,306	1,409	1,402	1,267	1,335	1,311	1,379	1,416
Rusk	179	170	176	191	167	147	158	159	170	169
St. Croix	484	464	413	429	435	443	473	519	541	525
Sauk	509	507	511	505	523	563	573	552	582	584
Sawyer	207	189	153	184	204	172	188	189	170	189
Shawano	457	445	422	448	429	413	448	375	449	438
Sheboygan	1,092	992	1,037	1,089	1,098	991	1,014	1,021	1,001	1,064
Taylor	202	172	159	196	149	175	195	191	198	176
Trempealeau	284	318	260	280	295	331	288	262	264	254
Vernon	309	286	271	324	281	296	294	294	270	319
Vilas	260	240	223	235	271	274	291	282	242	304
Walworth	815	788	871	860	845	806	789	844	836	891
Washburn	180	173	174	193	179	163	174	194	195	211
Washington	851	892	872	868	874	924	903	940	997	998
Waukesha	2,833	2,743	2,715	2,903	2,914	2,731	3,037	2,913	3,084	2,969
Waupaca	624	711	653	677	714	685	676	697	709	732
Waushara	250	268	296	237	246	271	249	223	259	272
Winnebago	1,280	1,315	1,247	1,258	1,321	1,272	1,330	1,355	1,397	1,473
Wood	696	672	674	745	714	731	679	702	762	730

Source: Office of Health Informatics, Division of Public Health, Department of Health Services.

Deaths and Death Rates

Table 5. Deaths by County of Residence and Selected Minor Civil Divisions, Wisconsin 2011

STATE TOTAL	48,101	Menasha (C) (Pt.)	9	Mount Horeb (V)	62
Urban*	36,871	New Holstein (C)	50	Oregon (T)	11
Balance of County	11,230	Sherwood (V)	9	Oregon (V)	63
		Balance of County	70	Pleasant Springs (T)	11
ADAMS	237			Springfield (T)	6
Rome (T)	27	CHIPPEWA	520	Stoughton (C)	144
Balance of County	210	Bloomer (C)	46	Sun Prairie (C)	194
		Chippewa Falls (C)	201	Verona (C)	110
ASHLAND	182	Eagle Point (T)	19	Waunakee (V)	104
Ashland (C) (Pt.)	104	Eau Claire (C) (Pt.)	4	Westport (T)	15
Balance of County	78	Lafayette (T)	36	Windsor (T)	23
		Lake Hallie (V)	20	Balance of County	226
BARRON	513	Stanley (C)	31		
Barron (C)	63	Wheaton (T)	12	DODGE	838
Rice Lake (C)	150	Balance of County	151	Ashippun (T)	14
Rice Lake (T)	7			Beaver Dam (C)	191
Balance of County	293	CLARK	311	Beaver Dam (T)	19
		Neillsville (C)	36	Fox Lake (T)	8
BAYFIELD	135	Balance of County	275	Horicon (C)	35
				Juneau (C)	42
BROWN	1,848	COLUMBIA	521	Mayville (C)	57
Allouez (V)	136	Columbus (C) (Pt.)	48	Watertown (C) (Pt.)	132
Ashwaubenon (V)	176	Lodi (C)	42	Waupun (C) (Pt.)	81
Bellevue (V)	84	Lodi (T)	6	Balance of County	259
De Pere (C)	210	Pacific (T)	18		
Green Bay (C)	847	Portage (C)	134	DOOR	314
Hobart (V)	20	Poynette (V)	15	Sevastopol (T)	27
Howard (V) (Pt.)	97	Balance of County	258	Sturgeon Bay (C)	135
Lawrence (T)	22			Balance of County	152
Ledgeview (T)	42	CRAWFORD	182		
Pittsfield (T)	14	Prairie du Chien (C)	80	DOUGLAS	410
Pulaski (V) (Pt.)	26	Balance of County	102	Superior (C)	267
Scott (T)	19			Balance of County	143
Suamico (V)	47	DANE	2,946		
Wrightstown (V) (Pt.)	6	Bristol (T)	5	DUNN	302
Balance of County	102	Burke (T)	11	Menomonie (C)	124
		Cottage Grove (T)	16	Menomonie (T)	20
BUFFALO	121	Cottage Grove (V)	29	Balance of County	158
Mondovi (C)	37	Cross Plains (V)	23		
Balance of County	84	DeForest (V)	74	EAU CLAIRE	781
		Dunn (T)	17	Altoona (C)	67
BURNETT	164	Edgerton (C) (Pt.)	2	Eau Claire (C) (Pt.)	543
		Fitchburg (C)	91	Pleasant Valley (T)	16
CALUMET	296	Madison (C)	1,427	Seymour (T)	15
Appleton (C) (Pt.)	47	Madison (T)	3	Union (T)	10
Brillion (C)	29	Marshall (V)	25	Washington (T)	17
Chilton (C)	54	McFarland (V)	41	Balance of County	113
Harrison (T)	21	Middleton (C)	135		
Kiel (C) (Pt.)	7	Middleton (T)	11		
		Monona (C)	67		

* "Urban" is the sum of incorporated places having a population of 2,500 or more according to the latest estimates available.

Deaths and Death Rates

FLORENCE	44	JUNEAU	275	MARATHON	1,162
		Mauston (C)	51	Kronenwetter (V)	36
FOND DU LAC	912	Necedah (T)	21	Marshfield (C) (Pt.)	23
Empire (T)	9	Balance of County	203	Mosinee (C)	37
Fond du Lac (C)	511	KENOSHA	1,385	Rib Mountain (T)	40
Fond du Lac (T)	11	Bristol (T)	10	Rothschild (V)	53
Friendship (T)	22	Kenosha (C)	917	Wausau (C)	486
No. Fond du Lac (V)	37	Paddock Lake (V)	14	Weston (V)	131
Ripon (C)	86	Pleasant Prairie (V)	150	Balance of County	356
Taycheedah (T)	6	Randall (T)	19	MARINETTE	509
Waupun (C) (Pt.)	31	Salem (T)	95	Marinette (C)	150
Balance of County	199	Somers (T)	42	Peshtigo (C)	80
FOREST	115	Twin Lakes (V)	55	Peshtigo (T)	22
		Wheatland (T)	19	Stephenson (T)	29
GRANT	506	Balance of County	64	Balance of County	228
Boscobel (C)	44	KEWAUNEE	173	MARQUETTE	158
Lancaster (C)	63	Algoma (C)	41	MENOMINEE	38
Platteville (C)	82	Kewaunee (C)	43	Menominee (T)	38
Balance of County	317	Balance of County	89	MILWAUKEE	8,080
GREEN	341	LA CROSSE	968	Bayside (V) (Pt.)	57
Brodhead (C) (Pt.)	34	Campbell (T)	26	Brown Deer (V)	91
Monroe (C)	139	Holland (T)	10	Cudahy (C)	187
Balance of County	168	Holmen (V)	53	Fox Point (V)	62
GREEN LAKE	207	La Crosse (C)	506	Franklin (C)	233
Berlin (C) (Pt.)	57	Onalaska (C)	170	Glendale (C)	181
Balance of County	150	Onalaska (T)	13	Greendale (V)	148
IOWA	216	Shelby (T)	19	Greenfield (C)	531
Dodgeville (C)	61	West Salem (V)	80	Hales Corners (V)	89
Mineral Point (C)	44	Balance of County	91	Milwaukee (C) (Pt.)	4,563
Balance of County	111	LAFAYETTE	130	Oak Creek (C)	230
IRON	76	LANGLADE	228	Shorewood (V)	58
		Antigo (C)	131	South Milwaukee (C)	273
JACKSON	203	Balance of County	97	St. Francis (C)	110
Black River Falls (C)	67	LINCOLN	326	Wauwatosa (C)	499
Brockway (T)	26	Bradley (T)	29	West Allis (C)	647
Balance of County	110	Merrill (C)	164	West Milwaukee (V)	37
JEFFERSON	572	Merrill (T)	15	Whitefish Bay (V)	67
Ft. Atkinson (C)	119	Tomahawk (C)	63	Balance of County	17
Ixonia (T)	9	Balance of County	55	MONROE	415
Jefferson (C)	85	MANITOWOC	806	Sparta (C)	98
Koshkonong (T)	29	Kiel (C) (Pt.)	29	Sparta (T)	37
Lake Mills (C)	46	Manitowoc (C)	458	Tomah (C)	137
Oakland (T)	23	Manitowoc Rapids (T)	19	Balance of County	143
Waterloo (C)	22	Two Rivers (C)	129		
Watertown (C) (Pt.)	86	Balance of County	171		
Whitewater (C) (Pt.)	3				
Balance of County	150				

Deaths and Death Rates

OCONTO	350	POLK	377	RUSK	169
Chase (T)	10	Alden (T)	11	Ladysmith (C)	67
Little Suamico (T)	24	Amery (C)	66	Balance of County	102
Oconto (C)	56	Lincoln (T)	12		
Oconto Falls (C)	53	Osceola (T)	8	ST. CROIX	525
Balance of County	207	Osceola (V)	21	Baldwin (V)	49
		Balance of County	259	Hudson (C)	130
ONEIDA	442			Hudson (T)	8
Minocqua (T)	79	PORTAGE	504	New Richmond (C)	80
Newbold (T)	20	Hull (T)	20	North Hudson (V)	11
Pelican (T)	23	Plover (V)	82	Richmond (T)	5
Pine Lake (T)	25	Stevens Point (C)	215	River Falls (C) (Pt.)	49
Rhineland (C)	133	Stockton (T)	22	Somerset (T)	6
Balance of County	162	Balance of County	165	St. Joseph (T)	12
				Star Prairie (T)	13
OUTAGAMIE	1,300	PRICE	170	Troy (T)	5
Appleton (C) (Pt.)	478	Park Falls (C)	50	Balance of County	157
Buchanan (T)	33	Balance of County	120		
Center (T)	17			SAUK	584
Combined Locks (V)	18	RACINE	1,654	Baraboo (C)	133
Dale (T)	8	Burlington (C) (Pt.)	132	Lake Delton (V)	26
Ellington (T)	14	Burlington (T)	35	Prairie du Sac (V)	28
Freedom (T)	25	Caledonia (V)	186	Reedsburg (C)	120
Grand Chute (T)	181	Dover (T)	40	Sauk City (V)	46
Greenville (T)	45	Mt. Pleasant (V)	272	Balance of County	231
Hortonville (V)	14	Norway (T)	40		
Kaukauna (C)	156	Racine (C)	682	SAWYER	189
Kimberly (V)	48	Raymond (T)	10	Hayward (T)	40
Little Chute (V)	90	Rochester (T)	1	Balance of County	149
New London (C) (Pt.)	9	Sturtevant (V)	53		
Oneida (T)	34	Union Grove (V)	66	SHAWANO	438
Seymour (C)	33	Waterford (T)	22	Pulaski (V) (Pt.)	2
Wrightstown (V) (Pt.)	1	Waterford (V)	54	Shawano (C)	131
Balance of County	96	Yorkville (T)	15	Wescott (T)	32
		Balance of County	46	Balance of County	273
OZAUKEE	672			SHEBOYGAN	1,064
Cedarburg (C)	127	RICHLAND	190	Greenbush (T)	9
Cedarburg (T)	20	Richland Center (C)	69	Howards Grove (V)	12
Grafton (T)	18	Balance of County	121	Lima (T)	19
Grafton (V)	83			Oostburg (V)	24
Mequon (C)	194	ROCK	1,416	Plymouth (C)	107
Port Washington (C)	101	Beloit (C)	380	Plymouth (T)	46
Saukville (V)	31	Beloit (T)	55	Sheboygan (C)	536
Thiensville (V)	30	Brodhead (C) (Pt.)	9	Sheboygan (T)	17
Balance of County	68	Edgerton (C) (Pt.)	57	Sheboygan Falls (C)	94
		Evansville (C)	41	Wilson (T)	12
PEPIN	59	Fulton (T)	19	Balance of County	188
		Janesville (C)	582		
PIERCE	203	Janesville (T)	4	TAYLOR	176
Ellsworth (V)	36	Milton (C)	48	Medford (C)	63
Prescott (C)	27	Milton (T)	18	Balance of County	113
River Falls (C) (Pt.)	42	Rock (T)	23		
Balance of County	98	Balance of County	180		

Deaths and Death Rates

TREMPEALEAU	254	Hartford (C)	128	WAUPACA	732
		Hartford (T)	20	Clintonville (C)	74
VERNON	319	Jackson (T)	19	Dayton (T)	21
Viroqua (C)	83	Jackson (V)	49	Farmington (T)	155
Balance of County	236	Kewaskum (V)	30	Mukwa (T)	12
		Polk (T)	17	New London (C) (Pt.)	92
VILAS	304	Richfield (T)	6	Waupaca (C)	109
Arbor Vitae (T)	35	Slinger (V)	52	Balance of County	269
Lac Du Flambeau (T)	49	Trenton (T)	25		
Lincoln (T)	28	West Bend (C)	259	WAUSHARA	272
Balance of County	192	West Bend (T)	102	Berlin (C) (Pt.)	1
		Balance of County	82	Balance of County	271
WALWORTH	891				
Bloomfield (T)	48	WAUKESHA	2,969	WINNEBAGO	1,473
Delavan (C)	82	Brookfield (C)	362	Algoma (T)	28
Delavan (T)	37	Brookfield (T)	32	Appleton (C) (Pt.)	37
East Troy (T)	22	Delafield (C)	26	Black Wolf (T)	11
East Troy (V)	51	Delafield (T)	35	Clayton (T)	17
Elkhorn (C)	116	Elm Grove (V)	55	Menasha (C) (Pt.)	139
Geneva (T)	33	Genesse (T)	30	Menasha (T)	141
Genoa City (V)	26	Hartland (V)	52	Neenah (C)	246
La Grange (T)	13	Lisbon (T)	38	Neenah (T)	12
Lake Geneva (C)	88	Menomonee Falls (V)	376	Omro (C)	45
Lyons (T)	34	Merton (T)	33	Oshkosh (C)	662
Sugar Creek (T)	39	Merton (V)	7	Oshkosh (T)	2
Walworth (V)	28	Mukwonago (T)	32	Balance of County	133
Whitewater (C) (Pt.)	86	Mukwonago (V) (Pt.)	61		
Williams Bay (V)	33	Muskego (C)	162	WOOD	730
Balance of County	155	New Berlin (C)	355	Grand Rapids (T)	37
		Oconomowoc (C)	152	Marshfield (C) (Pt.)	205
WASHBURN	211	Oconomowoc (T)	56	Nekoosa (C)	18
Spooner (C)	48	Ottawa (T)	14	Saratoga (T)	22
Balance of County	163	Pewaukee (V)	83	Wisc. Rapids (C)	275
		Summit (T)	6	Balance of County	173
WASHINGTON	998	Sussex (V)	66		
Addison (T)	14	Vernon (T)	24		
Barton (T)	14	Wales (V)	7		
Erin (T)	18	Waukesha (C)	595		
Farmington (T)	11	Waukesha (T)	17		
Germantown (V)	152	Balance of County	293		

Source: Office of Health Informatics, Division of Public Health, Department of Health Services.

Notes: Minor civil divisions are City (C), Village (V) and Township (T). Places located in more than one county are indicated by (Pt.) (an abbreviation of "Part").

Deaths and Death Rates

Table 6. Deaths by County of Residence and County of Occurrence, Wisconsin 2011

	Residence	Occurrence		Residence	Occurrence
State Total	48,101	48,094			
Adams	237	160	Marathon	1,162	1,298
Ashland	182	169	Marinette	509	512
Barron	513	476	Marquette	158	95
Bayfield	135	97	Menominee	38	16
Brown	1,848	2,205	Milwaukee	8,080	8,584
Buffalo	121	71	Monroe	415	384
Burnett	164	116	Oconto	350	251
Calumet	296	210	Oneida	442	507
Chippewa	520	378	Outagamie	1,300	1,403
Clark	311	227	Ozaukee	672	990
Columbia	521	442	Pepin	59	50
Crawford	182	156	Pierce	203	127
Dane	2,946	3,737	Polk	377	336
Dodge	838	743	Portage	504	422
Door	314	272	Price	170	152
Douglas	410	276	Racine	1,654	1,433
Dunn	302	245	Richland	190	150
Eau Claire	781	1,092	Rock	1,416	1,349
Florence	44	29	Rusk	169	134
Fond du Lac	912	945	St. Croix	525	470
Forest	115	73	Sauk	584	560
Grant	506	453	Sawyer	189	159
Green	341	303	Shawano	438	379
Green Lake	207	200	Sheboygan	1,064	1,030
Iowa	216	190	Taylor	176	146
Iron	76	51	Trempealeau	254	215
Jackson	203	166	Vernon	319	256
Jefferson	572	475	Vilas	304	183
Juneau	275	209	Walworth	891	732
Kenosha	1,385	1,338	Washburn	211	163
Kewaunee	173	103	Washington	998	837
La Crosse	968	1,316	Waukesha	2,969	3,057
Lafayette	130	83	Waupaca	732	609
Langlade	228	214	Waushara	272	172
Lincoln	326	280	Winnebago	1,473	1,637
Manitowoc	806	691	Wood	730	1,105

Source: Office of Health Informatics, Division of Public Health, Department of Health Services.

Notes: The “residence” column indicates the number of deaths among residents of the county, regardless of where the person died. The “occurrence” column indicates the number of deaths that occurred in that county, regardless of where the person resided. Statewide totals for the two columns differ because some Wisconsin resident deaths occur outside the state, and some deaths of non-residents occur within the state.

Table 7. Deaths by Disposition of Body, Wisconsin 2002-2011

Disposition of Body	Years									
	2002	2003	2004	2005	2006	2007	2008	2009	2010	2011
TOTAL DEATHS	46,893	46,040	45,488	46,544	46,051	46,117	46,526	45,598	47,212	48,101
PERCENT	100.0	100.0	100.0	100.0	100.0	100.0	100.0	100.0	100.0	100.0
Burial	28,874	27,689	26,531	26,769	25,653	25,001	24,110	22,417	22,472	22,016
Percent	61.6	60.1	58.3	57.5	55.7	54.2	51.8	49.2	47.5	45.8
Cremation	13,790	14,287	15,044	15,884	16,550	17,337	18,687	19,636	21,183	22,547
Percent	29.4	31.0	33.1	34.1	35.9	37.6	40.2	43.1	44.9	46.9
Entombment	3,698	3,566	3,515	3,567	3,397	3,321	3,273	3,149	3,155	3,124
Percent	7.9	7.7	7.7	7.7	7.4	7.2	7.0	6.9	6.7	6.5
Donation	305	251	249	274	267	245	258	262	298	305
Percent	0.7	0.5	0.5	0.6	0.6	0.5	0.6	0.6	0.6	0.6
Unknown	226	247	149	50	184	213	198	134	104	109
Percent	0.5	0.5	0.3	0.1	0.4	0.5	0.4	0.3	0.2	0.2

Source: Office of Health Informatics, Division of Public Health, Department of Health Services.

Notes: Percents may not add to 100 due to rounding.

“Donation” means the body was donated for use in medical research and/or education.

“Entombment” means the casket is placed in an above-ground structure, such as a mausoleum.

“Unknowns” are due to reporting of Wisconsin resident deaths occurring in other states. Some states do not consistently report disposition of the body.

- For the first time, cremations exceeded burials in Wisconsin. Cremations constituted 47% of dispositions in 2011 (compared to 45% in 2010 and 29% in 2002); burials constituted 46% of total deaths in 2011 (compared to 47% in 2010 and 62% in 2002).

Table 8. Autopsies Performed by Age of Decedent, Wisconsin, Selected Years, 1980–2011

Years	Total	Age			
		Under 1	1-44	45-64	65+
1980					
Autopsy	5,673	469	1,065	1,649	2,490
No Autopsy	35,010	290	1,742	5,590	27,388
Unknown	116	6	5	17	88
Total Deaths	40,801	765	2,812	7,256	29,966
Percent with Autopsy	14%	61%	38%	23%	8%
1990					
Autopsy	4,451	343	1,297	1,107	1,704
No Autopsy	38,062	264	1,471	5,020	31,307
Unknown	142	6	9	25	102
Total Deaths	42,655	613	2,777	6,152	33,113
Percent with Autopsy	10%	56%	47%	18%	5%
2000					
Autopsy	3,582	183	1,240	1,139	1,020
No Autopsy	42,607	273	1,508	5,306	35,520
Unknown	215	1	20	37	157
Total Deaths	46,405	457	2,768	6,482	36,697
Percent with Autopsy	8%	40%	45%	18%	3%
2010					
Autopsy	3,315	144	1,155	1,373	643
No Autopsy	43,864	249	1,187	6,668	35,760
Unknown	33		3	4	26
Total Deaths	47,212	393	2,345	8,045	36,429
Percent with Autopsy	7%	37%	49%	17%	2%
2011					
Autopsy	3,408	154	1,168	1,468	618
No Autopsy	44,673	271	1,144	6,986	36,272
Unknown	20	2	6	5	7
Total Deaths	48,101	427	2,318	8,459	36,897
Percent with Autopsy	7%	36%	50%	17%	2%

Source: Office of Health Informatics, Division of Public Health, Department of Health Services.

Notes: There were two deaths in 1980 and one death in 2000 for which age was unknown. These deaths are included in “Total Deaths” for each year.

- In 2011, an autopsy was performed in just 7 percent of deaths, compared with 14 percent in 1980.
- Autopsies are performed most frequently among children and young adults. In 2011, an autopsy was performed in 50 percent of deaths in which the decedent was aged 1-44.

Deaths and Death Rates

Table 9. Deaths by Injury at Work by Age, Sex, Race and Hispanic Origin, Wisconsin, 2011

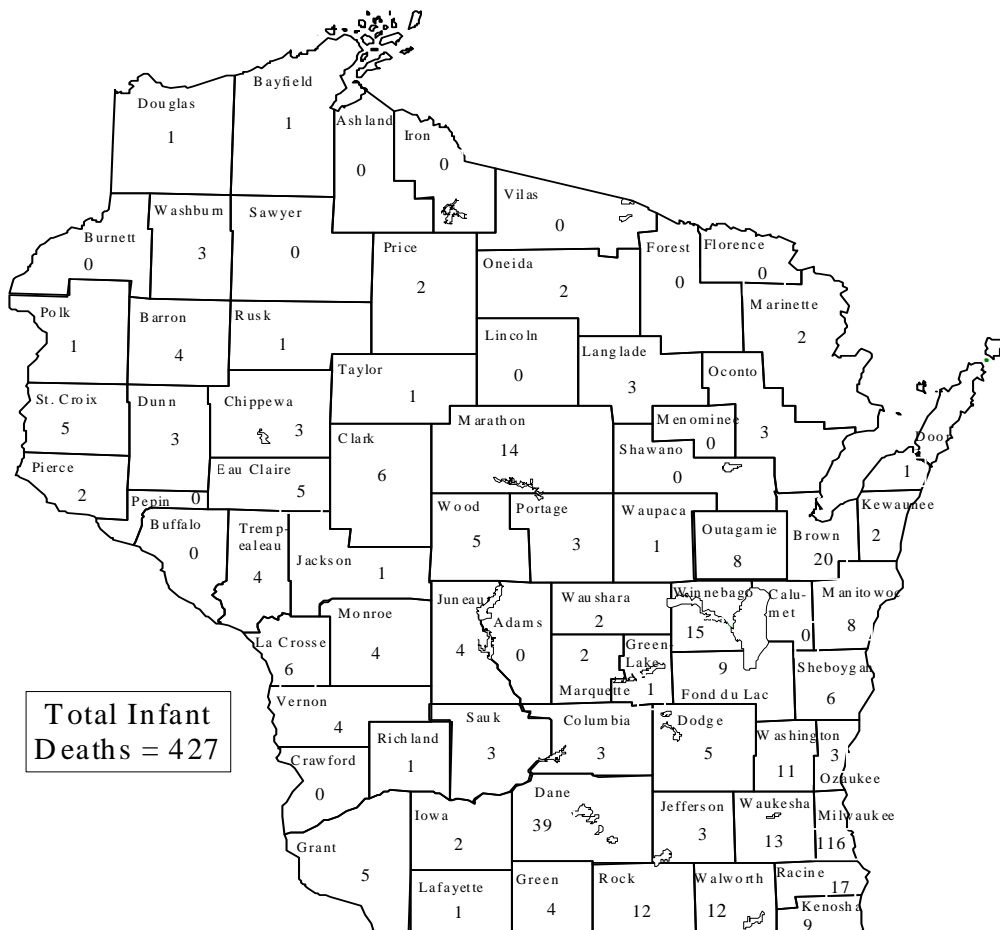
	Age							
	Less than 15	15 and over	15-24	25-34	35-44	45-54	55-64	65 and over
ALL RACES, Both Sexes	---	37	2	4	2	8	14	7
Male	---	32	2	4	---	8	12	6
Female	---	5	---	---	2	---	2	1
White, Both Sexes	---	36	2	4	2	8	13	7
Male	---	31	2	4	---	8	11	6
Female	---	5	---	---	2	---	2	1
Black, Both Sexes	---	1	---	---	---	---	1	---
Male	---	1	---	---	---	---	1	---
Female	---	---	---	---	---	---	---	---
Other, Both Sexes	---	---	---	---	---	---	---	---
Male	---	---	---	---	---	---	---	---
Female	---	---	---	---	---	---	---	---
Hispanic, Both Sexes	---	2	---	1	---	---	1	---
Male	---	2	---	1	---	---	1	---
Female	---	---	---	---	---	---	---	---
Non-Hispanic, Both Sexes	---	35	2	3	2	8	13	7
Male	---	30	2	3	---	8	11	6
Female	---	5	---	---	2	---	2	1

Source: Office of Health Informatics, Division of Public Health, Department of Health Services.

Notes: Race categories may include people of Hispanic origin; people of Hispanic origin may be of any race. This table shows the number of death certificates that specified that an injury at work contributed to the death, either as the underlying cause or as a contributing factor. Dashes (---) indicate there were no deaths in that category.

- In 2011, a total of 37 deaths were reported on death certificates as due to injuries at work; this was lower than the 2010 total (57).
- Eighty-six percent of deaths due to injuries at work in 2011 were to males.

**Map 1. Number of Infant Deaths
By County of Residence, Wisconsin 2011**

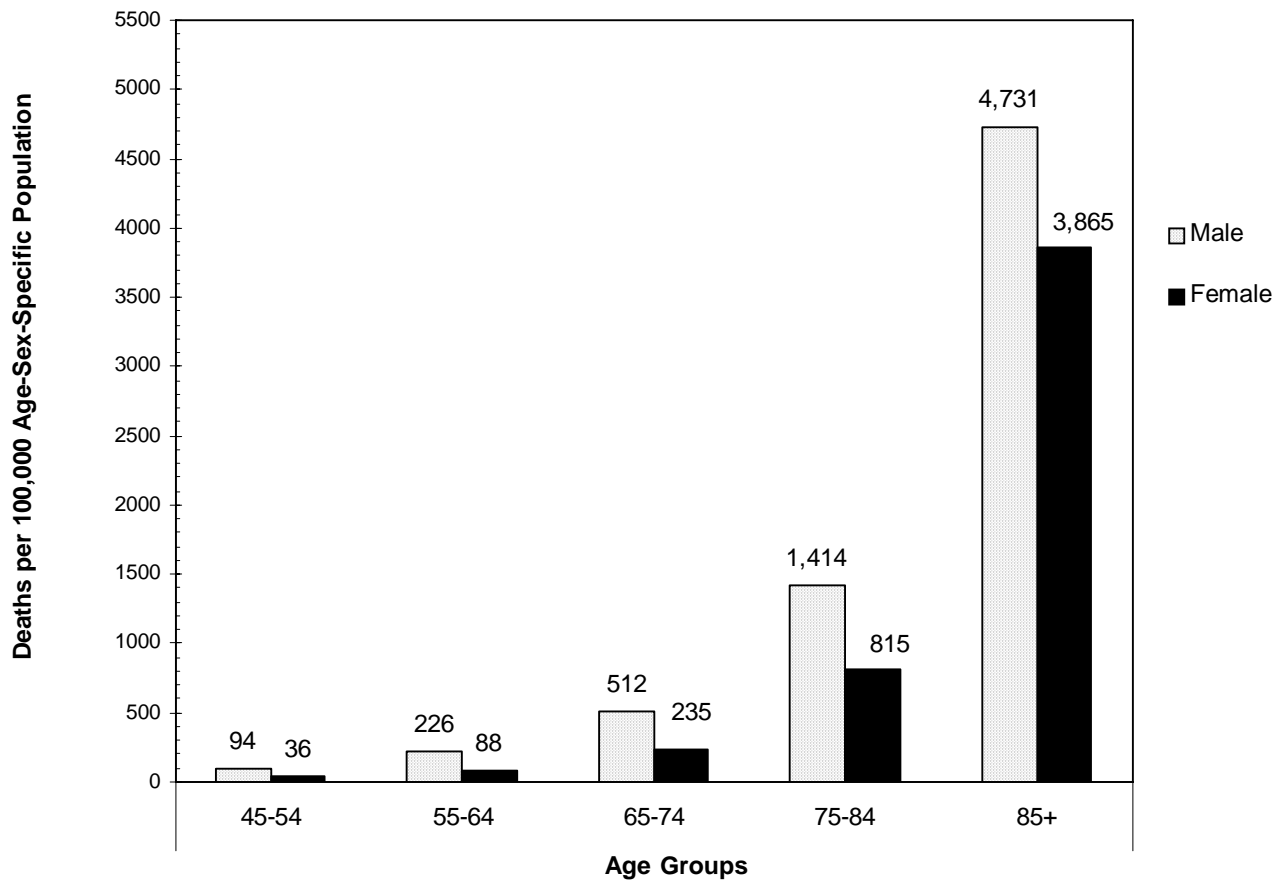


Source: Office of Health Informatics, Division of Public Health, Department of Health Services.

Notes: Infant deaths are those that occur before one year of age.
Refer to Table A5, page 90, for the population of each county.

- The number of infant deaths increased from 393 in 2010 to 427 in 2011.
- Milwaukee County accounted for 27 percent of all infant deaths statewide in 2011, a lower percentage than in 2010 (29%). Milwaukee County had 21 percent of all Wisconsin resident births in 2011.

Figure 1. Heart Disease Death Rates by Selected Age Groups and Sex, Wisconsin 2011

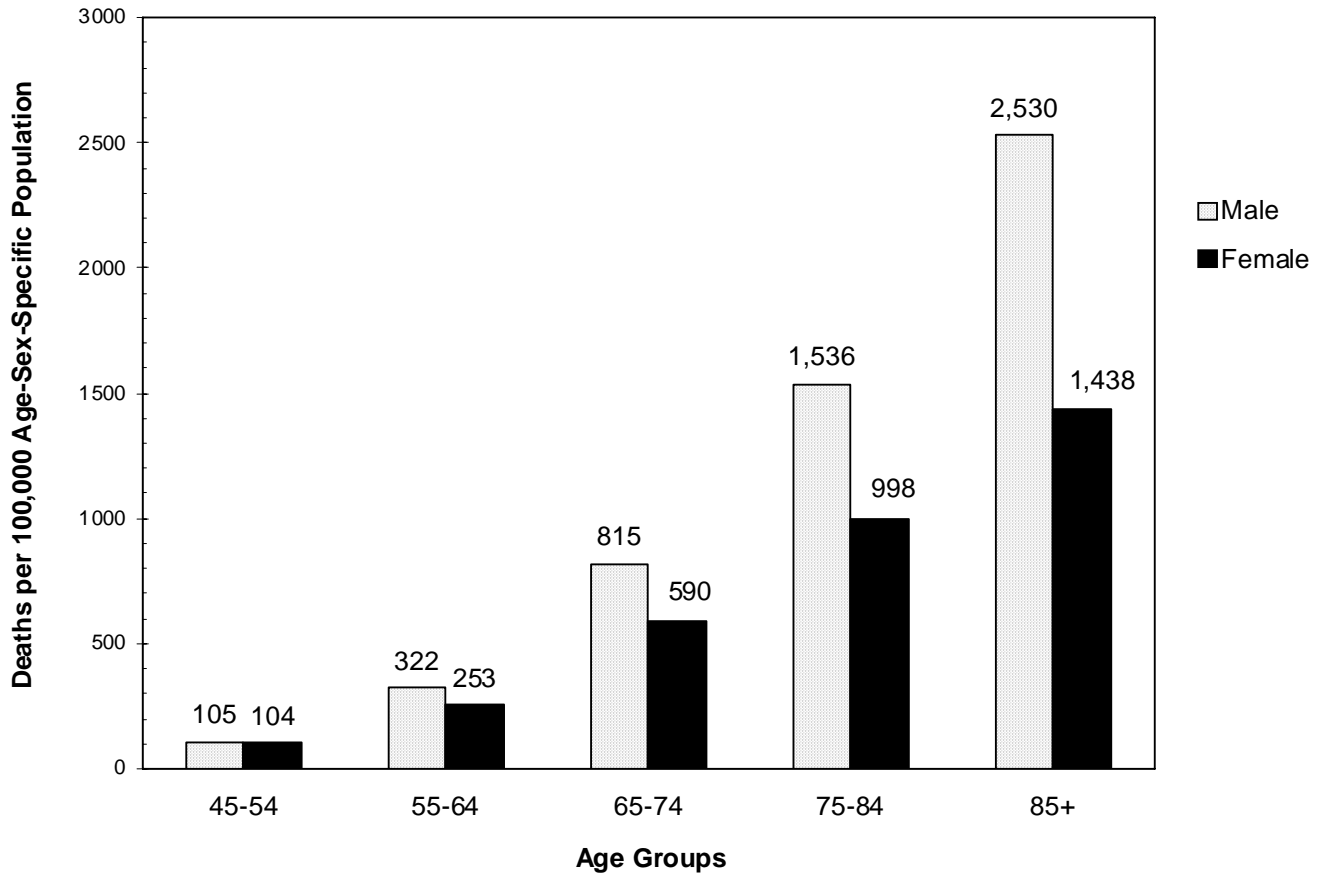


Source: Office of Health Informatics, Division of Public Health, Department of Health Services.

Note: The ICD-10 codes used for diseases of the heart are I00-I09, I11, I13, I20-I51.

- Death rates from diseases of the heart for males exceeded rates for females in all age groups.

Figure 2. Malignant Neoplasm (Cancer) Death Rates by Selected Age Groups and Sex, Wisconsin 2011

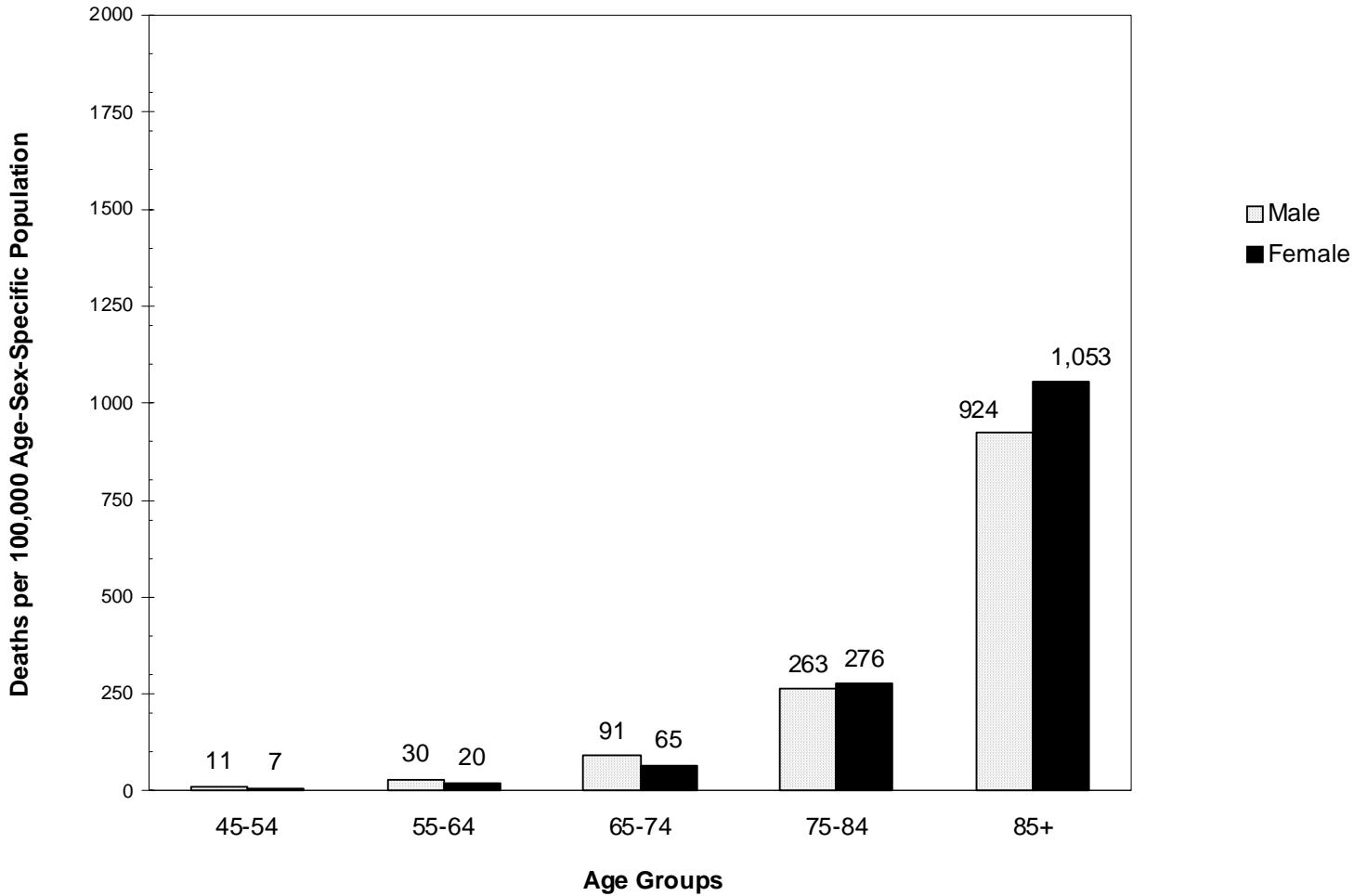


Source: Office of Health Informatics, Division of Public Health, Department of Health Services.

Note: The ICD-10 codes used for malignant neoplasms are C00-C97.

- Cancer death rates for males exceeded rates for females in all age groups.

Figure 3. Cerebrovascular Diseases (Stroke) Death Rates by Selected Age Groups and Sex, Wisconsin 2011



Source: Office of Health Informatics, Division of Public Health, Department of Health Services.

Note: The ICD-10 codes used for cerebrovascular diseases are I60-I69.

- Death rates from cerebrovascular diseases (stroke) for males exceeded rates for females in almost all age groups. For ages 75 and over, the female death rate was higher.

Cause of Death

Table 10. Summary Categories of Cause of Death, Wisconsin 2011

	Immediate Cause of Death	Underlying Cause of Death	All-Mention Cause of Death
ALL CAUSES	48,101	48,101	104,155
Tuberculosis	3	6	9
Syphilis	---	1	1
Human Immunodeficiency Virus (HIV)	11	39	47
Malignant Neoplasms	9,809	11,516	12,605
Diabetes Mellitus	161	1,179	4,463
Alzheimer's Disease	1,306	1,806	2,211
Diseases of the Heart	12,089	11,233	18,678
Essential Hypertension and Hypertensive Renal Disease	144	392	5,538
Cerebrovascular Diseases	2,516	2,546	4,168
Atherosclerosis	114	151	667
Other Diseases of Circulatory System	300	450	1,180
Influenza and Pneumonia	2,045	982	3,411
Chronic Lower Respiratory Diseases	1,552	2,628	5,037
Peptic Ulcer	23	69	115
Chronic Liver Disease and Cirrhosis	250	516	735
Nephritis, Nephrotic Syndrome and Nephrosis	1,482	980	5,105
Pregnancy, Childbirth and the Puerperium	14	14	22
Certain Conditions Originating in Perinatal Period	234	221	272
Congenital Malform./Deform./Chromosomal Abnorm.	77	189	293
Sudden Infant Death Syndrome	33	34	34
Symptoms/Signs/Abnormal Clinical/Lab Findings	2,829	182	5,423
Motor Vehicle Accidents	7	604	620
All Accidents (except motor vehicle)	9	2,036	3,006
Intentional Self-Harm (Suicide)	1	736	737
Assault (Homicide)	1	145	148
All Other External Causes	---	66	68
All Other Diseases	13,091	9,380	29,562

Source: Office of Health Informatics, Division of Public Health, Department of Health Services.

Notes: The immediate cause of death is the final disease or condition resulting in death. The underlying cause of death is the disease or injury that initiated events resulting in death. All-mention cause of death includes all conditions listed on the death record, including those in the chain of events leading to death and others contributing to the death. Thus, the all-mention cause of death column will always have a higher total than the total number of deaths. For the ICD-10 codes used for each cause, see Technical Notes, page 83. Dashes (---) indicate there were no deaths in that category.

- The underlying cause is often referred to as the “cause of death.” For example, for 11,516 Wisconsin residents who died in 2011, a malignant neoplasm was listed as the underlying cause on the death certificate. For only 9,809 residents, a malignant neoplasm was indicated as the final disease or condition that caused the person to die (immediate cause). For 12,605 residents, a malignant neoplasm contributed to death (all-mention cause).

Cause of Death

Table 11. Leading Underlying Causes of Death by Age, Wisconsin 2010 and 2011

2010	Number	Rate	2011	Number	Rate
TOTAL, ALL AGES	47,212	830.0	TOTAL, ALL AGES	48,101	843.4
Malignant Neoplasms	11,268	198.1	Malignant Neoplasms	11,516	201.9
Diseases of the Heart	11,086	194.9	Diseases of the Heart	11,233	197.0
Cerebrovascular Diseases	2,598	45.7	Chronic Lower Respiratory Dis.	2,628	46.1
Accidents (ex. med./surg. comp.)	2,496	43.9	Accidents (ex. med./surg. comp.)	2,615	45.8
Chronic Lower Respiratory Dis.	2,471	43.4	Cerebrovascular Diseases	2,546	44.6
Alzheimer's Disease	1,762	31.0	Alzheimer's Disease	1,806	31.7
Nephritis/Nephrotic Syn./Nephrosis	1,163	20.4	Diabetes Mellitus	1,179	20.7
Diabetes Mellitus	1,154	20.3	Influenza and Pneumonia	982	17.2
Influenza and Pneumonia	901	15.8	Nephritis/Nephrotic Syn./Nephrosis	980	17.2
Intentional Self-Harm (Suicide)	792	13.9	Intentional Self-Harm (Suicide)	737	12.9
LESS THAN 1 YEAR	393	574.8	LESS THAN 1 YEAR	427	646.4
Dis. Rel. Short Gesta./Low Brthwgt.	76	111.2	Dis. Rel. Short Gestation/Low Brthwgt.	96	145.3
Congenital Malformations, etc.	75	109.7	Congenital Malformations, etc.	78	118.1
Sudden Infant Death Syndrome	36	52.7	Sudden Infant Death Syndrome	34	51.5
Accidents (ex. med./surg. comp.)	24	35.1	Accidents (ex. med./surg. comp.)	26	39.4
Newborn Affect Mat. Comp of Preg.	16		Newborn Affect Mater. Comp. of Preg.	25	37.8
Respiratory Distress of Newborn	16		Newborn Affect. Comp. Placenta	15	
Newborn Affect. Comp. Placenta	15		Septicemia	8	
Neonatal Hemorrhage	11		Bacterial Sepsis of Newborn	8	
Diseases of the Circulatory System	10		Intrauterine Hypoxia/Birth Asphyxia	7	
Diarrhea/Gastroenter. Infect./Origin	8		Neonatal Hemorrhage	7	
1-14 YEARS	156	15.1	1-14 YEARS	158	15.4
Accidents (ex. med./surg. comp.)	47	4.5	Accidents (ex. med./surg. comp.)	37	3.6
Malignant Neoplasms	27	2.6	Malignant Neoplasms	22	2.1
Congenital Malformations, etc.	12		Congenital Malformations, etc.	22	2.1
In Situ/Benign/Uncer. Neoplasms	8		Assault (Homicide)	14	
Assault (Homicide)	7		Intentional Self-Harm (Suicide)	8	
Intentional Self-Harm (Suicide)	6		Septicemia	5	
Influenza and Pneumonia	5		Chronic Lower Respiratory Disease	5	
Diseases of the Heart	4		Influenza and Pneumonia	4	
Cerebrovascular Diseases	3		In Situ/Benign/Uncertain Neoplasms	3	
Septicemia	2		Diseases of the Heart	3	
15-24 YEARS	493	62.7	15-24 YEARS	472	60.1
Accidents (ex. med./surg. comp.)	222	28.2	Accidents (ex. med./surg. comp.)	213	27.1
Intentional Self-Harm (Suicide)	109	13.9	Intentional Self-Harm (Suicide)	115	14.6
Assault (Homicide)	46	5.9	Assault (Homicide)	35	4.5
Malignant Neoplasms	20	2.5	Malignant Neoplasms	22	2.8
Diseases of the Heart	14		Diseases of the Heart	14	
Congenital Malformations, etc.	9		Congenital Malformations, etc.	12	
Meningococcal Infection	4		Cerebrovascular Diseases	5	
Diabetes Mellitus	4		Influenza and Pneumonia	4	
Nephritis/Nephrotic Syn./Nephrosis	4		Chronic Lower Respiratory Disease	4	
Cerebrovascular Diseases	3		Pregnancy, Childbirth and Puerperium	4	

(continued)

Cause of Death

Table 11. Leading Underlying Causes of Death by Age, Wisconsin 2010 and 2011

2010	Number	Rate	2011	Number	Rate
25-44 YEARS	1,696	117.2	25-44 YEARS	1,688	117.4
Accidents (ex. med./surg. comp.)	458	31.6	Accidents (ex. med./surg. comp.)	503	35.0
Malignant Neoplasms	247	17.1	Malignant Neoplasms	251	17.5
Intentional Self-Harm (Suicide)	238	16.4	Intentional Self-Harm (Suicide)	234	16.3
Diseases of the Heart	206	14.2	Diseases of the Heart	187	13.0
Assault (Homicide)	62	4.3	Assault (Homicide)	64	4.4
Chronic Liver Dis. and Cirrhosis	50	3.5	Chronic Liver Dis. and Cirrhosis	46	3.2
Cerebrovascular Diseases	40	2.8	Diabetes Mellitus	34	2.4
Diabetes Mellitus	35	2.4	Cerebrovascular Diseases	24	1.7
Influenza and Pneumonia	17		Influenza and Pneumonia	21	1.5
Septicemia	16		Congenital Malformations, etc.	19	
45-64 YEARS	8,045	511.2	45-64 YEARS	8,459	530.4
Malignant Neoplasms	2,824	179.4	Malignant Neoplasms	3,001	188.2
Diseases of the Heart	1,655	105.2	Diseases of the Heart	1,705	106.9
Accidents (ex. med./surg. comp.)	580	36.9	Accidents (ex. med./surg. comp.)	646	40.5
Intentional Self-Harm (Suicide)	330	21.0	Chronic Liver Dis. and Cirrhosis	307	19.3
Chronic Liver Dis. and Cirrhosis	300	19.1	Chronic Lower Respiratory Dis.	304	19.1
Chronic Lower Respiratory Dis.	284	18.0	Intentional Self-Harm (Suicide)	286	17.9
Diabetes Mellitus	255	16.2	Diabetes Mellitus	264	16.6
Cerebrovascular Diseases	247	15.7	Cerebrovascular Diseases	261	16.4
Nephritis/Nephrotic Syn./Nephrosis	115	7.3	Nephritis/Nephrotic Syn./Nephrosis	100	6.3
Influenza and Pneumonia	76	4.8	Influenza and Pneumonia	86	5.4
65-74 YEARS	7,106	1,773.4	65-74 YEARS	7,345	1,785.4
Malignant Neoplasms	2,781	694.0	Malignant Neoplasms	2,868	697.1
Diseases of the Heart	1,492	372.3	Diseases of the Heart	1,510	367.0
Chronic Lower Respiratory Dis.	495	123.5	Chronic Lower Respiratory Dis.	500	121.5
Cerebrovascular Diseases	288	71.9	Cerebrovascular Diseases	319	77.5
Diabetes Mellitus	204	50.9	Diabetes Mellitus	241	58.6
Accidents (ex. med./surg. comp.)	172	42.9	Accidents (ex. med./surg. comp.)	192	46.7
Nephritis/Nephrotic Syn./Nephrosis	166	41.4	Nephritis/Nephrotic Syn./Nephrosis	134	32.6
Chronic Liver Dis. and Cirrhosis	81	20.2	Chronic Liver Dis. and Cirrhosis	95	23.1
Septicemia	75	18.7	Influenza and Pneumonia	93	22.6
Influenza and Pneumonia	73	18.2	Septicemia	79	19.2
75-84 YEARS	12,278	4,750.3	75-84 YEARS	12,022	4,654.1
Malignant Neoplasms	3,329	1,288.0	Malignant Neoplasms	3,175	1,229.1
Diseases of the Heart	2,807	1,086.0	Diseases of the Heart	2,769	1,072.0
Chronic Lower Respiratory Dis.	886	342.8	Chronic Lower Respiratory Dis.	957	370.5
Cerebrovascular Diseases	731	282.8	Cerebrovascular Diseases	698	270.2
Alzheimer's Disease	466	180.3	Alzheimer's Disease	457	176.9
Accidents (ex. med./surg. comp.)	352	136.2	Accidents (ex. med./surg. comp.)	361	139.8
Nephritis/Nephrotic Syn./Nephrosis	351	135.8	Diabetes Mellitus	312	120.8
Diabetes Mellitus	347	134.3	Nephritis/Nephrotic Syn./Nephrosis	289	111.9
Influenza and Pneumonia	225	87.1	Influenza and Pneumonia	240	92.9
Parkinson's Disease	199	77.0	Parkinson's Disease	207	80.1

(continued)

Cause of Death

Table 11. Leading Underlying Causes of Death by Age, Wisconsin 2010 and 2011

2010	Number	Rate	2011	Number	Rate
85 YEARS AND OVER	17,045	14,381.5	85 YEARS AND OVER	17,530	14,394.8
Diseases of the Heart	4,901	4,135.2	Diseases of the Heart	5,044	4,141.9
Malignant Neoplasms	2,040	1,721.2	Malignant Neoplasms	2,177	1,787.6
Cerebrovascular Diseases	1,284	1,083.4	Alzheimer's Disease	1,269	1,042.0
Alzheimer's Disease	1,212	1,022.6	Cerebrovascular Diseases	1,232	1,011.7
Chronic Lower Respiratory Dis.	787	664.0	Chronic Lower Respiratory Dis.	841	690.6
Accidents (ex. med./surg. comp.)	641	540.8	Accidents (ex. med./surg. comp.)	637	523.1
Nephritis/Nephrotic Syn./Nephrosis	515	434.5	Influenza and Pneumonia	528	433.6
Influenza and Pneumonia	501	422.7	Nephritis/Nephrotic Syn./Nephrosis	445	365.4
Diabetes Mellitus	305	257.3	Diabetes Mellitus	325	266.9
Parkinsons Disease	240	202.5	Parkinsons Disease	234	192.1

Source: Office of Health Informatics, Division of Public Health, Department of Health Services. For the population estimates used to calculate 2010 rates, see Technical Notes, page 87. For the population estimates used to calculate 2011 rates, see Technical Notes, page 86.

Notes: Age-specific rates are deaths per 100,000 population in that age group. A rate is not calculated when there were fewer than 20 deaths. Underlying cause of death is the disease or injury that initiated events resulting in death.

For the ICD-10 codes used for the cause-of-death groupings, see Technical Notes, page 80, and page 81 (infants only).

Conditions abbreviated in this table are spelled out in full in the Technical Notes.

- As in 2010, the two leading underlying causes of death in 2011 were malignant neoplasms (cancer) and diseases of the heart. These two causes of death accounted for 47 percent of total deaths among Wisconsin residents.
- The third leading cause of death in 2011 was chronic lower respiratory diseases, but in 2010 it was cerebrovascular disease.
- Accidents were the leading cause of death for age groups 1-44, while cancer was the leading cause for age groups 45-84.

Cause of Death

Table 12. Leading Underlying Causes of Death for Males by Age, Wisconsin 2010 and 2011

2010	Number	Rate	2011	Number	Rate
TOTAL, ALL AGES	23,198	821.7	TOTAL, ALL AGES	23,490	829.5
Malignant Neoplasms	5,919	209.7	Malignant Neoplasms	6,040	213.3
Diseases of the Heart	5,663	200.6	Diseases of the Heart	5,777	204.0
Accidents (ex. med./surg. comp.)	1,456	51.6	Accidents (ex. med./surg. comp.)	1,542	54.4
Chronic Lower Respiratory Dis.	1,198	42.4	Chronic Lower Respiratory Dis.	1,251	44.2
Cerebrovascular Diseases	1,047	37.1	Cerebrovascular Diseases	1,003	35.4
Intentional Self-Harm (Suicide)	632	22.4	Diabetes Mellitus	614	21.7
Diabetes Mellitus	587	20.8	Intentional Self-Harm (Suicide)	563	19.9
Nephritis/Nephrotic Syn./Nephrosis	568	20.1	Alzheimer's Disease	513	18.1
Alzheimer's Disease	546	19.3	Nephritis/Nephrotic Syn./Nephrosis	472	16.7
Influenza and Pneumonia	386	13.7	Influenza and Pneumonia	459	16.2
LESS THAN 1 YEAR	222	634.1	LESS THAN 1 YEAR	229	678.2
Dis. Rel. Short Gest./Low Brthwgt.	45	128.5	Dis. Rel. Short Gest./Low Brthwgt.	53	157.0
Congenital Malformations, etc.	35	100.0	Congenital Malformations, etc.	41	121.4
Sudden Infant Death Syndrome	19		Sudden Infant Death Syndrome	19	
Accidents (ex. med./surg. comp.)	17		Newborn Affect. By Comp. Preg.	15	
Newborn Affect. By Comp. Preg.	8		Accidents (ex. med./surg. comp.)	15	
Diarrhea/Gastroen. Infect./Origin	7		Newborn Affect. Comp. Placenta	7	
Newborn Affect. Comp. Placenta	7		Influenza and Pneumonia	6	
Respiratory Distress of Newborn	6		Septicemia	4	
Neonatal Hemorrhage	6		Diseases of the Circulatory System	4	
Diseases of the Circulatory System	5		Assault (Homicide)	3	
1-14 YEARS	97	18.3	1-14 YEARS	87	16.6
Accidents (ex. med./surg. comp.)	35	6.6	Accidents (ex. med./surg. comp.)	26	5.0
Malignant Neoplasms	14		Congenital Malformations, etc.	13	
In Situ/Benign/Uncer. Neoplasms	6		Malignant Neoplasms	8	
Intentional Self-Harm (Suicide)	5		Assault (Homicide)	8	
Diseases of the Heart	4		Intentional Self-Harm (Suicide)	5	
Assault (Homicide)	4		Septicemia	3	
Congenital Malformations, etc.	3		In Situ/Benign/Uncer. Neoplasms	3	
Cerebrovascular Diseases	2		Chronic Lower Respiratory Dis.	3	
Chronic Lower Respiratory Dis.	2		Diseases of the Heart	2	
Septicemia	1		Influenza and Pneumonia	2	
15-24 YEARS	379	94.3	15-24 YEARS	331	82.4
Accidents (ex. med./surg. comp.)	167	41.6	Accidents (ex. med./surg. comp.)	156	38.8
Intentional Self-Harm (Suicide)	94	23.4	Intentional Self-Harm (Suicide)	90	22.4
Assault (Homicide)	38	9.5	Assault (Homicide)	32	8.0
Malignant Neoplasms	14		Congenital Malformations, etc.	11	
Diseases of the Heart	13		Diseases of the Heart	7	
Congenital Malformations, etc.	7		Malignant Neoplasms	6	
Diabetes Mellitus	2		Chronic Lower Respiratory Dis.	3	
Cerebrovascular Diseases	2		Anemias	2	
Chronic Lower Respiratory Dis.	2		Cerebrovascular Diseases	2	
Nephritis/Nephrotic Syn./Nephrosis	2		Nephritis/Nephrotic Syn./Nephrosis	2	

(continued)

Cause of Death

Table 12. Leading Underlying Causes of Death for Males by Age, Wisconsin 2010 and 2011

2010	Number	Rate	2011	Number	Rate
25-44 YEARS	1,101	150.0	25-44 YEARS	1,094	150.0
Accidents (ex. med./surg. comp.)	324	44.1	Accidents (ex. med./surg. comp.)	373	51.1
Intentional Self-Harm (Suicide)	187	25.5	Intentional Self-Harm (Suicide)	177	24.3
Diseases of the Heart	145	19.8	Diseases of the Heart	125	17.1
Malignant Neoplasms	114	15.5	Malignant Neoplasms	114	15.6
Assault (Homicide)	52	7.1	Assault (Homicide)	49	6.7
Chronic Liver Dis. and Cirrhosis	34	4.6	Chronic Liver Dis. and Cirrhosis	23	3.2
Cerebrovascular Diseases	23	3.1	Diabetes Mellitus	22	3.0
Diabetes Mellitus	20	2.7	Cerebrovascular Diseases	11	
Septicemia	12		Septicemia	8	
Nephritis/Nephrotic Syn./Nephrosis	11		Influenza and Pneumonia	7	
45-64 YEARS	4,911	625.0	45-64 YEARS	5,188	651.9
Malignant Neoplasms	1,496	190.4	Malignant Neoplasms	1,626	204.3
Diseases of the Heart	1,218	155.0	Diseases of the Heart	1,228	154.3
Accidents (ex. med./surg. comp.)	366	46.6	Accidents (ex. med./surg. comp.)	442	55.5
Intentional Self-Harm (Suicide)	254	32.3	Chronic Liver Dis. and Cirrhosis	212	26.6
Chronic Liver Dis. and Cirrhosis	197	25.1	Intentional Self-Harm (Suicide)	211	26.5
Diabetes Mellitus	159	20.2	Diabetes Mellitus	166	20.9
Chronic Lower Respiratory Dis.	144	18.3	Cerebrovascular Diseases	157	19.7
Cerebrovascular Diseases	143	18.2	Chronic Lower Respiratory Dis.	141	17.7
Nephritis/Nephrotic Syn./Nephrosis	64	8.1	Influenza and Pneumonia	59	7.4
Influenza and Pneumonia	43	5.5	Nephritis/Nephrotic Syn./Nephrosis	54	6.8
65-74 YEARS	4,069	2,138.2	65-74 YEARS	4,224	2,153.5
Malignant Neoplasms	1,525	801.4	Malignant Neoplasms	1,598	814.7
Diseases of the Heart	952	500.3	Diseases of the Heart	1,004	511.9
Chronic Lower Respiratory Dis.	261	137.2	Chronic Lower Respiratory Dis.	268	136.6
Cerebrovascular Diseases	154	80.9	Cerebrovascular Diseases	179	91.3
Diabetes Mellitus	116	61.0	Diabetes Mellitus	148	75.5
Accidents (ex. med./surg. comp.)	107	56.2	Accidents (ex. med./surg. comp.)	110	56.1
Nephritis/Nephrotic Syn./Nephrosis	92	48.3	Nephritis/Nephrotic Syn./Nephrosis	76	38.7
Chronic Liver Dis. and Cirrhosis	55	28.9	Chronic Liver Dis. and Cirrhosis	58	29.6
Septicemia	46	24.2	Influenza and Pneumonia	56	28.5
In Situ/Benign/Uncer.Neoplasms	40	21.0	Septicemia	39	19.9
75-84 YEARS	6,382	5,810.3	75-84 YEARS	6,119	5,523.6
Malignant Neoplasms	1,822	1,658.8	Malignant Neoplasms	1,702	1,536.4
Diseases of the Heart	1,547	1,408.4	Diseases of the Heart	1,567	1,414.5
Chronic Lower Respiratory Dis.	455	414.2	Chronic Lower Respiratory Dis.	487	439.6
Cerebrovascular Diseases	339	308.6	Cerebrovascular Diseases	291	262.7
Accidents (ex. med./surg. comp.)	199	181.2	Accidents (ex. med./surg. comp.)	185	167.0
Nephritis/Nephrotic Syn./Nephrosis	187	170.2	Alzheimer's Disease	162	146.2
Alzheimer's Disease	182	165.7	Diabetes Mellitus	152	137.2
Diabetes Mellitus	178	162.1	Nephritis/Nephrotic Syn./Nephrosis	144	130.0
Parkinson's Disease	131	119.3	Influenza and Pneumonia	131	118.3
Influenza and Pneumonia	112	102.0	Parkinson's Disease	126	113.7

(continued)

Cause of Death

Table 12. Leading Underlying Causes of Death for Males by Age, Wisconsin 2010 and 2011

2010	Number	Rate	2011	Number	Rate
85 YEARS AND OVER	6,037	16,115.9	85 YEARS AND OVER	6,218	15,951.8
Diseases of the Heart	1,781	4,754.4	Diseases of the Heart	1,844	4,730.6
Malignant Neoplasms	934	2,493.3	Malignant Neoplasms	986	2,529.5
Cerebrovascular Diseases	383	1,022.4	Cerebrovascular Diseases	360	923.6
Alzheimer's Disease	332	886.3	Chronic Lower Respiratory Dis.	343	879.9
Chronic Lower Respiratory Dis.	327	872.9	Alzheimer's Disease	312	800.4
Accidents (ex. med./surg. comp.)	241	643.4	Accidents (ex. med./surg. comp.)	235	602.9
Nephritis/Nephrotic Syn./Nephrosis	212	565.9	Influenza and Pneumonia	197	505.4
Influenza and Pneumonia	185	439.9	Nephritis/Nephrotic Syn./Nephrosis	190	487.4
Parkinson's Disease	133	355.0	Parkinson's Disease	126	323.2
Diabetes Mellitus	109	291.0	Diabetes Mellitus	125	320.7

Source: Office of Health Informatics, Division of Public Health, Department of Health Services. For the population estimates used to calculate 2010 rates, see Technical Notes, page 87. For the population estimates used to calculate 2011 rates, see the Technical Notes, page 86.

Notes: Age-specific rates are deaths per 100,000 males in that age group. A rate is not calculated when there were fewer than 20 deaths.

Underlying cause of death is the disease or injury that initiated events resulting in death.

For the ICD-10 codes used for the cause-of-death groupings, see Technical Notes, page 80, and page 81 (infants only).

Conditions abbreviated in this table are spelled out in full in the Technical Notes.

- Accidents were the leading underlying cause of death among males ages 1-44. For males aged 45 and older, cancer and heart disease were the two leading causes of death.
- Suicide was the second leading cause of death among males ages 15-44.

Cause of Death

Table 13. Leading Underlying Causes of Death for Females by Age, Wisconsin 2010 and 2011

2010	Number	Rate	2011	Number	Rate
TOTAL, ALL AGES	24,014	838.1	TOTAL, ALL AGES	24,609	857.0
Diseases of the Heart	5,423	189.3	Malignant Neoplasms	5,476	190.7
Malignant Neoplasms	5,349	186.7	Diseases of the Heart	5,456	190.0
Cerebrovascular Diseases	1,551	54.1	Cerebrovascular Diseases	1,543	53.7
Chronic Lower Respiratory Dis.	1,273	44.4	Chronic Lower Respiratory Dis.	1,377	48.0
Alzheimer's Disease	1,216	42.4	Alzheimer's Disease	1,293	45.0
Accidents (ex. med./surg. comp.)	1,040	36.3	Accidents (ex. med./surg. comp.)	1,073	37.4
Nephritis/Nephrotic Syn./Nephro.	595	20.8	Diabetes Mellitus	565	19.7
Diabetes Mellitus	567	19.8	Influenza and Pneumonia	523	18.2
Influenza and Pneumonia	515	18.0	Nephritis/Nephrotic Syn./Nephro.	508	17.7
Hypertension/Hyperten. Renal Dis.	239	8.3	Septicemia	257	9.0
LESS THAN 1 YEAR	171	512.6	LESS THAN 1 YEAR	196	607.0
Congenital Malformations, etc.	40	119.9	Dis. Rel. Short Gest/Low Birthwgt	43	133.2
Dis. Rel. Short Gest/Low Birthwgt	31	92.9	Congenital Malformations, etc.	37	114.6
Sudden Infant Death Syndrome	17		Sudden Infant Death Syndrome	15	
Respiratory Distress of Newborn	10		Accidents (ex. med./surg. comp.)	11	
Newborn Affect.by Comp. Preg.	8		Newborn Affect.by Comp. Preg.	8	
Newborn Affect. Comp. Placenta	8		Newborn Affect. Comp. Placenta	8	
Accidents (ex. med./surg. comp.)	7		Bacterial Sepsis of Newborn	6	
Diseases of the Circulatory System	5		Intrauterine Hypoxia/Birth Asphyxia	5	
Neonatal Hemorrhage	5		Neonatal Hemorrhage	5	
Bronchitis, Chronic & Unspecified	2		Septicemia	4	
1-14 YEARS	59	11.7	1-14 YEARS	71	14.1
Malignant Neoplasms	13		Malignant Neoplasms	14	
Accidents (ex. med./surg. comp.)	12		Accidents (ex. med./surg. comp.)	11	
Congenital Malformations, etc.	9		Congenital Malformations, etc.	9	
Influenza and Pneumonia	4		Assault (Homicide)	6	
Assault (Homicide)	3		Cerebrovascular Diseases	3	
In Situ/Benign/Uncer. Neoplasms	2		Intentional Self-Harm (Suicide)	3	
Septicemia	1		Septicemia	2	
Diabetes Mellitus	1		Influenza and Pneumonia	2	
Cerebrovascular Diseases	1		Chronic Lower Respiratory Diseases	2	
Pneumonitis Due to Solids/Liquids	1		Diseases of the Heart	1	
15-24 YEARS	114	29.7	15-24 YEARS	141	36.8
Accidents (ex. med./surg. comp.)	55	14.3	Accidents (ex. med./surg. comp.)	57	14.9
Intentional Self-Harm (Suicide)	15		Intentional Self-Harm (Suicide)	25	6.5
Assault (Homicide)	8		Malignant Neoplasms	16	
Malignant Neoplasms	6		Diseases of the Heart	7	
Meningococcal Infection	3		Pregnancy, Childbirth and Puerperium	4	
Diabetes Mellitus	2		Cerebrovascular Diseases	3	
Nephritis/Nephrotic Syn./Nephro.	2		Influenza and Pneumonia	3	
Congenital Malformations, etc.	2		Assault (Homicide)	3	
In Situ/Benign/Uncer. Neoplasms	1		In Situ/Benign/Uncer. Neoplasms	2	
Anemias	1		Diabetes Mellitus	2	

(continued)

Cause of Death

Table 13. Leading Underlying Causes of Death for Females by Age, Wisconsin 2010 and 2011

2010	Number	Rate	2011	Number	Rate
25-44 YEARS	595	83.4	25-44 YEARS	594	83.8
Accidents (ex. med./surg. comp.)	134	18.8	Malignant Neoplasms	137	19.3
Malignant Neoplasms	133	18.6	Accidents (ex. med./surg. comp.)	130	18.3
Diseases of the Heart	61	8.5	Diseases of the Heart	62	8.7
Intentional Self-Harm (Suicide)	51	7.1	Intentional Self-Harm (Suicide)	57	8.0
Cerebrovascular Diseases	17		Chronic Liver Dis. and Cirrhosis	23	3.2
Chronic Liver Dis. and Cirrhosis	16		Assault (Homicide)	15	
Diabetes Mellitus	15		Influenza and Pneumonia	14	
Influenza and Pneumonia	11		Cerebrovascular Diseases	13	
Pregnancy, Childbirth and Puerper.	10		Diabetes Mellitus	12	
Assault (Homicide)	10		Congenital Malformations, etc.	12	
45-64 YEARS	3,134	397.7	45-64 YEARS	3,271	409.4
Malignant Neoplasms	1,328	168.5	Malignant Neoplasms	1,375	172.1
Diseases of the Heart	437	55.4	Diseases of the Heart	477	59.7
Accidents (ex. med./surg. comp.)	214	27.2	Accidents (ex. med./surg. comp.)	204	25.5
Chronic Lower Respiratory Dis.	140	17.8	Chronic Lower Respiratory Dis.	163	20.4
Cerebrovascular Diseases	104	13.2	Cerebrovascular Diseases	104	13.0
Chronic Liver Dis. and Cirrhosis	103	13.1	Diabetes Mellitus	98	12.3
Diabetes Mellitus	96	12.2	Chronic Liver Dis. and Cirrhosis	95	11.9
Intentional Self-Harm (Suicide)	76	9.6	Intentional Self-Harm (Suicide)	75	9.4
Nephritis/Nephrotic Syn./Nephrosis	51	6.5	Nephritis/Nephrotic Syn./Nephrosis	46	5.8
Influenza and Pneumonia	33	4.2	Septicemia	33	4.1
65-74 YEARS	3,037	1,443.4	65-74 YEARS	3,121	1,450.0
Malignant Neoplasms	1,256	597.0	Malignant Neoplasms	1,270	590.0
Diseases of the Heart	540	256.7	Diseases of the Heart	506	235.1
Chronic Lower Respiratory Dis.	234	111.2	Chronic Lower Respiratory Dis.	232	107.8
Cerebrovascular Diseases	134	63.7	Cerebrovascular Diseases	140	65.0
Diabetes Mellitus	88	41.8	Diabetes Mellitus	93	43.2
Nephritis/Nephrotic Syn./Nephrosis	74	35.2	Accidents (ex. med./surg. comp.)	82	38.1
Accidents (ex. med./surg. comp.)	65	30.9	Nephritis/Nephrotic Syn./Nephrosis	58	26.9
Alzheimer's Disease	38	18.1	Septicemia	40	18.6
Influenza and Pneumonia	36	17.1	Influenza and Pneumonia	37	17.2
Septicemia	29	13.8	Chronic Liver Dis. and Cirrhosis	37	17.2
75-84 YEARS	5,896	3,966.9	75-84 YEARS	5,903	4,001.2
Malignant Neoplasms	1,507	1,013.9	Malignant Neoplasms	1,473	998.4
Diseases of the Heart	1,260	847.7	Diseases of the Heart	1,202	814.7
Chronic Lower Respiratory Dis.	431	290.0	Chronic Lower Respiratory Dis.	470	318.6
Cerebrovascular Diseases	392	263.7	Cerebrovascular Diseases	407	275.9
Alzheimer's Disease	284	191.1	Alzheimer's Disease	295	200.0
Diabetes Mellitus	169	113.7	Accidents (ex. med./surg. comp.)	176	119.3
Nephritis/Nephrotic Syn./Nephrosis	164	110.3	Diabetes Mellitus	160	108.5
Accidents (ex. med./surg. comp.)	153	102.9	Nephritis/Nephrotic Syn./Nephrosis	145	98.3
Influenza and Pneumonia	113	76.0	Influenza and Pneumonia	109	73.9
Parkinson's Disease	68	45.8	Parkinson's Disease	81	54.9

(continued)

Table 13. Leading Underlying Causes of Death for Females by Age, Wisconsin 2010 and 2011

2010	Number	Rate	2011	Number	Rate
85 YEARS AND OVER	11,008	13,580.1	85 YEARS AND OVER	11,312	13,661.8
Diseases of the Heart	3,120	3,849.0	Diseases of the Heart	3,200	3,864.7
Malignant Neoplasms	1,106	1,364.4	Malignant Neoplasms	1,191	1,438.4
Cerebrovascular Diseases	901	1,111.5	Alzheimer's Disease	957	1,155.8
Alzheimer's Disease	880	1,085.6	Cerebrovascular Diseases	872	1,053.1
Chronic Lower Respiratory Dis.	460	567.5	Chronic Lower Respiratory Dis.	498	601.4
Accidents (ex. med./surg. comp.)	400	493.5	Accidents (ex. med./surg. comp.)	402	485.5
Influenza and Pneumonia	316	389.8	Influenza and Pneumonia	331	399.8
Nephritis/Nephrotic Syn./Nephrosis	303	373.8	Nephritis/Nephrotic Syn./Nephrosis	255	308.0
Diabetes Mellitus	196	241.8	Diabetes Mellitus	200	241.5
Hypertension/Hyperten. Renal Dis.	149	183.8	Hypertension/Hyperten. Renal Dis.	128	154.6

Source: Office of Health Informatics, Division of Public Health, Department of Health Services. For the population estimates used to calculate 2010 rates, see Technical Notes, page 87. For the population estimates used to calculate 2011 rates, see the Technical Notes, page 86.

Notes: Age-specific rates are deaths per 100,000 females in that age group. A rate is not calculated when there were fewer than 20 deaths.

Underlying cause of death is the disease or injury that initiated events resulting in death.

For the ICD-10 codes used for the cause-of-death groupings, see Technical Notes, page 80, and page 81 (infants only).

Conditions abbreviated in this table are spelled out in full in the Technical Notes.

- Cancer was the leading cause of death among girls ages 1-14 and women ages 25-84.
- Diseases of the heart were the leading cause of death among the oldest group of women (ages 85 and older).

Cause of Death

Table 14. Deaths by Underlying Cause of Death, Age and Sex, Wisconsin 2011

	Total	All Ages		Under 1		1 – 4		5 – 9	
		Male	Female	Male	Female	Male	Female	Male	Female
Age/Sex-Specific Death Rate	843.4	829.5	857.0	678.2	607.0	25.8	24.2	11.2	5.0
Total Deaths, All Causes	48,101	23,490	24,609	229	196	38	34	21	9
Tuberculosis	6	3	3						
Syphilis	1	1							
Human Immunodeficiency Virus	39	31	8						
Malignant Neoplasms	11,516	6,040	5,476			5	3	1	5
Stomach	183	112	71						
Colon, Rectum, Anus	986	533	453						
Pancreas	761	414	347						
Trachea, Bronchus and Lung	3,094	1,627	1,467						
Breast	796	15	781						
Cervix Uteri, Corpus Uteri, Ovary	507		507						
Prostate	622	622							
Urinary Tract	634	445	189						
Non-Hodgkin's Lymphoma	434	224	210						
Leukemia	491	280	211					2	1
Other Malignant Neoplasms	3,008	1,768	1,240			5	1	1	1
Diabetes Mellitus	1,179	614	565						
Alzheimer's Disease	1,806	513	1,293						
Major Cardiovascular Diseases	14,772	7,206	7,566	4	2	1	2		
Diseases of the Heart	11,233	5,777	5,456		1	1	1		
Hyp. Heart Dis. w/wo Renal Dis.	548	250	298						
Ischemic Heart Disease	6,700	3,812	2,888						
Other Diseases of the Heart	3,985	1,715	2,270		1	1	1		
Hypertension/Hypertens. Renal Dis.	392	153	239						
Cerebrovascular Diseases	2,546	1,003	1,543	3	1		1		
Atherosclerosis	151	53	98						
Other Dis. of Circulatory System	450	220	230	1					
Influenza and Pneumonia	982	459	523	6		2			
Chronic Lower Respiratory Diseases	2,628	1,251	1,377	1	3	1	1	2	
Peptic Ulcer	69	36	33						
Chronic Liver Disease and Cirrhosis	516	330	186						
Nephritis/Nephrotic Syn./Nephrosis	980	472	508						
Pregnancy, Childbirth and Puerperium	13		13						
Certain Cond. Orig. in Perinatal Per.	221	116	103	115	103	1			
Congenital Malformations, etc.	189	98	91	41	37	5	6	3	
Sudden Infant Death Syndrome	34	19	15	19	15				
Symptoms, Signs and Lab. Findings	182	82	100	3	4	1			
All Other Diseases	9,380	3,952	5,428	22	17	4	10	8	3
Motor Vehicle Accidents	604	423	181	1	1	1	2	4	
All Accidents (except motor vehicle)	2,036	1,131	905	14	10	9	4	3	1
Intentional Self-Harm (Suicide)	737	563	174						
Assault (Homicide)	145	113	32	3	2	8	5		
All Other External Causes	66	37	29		2		1		

(continued)

Cause of Death

Table 14. Deaths by Underlying Cause of Death, Age and Sex, Wisconsin 2011

	10 - 14		15 - 19		20 - 24		25 - 29	
	Male	Female	Male	Female	Male	Female	Male	Female
Age/Sex-Specific Death Rate	14.7	15.3	59.9	28.4	105.6	45.4	120.6	47.1
Total, All Causes	28	28	122	55	209	86	227	86
Tuberculosis								
Syphilis								
Human Immunodeficiency Virus								
Malignant Neoplasms	2	6	2	7	4	9	10	11
Stomach								
Colon, Rectum, Anus					1		1	
Pancreas								
Trachea, Bronchus and Lung							1	
Breast								
Cervix Uteri, Corpus Uteri, Ovary		1						5
Prostate								
Urinary Tract							1	1
Non-Hodgkin's Lymphoma				1				
Leukemia	1	1		4	1	1	2	
Other Malignant Neoplasms	1	4	2	2	2	8	5	5
Diabetes Mellitus					1	2		1
Alzheimer's Disease								
Major Cardiovascular Diseases	1	2	2	4	8	6	17	6
Diseases of the Heart	1		2	2	5	5	16	4
Hyp. Heart Dis. w/wo Renal Dis.						1	3	1
Ischemic Heart Disease	1		1		1	2	4	
Other Diseases of the Heart			1	2	4	2	9	3
Hypertension/Hypertens. Renal Dis.								
Cerebrovascular Diseases		2		2	2	1		1
Atherosclerosis								
Other Dis. of Circulatory System					1		1	1
Influenza and Pneumonia		2		1	1	2	1	2
Chronic Lower Respiratory Diseases		1	2	1	1		1	
Peptic Ulcer								
Chronic Liver Disease and Cirrhosis							1	
Nephritis/Nephrotic Syn./Nephrosis			1		1		1	
Pregnancy, Childbirth and Puerperium				1		3		1
Certain Cond. Orig. in Perinatal Per.								
Congenital Malformations, etc.	5	3	4		7	1	2	1
Sudden Infant Death Syndrome								
Symptoms, Signs and Lab. Findings			1	2	2	1	4	
All Other Diseases	4	6	3	7	11	8	19	14
Motor Vehicle Accidents	4	2	33	13	40	21	35	5
All Accidents (except motor vehicle)	5	2	21	10	62	13	64	25
Intentional Self-Harm (Suicide)	5	3	39	7	51	18	48	18
Assault (Homicide)		1	14	1	18	2	19	1
All Other External Causes	2			1	2		5	1

(continued)

Cause of Death

Table 14. Deaths by Underlying Cause of Death, Age and Sex, Wisconsin 2011

	30 – 34		35 – 39		40 – 44		45 – 49	
	Male	Female	Male	Female	Male	Female	Male	Female
Age/Sex-Specific Death Rate	139.1	59.0	142.7	91.6	196.1	136.4	328.4	209.4
Total, All Causes	255	104	240	150	372	254	692	441
Tuberculosis								
Syphilis								
Human Immunodeficiency Virus	1		1	2	2	3	9	1
Malignant Neoplasms	25	14	21	39	58	73	131	157
Stomach		1		1	2	1	5	5
Colon, Rectum, Anus	5		5	2	7	3	12	10
Pancreas	1			1	3	2	10	7
Trachea, Bronchus and Lung				2	12	9	26	32
Breast		4	1	11		27		34
Cervix Uteri, Corpus Uteri, Ovary		4		6		12		14
Prostate								
Urinary Tract	1		2	1	5	1	11	4
Non-Hodgkin's Lymphoma		1	1	1			2	1
Leukemia	1	1	1	3	3	2	3	4
Other Malignant Neoplasms	17	3	11	11	26	16	62	46
Diabetes Mellitus	6	2	7	2	9	7	15	7
Alzheimer's Disease								2
Major Cardiovascular Diseases	15	14	33	20	84	37	181	79
Diseases of the Heart	12	11	26	16	71	31	159	59
Hyp. Heart Dis. w/wo Renal Dis.	3	2	2	3	8	3	15	8
Ischemic Heart Disease	5	2	11	6	43	13	108	29
Other Diseases of the Heart	4	7	13	7	20	15	36	22
Hypertension/Hypertens. Renal Dis.	1		1		2		2	2
Cerebrovascular Diseases	1	3	3	4	7	5	13	16
Atherosclerosis								
Oth. Dis. of Circulatory System	1		3		4	1	7	2
Influenza and Pneumonia	2	3	2	5	2	4	8	3
Chronic Lower Respiratory Diseases	2	3		3	2	2	4	12
Peptic Ulcer							1	
Chronic Liver Disease and Cirrhosis	3	3	8	5	11	15	33	16
Nephritis/Nephrotic Syn./Nephrosis	2	2		1	3	1	2	7
Pregnancy, Childbirth and Puerperium		2		4		1		1
Certain Cond. Orig. in Perinatal Per.								
Congenital Malformations, etc.	2	4	1	4	2	3	4	3
Sudden Infant Death Syndrome								
Symptoms, Signs and Lab. Findings	7			2	3	6	1	1
All Other Diseases	26	10	30	15	54	36	102	76
Motor Vehicle Accidents	38	7	31	10	34	15	34	9
All Accidents (except motor vehicle)	64	21	51	22	57	25	80	38
Intentional Self-Harm (Suicide)	46	10	41	12	42	17	74	23
Assault (Homicide)	12	7	14	4	4	3	4	1
All Other External Causes	4	2			5	6	9	5

(continued)

Cause of Death

Table 14. Deaths by Underlying Cause of Death, Age and Sex, Wisconsin 2011

	50 – 54		55 – 59		60 – 64		65 – 69	
	Male	Female	Male	Female	Male	Female	Male	Female
Age/Sex-Specific Death Rate	506.7	311.6	794.2	476.6	1,084.3	708.2	1,708.1	1,115.5
Total, All Causes	1,117	689	1,573	946	1,806	1,195	1,932	1,349
Tuberculosis							2	1
Syphilis							1	
Human Immunodeficiency Virus	3	1	10	1	2		2	
Malignant Neoplasms	322	290	499	402	674	526	736	564
Stomach	6	3	9	6	11	4	18	5
Colon, Rectum, Anus	38	17	41	22	61	28	49	38
Pancreas	27	15	54	25	52	36	51	29
Trachea, Bronchus and Lung	84	76	136	109	200	170	262	198
Breast	2	62	2	76	4	77	1	82
Cervix Uteri, Corpus Uteri, Ovary		25		56		68		61
Prostate	3		17		29		45	
Urinary Tract	19	4	29	10	43	14	46	12
Non-Hodgkin's Lymphoma	8	11	15	9	17	12	22	13
Leukemia	13	5	11	5	16	12	26	16
Other Malignant Neoplasms	122	72	185	84	241	105	216	110
Diabetes Mellitus	30	15	53	40	68	36	72	40
Alzheimer's Disease	1		2	3	6	6	12	8
Major Cardiovascular Diseases	296	117	458	163	529	255	596	300
Diseases of the Heart	244	95	379	122	446	201	485	210
Hyp. Heart Dis. w/wo Renal Dis.	23	10	28	12	22	13	20	9
Ischemic Heart Disease	180	49	292	81	323	128	366	133
Other Diseases of the Heart	41	36	59	29	101	60	99	68
Hypertension/Hypertens. Renal Dis.	11	2	7	2	10	5	11	13
Cerebrovascular Diseases	36	15	50	32	58	41	74	64
Atherosclerosis			1	1	3		3	1
Oth. Dis. of Circulatory System	5	5	21	6	12	8	23	12
Influenza and Pneumonia	11	6	21	7	19	11	19	16
Chronic Lower Respiratory Diseases	24	20	40	47	73	84	107	98
Peptic Ulcer	3		4	3	1	2	6	3
Chronic Liver Disease and Cirrhosis	75	30	68	33	36	16	38	18
Nephritis/Nephrotic Syn./Nephrosis	8	6	22	15	22	18	29	25
Pregnancy, Childbirth and Puerperium								
Certain Cond. Orig. in Perinatal Per.								
Congenital Malformations, etc.	6	4	3	6	8	4	2	3
Sudden Infant Death Syndrome								
Symptoms, Signs and Lab. Findings	9	3	9	1	3	3	4	3
All Other Diseases	141	107	214	141	233	187	223	233
Motor Vehicle Accidents	30	8	38	20	25	12	14	10
All Accidents (except motor vehicle)	99	50	77	43	64	27	45	22
Intentional Self-Harm (Suicide)	51	27	47	19	39	6	23	4
Assault (Homicide)	6	2	3		4			
All Other External Causes	2	3	5	2		2	1	1

(continued)

Cause of Death

Table 14. Deaths by Underlying Cause of Death, Age and Sex, Wisconsin 2011

	70 – 74		75 – 79		80 – 84		85 – 89	
	Male	Female	Male	Female	Male	Female	Male	Female
Age/Sex-Specific Death Rate	2,760.1	1,878.9	4,237.7	2,948.2	7,188.7	5,190.5	12,503.6	9,269.0
Total, All Causes	2,292	1,772	2,649	2,307	3,470	3,596	3,426	4,666
Tuberculosis			1			1		
Syphilis								
Human Immunodeficiency Virus			1					
Malignant Neoplasms	862	706	818	694	884	779	643	688
Stomach	21	8	14	10	12	7	9	14
Colon, Rectum, Anus	63	66	66	51	75	73	70	75
Pancreas	60	48	59	47	55	53	31	58
Trachea, Bronchus and Lung	261	227	232	221	235	220	127	138
Breast	1	73	1	78	1	93	1	80
Cervix Uteri, Corpus Uteri, Ovary		68		54		62		41
Prostate	87		105		112		131	
Urinary Tract	67	19	54	26	60	32	71	33
Non-Hodgkin's Lymphoma	35	23	33	23	38	39	34	51
Leukemia	44	28	57	33	48	29	36	32
Other Malignant Neoplasms	223	146	197	151	248	171	133	166
Diabetes Mellitus	76	53	73	64	79	96	79	112
Alzheimer's Disease	18	22	39	95	123	200	161	324
Major Cardiovascular Diseases	660	412	838	637	1,139	1,133	1,232	1,685
Diseases of the Heart	519	296	677	423	890	779	976	1,180
Hyp. Hrt. Dis. w/wo Renal Dis.	12	12	18	13	31	30	39	67
Ischemic Heart Disease	363	177	476	245	585	440	559	603
Other Diseases of the Heart	144	107	183	165	274	309	378	510
Hypertension/Hypertens. Renal Dis.	10	15	13	26	32	46	25	55
Cerebrovascular Diseases	105	76	117	149	174	258	192	376
Atherosclerosis	4	1	4	4	8	14	12	27
Oth. Dis. of Circulatory System	22	24	27	35	35	36	27	47
Influenza and Pneumonia	37	21	48	36	83	73	96	104
Chronic Lower Respiratory Diseases	161	134	224	175	263	295	221	281
Peptic Ulcer	3		5	1	7	7	2	12
Chronic Liver Disease and Cirrhosis	20	19	18	10	6	11	12	8
Nephritis/Nephrotic Syn/Nephrosis	47	33	59	58	85	87	97	121
Pregnancy, Childbirth and Puerperium								
Certain Cond. Orig in Perinatal Per.								
Congenital Malformations, etc.		3	1	1		5	2	3
Sudden Infant Death Syndrome								
Symptoms, Signs and Lab. Findings	3	6	1	2	14	9	7	10
All Other Diseases	339	309	427	467	659	780	737	1,148
Motor Vehicle Accidents	15	8	19	11	14	13	9	9
All Accidents (except motor vehicle)	38	42	53	53	102	102	118	159
Intentional Self-Harm (Suicide)	12	4	22	1	11	3	8	2
Assault (Homicide)	1		2			1	1	
All Other External Causes				2	1	1	1	

(continued)

Cause of Death

Table 14. Deaths by Underlying Cause of Death, Age and Sex, Wisconsin 2011

	90 – 94		95+	
	Male	Female	Male	Female
Age/Sex-Specific Death Rate	22,000.0	16,991.8	34,343.4	31,017.4
Total, All Causes	2,112	4,146	680	2,500
Tuberculosis				1
Human Immunodeficiency Virus				
Malignant Neoplasms	289	372	54	131
Stomach	4	3	1	3
Colon, Rectum, Anus	32	50	7	18
Pancreas	10	23	1	3
Trachea, Bronchus and Lung	47	48	4	17
Breast		68	1	16
Cervix Uteri, Corpus Uteri, Ovary		22		8
Prostate	73		20	
Urinary Tract	30	20	6	12
Non-Hodgkin's Lymphoma	18	19	1	6
Leukemia	13	22	4	10
Other Malignant Neoplasms	62	97	9	38
Diabetes Mellitus	38	62	8	26
Alzheimer's Disease	112	388	39	245
Major Cardiovascular Diseases	832	1,636	280	1,056
Diseases of the Heart	644	1,207	224	813
Hyp. Heart Dis. w/wo Renal Disease	22	69	4	45
Ischemic Heart Disease	369	579	125	401
Other Diseases of the Heart	253	559	95	367
Hypertension/Hypertens. Renal Dis.	19	39	9	34
Cerebrovascular Diseases	132	331	36	165
Atherosclerosis	12	27	6	23
Oth. Dis. of Circulatory System	25	32	5	21
Influenza and Pneumonia	67	123	34	104
Chronic Lower Respiratory Diseases	98	155	24	62
Peptic Ulcer	3	3	1	2
Chronic Liver Disease and Cirrhosis	1	2		
Nephritis/Nephrotic Syn./Nephrosis	71	96	22	38
Pregnancy, Childbirth and Puerperium				
Certain Cond. Orig. in Perinatal Per.				
Congenital Malformations, etc.			1	1
Sudden Infant Death Syndrome				
Symptoms, Signs and Lab. Findings	5	19	5	28
All Other Diseases	517	1,136	179	718
Motor Vehicle Accidents	3	4	1	1
All Accidents (except motor vehicle)	76	148	29	88
Intentional Self-Harm (Suicide)			4	
Assault (Homicide)		2		
All Other External Causes				

Source: Office of Health Informatics, Division of Public Health, Department of Health Services.

For the population data used to calculate rates, see Technical Notes, page 86.

Notes: The age/sex-specific rates are deaths per 100,000 population in that age/sex group. Underlying cause of death is the disease or injury that initiated events resulting in death. For the ICD-10 codes used for cause-of-death groupings, see Technical Notes, page 83. Conditions abbreviated in this table are spelled out in full in the Technical Notes. Included in the total are two decedents whose sex was reported as unknown.

Cause of Death

Table 15. Deaths by Underlying Cause of Death, Race and Sex, Wisconsin 2011

	Total		White		Black/African American		American Indian	
	Male	Female	Male	Female	Male	Female	Male	Female
Total Deaths, All Causes	23,490	24,609	22,020	23,246	1,145	1,068	188	166
Tuberculosis	3	3	1	3	1			
Syphilis	1		1					
Human Immunodeficiency Virus	31	8	20	5	10	3		
Malignant Neoplasms	6,040	5,476	5,708	5,153	265	258	32	29
Stomach	112	71	100	58	10	10	1	
Colon, Rectum, Anus	533	453	495	433	29	15	4	3
Pancreas	414	347	394	330	18	13	2	2
Trachea, Bronchus and Lung	1,627	1,467	1,526	1,381	80	70	14	8
Breast	15	781	14	719	1	53		6
Cervix/Corpus Uteri, Ovary		507		475		26		1
Prostate	622		583		34		2	
Urinary Tract	445	189	432	182	13	6		
Non-Hodgkin's Lymphoma	224	210	215	201	4	9	3	
Leukemia	280	211	276	200	3	8		1
Other Malignant Neoplasms	1,768	1,240	1,673	1,174	73	48	6	8
Diabetes Mellitus	614	565	566	497	31	52	11	10
Alzheimer's Disease	513	1,293	505	1,263	7	25	1	3
Major Cardiovascular Diseases	7,206	7,566	6,788	7,171	342	310	44	49
Diseases of the Heart	5,777	5,456	5,460	5,180	263	222	35	34
Hyp. Heart Dis. w/wo Renal Disease	250	298	208	257	38	37	2	3
Ischemic Heart Diseases	3,812	2,888	3,634	2,740	142	114	25	21
Other Diseases of the Heart	1,715	2,270	1,618	2,183	83	71	8	10
Essential Hypertension/Hypertensive Renal Disease	153	239	141	218	12	17		2
Cerebrovascular Diseases	1,003	1,543	932	1,457	52	63	7	10
Atherosclerosis	53	98	51	98	2			
Other Diseases of Circulatory System	220	230	204	218	13	8	2	3
Influenza and Pneumonia	459	523	433	502	18	16	4	2
Chronic Lower Respiratory Diseases	1,251	1,377	1,200	1,331	35	33	12	9
Peptic Ulcer	36	33	34	31	2	2		
Chronic Liver Disease and Cirrhosis	330	186	306	165	12	10	11	9
Nephritis/Nephrotic Syn./Nephrosis	472	508	437	461	27	39	5	3
Pregnancy, Childbirth and Puerperium		13		9		3		1
Certain Cond. Orig. Perinatal Period	116	103	73	71	32	28	3	2
Congenital Malformations, etc.	98	91	81	81	11	8	4	1
Sudden Infant Death Syndrome	19	15	13	9	5	5	1	
Symptoms, Signs and Lab Findings	82	100	74	96	7	4		
All Other Diseases	3,952	5,428	3,730	5,170	167	204	33	32
Motor Vehicle Accidents	423	181	392	170	20	6	7	4
All Accidents (except motor vehicle)	1,131	905	1,044	852	66	45	13	6
Intentional Self-Harm (Suicide)	563	174	543	161	12	5	3	3
Assault (Homicide)	113	32	39	19	72	12	2	1
All Other External Causes	37	29	32	26	3		2	2

(continued)

Cause of Death

Table 15. Deaths by Underlying Cause of Death, Race and Sex, Wisconsin 2011

	Laotian or Hmong		Other Asian	
	Male	Female	Male	Female
Total Deaths, All Causes	54	54	79	73
Tuberculosis			1	
Syphilis				
Human Immunodeficiency Virus	1			
Malignant Neoplasms	8	12	27	23
Stomach		2	1	1
Colon, Rectum, Anus	1	1	4	1
Pancreas		2		
Trachea, Bronchus and Lung	2		5	7
Breast				3
Cervix/Corpus Uteri, Ovary		2		3
Prostate			3	
Urinary Tract				1
Non-Hodgkin's Lymphoma	1		1	
Leukemia	1			2
Other Malignant Neoplasms	3	5	13	5
Diabetes Mellitus	4	4	2	2
Alzheimer's Disease		1		1
Major Cardiovascular Diseases	14	19	18	16
Diseases of the Heart	3	10	16	10
Hyp. Heart Dis. w/wo Renal Disease		1	2	
Ischemic Heart Diseases	2	7	9	6
Other Diseases of the Heart	1	2	5	4
Essential Hypertension/Hypertensive Renal Disease		2		
Cerebrovascular Diseases	10	6	2	6
Atherosclerosis				
Other Diseases of Circulatory System	1	1		
Influenza and Pneumonia	1		3	3
Chronic Lower Respiratory Diseases	1	3	3	1
Peptic Ulcer				
Chronic Liver Disease and Cirrhosis		1	1	1
Nephritis/Nephrotic Syndrome/Nephrosis	2	3	1	2
Pregnancy, Childbirth and Puerperium				
Certain Conditions Orig. Perinatal Period	5	1	3	1
Congenital Malformations, etc.	2			1
Sudden Infant Death Syndrome		1		
Symptoms, Signs and Lab Findings			1	
All Other Diseases	12	7	8	15
Motor Vehicle Accidents	1		2	1
All Accidents (except motor vehicle)	2	1	5	1
Intentional Self-Harm (Suicide)	1	1	4	4
Assault (Homicide)				
All Other External Causes				1

Source: Office of Health Informatics, Division of Public Health, Department of Health Services.

Notes: Underlying cause of death is the disease or injury that initiated events resulting in death. For the ICD-10 codes used, see Technical Notes, page 83. Included in the total are four male deaths and one female death whose race was unknown. Also included in the total is one Hawaiian female death. Not included in this table are two decedents whose sex was reported as unknown.

Cause of Death

Table 16. Deaths by Underlying Cause of Death, Hispanic Origin and Sex, Wisconsin 2011

	Total		Hispanic/Latino		Non-Hispanic/Latino	
	Male	Female	Male	Female	Male	Female
Total Deaths, All Causes	23,490	24,609	309	226	23,181	24,383
Tuberculosis	3	3			3	3
Syphilis	1				1	
Human Immunodeficiency Virus	31	8	4	2	27	6
Malignant Neoplasms	6,040	5,476	74	39	5,966	5,437
Stomach	112	71	4	1	108	70
Colon, Rectum, Anus	533	453	2	3	531	450
Pancreas	414	347	6		408	347
Trachea, Bronchus and Lung	1,627	1,467	11	5	1,616	1,462
Breast	15	781		6	15	775
Cervix/Corpus Uteri, Ovary		507		9		498
Prostate	622		6		616	
Urinary Tract	445	189	5	2	440	187
Non-Hodgkin's Lymphoma	224	210	4		220	210
Leukemia	280	211	3	1	277	210
Other Malignant Neoplasms	1,768	1,240	33	12	1,735	1,228
Diabetes Mellitus	614	565	14	11	600	554
Alzheimer's Disease	513	1,293	2	13	511	1,280
Major Cardiovascular Diseases	7,206	7,566	62	46	7,144	7,520
Diseases of the Heart	5,777	5,456	33	32	5,744	5,424
Hyp. Heart Dis. w/wo Renal Disease	250	298	4	1	246	297
Ischemic Heart Diseases	3,812	2,888	22	16	3,790	2,872
Other Diseases of the Heart	1,715	2,270	7	15	1,708	2,255
Essential Hypertension/Hypertensive Renal Disease	153	239		2	153	237
Cerebrovascular Diseases	1,003	1,543	24	8	979	1,535
Atherosclerosis	53	98			53	98
Other Dis. of Circulatory System	220	230	5	4	215	226
Influenza and Pneumonia	459	523	2	5	457	518
Chronic Lower Respiratory Diseases	1,251	1,377	7	8	1,244	1,369
Peptic Ulcer	36	33			36	33
Chronic Liver Disease and Cirrhosis	330	186	8	8	322	178
Nephritis/Nephrotic Syndrome/Nephrosis	472	508	3	9	469	499
Pregnancy, Childbirth and the Puerperium		13		1		12
Certain Conditions Orig. Perinatal Period	116	103	5	14	111	89
Congenital Malformations, etc.	98	91	4	8	94	83
Sudden Infant Death Syndrome	19	15		2	19	13
Symptoms, Signs and Lab. Findings	82	100		1	82	99
All Other Diseases	3,952	5,428	45	36	3,907	5,392
Motor Vehicle Accidents	423	181	16	6	407	175
All Accidents (except motor vehicle)	1,131	905	40	8	1,091	897
Intentional Self-Harm (Suicide)	563	174	14	5	549	169
Assault (Homicide)	113	32	8	3	105	29
All Other External Causes	37	29	1	1	36	28

Source: Office of Health Informatics, Division of Public Health, Department of Health Services.

Notes: Underlying cause of death is the disease or injury that initiated events resulting in death. For the ICD-10 codes used for cause-of-death groupings, see Technical Notes, page 83. Not included in this table are two decedents whose sex was reported as unknown.

Cause of Death

Table 17. Leading Underlying Causes of Death by Race, Wisconsin 2010 and 2011

2010			2011		
	Number	Percent		Number	Percent
TOTAL, ALL RACES	47,212	100.0	TOTAL, ALL RACES	48,101	100.0
Malignant Neoplasms	11,268	23.9	Malignant Neoplasms	11,516	23.9
Diseases of the Heart	11,086	23.5	Diseases of the Heart	11,233	23.4
Cerebrovascular Diseases	2,598	5.5	Chronic Lower Respiratory Dis.	2,628	5.5
Accidents (ex. med./surg. comp.)	2,496	5.3	Accidents (ex. med./surg. comp.)	2,615	5.4
Chronic Lower Respiratory Dis.	2,471	5.2	Cerebrovascular Diseases	2,546	5.3
Alzheimer's Disease	1,762	3.7	Alzheimer's Disease	1,806	3.8
Nephritis/Nephrotic/Nephrosis	1,163	2.5	Diabetes Mellitus	1,179	2.5
Diabetes Mellitus	1,154	2.4	Influenza and Pneumonia	982	2.0
Influenza and Pneumonia	901	1.9	Nephritis/Nephrotic/Nephrosis	980	2.0
Intentional Self-Harm (Suicide)	792	1.7	Intentional Self-Harm (Suicide)	737	1.5
Chronic Liver Disease/Cirrhosis	526	1.1	Chronic Liver Disease/Cirrhosis	516	1.1
Septicemia	492	1.0	Parkinson's Disease	496	1.0
WHITE	44,358	100.0	WHITE	45,268	100.0
Malignant Neoplasms	10,602	23.9	Malignant Neoplasms	10,861	24.0
Diseases of the Heart	10,481	23.6	Diseases of the Heart	10,640	23.5
Cerebrovascular Diseases	2,452	5.5	Chronic Lower Respiratory Dis.	2,531	5.6
Chronic Lower Respiratory Dis.	2,384	5.4	Accidents (ex. med./surg. comp.)	2,435	5.4
Accidents (ex. med./surg. comp.)	2,317	5.2	Cerebrovascular Diseases	2,389	5.3
Alzheimer's Disease	1,723	3.9	Alzheimer's Disease	1,768	3.9
Nephritis/Nephrotic/Nephrosis	1,048	2.4	Diabetes Mellitus	1,063	2.3
Diabetes Mellitus	1,043	2.4	Influenza and Pneumonia	935	2.1
Influenza and Pneumonia	870	2.0	Nephritis/Nephrotic/Nephrosis	898	2.0
Intentional Self-Harm (Suicide)	731	1.6	Intentional Self-Harm (Suicide)	704	1.6
Parkinson's Disease	490	1.1	Parkinson's Disease	483	1.1
Chronic Liver Disease/Cirrhosis	482	1.1	Chronic Liver Disease/Cirrhosis	471	1.0
BLACK/AFRICAN AMERICAN	2,226	100.0	BLACK/AFRICAN AMERICAN	2,213	100.0
Malignant Neoplasms	526	23.6	Malignant Neoplasms	523	23.6
Diseases of the Heart	490	22.0	Diseases of the Heart	485	21.9
Accidents (ex. med./surg. comp.)	128	5.8	Accidents (ex. med./surg. comp.)	135	6.1
Cerebrovascular Diseases	119	5.3	Cerebrovascular Diseases	115	5.2
Nephritis/Nephrotic/Nephrosis	86	3.9	Assault (Homicide)	84	3.8
Diabetes Mellitus	79	3.5	Diabetes Mellitus	83	3.8
Assault (Homicide)	77	3.5	Chronic Lower Respiratory Dis.	68	3.1
Chronic Lower Respiratory Dis.	68	3.1	Nephritis/Nephrotic/Nephrosis	66	3.0
Certain Cond Orig in Perinatal Per	52	2.3	Certain Cond Orig in Perinatal Per.	60	2.7
Alzheimer's Disease	30	1.3	Influenza and Pneumonia	34	1.5
Intentional Self-Harm (Suicide)	29	1.3	Septicemia	33	1.5
Chronic Liver Disease/Cirrhosis	25	1.1	Alzheimer's Disease	32	1.4

(continued)

Cause of Death

Table 17. Leading Underlying Causes of Death by Race, Wisconsin 2010 and 2011

2010			2011		
	Number	Percent		Number	Percent
AMERICAN INDIAN	363	100.0	AMERICAN INDIAN	354	100.0
Malignant Neoplasms	76	20.9	Diseases of the Heart	69	19.5
Diseases of the Heart	74	20.4	Malignant Neoplasms	61	17.2
Accidents (ex. med./surg. comp.)	33	9.1	Accidents (ex. med./surg. comp.)	30	8.5
Diabetes Mellitus	24	6.6	Diabetes Mellitus	21	5.9
Chronic Liver Disease/Cirrhosis	17	4.7	Chronic Lower Respiratory Dis.	21	5.9
Nephritis/Nephrotic/Nephrosis	16	4.4	Chronic Liver Disease/Cirrhosis	20	5.6
Chronic Lower Respiratory Dis.	14	3.9	Cerebrovascular Diseases	17	4.8
Cerebrovascular Diseases	13	3.6	Nephritis/Nephrotic/Nephrosis	8	2.3
Intentional Self-Harm (Suicide)	11	3.0	Influenza and Pneumonia	6	1.7
Alzheimer's Disease	8	2.2	Intentional Self-Harm (Suicide)	6	1.7
Influenza and Pneumonia	6	1.7	Certain Cond. Orig. Perinatal Per.	5	1.4
Septicemia	5	1.4	Congenital Malformations, etc.	5	1.4
ASIAN	258	100.0	ASIAN	260	100.0
Malignant Neoplasms	62	24.0	Malignant Neoplasms	70	26.9
Diseases of the Heart	40	15.5	Diseases of the Heart	39	15.0
Intentional Self-Harm (Suicide)	21	8.1	Cerebrovascular Diseases	24	9.2
Accidents (ex. med./surg. comp.)	18	7.0	Accidents (ex. med./surg. comp.)	13	5.0
Cerebrovascular Diseases	14	5.4	Diabetes Mellitus	12	4.6
Nephritis/Nephrotic/Nephrosis	13	5.0	Certain Cond. Orig. Perinatal Per.	10	3.8
Diabetes Mellitus	8	3.1	Intentional Self-Harm (Suicide)	10	3.8
Septicemia	5	1.9	Chronic Lower Respiratory Dis.	8	3.1
Aortic Aneurysm and Dissection	5	1.9	Nephritis/Nephrotic/Nephrosis	8	3.1
Chronic Lower Respiratory Dis.	5	1.9	Influenza and Pneumonia	7	2.7
Hypertension/Hyperten Renal Dis.	4	1.6	Parkinson's Disease	4	1.5
Influenza and Pneumonia	4	1.6	Chronic Liver Disease and Cirrhosis	3	1.2

Source: Office of Health Informatics, Division of Public Health, Department of Health Services.

Notes: The 2010 total includes six deaths for which race was unknown; the 2011 total includes five deaths where race was unknown. Also included in the 2010 and 2011 totals is one Hawaiian death in each of those years.

Underlying cause of death is the disease or injury that initiated the events resulting in death.

For the ICD-10 codes used for cause-of-death groupings, see Technical Notes, page 80.

Conditions abbreviated in this table are spelled out in full in the Technical Notes.

- Cancer and diseases of the heart were the two leading underlying causes of death in each race group. In 2011, cancer accounted for 24 percent of deaths among whites and African Americans, 17 percent of deaths among American Indians and 27 percent of deaths among Asians. Diseases of the heart accounted for 22 percent of deaths among African Americans, 24 percent of deaths among whites, 20 percent of deaths among American Indians and 15 percent of deaths among Asians.
- Accidents accounted for over 5 percent of total deaths in 2011, 5 percent of deaths among whites, 5 percent of deaths among African Americans, 9 percent of deaths among American Indians and 5 percent of deaths among Asians.
- Differences in leading causes of death by race reflect differences in population age structure (as well as other factors): compared with the total state population, larger proportions of African Americans and other minority groups are children and young adults.

Cause of Death

Table 18. Leading Underlying Causes of Death for Males by Race, Wisconsin 2010 and 2011

2010			2011		
	Number	Percent		Number	Percent
TOTAL, ALL RACES	23,198	100.0	TOTAL, ALL RACES	23,490	100.0
Malignant Neoplasms	5,919	25.5	Malignant Neoplasms	6,040	25.7
Diseases of the Heart	5,663	24.4	Diseases of the Heart	5,777	24.6
Accidents (ex. med./surg. comp.)	1,456	6.3	Accidents (ex. med./surg. comp.)	1,542	6.6
Chronic Lower Respiratory Dis.	1,198	5.2	Chronic Lower Respiratory Dis.	1,251	5.3
Cerebrovascular Diseases	1,047	4.5	Cerebrovascular Diseases	1,003	4.3
Intentional Self-Harm (Suicide)	632	2.7	Diabetes Mellitus	614	2.6
Diabetes Mellitus	587	2.5	Intentional Self-Harm (Suicide)	563	2.4
Nephritis/Nephrotic/Nephrosis	568	2.4	Alzheimer's Disease	513	2.2
Alzheimer's Disease	546	2.4	Nephritis/Nephrotic/Nephrosis	472	2.0
Influenza and Pneumonia	386	1.7	Influenza and Pneumonia	459	2.0
Chronic Liver Disease/Cirrhosis	330	1.4	Chronic Liver Disease/Cirrhosis	330	1.4
Parkinson's Disease	301	1.3	Parkinson's Disease	292	1.2
WHITE	21,696	100.0	WHITE	22,020	100.0
Malignant Neoplasms	5,580	25.7	Malignant Neoplasms	5,708	25.9
Diseases of the Heart	5,327	24.6	Diseases of the Heart	5,460	24.8
Accidents (ex. med./surg. comp.)	1,344	6.2	Accidents (ex. med./surg. comp.)	1,424	6.5
Chronic Lower Respiratory Dis.	1,154	5.3	Chronic Lower Respiratory Dis.	1,200	5.4
Cerebrovascular Diseases	980	4.5	Cerebrovascular Diseases	932	4.2
Intentional Self-Harm (Suicide)	586	2.7	Diabetes Mellitus	566	2.6
Alzheimer's Disease	533	2.5	Intentional Self-Harm (Suicide)	543	2.5
Diabetes Mellitus	529	2.4	Alzheimer's Disease	505	2.3
Nephritis/Nephrotic/Nephrosis	518	2.4	Nephritis/Nephrotic/Nephrosis	437	2.0
Influenza and Pneumonia	373	1.7	Influenza and Pneumonia	433	2.0
Chronic Liver Disease/Cirrhosis	303	1.4	Chronic Liver Disease/Cirrhosis	306	1.4
Parkinson's Disease	300	1.4	Parkinson's Disease	282	1.3
BLACK/AFRICAN AMERICAN	1,170	100.0	BLACK/AFRICAN AMERICAN	1,145	100.0
Malignant Neoplasms	276	23.6	Malignant Neoplasms	265	23.1
Diseases of the Heart	271	23.2	Diseases of the Heart	263	23.0
Accidents (ex. med./surg. comp.)	78	6.7	Accidents (ex. med./surg. comp.)	86	7.5
Assault (Homicide)	66	5.6	Assault (Homicide)	72	6.3
Cerebrovascular Diseases	56	4.8	Cerebrovascular Diseases	52	4.5
Diabetes Mellitus	41	3.5	Chronic Lower Respiratory Dis.	35	3.1
Chronic Lower Respiratory Dis.	33	2.8	Certain Cond. Orig. Perinatal Per.	32	2.8
Nephritis/Nephrotic/Nephrosis	33	2.8	Diabetes Mellitus	31	2.7
Certain Cond. Orig. Perinatal Per.	30	2.6	Nephritis/Nephrotic/Nephrosis	27	2.4
Intentional Self-Harm (Suicide)	24	2.1	Influenza and Pneumonia	18	1.6
Chronic Liver Disease/Cirrhosis	19	1.6	Hypertension/Hypertens. Renal Dis	12	1.0
Human Immunodeficient Virus (HIV)	12	1.0	Chronic Liver Disease/Cirrhosis	12	1.0

(continued)

Cause of Death

Table 18. Leading Underlying Causes of Death for Males by Race, Wisconsin 2010 and 2011

2010	Number	Percent	2011	Number	Percent
AMERICAN INDIAN	191	100.0	AMERICAN INDIAN	188	100.0
Diseases of the Heart	40	20.9	Diseases of the Heart	35	18.6
Malignant Neoplasms	37	19.4	Malignant Neoplasms	32	17.0
Accidents (ex. med./surg. comp.)	25	13.1	Accidents (ex. med./surg. comp.)	20	10.6
Diabetes Mellitus	13	6.8	Chronic Lower Respiratory Dis	12	6.4
Nephritis/Nephrotic/Nephrosis	11	5.8	Diabetes Mellitus	11	5.9
Chronic Liver Disease/Cirrhosis	8	4.2	Chronic Liver Disease/Cirrhosis	11	5.9
Intentional Self-Harm (Suicide)	8	4.2	Cerebrovascular Diseases	7	3.7
Chronic Lower Respiratory Dis	7	3.7	Nephritis/Nephrotic/Nephrosis	5	2.7
Alzheimer's Disease	4	2.1	Influenza and Pneumonia	4	2.1
Cerebrovascular Diseases	3	1.6	Congenital Malformations, etc.	4	2.1
Septicemia	2	1.0	Certain Cond. Orig. Perinatal Per.	3	1.6
Viral Hepatitis	2	1.0	Intentional Self-Harm (Suicide)	3	1.6
ASIAN	137	100.0	ASIAN	133	100.0
Malignant Neoplasms	26	19.0	Malignant Neoplasms	35	26.3
Diseases of the Heart	25	18.2	Diseases of the Heart	19	14.3
Intentional Self-Harm (Suicide)	14	10.2	Cerebrovascular Diseases	12	9.0
Accidents (ex. med./surg. comp.)	9	6.6	Accidents (ex. med./surg. comp.)	10	7.5
Cerebrovascular Diseases	8	5.8	Certain Cond. Orig. Perinatal Per.	8	6.0
Nephritis/Nephrotic/Nephrosis	6	4.4	Diabetes Mellitus	6	4.5
Diabetes Mellitus	4	2.9	Intentional Self-Harm (Suicide)	5	3.8
Aortic Aneurysm and Dissection	4	2.9	Influenza and Pneumonia	4	3.0
Chronic Lower Respiratory Dis.	4	2.9	Chronic Lower Respiratory Dis.	4	3.0
Septicemia	3	2.2	Parkinson's Disease	3	2.3
Congenital Malformations, etc.	3	2.2	Nephritis/Nephrotic/Nephrosis	3	2.3
Hypertension/Hypertens. Renal Dis	2	1.5	Congenital Malformations, etc.	2	1.5

Source: Office of Health Informatics, Division of Public Health, Department of Health Services.

Notes: There were four decedents in 2010 and four in 2011 whose race was unknown; these were included in the totals.

Underlying cause of death is the disease or injury that initiated events resulting in death.

For the ICD-10 codes used for cause-of-death groupings, see Technical Notes, page 80.

Conditions abbreviated in this table are spelled out in full in the Technical Notes.

- Malignant neoplasms (cancer) and diseases of the heart were the leading underlying causes of death in 2011 for males of all races in Wisconsin.
- Accidents were the third leading cause of death among males of all races except Asian males, for whom cerebrovascular disease was the third leading cause.

Cause of Death

Table 19. Leading Underlying Causes of Death for Females by Race, Wisconsin 2010 and 2011

2010			2011		
	Number	Percent		Number	Percent
TOTAL, ALL RACES	24,014	100.0	TOTAL, ALL RACES	24,609	100.0
Diseases of the Heart	5,423	22.6	Malignant Neoplasms	5,476	22.3
Malignant Neoplasms	5,349	22.3	Diseases of the Heart	5,456	22.2
Cerebrovascular Diseases	1,551	6.5	Cerebrovascular Diseases	1,543	6.3
Chronic Lower Respiratory Dis.	1,273	5.3	Chronic Lower Respiratory Dis.	1,377	5.6
Alzheimer's Disease	1,216	5.1	Alzheimer's Disease	1,293	5.3
Accidents (ex. med./surg. comp.)	1,040	4.3	Accidents (ex. med./surg. comp.)	1,073	4.4
Nephritis/Nephrotic/Nephrosis	595	2.5	Diabetes Mellitus	565	2.3
Diabetes Mellitus	567	2.4	Influenza and Pneumonia	523	2.1
Influenza and Pneumonia	515	2.1	Nephritis/Nephrotic/Nephrosis	508	2.1
Hypertension/Hyperten. Renal Dis.	239	1.0	Septicemia	257	1.0
Septicemia	203	0.8	Hypertension/Hyperten. Renal Dis.	239	1.0
Chronic Liver Disease/Cirrhosis	196	0.8	Parkinson's Disease	204	0.8
WHITE	22,662	100.0	WHITE	23,246	100.0
Diseases of the Heart	5,154	22.7	Diseases of the Heart	5,180	22.3
Malignant Neoplasms	5,022	22.2	Malignant Neoplasms	5,153	22.2
Cerebrovascular Diseases	1,472	6.5	Cerebrovascular Diseases	1,457	6.3
Chronic Lower Respiratory Dis.	1,230	5.4	Chronic Lower Respiratory Dis.	1,331	5.7
Alzheimer's Disease	1,190	5.3	Alzheimer's Disease	1,263	5.4
Accidents (ex. med./surg. comp.)	973	4.3	Accidents (ex. med./surg. comp.)	1,011	4.3
Nephritis/Nephrotic/Nephrosis	530	2.3	Influenza and Pneumonia	502	2.2
Diabetes Mellitus	514	2.3	Diabetes Mellitus	497	2.1
Influenza and Pneumonia	497	2.2	Nephritis/Nephrotic/Nephrosis	461	2.0
Hypertension/Hypertens. Renal Dis.	224	1.0	Septicemia	233	1.0
Parkinson's Disease	190	0.8	Hypertension/Hypertens. Renal Dis.	218	0.9
Septicemia	185	0.8	Parkinson's Disease	201	0.9
BLACK/AFRICAN AMERICAN	1,056	100.0	BLACK/AFRICAN AMERICAN	1,068	100.0
Malignant Neoplasms	250	23.7	Malignant Neoplasms	258	24.2
Diseases of the Heart	219	20.7	Diseases of the Heart	222	20.8
Cerebrovascular Diseases	63	6.0	Cerebrovascular Diseases	63	5.9
Nephritis/Nephrotic/Nephrosis	53	5.0	Diabetes Mellitus	52	4.9
Accidents (ex. med./surg. comp.)	50	4.7	Accidents (ex. med./surg. comp.)	49	4.6
Diabetes Mellitus	38	3.6	Nephritis/Nephrotic/Nephrosis	39	3.7
Chronic Lower Respiratory Dis.	35	3.3	Chronic Lower Respiratory Dis.	33	3.1
Certain Cond. Orig. Perinatal Per.	22	2.1	Certain Cond. Orig. Perinatal Per.	28	2.6
Alzheimer's Disease	21	2.0	Alzheimer's Disease	25	2.3
Septicemia	13	1.2	Septicemia	22	2.1
Hypertension/Hypertens. Renal Dis.	13	1.2	Hypertension/Hypertens. Renal Dis.	17	1.6
Influenza and Pneumonia	11	1.0	Influenza and Pneumonia	16	1.5

(continued)

Cause of Death

Table 19. Leading Underlying Causes of Death for Females by Race, Wisconsin 2010 and 2011

2010		Number	Percent	2011		Number	Percent
AMERICAN INDIAN		172	100.0	AMERICAN INDIAN		166	100.0
Malignant Neoplasms		39	22.7	Diseases of the Heart		34	20.5
Diseases of the Heart		34	19.8	Malignant Neoplasms		29	17.5
Diabetes Mellitus		11	6.4	Cerebrovascular Diseases		10	6.0
Cerebrovascular Diseases		10	5.8	Diabetes Mellitus		10	6.0
Chronic Liver Disease and Cirrhosis		9	5.2	Accidents (ex. med./surg. comp.)		10	6.0
Accidents (ex. med./surg. comp.)		8	4.7	Chronic Lower Respiratory Dis.		9	5.4
Chronic Lower Respiratory Dis.		7	4.1	Chronic Liver Disease and Cirrhosis		9	5.4
Influenza and Pneumonia		5	2.9	Alzheimer's Disease		3	1.8
Nephritis/Nephrotic/Nephrosis		5	2.9	Nephritis/Nephrotic/Nephrosis		3	1.8
Alzheimer's Disease		4	2.3	Intentional Self-Harm (Suicide)		3	1.8
Septicemia		3	1.7	Hypertension/Hypertens. Renal Dis.		2	1.2
Intentional Self-Harm (Suicide)		3	1.7	Influenza and Pneumonia		2	1.2
ASIAN		121	100.0	ASIAN		127	100.0
Malignant Neoplasms		36	29.8	Malignant Neoplasms		35	27.6
Diseases of the Heart		15	12.4	Diseases of the Heart		20	15.7
Accidents (ex. med./surg. comp.)		9	7.4	Cerebrovascular Diseases		12	9.4
Nephritis/Nephrotic/Nephrosis		7	5.8	Diabetes Mellitus		6	4.7
Intentional Self-Harm (Suicide)		7	5.8	Nephritis/Nephrotic/Nephrosis		5	3.9
Cerebrovascular Diseases		6	5.0	Intentional Self-Harm (Suicide)		5	3.9
Diabetes Mellitus		4	3.3	Chronic Lower Respiratory Dis.		4	3.1
Septicemia		2	1.7	Influenza and Pneumonia		3	2.4
Hypertension/Hypertens. Renal Dis.		2	1.7	Accidents (ex. med./surg. comp.)		3	2.4
Influenza and Pneumonia		2	1.7	Alzheimer's Disease		2	1.6
Chronic Liver Disease and Cirrhosis		2	1.7	Hypertension/Hypertens. Renal Dis.		2	1.6
Certain Cond. Orig. Perinatal Per.		2	1.7	Chronic Liver Disease and Cirrhosis		2	1.6

Source: Office of Health Informatics, Division of Public Health, Department of Health Services.

Notes: There were two records in 2010 and one record in 2011 for which race was unknown; these are included in the totals.

Also included in the 2010 and 2011 totals is one Hawaiian female death in each of these years.

Underlying cause of death is the disease or injury that initiated events resulting in death. For the ICD-10 codes used for cause of death groupings, see Technical Notes, page 80. Conditions abbreviated in this table are spelled out in full in the Technical Notes.

- Among females in every race group, diseases of the heart, malignant neoplasms (cancer) and cerebrovascular diseases were the three leading underlying causes of death in 2011.

Cause of Death

Table 20. Leading Underlying Causes of Death by Ethnicity, Wisconsin 2010 and 2011

2010			2011		
	Number	Percent		Number	Percent
TOTAL	47,212	100.0	TOTAL	48,101	100.0
Malignant Neoplasms	11,268	23.9	Malignant Neoplasms	11,516	23.9
Diseases of the Heart	11,086	23.5	Diseases of the Heart	11,233	23.4
Cerebrovascular Diseases	2,598	5.5	Chronic Lower Respiratory Dis.	2,628	5.5
Accidents (ex. med./surg. comp.)	2,496	5.3	Accidents (ex. med./surg. comp.)	2,615	5.4
Chronic Lower Respiratory Dis.	2,471	5.2	Cerebrovascular Diseases	2,546	5.3
Alzheimer's Disease	1,762	3.7	Alzheimer's Disease	1,806	3.8
Nephritis/Nephrotic/Nephrosis	1,163	2.5	Diabetes Mellitus	1,179	2.5
Diabetes Mellitus	1,154	2.4	Influenza and Pneumonia	982	2.0
Influenza and Pneumonia	901	1.9	Nephritis/Nephrotic/Nephrosis	980	2.0
Intentional Self-Harm (Suicide)	792	1.7	Intentional Self-Harm (Suicide)	737	1.5
NON-HISPANIC	46,730	100.0	NON-HISPANIC	47,566	100.0
Malignant Neoplasms	11,163	23.9	Malignant Neoplasms	11,403	24.0
Diseases of the Heart	11,022	23.6	Diseases of the Heart	11,168	23.5
Cerebrovascular Diseases	2,576	5.5	Chronic Lower Respiratory Dis.	2,613	5.5
Chronic Lower Respiratory Dis.	2,457	5.3	Accidents (ex. med./surg. comp.)	2,545	5.4
Accidents (ex. med./surg. comp.)	2,434	5.2	Cerebrovascular Diseases	2,514	5.3
Alzheimer's Disease	1,757	3.8	Alzheimer's Disease	1,791	3.8
Nephritis/Nephrotic/Nephrosis	1,145	2.5	Diabetes Mellitus	1,154	2.4
Diabetes Mellitus	1,130	2.4	Influenza and Pneumonia	975	2.0
Influenza and Pneumonia	895	1.9	Nephritis/Nephrotic/Nephrosis	968	2.0
Intentional Self-Harm (Suicide)	779	1.7	Intentional Self-Harm (Suicide)	718	1.5
HISPANIC/LATINO	482	100.0	HISPANIC/LATINO	535	100.0
Malignant Neoplasms	105	21.8	Malignant Neoplasms	113	21.1
Diseases of the Heart	64	13.3	Accidents (ex. med./surg. comp.)	70	13.1
Accidents (ex. med./surg. comp.)	62	12.9	Diseases of the Heart	65	12.1
Diabetes Mellitus	24	5.0	Cerebrovascular Diseases	32	6.0
Cerebrovascular Diseases	22	4.6	Diabetes Mellitus	25	4.7
Nephritis/Nephrotic/Nephrosis	18	3.7	Certain Cond. Orig. Perinatal Per.	19	3.6
Chronic Liver Disease & Cirrhosis	16	3.3	Intentional Self-Harm (Suicide)	19	3.6
Certain Cond. Orig. Perinatal Per.	16	3.3	Chronic Liver Disease & Cirrhosis	16	3.0
Chronic Lower Respiratory Dis.	14	2.9	Alzheimer's Disease	15	2.8
Assault (Homicide)	14	2.9	Chronic Lower Respiratory Dis.	15	2.8

Source: Office of Health Informatics, Division of Public Health, Department of Health Services.

Notes: Underlying cause of death is the disease or injury that initiated the events resulting in death. For the ICD-10 codes used for cause-of-death groupings, see Technical Notes, page 80. Conditions abbreviated in this table are spelled out in full in the Technical Notes.

- Cancer and accidents were the leading causes of death among Hispanics/Latinos in 2011. Cancer accounted for 21 percent of deaths among Hispanics/Latinos and 24 percent of deaths among non-Hispanics in 2011.
- In 2011, accidents accounted for 13 percent of deaths among Hispanics and 5 percent of deaths among non-Hispanics.

Cause of Death

Table 21. Leading Underlying Causes of Death for Males by Ethnicity, Wisconsin 2010 and 2011

2010	Number	Percent	2011	Number	Percent
TOTAL	23,198	100.0	TOTAL	23,490	100.0
Malignant Neoplasms	5,919	25.5	Malignant Neoplasms	6,040	25.7
Diseases of the Heart	5,663	24.4	Diseases of the Heart	5,777	24.6
Accidents (ex. med./surg. comp.)	1,456	6.3	Accidents (ex. med./surg. comp.)	1,542	6.6
Chronic Lower Respiratory Dis.	1,198	5.2	Chronic Lower Respiratory Dis.	1,251	5.3
Cerebrovascular Diseases	1,047	4.5	Cerebrovascular Diseases	1,003	4.3
Intentional Self-Harm (Suicide)	632	2.7	Diabetes Mellitus	614	2.6
Diabetes Mellitus	587	2.5	Intentional Self-Harm (Suicide)	563	2.4
Nephritis/Nephrotic/Nephrosis	568	2.4	Alzheimer's Disease	513	2.2
Alzheimer's Disease	546	2.4	Nephritis/Nephrotic/Nephrosis	472	2.0
Influenza and Pneumonia	386	1.7	Influenza and Pneumonia	459	2.0
NON-HISPANIC	22,922	100.0	NON-HISPANIC	23,181	100.0
Malignant Neoplasms	5,863	25.6	Malignant Neoplasms	5,966	25.7
Diseases of the Heart	5,625	24.5	Diseases of the Heart	5,744	24.8
Accidents (ex. med./surg. comp.)	1,413	6.2	Accidents (ex. med./surg. comp.)	1,486	6.4
Chronic Lower Respiratory Dis.	1,190	5.2	Chronic Lower Respiratory Dis.	1,244	5.4
Cerebrovascular Diseases	1,034	4.5	Cerebrovascular Diseases	979	4.2
Intentional Self-Harm (Suicide)	620	2.7	Diabetes Mellitus	600	2.6
Diabetes Mellitus	572	2.5	Intentional Self-Harm (Suicide)	549	2.4
Nephritis/Nephrotic/Nephrosis	558	2.4	Alzheimer's Disease	511	2.2
Alzheimer's Disease	544	2.4	Nephritis/Nephrotic/Nephrosis	469	2.0
Influenza and Pneumonia	384	1.7	Influenza and Pneumonia	457	2.0
HISPANIC/LATINO	276	100.0	HISPANIC/LATINO	309	100.0
Malignant Neoplasms	56	20.3	Malignant Neoplasms	74	23.9
Accidents (ex. med./surg. comp.)	43	15.6	Accidents (ex. med./surg. comp.)	56	18.1
Diseases of the Heart	37	13.4	Diseases of the Heart	33	10.7
Diabetes Mellitus	15	5.4	Cerebrovascular Diseases	24	7.8
Cerebrovascular Diseases	13	4.7	Diabetes Mellitus	14	4.5
Intentional Self-Harm (Suicide)	12	4.3	Intentional Self-Harm (Suicide)	14	4.5
Assault (Homicide)	12	4.3	Chronic Liver Disease and Cirrhosis	8	2.6
Chronic Liver Disease and Cirrhosis	10	3.6	Assault (Homicide)	8	2.6
Nephritis/Nephrotic/Nephrosis	10	3.6	Chronic Lower Respiratory Dis.	7	2.3
Chronic Lower Respiratory Dis.	8	2.9	Certain Cond. Orig. Perinatal Per.	5	1.6

Source: Office of Health Informatics, Division of Public Health, Department of Health Services.

Notes: Underlying cause of death is the disease or injury that initiated events resulting in death. For the ICD-10 codes used for cause-of-death groupings, see Technical Notes, page 80. Conditions abbreviated in this table are spelled out in full in the Technical Notes.

- Among Hispanic/Latino males, cancer was the leading cause of death in 2011, followed by accidents.

Cause of Death

Table 22. Leading Underlying Causes of Death for Females by Ethnicity, Wisconsin 2010 and 2011

2010			2011		
	Number	Percent		Number	Percent
TOTAL	24,014	100.0	TOTAL	24,609	100.0
Diseases of the Heart	5,423	22.6	Malignant Neoplasms	5,476	22.3
Malignant Neoplasms	5,349	22.3	Diseases of the Heart	5,456	22.2
Cerebrovascular Diseases	1,551	6.5	Cerebrovascular Diseases	1,543	6.3
Chronic Lower Respiratory Dis.	1,273	5.3	Chronic Lower Respiratory Dis.	1,377	5.6
Alzheimer's Disease	1,216	5.1	Alzheimer's Disease	1,293	5.3
Accidents (ex. med./surg. comp.)	1,040	4.3	Accidents (ex. med./surg. comp.)	1,073	4.4
Nephritis/Nephrotic/Nephrosis	595	2.5	Diabetes Mellitus	565	2.3
Diabetes Mellitus	567	2.4	Influenza and Pneumonia	523	2.1
Influenza and Pneumonia	515	2.1	Nephritis/Nephrotic/Nephrosis	508	2.1
Hypertension/Hypertens. Renal Dis.	239	1.0	Septicemia	257	1.0
NON-HISPANIC	23,808	100.0	NON-HISPANIC	24,383	100.0
Diseases of the Heart	5,396	22.7	Malignant Neoplasms	5,437	22.3
Malignant Neoplasms	5,300	22.3	Diseases of the Heart	5,424	22.2
Cerebrovascular Diseases	1,542	6.5	Cerebrovascular Diseases	1,535	6.3
Chronic Lower Respiratory Dis.	1,267	5.3	Chronic Lower Respiratory Dis.	1,369	5.6
Alzheimer's Disease	1,213	5.1	Alzheimer's Disease	1,280	5.2
Accidents (ex. med./surg. comp.)	1,021	4.3	Accidents (ex. med./surg. comp.)	1,059	4.3
Nephritis/Nephrotic/Nephrosis	587	2.5	Diabetes Mellitus	554	2.3
Diabetes Mellitus	558	2.3	Influenza and Pneumonia	518	2.1
Influenza and Pneumonia	511	2.1	Nephritis/Nephrotic/Nephrosis	499	2.0
Hypertension/Hypertens. Renal Dis.	237	1.0	Septicemia	255	1.0
HISPANIC/LATINA	206	100.0	HISPANIC/LATINA	226	100.0
Malignant Neoplasms	49	23.8	Malignant Neoplasms	39	17.3
Diseases of the Heart	27	13.1	Diseases of the Heart	32	14.2
Accidents (ex. med./surg. comp.)	19	9.2	Certain Cond. Orig. Perinatal Per.	14	6.2
Certain Cond. Orig. Perinatal Per.	10	4.9	Accidents (ex. med./surg. comp.)	14	6.2
Diabetes Mellitus	9	4.4	Alzheimer's Disease	13	5.8
Cerebrovascular Diseases	9	4.4	Diabetes Mellitus	11	4.9
Nephritis/Nephrotic/Nephrosis	8	3.9	Nephritis/Nephrotic/Nephrosis	9	4.0
Chronic Lower Respiratory Dis.	6	2.9	Cerebrovascular Diseases	8	3.5
Chronic Liver Disease and Cirrhosis	6	2.9	Chronic Lower Respiratory Dis.	8	3.5
Congenital Malformations, etc.	5	2.4	Chronic Liver Disease and Cirrhosis	8	3.5

Source: Office of Health Informatics, Division of Public Health, Department of Health Services.

Notes: Underlying cause of death is the disease or injury that initiated events resulting in death. For the ICD-10 codes used for cause of death groupings, see Technical Notes, page 80. Conditions abbreviated in this table are spelled out in full in the Technical Notes.

- Among Hispanic/Latina females, cancer and heart disease were the two leading causes of death in 2011, accounting for 31 percent of total female Hispanic deaths.

Cause of Death

Table 23. Deaths by Underlying Cause of Death and County of Residence, Wisconsin, 2011

	Total	Adams	Ashland	Barron	Bayfield	Brown	Buffalo	Burnett	Calumet	Chippewa	Clark
Total Deaths, All Causes	48,101	237	182	513	135	1,848	121	164	296	520	311
Male	23,490	124	101	239	72	872	66	88	150	248	175
Female	24,609	113	81	274	63	976	55	76	146	272	136
Tuberculosis	6										
Syphilis	1										
Human Immunodeficiency Virus (HIV)	39					3	1			1	
Malignant Neoplasms	11,516	73	45	121	41	423	29	52	81	104	67
Stomach	183	2		2	2	6	2			2	
Colon, Rectum, Anus	986	4	3	13	5	32	3	7	4	12	7
Pancreas	761	7	3	8	3	27	1	5	9	10	5
Trachea, Bronchus and Lung	3,094	24	14	30	13	118	8	19	19	38	14
Breast	796	5	4	6	2	33	3	4	4	3	4
Cervix Uteri, Corpus Uteri, Ovary	507	3	2	5		15	2	1	6	3	3
Prostate	622	6	5	8	3	22	1	3	5	4	7
Urinary Tract	634	2	2	5	4	17	1		2	8	4
Non-Hodgkins Lymphoma	434	3	1	8	2	11			2	2	2
Leukemia	491	4		7		21	3			4	1
Other Malignant Neoplasms	3,008	13	11	29	7	121	5	13	30	18	20
Diabetes Mellitus	1,179	3	8	12	3	42	4	4	14	8	10
Alzheimers Disease	1,806	12	11	27	4	67	2	6	9	20	15
Major Cardiovascular Diseases	14,772	71	50	150	46	630	46	42	85	178	98
Diseases of the Heart	11,233	59	36	98	38	507	39	31	67	147	77
Hyper. Heart Dis w/wo Renal Dis.	548	1	4	1		11			3	3	1
Ischemic Heart Disease	6,700	43	19	62	21	314	20	13	40	98	50
Other Diseases of the Heart	3,985	15	13	35	17	182	19	18	24	46	26
Hypertension/Hypertensive Renal Dis.	392	1	4	4		7		1	3	2	5
Cerebrovascular Diseases	2,546	6	9	42	6	103	7	8	13	24	10
Atherosclerosis	151			1	1	3				2	
Other Diseases of Circulatory System	450	5	1	5	1	10		2	2	3	6
Influenza and Pneumonia	981	2	7	14	1	33	1	1	6	15	6
Chronic Lower Respiratory Diseases	2,628	17	13	31	7	83	12	11	21	37	24
Peptic Ulcer	69		1			4				1	
Chronic Liver Disease and Cirrhosis	516	3	1	2	2	17	1	1	4	2	
Nephritis, Nephrotic Syn./Nephrosis	980	3	1	17	2	40	2	3	5	7	7
Pregnancy, Childbirth & Puerperium	13					1					
Certain Conditions Orig./Perinatal Per.	221				1	8					2
Congenital Malformations, etc.	189	1	1	3		13	1		3	4	5
Sudden Infant Death Syndrome	34			1		3					
Symptoms, Signs, and Lab Findings	182		3	3		6			1	6	
All Other Diseases	9,381	36	29	105	19	363	15	32	50	103	55
Motor Vehicle Accidents	604	4	2	2	1	22	1	4	4	10	6
All Accidents (except motor vehicle)	2,036	6	6	18	5	57	4	5	9	16	8
Intentional Self-Harm (Suicide)	737	3	4	7	3	27	2	3	3	8	8
Assault (Homicide)	145					3			1		
All Other External Causes	66	3				3					

Cause of Death

Table 23. Deaths by Underlying Cause of Death and County of Residence, Wisconsin 2011

	Columbia	Crawford	Dane	Dodge	Door	Douglas	Dunn	Eau Claire	Florence	Fond du Lac	Forest
Total Deaths, All Causes	521	182	2,946	838	314	410	302	781	44	912	115
Male	228	89	1,428	401	147	213	163	381	26	423	65
Female	293	93	1,518	437	167	197	139	399	18	489	50
Tuberculosis			1	1							
Syphilis											
Human Immunodeficiency Virus			1		1						1
Malignant Neoplasms	116	42	656	190	84	93	66	190	12	189	27
Stomach		1	8	1	1	2		2		4	1
Colon, Rectum, Anus	10	3	59	18	7	10	5	11		9	3
Pancreas	11		42	14	6	4	3	16	1	5	1
Trachea, Bronchus and Lung	29	15	157	56	19	28	14	53	5	51	6
Breast	13	1	47	13	6	5	2	15	1	22	
Cervix Uteri, Corpus Uteri, Ovary			48	9	3	4	8	9		7	
Prostate	6	5	30	14		7	3	8		16	1
Urinary Tract	9	3	28	11	6	3	1	14		10	
Non-Hodgkin's Lymphoma	4		31	4	4	2	1	9	1	6	2
Leukemia	9	3	24	8	3	2	4	8	1	10	2
Other Malignant Neoplasms	25	11	182	42	29	26	25	45	3	49	11
Diabetes Mellitus	10	3	60	21	8	21	6	21		20	
Alzheimer's Disease	26	5	163	42	14	5	8	24	1	41	6
Major Cardiovascular Diseases	156	66	842	263	99	117	96	212	16	308	36
Diseases of the Heart	118	45	647	190	81	91	73	165	13	239	33
Hyp. Heart Dis. w/wo Renal Dis.	3	2	47	5	1	2	1	9		14	1
Ischemic Heart Disease	73	25	367	118	42	53	44	84	8	149	19
Other Diseases of the Heart	42	18	233	67	38	36	28	72	5	76	13
Hypertension/Hypertens. Renal Dis.	3	3	17	11		4	1	6		9	
Cerebrovascular Diseases	28	18	150	48	13	16	22	29	2	44	3
Atherosclerosis			3	2	3	1		1		6	
Other Dis. of Circulatory System	7		25	12	2	5		11	1	10	
Influenza and Pneumonia	9	5	54	17	4	12	5	16	1	15	4
Chronic Lower Respiratory Diseases	36	13	146	51	14	29	14	47	5	55	8
Peptic Ulcer	1	1	5		1	1	1			4	
Chronic Liver Disease and Cirrhosis	7	1	25	11	4	3	3	11	1	11	2
Nephritis/Nephrotic Syn./Nephrosis	10	3	40	18	4	6	6	24	1	15	2
Pregnancy, Childbirth and Puerperium			1								1
Certain Conditions Orig. in Perinatal Per.	1		22	1			2	3		4	
Congenital Malformations, etc.	2		15	3	1	2	1	5		7	
Sudden Infant Death Syndrome			2	2			1				
Symptoms, Signs and Lab. Findings	3		9		3	1	1	5			
All Other Diseases	90	27	618	159	61	93	63	177	7	178	17
Motor Vehicle Accidents	17	7	36	5	1	5	7	6		8	6
All Accidents (except motor vehicle)	27	6	175	42	10	16	15	29		39	3
Intentional Self-Harm (Suicide)	9	3	69	12	2	4	7	10		15	1
Assault (Homicide)	1		6			1				2	1
All Other External Causes					3	1		1		1	

Cause of Death

Table 23. Deaths by Underlying Cause of Death and County of Residence, Wisconsin 2011

	Grant	Green	Green Lake	Iowa	Iron	Jackson	Jefferson	Juneau	Kenosha	Kewaunee	La Crosse
Total Deaths, All Causes	506	341	207	216	76	203	572	275	1,385	173	968
Male	251	160	84	105	33	112	309	151	671	90	461
Female	255	181	123	111	43	91	263	124	714	83	507
Tuberculosis											
Syphilis											
Human Immunodeficiency Virus	1	1		1					1		1
Malignant Neoplasms	124	79	47	56	20	52	140	59	343	41	223
Stomach	2	2		2		1		1	11		1
Colon, Rectum, Anus	10	6	6	5	1	4	10	4	34	1	12
Pancreas	14	2	2	2	2	3	17	2	16	3	11
Trachea, Bronchus and Lung	35	20	13	14	3	17	30	18	106	10	58
Breast	4	3	3	3	1		7	4	22	3	25
Cervix Uteri, Corpus Uteri, Ovary	3	2	4	4	2	2	5	4	12	1	12
Prostate	3	6	1	9	1	7	7	3	11	1	10
Urinary Tract	10	10	2	6	1	1	14	4	15	6	10
Non-Hodgkin's Lymphoma	3	2	2	2	2		3	3	8	1	10
Leukemia	6	4	2	1	1	3	4	3	17	3	7
Other Malignant Neoplasms	34	22	12	8	6	14	43	13	91	12	67
Diabetes Mellitus	16	7	5	6	1	4	17	11	45	4	17
Alzheimer's Disease	45	31	2	7	2	4	31	7	33	4	27
Major Cardiovascular Diseases	142	98	74	83	30	75	190	80	454	64	281
Diseases of the Heart	104	70	53	64	24	59	137	68	317	51	198
Hyp. Heart Dis. w/wo Renal Dis.	6	1	5		1	3	5	2	19	3	13
Ischemic Heart Disease	55	42	25	51	14	38	86	48	196	31	125
Other Diseases of the Heart	43	27	23	13	9	18	46	18	102	17	60
Hypertension/Hypertens. Renal Dis.	5	1	4	1	1	1	3		13		6
Cerebrovascular Diseases	27	23	15	18	3	9	43	11	109	12	59
Atherosclerosis	1				1		1		6		6
Other Dis. of Circulatory System	5	4	2		1	6	6	1	9	1	12
Influenza and Pneumonia	6	11	1	1	1	3	8	6	35	1	18
Chronic Lower Respiratory Diseases	35	16	14	5	3	12	32	18	91	6	54
Peptic Ulcer									1		3
Chronic Liver Disease and Cirrhosis	5	6	1		2	2	5	6	18	1	11
Nephritis/Nephrotic Syn./Nephrosis	11	8	8	5		7	13	5	22	5	16
Pregnancy, Childbirth and Puerperium	1										1
Certain Conditions Orig. in Perinatal Per.	2	2	1	2		1		1	7	1	4
Congenital Malformations, etc.	4	1					4	1	4		
Sudden Infant Death Syndrome								1			1
Symptoms, Signs and Lab. Findings	2	1	1				1	2	10		2
All Other Diseases	85	58	42	40	14	30	101	48	219	32	236
Motor Vehicle Accidents	7	4	3	4		5	9	8	19	6	18
All Accidents (except motor vehicle)	10	13	7	6	2	5	14	17	59	7	38
Intentional Self-Harm (Suicide)	7	5	1		1	3	6	4	20	1	13
Assault (Homicide)							1		2		
All Other External Causes	3							1	2		4

Cause of Death

Table 23. Deaths by Underlying Cause of Death and County of Residence, Wisconsin 2011

	Lafayette	Langlade	Lincoln	Manitowoc	Marathon	Marinette	Marquette	Menominee	Milwaukee	Monroe	Oconto
Total Deaths, All Causes	130	228	326	806	1,162	509	158	38	8,080	415	350
Male	71	110	144	372	590	242	93	18	3,843	238	191
Female	59	118	182	434	572	267	65	20	4,236	177	159
Tuberculosis									2		
Syphilis											
Human Immunodeficiency Virus					1				16		
Malignant Neoplasms	38	49	86	190	258	117	48	7	1,882	114	97
Stomach			1	3	3	2		1	43		2
Colon, Rectum, Anus	7	5	8	12	16	12			181	8	8
Pancreas	4	1	4	8	16	6	3		111	10	5
Trachea, Bronchus and Lung	8	13	25	44	76	37	20	1	492	25	29
Breast	1	4	6	10	16	11	1	1	155	5	4
Cervix Uteri, Corpus Uteri, Ovary	1	2	4	11	14	4			89		4
Prostate	3	4	6	14	16	8	1		104	3	7
Urinary Tract	4	3	5	12	11	8	2	1	90	5	4
Non-Hodgkin's Lymphoma		5	3	11	15	5	1	1	71	4	3
Leukemia	1	1	6	9	14	5	5		68	8	9
Other Malignant Neoplasms	9	11	18	56	61	19	15	2	478	46	22
Diabetes Mellitus	3	6	6	18	40	11	4	1	182	11	5
Alzheimer's Disease	5	16	28	13	73	18	4		225	7	14
Major Cardiovascular Diseases	44	78	96	246	354	178	51	10	2,495	121	121
Diseases of the Heart	33	55	76	195	269	145	38	7	1,917	98	89
Hyp. Heart Dis. w/wo Renal Dis.		2		5	10	12	3		203	6	5
Ischemic Heart Disease	24	39	52	106	142	103	19	5	1,126	64	58
Other Diseases of the Heart	9	14	24	84	117	30	16	2	588	28	26
Hypertension/Hypertens. Renal Dis.		2	1	4	12	6			71	2	2
Cerebrovascular Diseases	6	16	15	29	54	24	12	2	390	15	27
Atherosclerosis	2		3	8	4				46		
Other Diseases of Circulatory System	3	5	1	10	15	3	1	1	71	6	3
Influenza and Pneumonia	5	5	8	22	23	9	5	1	134	8	2
Chronic Lower Respiratory Diseases	4	15	20	45	56	31	12	5	414	25	27
Peptic Ulcer		1		4	1	1			12		
Chronic Liver Disease and Cirrhosis		2	1	6	11	6	1	1	97	8	5
Nephritis/Nephrotic Syn./Nephrosis	1	6	6	15	28	6	2	2	181	11	5
Pregnancy, Childbirth and Puerperium									6		
Certain Conditions Orig. in Perinatal Per.	1	1		3	5		1		71	2	2
Congenital Malformations, etc.		2	2	2	6	1	1	1	28	1	
Sudden Infant Death Syndrome				1	1	1			12		
Symptoms, Signs and Lab. Findings	1	1		5	1	3	1		26	1	
All Other Diseases	20	36	53	174	233	86	13	6	1,597	81	48
Motor Vehicle Accidents	4	1	3	11	19	11	2	1	52	3	8
All Accidents (except motor vehicle)	4	4	13	39	40	20	11	2	438	9	8
Intentional Self-Harm (Suicide)		5	4	10	12	9	2		96	11	7
Assault (Homicide)				1					94		
All Other External Causes				1		1		1	20	2	1

Cause of Death

Table 23. Deaths by Underlying Cause of Death and County of Residence, Wisconsin 2011

	Oneida	Outagamie	Ozaukee	Pepin	Pierce	Polk	Portage	Price	Racine	Richland	Rock
Total Deaths, All Causes	442	1,300	672	59	203	377	504	170	1,654	190	1,416
Male	218	619	319	26	103	185	250	92	840	93	690
Female	224	681	353	33	100	192	254	78	814	97	726
Tuberculosis											
Syphilis											
Human Immunodeficiency Virus		1							2		
Malignant Neoplasms	124	335	176	15	59	89	123	49	368	52	376
Stomach	3	3	1		1	1	2		10		8
Colon, Rectum, Anus	9	31	11		6	9	18		20	5	33
Pancreas	6	23	12	1	2	7	9	2	23	1	25
Trachea, Bronchus and Lung	40	89	41	5	19	25	32	21	101	11	111
Breast	10	18	13	2	7	7	10	2	25	5	26
Cervix Uteri, Corpus Uteri, Ovary	2	15	12	1		6	3	3	11	5	20
Prostate	7	19	12	1	4	1	3	7	14	2	14
Urinary Tract	7	13	10	1	6	4	5	2	17	4	24
Non-Hodgkin's Lymphoma	4	11	5		1	2	10	2	16	2	12
Leukemia	5	18	9	1	2	8	6	1	23	2	15
Other Malignant Neoplasms	31	95	50	3	11	19	25	9	108	15	88
Diabetes Mellitus	10	30	19		8	5	9	3	40	1	35
Alzheimer's Disease	20	52	31		3	18	12	7	50	9	46
Major Cardiovascular Diseases	154	381	225	20	64	110	140	48	525	53	378
Diseases of the Heart	124	281	165	15	43	80	107	36	393	36	279
Hyp. Heart Dis. w/wo Renal Dis.	3	6	14	2	1	4	1		9	1	6
Ischemic Heart Disease	78	152	86	6	21	40	74	22	204	26	181
Other Diseases of the Heart	43	123	65	7	21	36	32	14	180	9	92
Hypertension/Hypertens. Renal Dis.		6	8	1	3	4	6		20		8
Cerebrovascular Diseases	22	82	40	4	16	21	24	11	89	11	73
Atherosclerosis	1		8		1	1	1		7	4	2
Other Diseases of Circulatory Sys.	7	12	4		1	4	2	1	16	2	16
Influenza and Pneumonia	10	14	11	2	8	8	13	7	50	7	38
Chronic Lower Respiratory Diseases	19	63	30	5	6	19	31	7	78	6	74
Peptic Ulcer			1			1	1	1	4	1	1
Chronic Liver Disease and Cirrhosis	6	13	8		4	3	6	1	16	2	13
Nephritis/Nephrotic Syn./Nephrosis	6	24	8	3	2	7	4	6	41	2	28
Pregnancy, Childbirth and Puerperium		1					1				
Certain Conditions Orig. in Perinatal Per.		5	3		1	1	1	1	9		6
Congenital Malformations, etc.	2	4					2		12	1	4
Sudden Infant Death Syndrome	1							1			
Symptoms, Signs and Lab. Findings		1	3				3	1	6	1	9
All Other Diseases	71	280	126	14	32	78	116	32	348	46	282
Motor Vehicle Accidents	4	14	5		3	10	9	1	20	3	30
All Accidents (except motor vehicle)	12	47	15		10	15	23	3	53	4	59
Intentional Self-Harm (Suicide)	3	33	8		3	13	8	2	25	2	33
Assault (Homicide)		2	3				2		7		4
All Other External Causes											

Cause of Death

Table 23. Deaths by Underlying Cause of Death and County of Residence, Wisconsin 2011

	Rusk	St. Croix	Sauk	Sawyer	Shawano	Sheboygan	Taylor	Trempealeau	Vernon	Vilas	Walworth
Total Deaths, All Causes	169	525	584	189	438	1,064	176	254	319	304	891
Male	98	249	284	89	221	504	101	136	160	168	446
Female	71	276	300	100	217	560	75	118	159	136	445
Tuberculosis											
Syphilis											1
Human Immunodeficiency Virus					1	2		1			
Malignant Neoplasms	42	130	143	54	105	250	39	56	77	88	214
Stomach	2	3	4	1	3	1	2		1	2	
Colon, Rectum, Anus	1	16	17	2	4	31	1	10	11	9	25
Pancreas	2	8	9	4	6	14	3	5	6	5	21
Trachea, Bronchus and Lung	12	31	36	16	24	62	9	13	19	19	54
Breast	3	9	13	7	8	23	1	4	2	6	13
Cervix Uteri, Corpus Uteri, Ovary	2	4	9	1	7	6	2	2	4	6	9
Prostate		9	8	5	5	11	2	2	7	3	14
Urinary Tract	2	7	8	5	8	18		3	1	4	10
Non-Hodgkin's Lymphoma	1	6	3	2	4	12			4	3	8
Leukemia	2	2	2	2	2	8	3	1	9	3	8
Other Malignant Neoplasms	15	35	34	9	34	64	16	16	13	28	52
Diabetes Mellitus	4	20	7	6	22	30	5	2	3	2	27
Alzheimer's Disease	7	17	34	7	13	42	2	7	14	14	49
Major Cardiovascular Diseases	55	159	191	52	139	328	57	76	97	101	240
Diseases of the Heart	48	108	144	44	95	259	43	59	68	78	196
Hyp. Heart Dis. w/wo Renal Dis.		3	2	1	1	4		1		5	5
Ischemic Heart Disease	39	69	88	26	66	141	28	36	37	44	119
Other Diseases of the Heart	9	36	54	17	28	114	15	22	31	29	72
Hypertension/Hypertens. Renal Dis.		9	4	1	13	6	1	1	3	2	5
Cerebrovascular Diseases	6	35	35	6	27	54	10	14	21	17	30
Atherosclerosis		3				3			1		2
Other Diseases of Circulatory Sys.	1	4	8	1	4	6	3	2	4	4	7
Influenza and Pneumonia	1	12	14	2	12	20		7	15	4	16
Chronic Lower Respiratory Diseases	9	27	29	9	39	60	7	19	12	14	52
Peptic Ulcer			1	1		1			2		2
Chronic Liver Disease and Cirrhosis		4	5	2	3	18	1	4	1	6	9
Nephritis/Nephrotic Syn./Nephrosis	6	8	3	3	7	24	3	6	8	7	16
Pregnancy, Childbirth and Puerperium											
Certain Conditions Orig. in Perinatal Per.		2				4	1	2	1		6
Congenital Malformations, etc.			1		2	2	1	3	3		1
Sudden Infant Death Syndrome											1
Symptoms, Signs and Lab. Findings	1	3	2		2	8	1				6
All Other Diseases	32	97	107	42	71	207	39	50	60	48	174
Motor Vehicle Accidents	3	12	4	3	8	8	4	8	7	5	15
All Accidents (except motor vehicle)	3	15	27	5	9	38	9	8	14	8	46
Intentional Self-Harm (Suicide)	5	16	14	2	4	15	7	5	4	5	15
Assault (Homicide)		2	1	1					1		
All Other External Causes	1	1	1		1	7				2	1

Cause of Death

Table 23. Deaths by Underlying Cause of Death and County of Residence, Wisconsin 2011

	Washburn	Washington	Waukesha	Waupaca	Waushara	Winnebago	Wood
Total Deaths, All Causes	211	998	2,969	732	272	1,473	730
Male	110	475	1,363	390	152	713	358
Female	101	523	1,606	342	120	760	372
Tuberculosis			2				
Syphilis							
Human Immunodeficiency Virus			1				1
Malignant Neoplasms	68	235	735	148	68	371	156
Stomach		3	13	1	1	2	4
Colon, Rectum, Anus	2	17	56	17	8	31	11
Pancreas	3	25	66	8	3	28	11
Trachea, Bronchus and Lung	21	52	188	50	15	105	49
Breast	3	13	38	10	4	23	9
Cervix Uteri, Corpus Uteri, Ovary	3	9	28	3	2	16	8
Prostate	4	13	38	7	4	21	6
Urinary Tract	4	14	57	8	2	25	11
Non-Hodgkin's Lymphoma	3	19	27	7	2	14	4
Leukemia	3	10	36	3	1	11	4
Other Malignant Neoplasms	22	60	188	34	26	95	39
Diabetes Mellitus	3	27	58	19	6	65	15
Alzheimer's Disease	1	48	99	22	1	57	20
Major Cardiovascular Diseases	69	303	820	265	101	394	255
Diseases of the Heart	53	212	616	195	82	305	208
Hyp. Heart Dis. w/wo Renal Dis.	1	7	35	5	1	15	2
Ischemic Heart Disease	37	118	386	122	58	162	123
Other Diseases of the Heart	15	87	195	68	23	128	83
Hypertension/Hypertens. Renal Dis.	1	22	21	10		12	9
Cerebrovascular Diseases	11	58	155	46	18	63	27
Atherosclerosis		2	4	7		1	2
Other Diseases of Circulatory System	4	9	24	7	1	13	9
Influenza and Pneumonia	2	23	68	21	8	30	17
Chronic Lower Respiratory Diseases	8	55	167	42	10	78	39
Peptic Ulcer			5			4	
Chronic Liver Disease and Cirrhosis	2	12	33	7	3	19	8
Nephritis/Nephrotic Syn./Nephrosis	3	24	71	15	4	39	23
Pregnancy, Childbirth and Puerperium							
Certain Conditions Orig. in Perinatal Per.	2	4	7	1	1	10	2
Congenital Malformations, etc.	2	4	8	2		4	6
Sudden Infant Death Syndrome		2	2			1	
Symptoms, Signs and Lab. Findings	2	1	9	2	18	2	2
All Other Diseases	35	179	640	146	34	298	148
Motor Vehicle Accidents	2	15	24	12	8	9	6
All Accidents (except motor vehicle)	11	45	176	23	6	67	23
Intentional Self-Harm (Suicide)		19	37	7	4	24	7
Assault (Homicide)	1	2	4				2
All Other External Causes			3			1	

Source: Office of Health Informatics, Division of Public Health, Department of Health Services. For the ICD-10 codes used for cause-of-death groupings, see Technical Notes, page 83. The total includes two records for which sex was reported as unknown.

Cause of Death

Table 24. Deaths by Specific Underlying Cause, Wisconsin 2011

Underlying Cause of Death	Total	Male	Female
Total Deaths From All Causes	48,101	23,490	24,609
I. Certain Infectious and Parasitic Diseases (A00-B99)	863	409	454
Intestinal Infectious Diseases (A00-A09)	167	62	105
A02 Other Salmonella Infections	2	1	1
A04 Other Bacterial Intestinal Infections	102	32	70
A08 Viral and Other Specified Intestinal Infections	4	2	2
A09 Diarrhea and Gastroenteritis of Presumed Infectious Origin	59	27	32
Tuberculosis (A15-A19)	6	3	3
A16 Respiratory Tuberculosis, Not Confirmed Bacteriologically or Histologically	4	1	3
A18 Tuberculosis of Other Organs	1	1	
A19 Miliary Tuberculosis	1	1	
Certain Zoonotic Bacterial Diseases (A20-A28)	1		1
A28 Other Zoonotic Bacterial Diseases, Not Elsewhere Classified	1		1
Other Bacterial Diseases (A30-A49)	491	213	278
A31 Infection Due to Other Mycobacteria	6	1	5
A32 Listeriosis	1		1
A35 Other Tetanus	1		1
A39 Meningococcal Infection	3	1	2
A40 Streptococcal Septicemia	16	8	8
A41 Other Septicemia	446	197	249
A43 Nocardiosis	1	1	
A48 Other Bacterial Diseases, Not Elsewhere Classified	4	2	2
A49 Bacterial Infection of Unspecified Site	13	3	10
Infections with Predominantly Sexual Mode of Transmission (A50-A64)	1	1	
A52 Late Syphilis	1	1	
Other Spirochetal Diseases (A65-A69)	1	1	
A69 Other Spirochetal Infections	1	1	
Viral Infections of the Central Nervous System (A80-A89)	17	11	6
A81 Atypical Virus Infections of Central Nervous System	12	6	6
A82 Rabies	1	1	
A83 Mosquito-Borne Viral Encephalitis	1	1	
A86 Unspecified Viral Encephalitis	2	2	
A89 Unspecified Viral Infection of the Central Nervous System	1	1	
Viral Infections Characterized by Skin/Mucous Membrane Lesions (B00-B09)	9	3	6
B00 Herpesviral (Herpes Simplex) Infections	6	2	4
B02 Zoster (Herpes Zoster)	3	1	2
Viral Hepatitis (B15-B19)	65	49	16
B16 Acute Hepatitis B	1		1
B18 Chronic Viral Hepatitis	63	48	15
B19 Unspecified Viral Hepatitis	1	1	

Cause of Death

Underlying Cause of Death	Total	Male	Female
Human Immunodeficiency Virus (HIV) Disease (B20-B24)	39	31	8
B20 HIV Disease Resulting in Infectious and Parasitic Diseases	12	8	4
B21 HIV Disease Resulting in Malignant Neoplasms	3	3	
B22 HIV Disease Resulting in Other Specified Diseases	3	3	
B23 HIV Disease Resulting in Other Conditions	10	8	2
B24 Unspecified HIV Disease	11	9	2
Other Viral Diseases (B25-B34)	11	5	6
B25 Cytomegaloviral Disease	3	1	2
B34 Viral Infection of Unspecified Site	8	4	4
Mycoses (B35-B49)	18	13	5
B37 Candidiasis	4	3	1
B38 Coccidioidomycosis	1	1	
B40 Blastomycosis	6	4	2
B44 Aspergillosis	4	3	1
B45 Cryptococcosis	1	1	
B49 Unspecified Mycosis	2	1	1
Protozoal Diseases (B50-B64)	6	5	1
B59 Pneumocystosis	6	5	1
Helminthiasis (B65-B83)	1	1	
B78 Strongyloidiasis	1	1	
Pediculosis, Acariasis and Other Infestations (B85-B89)	1		1
B89 Unspecified Parasitic Disease	1		1
Sequelae of Infectious and Parasitic Diseases (B90-B94)	21	6	15
B91 Sequelae of Poliomyelitis	2	1	1
B94 Sequelae of Other and Unspecified Infectious and Parasitic Diseases	19	5	14
Other Infectious Diseases (B99)	8	5	3
B99 Other and Unspecified Infectious Diseases	8	5	3
II. Neoplasms (C00-D48)	11,851	6,201	5,650
Malignant Neoplasms of Lip, Oral Cavity and Pharynx (C00-C14)	174	117	57
C00 Lip	1		1
C01 Base of Tongue	4	4	
C02 Other and Unspecified Parts of Tongue	40	28	12
C04 Floor of Mouth	4	3	1
C05 Palate	3		3
C06 Other and Unspecified Parts of Mouth	26	13	13
C07 Parotid Gland	10	6	4
C08 Other and Unspecified Major Salivary Glands	5	3	2
C09 Tonsil	12	9	3
C10 Oropharynx	25	17	8
C11 Nasopharynx	11	10	1
C12 Pyriform Sinus	3	2	1
C13 Hypopharynx	6	5	1
C14 Other and Ill-Defined Sites in Lip, Oral Cavity and Pharynx	24	17	7

Cause of Death

Underlying Cause of Death	Total	Male	Female
Malignant Neoplasms of Digestive Organs (C15-C26)	2,706	1,597	1,109
C15 Esophagus	307	241	66
C16 Stomach	183	112	71
C17 Small Intestine	26	18	8
C18 Colon	771	397	374
C19 Rectosigmoid Junction	68	46	22
C20 Rectum	134	84	50
C21 Anus and Anal Canal	13	6	7
C22 Liver and Intrahepatic Bile Ducts	342	234	108
C23 Gallbladder	36	13	23
C24 Other and Unspecified Parts of Biliary Tract	31	15	16
C25 Pancreas	761	414	347
C26 Other and Ill-Defined Digestive Organs	34	17	17
Malignant Neoplasms of Respiratory and Intrathoracic Organs (C30-C39)	3,170	1,681	1,489
C30 Nasal Cavity and Middle Ear	1	1	
C31 Accessory Sinuses	7	4	3
C32 Larynx	55	42	13
C33 Trachea	1	1	
C34 Bronchus and Lung	3,093	1,626	1,467
C37 Thymus	4	2	2
C38 Heart, Mediastinum and Pleura	8	4	4
C39 Other and Ill-Defined Sites in Respiratory System and Intrathoracic Organs	1	1	
Malignant Neoplasms of Bone and Articular Cartilage (C40-C41)	24	9	15
C40 Bone and Articular Cartilage of Limbs	1		1
C41 Bone and Articular Cartilage of Other and Unspecified Sites	23	9	14
Melanoma and Other Malignant Neoplasms of Skin (C43-C44)	237	167	70
C43 Malignant Melanoma of Skin	185	126	59
C44 Other Malignant Neoplasms of Skin	52	41	11
Malignant Neoplasms of Mesothelial and Soft Tissue (C45-C49)	192	117	75
C45 Mesothelioma	71	57	14
C48 Retroperitoneum and Peritoneum	22	5	17
C49 Other Connective and Soft Tissue	99	55	44
Malignant Neoplasm of Breast (C50)	796	15	781
C50 Breast	796	15	781
Malignant Neoplasms of Female Genital Organs (C51-C58)	570		570
C51 Vulva	30		30
C52 Vagina	17		17
C53 Cervix Uteri	54		54
C54 Corpus Uteri	89		89
C55 Uterus, Part Unspecified	85		85
C56 Ovary	279		279
C57 Other and Unspecified Female Genital Organs	16		16
Malignant Neoplasms of Male Genital Organs (C60-C63)	631	631	
C60 Penis	2	2	

Cause of Death

Underlying Cause of Death	Total	Male	Female
C61 Prostate	622	622	
C62 Testis	7	7	
Malignant Neoplasms of Urinary Tract (C64-C68)	634	445	189
C64 Kidney, Except Renal Pelvis	282	187	95
C65 Renal Pelvis	3	1	2
C66 Ureter	10	7	3
C67 Bladder	335	249	86
C68 Other and Unspecified Urinary Organs	4	1	3
Malignant Neoplasms of Eye/Brain/Oth. Parts/Central Nervous Sys. (C69-C72)	357	197	160
C69 Eye and Adnexa	5	1	4
C70 Meninges	3	2	1
C71 Brain	347	192	155
C72 Spinal Cord, Cranial Nerves and Other Parts of Central Nervous System	2	2	
Malignant Neoplasms of Thyroid and Other Endocrine Glands (C73-C75)	63	20	43
C73 Thyroid Gland	42	15	27
C74 Adrenal Gland	18	4	14
C75 Other Endocrine Glands and Related Structures	3	1	2
Malignant Neoplasms of Ill-Defined, Secondary and Unspecified Sites (C76-C80)	693	348	345
C76 Other and Ill-Defined Sites	32	12	20
C78 Secondary Malignant Neoplasm of Respiratory and Digestive Organs	40	15	25
C79 Secondary Malignant Neoplasm of Other Sites	86	46	40
C80 Malignant Neoplasm Without Specification of Site	535	275	260
Malignant Neoplasms of Lymphoid, Hematopoetic and Related Tissue (C81-C96)	1,185	653	532
C81 Hodgkins Disease	25	13	12
C82 Follicular (Nodular) Non-Hodgkins Lymphoma	10	5	5
C83 Diffuse Non-Hodgkins Lymphoma	115	60	55
C84 Peripheral and Cutaneous T-Cell Lymphomas	17	9	8
C85 Other and Unspecified Types of Non-Hodgkins Lymphoma	292	150	142
C88 Malignant Immunoproliferative Diseases	4	3	1
C90 Multiple Myeloma and Malignant Plasma Cell Neoplasms	227	132	95
C91 Lymphoid Leukemia	151	89	62
C92 Myeloid Leukemia	245	136	109
C93 Monocytic Leukemia	2	2	
C94 Other Leukemias of Specified Cell Type	2	2	
C95 Leukemia of Unspecified Cell Type	91	51	40
C96 Other/Unspecified Malignant Neoplasms Lymphoid, Hematopoietic and Related Tissue	4	1	3
Malignant Neoplasms of Independent (Primary) Multiple Sites (C97)	84	43	41
C97 Independent (Primary) Multiple Sites	84	43	41
Benign Neoplasms (D10-D36)	31	8	23
D12 Colon, Rectum, Anus and Anal Canal	1	1	
D13 Other and Ill-Defined Parts of Digestive System	3		3

Cause of Death

Underlying Cause of Death	Total	Male	Female
D15 Other and Unspecified Intrathoracic Organs	1	1	
D18 Hemangioma and Lymphangioma, Any Site	1		1
D23 Other Benign Neoplasms of Skin	1	1	
D32 Meninges	21	3	18
D33 Brain and Other Parts of Central Nervous System	1	1	
D35 Other and Unspecified Endocrine Glands	2	1	1
Neoplasms of Uncertain Or Unknown Behavior (D37-D48)	304	153	151
D37 Oral Cavity and Digestive Organs	12	5	7
D38 Middle Ear and Respiratory and Intrathoracic Organs	14	7	7
D39 Female Genital Organs	3		3
D41 Urinary Organs	5	1	4
D43 Brain and Central Nervous System	69	28	41
D44 Endocrine Glands	1	1	
D45 Polycythemia Vera	4	1	3
D46 Myelodysplastic Syndromes	131	76	55
D47 Other Neoplasms Uncertain or Unknown Behavior of Lymphoid, Hematopoietic and Related Tissue	41	23	18
D48 Other and Unspecified Sites	24	11	13
III. Diseases of Blood and Blood-Forming Organs and Certain Disorders Involving the Immune Mechanisms (D50-D89)	162	77	85
Nutritional Anemias (D50-D53)	1		1
D50 Iron Deficiency Anemia	1		1
Hemolytic Anemias (D55-D59)	12	7	5
D57 Sickle-Cell Disorders	6	5	1
D58 Other Hereditary Hemolytic Anemias	3	1	2
D59 Acquired Hemolytic Anemia	3	1	2
Aplastic and Other Anemias (D60-D64)	71	35	36
D61 Other Aplastic Anemias	19	10	9
D62 Acute Posthemorrhagic Anemia	3	2	1
D64 Other Anemias	49	23	26
Coagulation Defects, Purpura and Other Hemorrhagic Conditions (D65-D69)	32	10	22
D65 Disseminated Intravascular Coagulation (Defibrination Syndrome)	4	2	2
D66 Hereditary Factor VIII Deficiency	1		1
D68 Other Coagulation Defects	18	6	12
D69 Purpura and Other Hemorrhagic Conditions	9	2	7
Other Diseases of Blood and Blood-Forming Organs (D70-D77)	20	11	9
D70 Agranulocytosis	10	5	5
D71 Functional Disorders of Polymorphonuclear Neutrophils	1	1	
D72 Other Disorders of White Blood Cells	2	1	1
D73 Diseases of Spleen	2	1	1
D75 Other Diseases of Blood and Blood-Forming Organs	3	1	2
D76 Certain Diseases Involving Lymphoreticular Tissue/Reticulohistiocytic System	2	2	

Cause of Death

Underlying Cause of Death	Total	Male	Female
Certain Disorders Involving the Immune Mechanism (D80-D89)	26	14	12
D81 Combined Immunodeficiencies	1	1	
D84 Other Immunodeficiencies	1	1	
D86 Sarcoidosis	19	10	9
D89 Other Disorders Involving Immune Mechanism, Not Elsewhere Classified	5	2	3
IV. Endocrine, Nutritional and Metabolic Disease (E00-E90)	1,749	896	853
Disorder of Thyroid Gland (E00-E07)	32	3	29
E03 Other Hypothyroidism	25	2	23
E04 Other Nontoxic Goitre	1		1
E05 Thyrotoxicosis (Hyperthyroidism)	3	1	2
E06 Thyroiditis	2		2
E07 Other Disorders of Thyroid	1		1
Diabetes Mellitus (E10-E14)	1,179	614	565
E10 Insulin-Dependent Diabetes Mellitus	86	39	47
E11 Non-Insulin-Dependent Diabetes Mellitus	320	162	158
E14 Unspecified Diabetes Mellitus	773	413	360
Other Disorders of Glucose Regulation/Pancreatic Internal Secretion (E15-E16)	5	3	2
E16 Other Disorders of Pancreatic Internal Secretion	5	3	2
Disorders of Other Endocrine Glands (E20-E35)	14	5	9
E21 Hyperparathyroidism and Other Disorders of Parathyroid Gland	4	1	3
E22 Hyperfunction of Pituitary Gland	3	1	2
E23 Hypofunction and Other Disorders of Pituitary Gland	1	1	
E27 Other Disorders of Adrenal Gland	6	2	4
Malnutrition (E40-E46)	72	32	40
E43 Unspecified Severe Protein-Energy Malnutrition	20	8	12
E45 Retarded Development Following Protein-Energy Malnutrition	6	1	5
E46 Unspecified Protein-Energy Malnutrition	46	23	23
Other Nutritional Deficiencies (E50-E64)	6	4	2
E51 Thiamine Deficiency	2	1	1
E53 Deficiency of Other B Group Vitamins	1	1	
E63 Other Nutritional Deficiencies	2	1	1
E64 Sequelae of Malnutrition and Other Nutritional Deficiencies	1	1	
Obesity and Other Hyperalimentation (E65-E68)	110	67	43
E66 Obesity	110	67	43
Metabolic Disorders (E70-E90)	331	168	163
E71 Disorders of Branched-Chain Amino-Acid Metabolism and Fatty-Acid Metabolism	2	1	1
E72 Other Disorders of Amino-Acid Metabolism	1	1	
E75 Disorders of Sphingolipid Metabolism and Other Lipid Storage Disorders	3		3
E76 Disorders of Glycosaminoglycan Metabolism	1		1
E77 Disorders of Glycoprotein Metabolism	1	1	
E78 Disorders of Lipoprotein Metabolism and Other Lipidemias	162	91	71
E83 Disorders of Mineral Metabolism	18	8	10

Cause of Death

Underlying Cause of Death	Total	Male	Female
E84 Cystic Fibrosis	11	4	7
E85 Amyloidosis	26	19	7
E86 Volume Depletion	32	6	26
E87 Other Disorders of Fluid, Electrolyte and Acid-Base Balance	47	21	26
E88 Other Metabolic Disorders	27	16	11
V. Mental and Behavioral Disorders (F00-F99)	3,326	1,091	2,235
Organic, Including Symptomatic, Mental Disorders (F00-F09)	3,100	954	2,146
F01 Vascular Dementia	237	94	143
F03 Unspecified Dementia	2,831	849	1,982
F05 Delirium, Not Induced By Alcohol/Other Psychoactive Substances	11	3	8
F06 Other Mental Disorders Due To Brain Damage and Dysfunction and Physical Disease	21	8	13
Mental and Behavior Disorders Due to Psychoactive Substance Abuse (F10-F19)	181	124	57
F10 Use of Alcohol	163	113	50
F11 Use of Opioids	1	1	
F14 Use of Cocaine	3	2	1
F17 Use of Tobacco	5	3	2
F18 Use of Volatile Solvents	3	1	2
F19 Multiple Drug Use and Use of Other Psychoactive Substances	6	4	2
Schizophrenia, Schizotypal and Delusional Disorders (F20-F29)	9	2	7
F20 Schizophrenia	7	1	6
F25 Schizoaffective Disorders	1		1
F29 Unspecified Nonorganic Psychosis	1	1	
Mood (Affective) Disorders (F30-F39)	21	7	14
F31 Bipolar Affective Disorder	3		3
F32 Depressive Episodes	18	7	11
Neurotic, Stress-Related and Somatoform Disorders (F40-F48)	2		2
F41 Other Anxiety Disorders	2		2
Behavior Syndromes Associated With Physiological Disturbances/Physical Factors (F50-F59)	2		2
F54 Psychological and Behavioral Factors Assoc. with Disorders/Diseases Classified Elsewhere	1		1
F55 Abuse of Non-Dependence-Producing Substances	1		1
Disorders of Adult Personality and Behavior (F60-F69)	2		2
F60 Specific Personality Disorders	2		2
Mental Retardation (F70-F79)	6	4	2
F72 Severe Mental Retardation	1		1
F73 Profound Mental Retardation	1	1	
F79 Unspecified Mental Retardation	4	3	1
Disorders of Psychological Development (F80-F89)	2		2
F84 Pervasive Developmental Disorders	2		2
Unspecified Mental Disorder (F99)	1		1
F99 Mental Disorder, Not Otherwise Specified	1		1

Cause of Death

Underlying Cause of Death	Total	Male	Female
VI. Diseases of the Nervous System (G00-G99)	3,064	1,168	1,896
Inflammatory Diseases of the Central Nervous System (G00-G09)	16	9	7
G00 Bacterial Meningitis, Not Elsewhere Classified	1		1
G03 Meningitis Due to Other and Unspecified Causes	3	1	2
G04 Encephalitis, Myelitis and Encephalomyelitis	6	3	3
G06 Intracranial and Intraspinous Abscess and Granuloma	5	4	1
G08 Intracranial and Intraspinous Phlebitis and Thrombophlebitis	1	1	
Systemic Atrophies Primarily Affecting Central Nervous System (G10-G14)	208	103	105
G10 Huntingtons Disease	16	9	7
G11 Hereditary Ataxia	8	1	7
G12 Spinal Muscular Atrophy and Related Syndromes	180	92	88
G14 Postpolio Syndrome	4	1	3
Extrapyramidal and Movement Disorders (G20-G26)	502	293	209
G20 Parkinsons Disease	494	290	204
G21 Secondary Parkinsonism	2	2	
G23 Other Degenerative Diseases of the Basal Ganglia	4		4
G25 Other Extrapyramidal and Movement Disorders	2	1	1
Other Degenerative Diseases of the Nervous System (G30-G32)	1,932	572	1,360
G30 Alzheimers Disease	1,806	513	1,293
G31 Other Degenerative Diseases of Nervous System, Not Elsewhere Classified	126	59	67
Demyelinating Diseases of the Central Nervous System (G35-G37)	111	35	76
G35 Multiple Sclerosis	107	34	73
G37 Other Demyelinating Diseases of Central Nervous System	4	1	3
Episodic and Paroxysmal Disorders (G40-G47)	59	32	27
G40 Epilepsy	21	10	11
G41 Status Epilepticus	13	5	8
G45 Transient Cerebral Ischemic Attacks and Related Syndromes	3	2	1
G47 Sleep Disorders	22	15	7
Polyneuropathies and Oth Disorders of Peripheral Nervous System (G60-G64)	14	9	5
G60 Hereditary and Idiopathic Neuropathy	2	1	1
G61 Inflammatory Polyneuropathy	5	3	2
G62 Other Polyneuropathies	7	5	2
Diseases of Myoneural Junction and Muscle (G70-G73)	44	22	22
G70 Myasthenia Gravis and Other Myoneural Disorders	10	2	8
G71 Primary Disorders of Muscles	32	19	13
G72 Other Myopathies	2	1	1
Cerebral Palsy and Other Paralytic Syndromes (G80-G83)	47	28	19
G80 Infantile Cerebral Palsy	40	23	17
G81 Hemiplegia	1	1	
G82 Paraplegia and Tetraplegia	6	4	2
Other Disorders of the Nervous System (G90-G99)	131	65	66
G90 Disorders of Autonomic Nervous System	1		1

Cause of Death

Underlying Cause of Death	Total	Male	Female
G91 Hydrocephalus	9	2	7
G92 Toxic Encephalopathy	2	1	1
G93 Other Disorders of Brain	110	54	56
G95 Other Diseases of Spinal Cord	6	5	1
G96 Other Disorders of Central Nervous System	2	2	
G98 Other Disorders of Nervous System, Not Elsewhere Classified	1	1	
VII. Diseases of the Eye and Adnexa (H00-H59)	3		3
Disorders of Eyelid, Lacrimal System and Orbit (H00-H06)	2		2
H05 Disorders of Orbit	2		2
Disorders of Choroid and Retina (H30-H36)	1		1
H35 Other Regional Disorders	1		1
VIII. Diseases of the Ear and Mastoid Process (H60-H95)	2	1	1
Diseases of Middle Ear and Mastoid (H65-H75)	2	1	1
H70 Mastoiditis and Related Conditions	2	1	1
IX. Diseases of the Circulatory System (I00-I99)	14,839	7,239	7,600
Acute Rheumatic Fever (I00-I02)	1	1	
I00 Rheumatic Fever Without Mention of Heart Involvement	1	1	
Chronic Rheumatic Heart Diseases (I05-I09)	64	14	50
I05 Rheumatic Mitral Valve Diseases	29	5	24
I07 Rheumatic Tricuspid Valve Diseases	8	1	7
I08 Multiple Valve Diseases	22	7	15
I09 Other Rheumatic Heart Diseases	5	1	4
Hypertensive Diseases (I10-I15)	940	403	537
I10 Essential (Primary) Hypertension	221	88	133
I11 Hypertensive Heart Disease	480	221	259
I12 Hypertensive Renal Disease	171	65	106
I13 Hypertensive Heart and Renal Disease	68	29	39
Ischemic Heart Diseases (I20-I25)	6,700	3,812	2,888
I20 Angina Pectoris	1		1
I21 Acute Myocardial Infarction	2,609	1,525	1,084
I24 Other Acute Ischemic Heart Diseases	41	20	21
I25 Chronic Ischemic Heart Disease	4,049	2,267	1,782
Pulmonary Heart Disease and Diseases of Pulmonary Circulation (I26-I28)	330	131	199
I26 Pulmonary Embolism	163	74	89
I27 Other Pulmonary Heart Diseases	166	56	110
I28 Other Diseases of Pulmonary Vessels	1	1	
Other Forms of Heart Disease (I30-I52)	3,590	1,569	2,021
I30 Acute Pericarditis	2	2	
I31 Other Diseases of Pericardium	11	8	3
I33 Acute and Subacute Endocarditis	28	14	14
I34 Nonrheumatic Mitral Valve Disorders	61	24	37
I35 Nonrheumatic Aortic Valve Disorders	418	167	251
I37 Pulmonary Valve Disorders	1	1	
I38 Endocarditis, Valve Unspecified	133	55	78

Cause of Death

Underlying Cause of Death	Total	Male	Female
I40 Acute Myocarditis	7	5	2
I42 Cardiomyopathy	500	303	197
I44 Atrioventricular and Left-Bundle-Branch Block	16	6	10
I45 Other Conduction Disorders	10	3	7
I46 Cardiac Arrest	29	16	13
I47 Paroxysmal Tachycardia	19	11	8
I48 Atrial Fibrillation and Flutter	391	131	260
I49 Other Cardiac Arrhythmias	286	147	139
I50 Heart Failure	1,528	602	926
I51 Complications and Ill-Defined Descriptions of Heart Disease	150	74	76
Cerebrovascular Diseases (I60-I69)	2,546	1,003	1,543
I60 Subarachnoid Hemorrhage	109	40	69
I61 Intracerebral Hemorrhage	282	131	151
I62 Other Nontraumatic Intracranial Hemorrhage	164	86	78
I63 Cerebral Infarction	134	70	64
I64 Stroke, Not Specified as Hemorrhage or Infarction	1,332	477	855
I67 Other Cerebrovascular Diseases	155	41	114
I69 Sequelae of Cerebrovascular Disease	370	158	212
Diseases of Arteries, Arterioles and Capillaries (I70-I79)	601	273	328
I70 Atherosclerosis	151	53	98
I71 Aortic Aneurysm and Dissection	226	123	103
I72 Other Aneurysm	18	8	10
I73 Other Peripheral Vascular Diseases	186	82	104
I74 Arterial Embolism and Thrombosis	10	5	5
I77 Other Disorders of Arteries and Arterioles	9	1	8
I78 Diseases of Capillaries	1	1	
Diseases of Veins, Lymphatic Vessels and Lymph Nodes, Not Elsewhere Classified (I80-I89)	62	32	30
I80 Phlebitis and Thrombophlebitis	48	24	24
I81 Portal Vein Thrombosis	4	3	1
I82 Other Venous Embolism and Thrombosis	3	1	2
I83 Varicose Veins of Lower Extremities	3		3
I85 Esophageal Varices	2	2	
I87 Other Disorders of Veins	1	1	
I89 Other Noninfective Disorders of Lymphatic Vessels and Lymph Nodes	1	1	
Other and Unspecified Disorders of Circulatory System (I95-I99)	5	1	4
I95 Hypotension	2		2
I99 Other and Unspecified Disorders of Circulatory System	3	1	2
X. Diseases of the Respiratory System (J00-J99)	4,617	2,233	2,384
Acute Upper Respiratory Infections (J00-J06)	3	2	1
J02 Acute Pharyngitis	1	1	
J06 Acute Upper Respiratory Infections of Multiple or Unspecified Sites	2	1	1

Cause of Death

Underlying Cause of Death	Total	Male	Female
Influenza and Pneumonia (J09-J18)	982	459	523
J09 Influenza Due to Identified Avian Influenza Virus	1		1
J10 Influenza Due to Identified Influenza Virus	12	6	6
J11 Influenza, Virus Not Identified	15	6	9
J12 Viral Pneumonia, Not Elsewhere Classified	5	3	2
J13 Pneumonia Due to Streptococcus Pneumonia	5	3	2
J14 Pneumonia Due to Hemophilus Influenza	2		2
J15 Bacterial Pneumonia, Not Elsewhere Classified	29	20	9
J18 Pneumonia, Organism Unspecified	913	421	492
Other Acute Lower Respiratory Infections (J20-J22)	5	3	2
J20 Acute Bronchitis	2	2	
J21 Acute Bronchiolitis	1	1	
J22 Unspecified Acute Lower Respiratory Infection	2		2
Other Diseases of Upper Respiratory Tract (J30-J39)	13	8	5
J32 Chronic Sinusitis	2	2	
J34 Other Disorders of Nose and Nasal Sinuses	1	1	
J38 Diseases of Vocal Cords and Larynx, Not Elsewhere Classified	4	2	2
J39 Other Diseases of Upper Respiratory Tract	6	3	3
Chronic Lower Respiratory Diseases (J40-J47)	2,628	1,251	1,377
J40 Bronchitis, Not Specified as Acute or Chronic	5	3	2
J42 Unspecified Chronic Bronchitis	1	1	
J43 Emphysema	209	115	94
J44 Other Chronic Obstructive Pulmonary Disease	2,330	1,104	1,226
J45 Asthma	62	23	39
J46 Status Asthmaticus	3		3
J47 Bronchiectasis	18	5	13
Lung Diseases Due to External Agents (J60-J70)	394	229	165
J61 Pneumoconiosis Due to Asbestos and Other Mineral Fibers	6	6	
J62 Pneumoconiosis Due to Dust Containing Silica	3	3	
J63 Pneumoconiosis Due to Other Inorganic Dust	1	1	
J67 Hypersensitivity Pneumonitis Due to Organic Dust	3	3	
J69 Pneumonitis Due to Solids and Liquids	380	216	164
J70 Respiratory Conditions Due to Other External Agents	1		1
Other Respiratory Diseases Principally Affecting the Interstitium (J80-J84)	436	209	227
J80 Adult Respiratory Distress Syndrome	25	12	13
J81 Pulmonary Edema	13	2	11
J82 Pulmonary Eosinophilia, Not Elsewhere Classified	2	2	
J84 Other Interstitial Pulmonary Diseases	396	193	203
Suppurative and Necrotic Conditions of Lower Respiratory Tract (J85-J86)	17	11	6
J85 Abscess of Lung and Mediastinum	7	4	3
J86 Pyothorax	10	7	3
Other Diseases of Pleura (J90-J94)	22	9	13
J90 Pleural Effusion, Not Elsewhere Classified	14	6	8

Cause of Death

Underlying Cause of Death	Total	Male	Female
J93 Pneumothorax	4	1	3
J94 Other Pleural Conditions	4	2	2
Other Diseases of the Respiratory System (J95-J99)	117	52	65
J96 Respiratory Failure, Not Elsewhere Classified	32	12	20
J98 Other Respiratory Disorders	85	40	45
XI. Diseases of the Digestive System (K00-K93)	1,717	846	871
Diseases of Oral Cavity, Salivary Glands and Jaws (K00-K14)	6	3	3
K04 Diseases of Pulp and Periapical Tissues	1	1	
K08 Other Disorders of Teeth and Supporting Structures	1	1	
K11 Diseases of Salivary Glands	2		2
K12 Stomatitis and Related Lesions	2	1	1
Diseases of Esophagus, Stomach and Duodenum (K20-K31)	127	64	63
K20 Esophagitis	1	1	
K21 Gastro-Esophageal Reflux Disease	5	4	1
K22 Other Diseases of Esophagus	33	12	21
K25 Gastric Ulcer	16	7	9
K26 Duodenal Ulcer	31	19	12
K27 Peptic Ulcer, Site Unspecified	21	9	12
K28 Gastrojejunal Ulcer	1	1	
K29 Gastritis and Duodenitis	6	4	2
K31 Other Diseases of Stomach and Duodenum	13	7	6
Diseases of Appendix (K35-K38)	7	2	5
K35 Acute Appendicitis	5	2	3
K37 Unspecified Appendicitis	2		2
Hernia (K40-K46)	35	7	28
K40 Inguinal Hernia	5	4	1
K41 Femoral Hernia	2		2
K42 Umbilical Hernia	1	1	
K43 Ventral Hernia	5	1	4
K44 Diaphragmatic Hernia	14		14
K46 Unspecified Hernia of Abdominal Cavity	8	1	7
Noninfective Enteritis and Colitis (K50-K52)	20	9	11
K50 Crohns Disease (Regional Enteritis)	13	7	6
K51 Ulcerative Colitis	4	1	3
K52 Other Noninfective Gastroenteritis and Colitis	3	1	2
Other Diseases of Intestines (K55-K63)	433	151	282
K55 Vascular Disorders of Intestine	170	66	104
K56 Paralytic Ileus and Intestinal Obstruction Without Hernia	141	46	95
K57 Diverticular Disease of Intestine	56	17	39
K59 Other Functional Intestinal Disorders	7	2	5
K60 Fissure and Fistula of Anal and Rectal Regions	1		1
K61 Abscess of Anal and Rectal Regions	2	2	
K62 Other Diseases of Anus and Rectum	9	4	5

Cause of Death

Underlying Cause of Death	Total	Male	Female
K63 Other Diseases of Intestine	47	14	33
Diseases of Peritoneum (K65-K67)	33	9	24
K65 Peritonitis	30	8	22
K66 Other Disorders of Peritoneum	3	1	2
Diseases of Liver (K70-K77)	670	415	255
K70 Alcoholic Liver Disease	290	198	92
K72 Hepatic Failure, Not Elsewhere Classified	62	35	27
K73 Chronic Hepatitis, Not Elsewhere Classified	2	1	1
K74 Fibrosis and Cirrhosis of Liver	224	131	93
K75 Other Inflammatory Liver Diseases	6	3	3
K76 Other Diseases of Liver	86	47	39
Disorders of Gallbladder, Biliary Tract and Pancreas (K80-K87)	169	82	87
K80 Cholelithiasis	20	8	12
K81 Cholecystitis	43	18	25
K83 Other Diseases of Biliary Tract	3	1	2
K85 Acute Pancreatitis	32	16	16
K86 Other Diseases of Pancreas	49	29	20
Other Diseases of the Digestive System (K90-K93)	22	10	12
K90 Intestinal Malabsorption	217	104	113
K92 Other Diseases of Digestive System	6	3	3
XII. Diseases of the Skin and Subcutaneous Tissue (L00-L99)	211	101	110
Infections of the Skin and Subcutaneous Tissue (L00-L08)	92	45	47
L02 Cutaneous Abscess, Furuncle and Carbuncle	54	27	27
L03 Cellulitis	6	3	3
L08 Other Local Infections of Skin and Subcutaneous Tissue	36	19	17
Bullous Disorders (L10-L14)	12	5	7
L12 Pemphigoid	2	1	1
Dermatitis and Eczema (L20-L30)	2	1	1
L30 Other Dermatitis	1	1	
Urticaria and Erythema (L50-L54)	1	1	
L51 Erythema Multiforme	3		3
Disorders of Skin Appendages (L60-L75)	3		3
L60 Nail Disorders	1	1	
Other Disorders of the Skin and Subcutaneous Tissue (L80-L99)	1	1	
L88 Pyoderma Gangrenosum	31	15	16
L89 Decubitus Ulcer	1		1
L93 Lupus Erythematosus	16	8	8
L94 Other Localized Connective Tissue Disorders	2		2
L97 Ulcer of Lower Limb, Not Elsewhere Classified	1		1
L98 Other Disorders of Skin and Subcutaneous Tissue, Not Elsewhere Classified	5	4	1

Cause of Death

Underlying Cause of Death	Total	Male	Female
XIII. Diseases of the Musculoskeletal System and Connective Tissue (M00-M99)	314	112	202
Infectious Arthropathies (M00-M03)	14	6	8
M00 Pyogenic Arthritis	14	6	8
Inflammatory Polyarthropathies (M05-M14)	67	20	47
M05 Seropositive Rheumatoid Arthritis	13	6	7
M06 Other Rheumatoid Arthritis	50	13	37
M10 Gout	1		1
M13 Other Arthritis	3	1	2
Arthrosis (M15-M19)	22	7	15
M15 Polyarthrosis	1		1
M16 Coxarthrosis (Arthrosis of Hip)	2	1	1
M19 Other Arthrosis	19	6	13
Other Joint Disorders (M20-M24)	1		1
M24 Other Specific Joint Derangements	1		1
Systemic Connective Tissue Disorders (M30-M36)	51	12	39
M30 Polyarteritis Nodosa and Related Conditions	12	4	8
M31 Other Necrotizing Vasculopathies	16	3	13
M32 Systemic Lupus Erythematosus	2	1	1
M33 Dermatopolymyositis	16	2	14
M34 Systemic Sclerosis	5	2	3
M35 Other Systemic Involvement of Connective Tissue	11	3	8
Deforming Dorsopathies (M40-M43)	2		2
M40 Kyphosis and Lordosis	8	3	5
M41 Scoliosis	1		1
M43 Other Deforming Dorsopathies	24	14	10
Spondylopathies (M45-M49)	3	2	1
M45 Ankylosing Spondylitis	8	4	4
M46 Other Inflammatory Spondylopathies	2	2	
M47 Spondylosis	11	6	5
M48 Other Spondylopathies	6	2	4
Other Dorsopathies (M50-M54)	3	1	2
M51 Other Intervertebral Disc Disorders	1	1	
M53 Other Dorsopathies, Not Elsewhere Classified	2		2
M54 Dorsalgia	21	13	8
Disorders of Muscles (M60-M63)	6	4	2
M60 Myositis	15	9	6
M62 Other Disorders of Muscle	9	5	4
Other Soft Tissue Disorders (M70-M79)	7	4	3
M72 Fibroblastic Disorders	2	1	1
M79 Other Soft Tissue Disorders, Not Elsewhere Classified	55	13	42
Disorders of Bone Density and Structure (M80-M85)	26	7	19
M80 Osteoporosis With Pathological Fracture	314	112	202

Cause of Death

Underlying Cause of Death	Total	Male	Female
M81 Osteoporosis Without Pathological Fracture	19	3	16
M84 Disorders of Continuity of Bone	10	3	7
Other Osteopathies (M86-M90)	33	17	16
M86 Osteomyelitis	30	16	14
M88 Pagets Disease of Bone (Osteitis Deformans)	3	1	2
XIV. Diseases of the Genitourinary System (N00-N99)	1,275	590	685
Glomerular Diseases (N00-N08)	13	7	6
N00 Acute Nephritic Syndrome	4	3	1
N02 Recurrent and Persistent Hematuria	1	1	
N03 Chronic Nephritic Syndrome	3	2	1
N04 Nephrotic Syndrome	2		2
N05 Unspecified Nephritic Syndrome	3	1	2
Renal Tubulo-Interstitial Diseases (N10-N16)	24	10	14
N10 Acute Tubulo-Interstitial Nephritis	4	3	1
N11 Chronic Tubulo-Interstitial Nephritis	2	1	1
N12 Tubulo-Interstitial Nephritis, Not Specified As Acute Or Chronic	8		8
N13 Obstructive and Reflux Uropathy	9	6	3
N15 Other Renal Tubulo-Interstitial Diseases	1		1
Renal Failure (N17-N19)	966	465	501
N17 Acute Renal Failure	165	82	83
N18 Chronic Renal Failure	499	241	258
N19 Unspecified Renal Failure	302	142	160
Urolithiasis (N20-N23)	6	2	4
N20 Calculus of Kidney and Ureter	6	2	4
Other Disorders of Kidney and Ureter (N25-N29)	24	10	14
N26 Unspecified Contracted Kidney	1		1
N28 Other Disorders of Kidney and Ureter, Not Elsewhere Classified	23	10	13
Other Diseases of Urinary System (N30-N39)	221	81	140
N30 Cystitis	4	2	2
N31 Neuromuscular Dysfunction of Bladder, Not Elsewhere Classified	4	2	2
N32 Other Disorders of Bladder	7	3	4
N36 Other Disorders of Urethra	1	1	
N39 Other Disorders of Urinary Tract	205	73	132
Diseases of Male Genital Organs (N40-N51)	15	15	
N40 Hyperplasia of Prostate	12	12	
N49 Inflammatory Disorders of Male Genital Organs, Not Elsewhere Classified	3	3	
Disorders of Breast (N60-N64)	2		2
N63 Unspecified Lump in Breast	1		1
N64 Other Disorders of Breast	1		1
Inflammatory Diseases of Female Pelvic Organs (N70-N77)	2		2
N73 Other Female Pelvic Inflammatory Diseases	2		2

Cause of Death

Underlying Cause of Death	Total	Male	Female
Noninflammatory Disorders of Female Genital Tract (N80-N98)	2		2
N82 Fistulae Involving Female Genital Tract	2		2
XV. Pregnancy, Childbirth and the Puerperium (O00-O99)	13		13
Pregnancy with Abortive Outcome (O00-O08)	1		1
O00 Ectopic Pregnancy	1		1
Edema, Proteinuria and Hypertensive Disorders in Pregnancy, Birth and Puerperium (O10-O16)	1		1
O10 Pre-Existing Hypertension Complicating Pregnancy, Childbirth & Puerperium	1		1
Other Maternal Disorders Predominantly Related to Pregnancy (O20-O29)	4		4
O24 Diabetes Mellitus in Pregnancy	1		1
O26 Maternal Care For Other Conditions Predominantly Related to Pregnancy	3		3
Complications of Labor and Delivery (O60-O75)	2		2
O72 Postpartum Hemorrhage	2		2
Other Obstetric Conditions, Not Elsewhere Classified (O95-O99)	5		5
O96 Death From Any Obstetric Cause Occurring More Than 42 Days but Less Than 1 Year After Delivery	3		3
O97 Death From Sequelae of Direct Obstetric Causes	1		1
O98 Maternal Infectious and Parasitic Diseases Classifiable Elsewhere But Complicating Pregnancy, Childbirth and the Puerperium	1		1
XVI. Certain Conditions Originating in the Perinatal Period (P00-P96)	221	116	103
Fetus and Newborn Affected By Maternal Factors & Complications of Pregnancy, Labor & Delivery (P00-P04)	48	25	21
P00 Fetus and Newborn Affected by Maternal Conditions Unrelated to Present Pregnancy	4	1	3
P01 Fetus and Newborn Affected By Maternal Complications of Pregnancy	25	15	8
P02 Fetus and Newborn Affected By Complications of Placenta, Cord and Membrane	15	7	8
P03 Fetus and Newborn Affected By Other Complications of Labor and Delivery	4	2	2
Disorders Related to Length of Gestation and Fetal Growth (P05-P08)	99	54	45
P05 Slow Fetal Growth and Fetal Malnutrition	3	1	2
P07 Disorders Related to Short Gestation and Low Birthweight, Not Elsewhere Classified	96	53	43
Birth Trauma (P10-P15)	1		1
P15 Other Birth Injuries	1		1
Respiratory and Cardiovascular Disorders Specific to Perinatal Period (P20-P29)	36	19	17
P20 Intrauterine Hypoxia	2	1	1
P21 Birth Asphyxia	5	1	4
P22 Respiratory Distress of Newborn	6	2	4
P26 Pulmonary Hemorrhage Originating in the Perinatal Period	3	2	1
P27 Chronic Respiratory Disease Originating in the Perinatal Period	1	1	
P28 Other Respiratory Conditions Originating in the Perinatal Period	8	3	5
P29 Cardiovascular Disorders Originating in the Perinatal Period	11	9	2

Cause of Death

Underlying Cause of Death	Total	Male	Female
Infections Specific to Perinatal Period (P35-P39)	12	4	8
P35 Congenital Viral Diseases	2		2
P36 Bacterial Sepsis of Newborn	8	2	6
P39 Other Infections Specific to the Perinatal Period	2	2	
Hemorrhagic and Hematological Disorders of Fetus and Newborn (P50-P61)	8	3	5
P52 Intracranial Nontraumatic Hemorrhage of Fetus and Newborn	7	2	5
P61 Other Perinatal Hematological Disorders	1	1	
Digestive System Disorders of Fetus and Newborn (P75-P78)	8	6	2
P77 Necrotizing Enterocolitis of Fetus and Newborn	5	3	2
P78 Other Perinatal Digestive System Disorders	3	3	
Conditions Involving the Integument and Temperature Regulation of Fetus/Newborn (P80-P83)	5	3	2
P83 Other Conditions of Integument Specific to Fetus and Newborn	5	3	2
Other Disorders Originating In Perinatal Period (P90-P96)	4	2	2
P91 Other Disturbances of Cerebral Status of Newborn	3	1	2
P94 Disorders of Muscle Tone of Newborn	1	1	
XVII. Congenital Malformations/Deformations/Chromosomal Abnormalities (Q00-Q99)	189	98	91
Congenital Malformations of the Nervous System (Q00-Q07)	32	12	20
Q00 Anencephaly and Similar Malformations	5	1	4
Q01 Encephalocele	2	1	1
Q03 Congenital Hydrocephalus	4	1	3
Q04 Other Congenital Malformations of Brain	13	4	9
Q05 Spina Bifada	5	4	1
Q07 Other Congenital Malformations of Nervous System	3	1	2
Congenital Malformations of the Circulatory System (Q20-Q28)	46	25	21
Q20 Congenital Malformations of Cardiac Chambers and Connections	3		3
Q21 Congenital Malformations of Cardiac Septa	14	7	7
Q22 Congenital Malformations of Pulmonary and Tricuspid Valves	1	1	
Q23 Congenital Malformations of Aortic and Mitral Valves	4	4	
Q24 Other Congenital Malformations of the Heart	20	11	9
Q25 Congenital Malformations of Great Arteries	1		1
Q27 Other Congenital Malformations of Peripheral Vascular System	3	2	1
Congenital Malformations of the Respiratory System (Q30-Q34)	4	3	1
Q31 Congenital Malformations of Larynx	1	1	
Q33 Congenital Malformations of Lung	3	2	1
Other Congenital Malformations of the Digestive System (Q38-Q45)	2	2	
Q43 Other Congenital Malformations of Intestine	2	2	
Congenital Malformations of the Urinary System (Q60-Q64)	18	10	8
Q60 Renal Agenesis and Other Reduction Defects of Kidney	5	4	1

Cause of Death

Underlying Cause of Death	Total	Male	Female
Q61 Cystic Kidney Disease	12	5	7
Q64 Other Congenital Malformations of Urinary System	1	1	
Congenital Malformations and Deformations of the Musculoskeletal System (Q65-Q79)	13	6	7
Q68 Other Congenital Musculoskeletal Deformities	1		1
Q76 Congenital Malformations of Spine and Bony Thorax	1		1
Q77 Osteochondrodysplasia with Defects of Growth Tubular Bones and Spine	1		1
Q78 Other Osteochondrodysplasias	3	1	2
Q79 Congenital Malformations of the Musculoskeletal System, Not Elsewhere Classified	7	5	2
Other Congenital Malformations (Q80-Q89)	23	15	8
Q81 Epidermolysis Bullosa	1	1	
Q85 Phakomatoses, Not Elsewhere Classified	5	3	2
Q87 Other Specified Congenital Malformation Syndromes Affecting Multiple Systems	5	3	2
Q89 Other Congenital Malformations, Not Elsewhere Classified	12	8	4
Chromosomal Abnormalities, Not Elsewhere Classified (Q90-Q99)	51	25	26
Q90 Downs Syndrome	30	14	16
Q91 Edwards Syndrome and Patau Syndrome	12	5	7
Q93 Monosomies and Deletions from the Autosomes, Not Elsewhere Classified	4	2	2
Q99 Other Chromosome Abnormalities, Not Elsewhere Classified	5	4	1
XVIII. Symptoms, Signs and Abnormal Clinical Lab Findings, Not Elsewhere Classified (R00-R99)	216	101	115
Symptoms and Signs Involving the Circulatory and Respiratory Systems (R00-R09)	10	5	5
R00 Abnormalities of Heart Beat	2		2
R02 Gangrene, Not Elsewhere Classified	1		1
R04 Hemorrhage From Respiratory Passages	3	1	2
R06 Abnormalities of Breathing	4	4	
Symptoms and Signs Involving the Digestive System and Abdomen (R10-R19)	10	3	7
R10 Abdominal and Pelvic Pain	2		2
R13 Dysphagia	3	2	1
R19 Other Symptoms and Signs Involving the Digestive System and Abdomen	5	1	4
Symptoms and Signs Involving the Skin and Subcutaneous Tissue (R20-R23)	2	1	1
R22 Localized Swelling, Mass and Lump of Skin and Subcutaneous Tissue	2	1	1
Symptoms and Signs Involving the Nervous and Musculoskeletal Systems (R25-R29)	1		1
R25 Abnormal Involuntary Movements	1		1
Symptoms and Signs Involving Cognition, Perception, Emotional State and Behavior (R40-R46)	1		1
R41 Other Symptoms and Signs Involving Cognitive Functions and Awareness	1		1

Cause of Death

Underlying Cause of Death	Total	Male	Female
Symptoms and Signs Involving Speech and Voice (R47-R49)	1		1
R47 Other Symptoms and Signs Involving Cognitive Functions and Awareness	1		1
General Symptoms and Signs (R50-R69)	88	28	60
R52 Pain, Not Elsewhere Classified	1		1
R53 Malaise and Fatigue	21	4	17
R54 Senility	11	2	9
R56 Convulsions, Not Elsewhere Classified	11	7	4
R57 Shock, Not Elsewhere Classified, Not Elsewhere Classified	5	3	2
R58 Hemorrhage, Not Elsewhere Classified	2		2
R62 Lack of Expected Normal Physiological Development	21	6	15
R63 Symptoms and Signs Concerning Food and Fluid Intake	3		3
R64 Cachexia	5	2	3
R68 Other General Symptoms and Signs	8	4	4
Abnormal Findings On Diagnostic Imaging and In Function Studies, Without Diagnosis (R90-R94)	5		5
R91 Abnormal Findings On Diagnostic Imaging of Lung	4		4
R94 Abnormal Results of Function Studies	1		1
Ill-Defined and Unknown Causes of Mortality (R95-R99)	98	64	34
R95 Sudden Infant Death Syndrome	34	19	15
R99 Other Ill-Defined and Unspecified Causes of Mortality	64	45	19
XX. External Causes of Morbidity and Mortality (V01-Y89)	3,588	2,267	1,321
Pedestrian Injured In Transport Accident (V01-V09)	70	40	30
V02 Pedestrian Injured in Collision with 2 or 3 Wheeled Motor Vehicle	1	1	
V03 Pedestrian Injured in Collision with Car, Pick-Up Truck or Van	49	25	24
V04 Pedestrian Injured in Collision with Heavy Transport Vehicle or Bus	8	5	3
V05 Pedestrian Injured in Collision with Railway Train Or Railway Vehicle	4	3	1
V09 Pedestrian Injured in Other and Unspecified Transport Accidents	8	6	2
Pedal Cyclist Injured In Transport Accident (V10-V19)	17	14	3
V13 Pedal Cyclist Injured in Collision with Car, Pick-Up Truck or Van	12	11	1
V17 Pedal Cyclist Injured in Collision with Fixed or Stationary Object	1	1	
V18 Pedal Cyclist Injured in Non-Collision Transport Accident	2	1	1
V19 Pedal Cyclist Injured in Other and Unspecified Transport Accidents	2	1	1
Motorcycle Rider Injured In Transport Accident (V20-V29)	97	82	15
V20 Motorcycle Rider Injured in Collision with Pedestrian Or Animal	7	6	1
V22 Motorcycle Rider Injured in Collision with 2 Or 3 Wheeled Motor Vehicle	3	3	
V23 Motorcycle Rider Injured in Collision with Car, Pick-Up Truck or Van	33	28	5
V24 Motorcycle Rider Injured in Collision with Heavy Transport Vehicle or Bus	2	2	
V26 Motorcycle Rider Injured in Collision with Other Non-Motor Vehicle	1	1	
V27 Motorcycle Rider Injured in Collision with Fixed or Stationary Object	13	11	2
V28 Motorcycle Rider Injured in Non-Collision Transport Accident	28	23	5
V29 Motorcycle Rider Injured in Other and Unspecified Transport Accidents	10	8	2

Cause of Death

Underlying Cause of Death	Total	Male	Female
Car Occupant Injured In Transport Accident (V40-V49)	277	169	108
V40 Car Occupant Injured in Collision with Pedestrian Or Animal	1	1	
V43 Car Occupant Injured in Collision with Car/Pick-Up Truck/Van	105	55	50
V44 Car Occupant Injured in Collision with Heavy Transport Vehicle Or Bus	30	14	16
V47 Car Occupant Injured in Collision with Fixed Or Stationary Object	71	49	22
V48 Car Occupant Injured in Non-Collision Transport Accident	57	39	18
V49 Car Occupant Injured in Other and Unspecified Transport Accidents	13	11	2
Occupant of Pick-Up Truck Or Van Injured In Transport Accident (V50-V59)	81	68	13
V53 Occupant/Pick-Up Truck/Van Injured In Collision with Car/Pick-Up Truck/Van	21	17	4
V54 Occupant/Pick-Up Truck/Van Injured In Collision with Heavy Transport Vehicle/Bus	5	5	
V55 Occupant/Pick-Up Truck/Van Injured In Collision with Heavy Transport Vehicle/Bus	3	3	
V57 Occupant/Pick-Up Truck/Van Injured In Collision with Fixed or Stationary Object	18	13	5
V58 Occupant/Pick-Up Truck/Van Injured In Non-Collision Transport Accident	30	27	3
V59 Occupant/Pick-Up Truck/Van Injured In Other and Unspecified Transport Accident	4	3	1
Occupant of Heavy Transport Vehicle Injured In Transport Accident (V60-V69)	3	3	
V64 Occupant/Heavy Transport Vehicle Injured In Collision with Heavy Transport Vehicle or Bus	2	2	
V67 Occupant/Heavy Transport Vehicle Injured In Non-Collision Transport Accident	1	1	
Bus Occupant Injured In Transport Accident (V70-V79)	1		1
V74 Bus Occupant Injured In Collision with Heavy Transport Vehicle or Bus	1		1
Other Land Transport Accidents (V80-V89)	68	54	14
V80 Animal-Rider or Occupant of Animal-Drawn Vehicle Injured In Transport Accident	2	2	
V84 Occupant of Special Vehicle Mainly Used In Agriculture Injured in Transport Accident	3	3	
V86 Occupant of Special All-Terrain or Other Motor Vehicle Designed Primarily for Off-Road Use Injured in Transport Accident	29	26	3
V87 Traffic Accident of Specified Type But Victims Mode of Transport Unknown	16	10	6
V89 Motor or Nonmotor Vehicle Accident, Type of Vehicle Unspecified	18	13	5
Water Transport Accidents (V90-V94)	11	9	2
V90 Accident to Watercraft Causing Drowning and Submersion	3	3	
V91 Accident to Watercraft Causing Other Injury	2	1	1
V92 Water Transport-Related Drowning and Submersion Without Accident to Watercraft	4	3	1
V94 Other and Unspecified Water Transport Accidents	2	2	
Air and Space Transport Accidents (V95-V97)	8	5	3
V95 Accident to Powered Aircraft Causing Injury to Occupant	8	5	3
Falls (W00-W19)	1,026	467	559
W00 Fall On Same Level Involving Ice and Snow	7	4	3

Cause of Death

Underlying Cause of Death	Total	Male	Female
W01 Fall On Same Level From Slipping, Tripping and Stumbling	62	22	40
W03 Other Fall On Same Level Due to Collision With, or Pushing by Another Person	2		2
W04 Fall While Being Carried or Supported By Other Persons	4	2	2
W05 Fall Involving Wheelchair	46	13	33
W06 Fall Involving Bed	54	25	29
W07 Fall Involving Chair	25	11	14
W08 Fall Involving Other Furniture	7	2	5
W10 Fall On and from Stairs and Steps	97	53	44
W11 Fall On and from Ladder	12	10	2
W12 Fall On and from Scaffolding	1	1	
W13 Fall From, Out of or Through Building Or Structure	7	6	1
W14 Fall From Tree	1	1	
W16 Diving or Jumping into Water Causing Injury Other Than Drowning or Submersion	2	2	
W17 Other Fall From One Level to Another	12	10	2
W18 Other Fall On Same Level	407	182	225
W19 Unspecified Fall	280	123	157
Exposure to Inanimate Mechanical Forces (W20-W49)	58	50	8
W20 Struck By Thrown, Projected or Falling Object	20	18	2
W22 Striking Against or Struck By Other Equipment	4	3	1
W23 Caught, Crushed, Jammed or Pinched in or Between Objects	1		1
W24 Contact with Lifting and Transmission Devices, Not Elsewhere Classified	2	2	
W25 Contact with Sharp Glass	1	1	
W28 Contact with Powered Lawnmower	2	2	
W30 Contact with Agricultural Machinery	8	6	2
W31 Contact with Other and Unspecified Machinery	12	10	2
W33 Rifle, Shotgun and Larger Firearm Discharge	2	2	
W34 Discharge From Other and Unspecified Firearms	2	2	
W40 Explosion of Other Materials	3	3	
W44 Foreign Body Entering Into or Through Eye or Natural Orifice	1	1	
Exposure to Animate Mechanical Forces (W50-W64)	1	1	
W55 Bitten or Struck By Other Mammals	1	1	
Accidental Drowning and Submersion (W65-W74)	60	50	10
W65 Drowning and Submersion While in Bathtub	9	3	6
W67 Drowning and Submersion While in Swimming Pool	5	4	1
W69 Drowning and Submersion While in Natural Water	30	29	1
W70 Drowning and Submersion Following Fall into Natural Water	9	8	1
W74 Unspecified Drowning and Submersion	7	6	1
Other Accidental Threats to Breathing (W75-W84)	99	56	43
W75 Accidental Suffocation and Strangulation in Bed	25	13	12
W76 Other Accidental Hanging and Strangulation	4	3	1
W77 Threat to Breathing Due to Cave-In/Falling Earth/Other Substances	2	2	

Cause of Death

Underlying Cause of Death	Total	Male	Female
W78 Inhalation of Gastric Contents	3		3
W79 Inhalation and Ingestion of Food Causing Obstruction of Respiratory Tract	29	20	9
W80 Inhalation and Ingestion of Other Objects Causing Obstruction of Respiratory Tract	22	10	12
W83 Other Specified Threats to Breathing	5	3	2
W84 Unspecified Threat to Breathing	9	5	4
Exposure to Electric Current/Radiation/Extreme Ambient Air Temperature and Pressure (W85-W99)	6	5	1
W85 Exposure to Electric Transmission Lines	1	1	
W86 Exposure to Other Specified Electric Current	2	2	
W87 Exposure to Unspecified Electric Current	2	2	
W92 Exposure to Excessive Heat of Man-Made Origin	1		1
Exposure to Smoke, Fire and Flames (X00-X09)	43	22	21
X00 Exposure to Uncontrolled Fire in Building or Structure	38	18	20
X01 Exposure to Uncontrolled Fire, Not in Building or Structure	1	1	
X04 Exposure to Ignition of Highly Flammable Material	1	1	
X06 Exposure to Ignition or Melting of Other Clothing and Apparel	2	1	1
X09 Exposure to Unspecified Smoke, Fire and Flames	1	1	
Contact With Heat and Hot Substances (X10-X19)	1	1	
X18 Contact with Other Hot Metals	1	1	
Contact With Venomous Animals and Plants (X20-X29)	1	1	
X23 Contact with Hornets, Wasps and Bees	1	1	
Exposure to Forces of Nature (X30-X39)	29	22	7
X30 Exposure to Excessive Natural Heat	5	1	4
X31 Exposure to Excessive Natural Cold	21	19	2
X37 Victim of Cataclysmic Storm	2	1	1
X39 Exposure to Other and Unspecified Forces of Nature	1	1	
Accidental Poisoning By and Exposure to Noxious Substances (X40-X49)	580	380	200
X40 Accidental Poisoning by and Exposure to Nonopioid Analgesics, Antipyretics and Antirheumatics	3		3
X41 Accidental Poisoning by and Exposure to Antiepileptic, Sedative-Hypnotic, Antiparkinsonism and Psychotropic Drugs, Not Elsewhere Classified	16	8	8
X42 Accidental Poisoning by and Exposure to Narcotics and Psychodysleptics (Hallucinogens), Not Elsewhere Classified	243	179	64
X44 Accidental Poisoning by and Exposure to Other and Unspecified Drugs, Medicaments and Biological Substances	277	163	114
X45 Accidental Poisoning by and Exposure to Alcohol	19	14	5
X46 Accidental Poisoning by and Exposure to Organic Solvents/Halogenated Hydrocarbons and their Vapors	1	1	
X47 Accidental Poisoning by and Exposure to Other Gases and Vapors	19	14	5
X49 Accidental Poisoning by and Exposure to Other and Unspecified Chemicals and Noxious Substances	2	1	1

Cause of Death

Underlying Cause of Death	Total	Male	Female
Accidental Exposure to Other and Unspecified Factors (X58-X59)h	35	15	20
X59 Exposure to Unspecified Factor	35	15	20
Intentional Self-Harm (X60-X84)	736	562	174
X61 Intentional Self-Poisoning by an Exposure to Antiepileptic Sedative-Hypnotic, Antiparkinsonism and Psychotropic Drugs	22	11	11
X62 Intentional Self-Poisoning by and Exposure to Narcotics and Psychodysleptics (Hallucinogens), Not Elsewhere Classified	13	7	6
X64 Intentional Self-Poisoning by and Exposure to Other and Unspecified Drugs, Medicaments and Biological Substances	66	25	41
X65 Intentional Self-Poisoning by and Exposure to Alcohol	1	1	
X66 Intentional Self-Poisoning by and Exposure to Organic Solvents, Halogenated Hydrocarbons and Their Vapors	2	2	
X67 Intentional Self-Poisoning by and Exposure to Other Gases and Vapors	23	16	7
X69 Intentional Self-Poisoning by and Exposure to Other and Unspecified Chemicals and Noxious Substances	1	1	
X70 Intentional Self-Harm By Hanging, Strangulation and Suffocation	200	151	49
X71 Intentional Self-Harm By Drowning and Submersion	8	5	3
X72 Intentional Self-Harm By Handgun Discharge	181	152	29
X73 Intentional Self-Harm By Rifle, Shotgun and Larger Firearm Discharge	144	137	7
X74 Intentional Self-Harm By Other and Unspecified Firearm Discharge	24	21	3
X76 Intentional Self-Harm By Smoke, Fire and Flames	2	1	1
X78 Intentional Self-Harm By Sharp Object	9	5	4
X80 Intentional Self-Harm By Jumping from a High Place	12	10	2
X81 Intentional Self-Harm By Jumping or Lying Before Moving Object	11	5	6
X82 Intentional Self-Harm By Crashing of Motor Vehicle	4	3	1
X83 Intentional Self-Harm By Other Specified Means	5	5	
X84 Intentional Self-Harm By Unspecified Means	8	4	4
Assault (X85-Y09)	142	111	31
X85 Assault by Drugs, Medicaments and Biological Substances	4	3	1
X91 Assault by Hanging, Strangulation and Suffocation	8	5	3
X92 Assault by Drowning and Submersion	1	1	
X93 Assault by Handgun Discharge	18	11	7
X94 Assault by Rifle, Shotgun and Larger Firearm Discharge	9	8	1
X95 Assault by Other and Unspecified Firearm Discharge	58	54	4
X99 Assault by Sharp Object	18	13	5
Y00 Assault by Blunt Object	2	2	
Y04 Assault by Bodily Force	1	1	
Y07 Other Maltreatment Syndromes	5	1	4
Y08 Assault by Other Specified Means	5	4	1
Y09 Assault by Unspecified Means	13	8	5
Event of Undetermined Intent (Y10-Y34)	64	35	29
Y10 Poisoning by and Exposure to Nonopiod Analgesics, Antipyretics and Antirheumatics, Undetermined Intent	1	1	

Cause of Death

Underlying Cause of Death	Total	Male	Female
Y11 Poisoning by and Exposure to Antiepileptic, Sedative-Hypnotic, Antiparkinsonism and Psychotropic Drugs, Not Elsewhere Classified, Undetermined Intent	2	1	1
Y12 Poisoning by and Exposure to Narcotics and Psychodysleptics (Hallucinogens), Not Elsewhere Classified, Undetermined Intent	15	8	7
Y14 Poisoning by and Exposure to Other and Unspecified Drugs, Medicaments and Biological Substances, Undetermined Intent	25	13	12
Y15 Poisoning by and Exposure to Alcohol, Undetermined Intent	1		1
Y17 Poisoning by and Exposure to Other Gases and Vapors, Undetermined Intent	1		1
Y19 Poisoning by and Exposure to Other and Unspecified Chemicals and Noxious Substances, Undetermined Intent	2	1	1
Y20 Hanging, Strangulation and Suffocation, Undetermined Intent	2	1	1
Y21 Drowning and Submersion, Undetermined Intent	2	2	
Y24 Other and Unspecified Firearm Discharge, Undetermined Intent	1		1
Y26 Exposure to Smoke, Fire and Flames, Undetermined Intent	1	1	
Y30 Falling, Jumping Or Pushed From a High Place, Undetermined Intent	1	1	
Y33 Other Specified Events, Undetermined Intent	3	1	2
Y34 Unspecified Event, Undetermined Intent	7	5	2
Legal Intervention and Operations Of War (Y35-Y36)	2	2	
Y35 Legal Intervention	2	2	
Complications of Medical and Surgical Care (Y40-Y59)	7	2	5
Y44 Agents Primarily Affecting Blood Constituents	1		1
Y45 Analgesics, Antipyretics and Anti-Inflammatory Drugs	1	1	
Y52 Agents Primarily Affecting the Cardiovascular System	1		1
Y57 Other and Unspecified Drugs and Medicaments	3	1	2
Y59 Other and Unspecified Vaccines and Biological Substances	1		1
Misadventures to Patients During Surgical and Medical Care (Y60-Y69)	3	2	1
Y60 Unintentional Cut, Puncture, Perforation or Hemorrhage During Surgical and Medical Care	1	1	
Y65 Other Misadventures During Surgical and Medical Care	2	1	1
Surgical and Other Medical Procedures As Cause of Abnormal Reaction of the Patient, or of Later Complication, Without Mention of Misadventure at the Time of the Procedure (Y83-Y84)	15	8	7
Y83 Surgical Operation and Other Surgical Procedures as Cause of Abnormal Reaction of the Patient, or Later Complication Without Mention of Misadventure at Time of Procedure	8	5	3
Y84 Other Medical Procedures as Cause of Abnormal Reaction of Patient, or of Later Complication, Without Mention of Misadventure at Time of Procedure	7	3	4
Sequelae of External Causes of Morbidity and Mortality (Y85-Y89)	47	31	16
Y85 Sequelae of Transport Accidents	27	20	7
Y86 Sequelae of Other Accidents	16	8	8
Y87 Sequelae of Intentional Self-Harm, Assault and Events of Undetermined Intent	4	3	1

Source: Office of Health Informatics, Division of Public Health, Department of Health Services.

Note: Underlying cause of death is the disease or injury that initiated events resulting in death.
There were two deaths where sex of the decedent was reported as unknown; these were included in the total only.

Technical Notes

Reporting Requirements

As specified in Chapter 69, Wisconsin Statutes, the following is a brief outline of the sequence of events that take place when a death occurs in Wisconsin:

- Within 24 hours after being notified of a death, the filing party (usually a funeral director) must present a certificate of death to the physician or medical examiner responsible for completing and signing the medical certification.
- The medical certifier has six days after pronouncement of death to return the certificate of death back to the filing party.
- Within two days after receipt of the medical certification, the filing party must present the death certificate to the registration district (local Register of Deeds or City Health Office).
- There should be no more than nine calendar days total from date of death until filing at a local office.
- The local Register of Deeds or City Health Office must transmit the death certificate to the State Registrar within 10 working days (not including weekends) after its receipt from the filing party.
- State statute allows up to 21 days from the date of death for notification to the State Registrar.

International Classification of Disease (ICD-10) Codes

Causes of death for deaths that occurred in 2010 have been coded according to the World Health Organization's *International Classification of Diseases—Tenth Revision* (Geneva, Switzerland, 1992). This classification system is the current standard used by the National Center for Health Statistics. All of the cause-of-death groupings used in this report were recommended for state use by the National Center for Health Statistics and the World Health Organization.

Listed below are the ICD-10 codes used for ranking leading causes of death in Tables 11, 12, 13, 17, 18, 19, 20, 21 and 22 (List A). Please note that different groupings are used for ranking leading causes of infant deaths (age less than one year) in Tables 11, 12 and 13 (List B).

List A

Salmonella Infections (A01-A02)
Shigellosis and Amebiasis (A03, A06)
Tuberculosis (A16-A19)
Whooping Cough (A37)
Scarlet Fever and Erysipelas (A38, A46)
Meningococcal Infection (A39)
Septicemia (A40-A41)
Syphilis (A50-A53)
Acute Poliomyelitis (A80)
Arthropod-Borne Viral Encephalitis (A83-A84, A85.2)
Measles (B05)
Viral Hepatitis (B15-B19)
Human Immunodeficiency Virus (HIV) Disease (B20-B24)
Malaria (B50-B54)
Malignant Neoplasms (Cancer) (C00-C97)
In Situ Neoplasms, Benign Neoplasms and Neoplasms of Uncertain or Unknown Behavior (D00-D48)
Anemias (D50-D64)
Diabetes Mellitus (E10-E14)
Nutritional Deficiencies (E40-E64)
Meningitis (G00, G03)
Parkinson's Disease (G20-G21)
Alzheimer's Disease (G30)
Diseases of the Heart (I00-I09, I11, I13, I20-I51)
Essential Hypertension and Hypertensive Renal Disease (I10, I12, I15)
Cerebrovascular Diseases (Stroke) (I60-I69)
Atherosclerosis (I70)
Aortic Aneurysm and Dissection (I71)
Influenza and Pneumonia (J09-J18)
Acute Bronchitis and Bronchiolitis (J20-J21)
Chronic Lower Respiratory Diseases (J40-J47)
Pneumoconioses and Chemical Effects (J60-J66, J68)
Pneumonitis Due to Solids and Liquids (J69)
Peptic Ulcer (K25-K28)
Diseases of Appendix (K35-K38)
Hernia (K40-K46)

Chronic Liver Disease and Cirrhosis (K70, K73-K74)
Cholelithiasis and Other Disorders of Gallbladder (K80-K82)
Nephritis, Nephrotic Syndrome and Nephrosis (N00-N07, N17-N19, N25-N27)
Infections of Kidney (N10-N12, N13.6, N15.1)
Hyperplasia of Prostate (N40)
Inflammatory Disease of Female Pelvic Organs (N70-N76)
Pregnancy, Childbirth and the Puerperium (O00-O99)
Certain Conditions Originating in the Perinatal Period (P00-P96)
Congenital Malformations, Deformations and Chromosomal Abnormalities (Q00-Q99)
Accidents (excluding medical/surgical complications) (V01-X59, Y85-Y86)
Intentional Self-Harm (Suicide) (U03, X60-X84, Y87.0)
Assault (Homicide) (U01-U02, X85-Y09, Y87.1)
Legal Intervention (Y35, Y89.0)
Operations of War and Their Sequelae (Y36, Y89.1)
Complications of Medical and Surgical Care (Y40-Y84, Y88)
All Other (All Other Codes)

List B (used for Tables 11, 12 and 13 for infants only)

Diarrhea and Gastroenteritis of Presumed Infectious Origin (A09)
Tuberculosis (A16-A19)
Tetanus (A33, A35)
Diphtheria (A36)
Whooping Cough (A37)
Meningococcal Infection (A39)
Septicemia (A40-A41)
Congenital Syphilis (A50)
Gonococcal Infection (A54)
Acute Poliomyelitis (A80)
Varicella (Chickenpox) (B01)
Measles (B05)
Human Immunodeficiency Virus (HIV) Disease (B20-B24)
Mumps (B26)
Candidiasis (B37)
Malaria (B50-B54)
Pneumocystosis (B59)
Malignant Neoplasms (C00-C97)
In Situ Neoplasms, Benign Neoplasms and Neoplasms of Uncertain or Unknown Behavior (D00-D48)
Diseases of the Blood and Blood-Forming Organs and Certain Disorders Involving the Immune Mechanism (D50-D89)
Short Stature, Not Elsewhere Classified (E34.3)
Nutritional Deficiencies (E40-E64)
Cystic Fibrosis (E84)
Volume Depletion, Disorders of Fluid, Electrolyte and Acid-Base Balance (E86-E87)
Meningitis (G00, G03)
Infantile Spinal Muscular Atrophy, Type I (Werdnig-Hoffman) (G12.0)
Infantile Cerebral Palsy (G80)
Anoxic Brain Damage, Not Elsewhere Classified (G93.1)
Diseases of the Ear and Mastoid Process (H60-H93)

Diseases of the Circulatory System (I00-I99)
Acute Upper Respiratory Infections (J00-J06)
Influenza and Pneumonia (J09-J18)
Acute Bronchitis and Acute Bronchiolitis (J20-J21)
Bronchitis, Chronic and Unspecified (J40-J42)
Asthma (J45-J46)
Pneumonitis Due to Solids and Liquids (J69)
Gastritis, Duodenitis and Noninfective Enteritis and Colitis (K29, K50-K55)
Hernia of Abdominal Cavity and Intestinal Obstruction Without Hernia (K40-K46, K56)
Renal Failure and Other Disorders of Kidney (N17-N19, N25, N27)
Newborn Affected by Maternal Hypertensive Disorders (P00.0)
Newborn Affected by Other Maternal Conditions Which May be Unrelated to Present Pregnancy (P00.1-P00.9)
Newborn Affected by Maternal Complications of Pregnancy (P01)
Newborn Affected by Complications of Placenta, Cord and Membranes (P02)
Newborn Affected by Other Complications of Labor and Delivery (P03)
Newborn Affected by Noxious Influences Transmitted Via Placenta or Breast Milk (P04)
Slow Fetal Growth and Fetal Malnutrition (P05)
Disorders Related to Short Gestation and Low Birth Weight, Not Elsewhere Classified (P07)
Disorders Related to Long Gestation and High Birth Weight (P08)
Birth Trauma (P10-P15)
Intrauterine Hypoxia and Birth Asphyxia (P20-P21)
Respiratory Distress of Newborn (P22)
Congenital Pneumonia (P23)
Neonatal Aspiration Syndromes (P24)
Interstitial Emphysema and Related Conditions Originating in the Perinatal Period (P25)
Pulmonary Hemorrhage Originating in the Perinatal Period (P26)
Chronic Respiratory Disease Originating in the Perinatal Period (P27)
Atelectasis (P28.0-P28.1)
Bacterial Sepsis of Newborn (P36)
Omphalitis of Newborn With or Without Mild Hemorrhage (P38)
Neonatal Hemorrhage (P50-P52, P54)
Hemorrhagic Disease of Newborn (P53)
Hemolytic Disease of Newborn Due to Isoimmunization and Other Perinatal Jaundice (P55-P59)
Hematological Disorders (P60-P61)
Syndrome of Infant of a Diabetic Mother and Neonatal Diabetes Mellitus (P70.0-P70.2)
Necrotizing Enterocolitis of Newborn (P77)
Hydrops Fetalis Not Due to Hemolytic Disease (P83.2)
Congenital Malformations, Deformations and Chromosomal Abnormalities (Q00-Q99)
Sudden Infant Death Syndrome (R95)
Accidents (excluding medical/surgical complications) (V01-X59)
Assault (Homicide) (U01-U02, X85-Y09)
Complications of Medical and Surgical Care (Y40-Y84)
All Other (All Other Codes)

International Classification of Disease (ICD-10) codes used for groupings in Table 10:

Tuberculosis (A16-A19)
Syphilis (A50-A53)
Human Immunodeficiency Virus (HIV) Disease (B20-B24)
Malignant Neoplasms (Cancer) (C00-C97)
Diabetes Mellitus (E10-E14)
Alzheimer's Disease (G30)
Diseases of the Heart (I00-I09, I11, I13, I20-I51)
Essential Hypertension and Hypertensive Renal Disease (I10, I12, I15)
Cerebrovascular Diseases (Stroke) (I60-I69)
Atherosclerosis (I70)
Other Diseases of Circulatory System (I71-I78)
Influenza and Pneumonia (J09-J18)
Chronic Lower Respiratory Diseases (J40-J47)
Peptic Ulcer (K25-K28)
Chronic Liver Disease and Cirrhosis (K70, K73-K74)
Nephritis, Nephrotic Syndrome and Nephrosis (N00-N07, N17-N19, N25-N27)
Pregnancy, Childbirth and the Puerperium (O00-O99)
Certain Conditions Originating in the Perinatal Period (P00-P96)
Congenital Malformations, Deformations and Chromosomal Abnormalities (Q00-Q99)
Sudden Infant Death Syndrome (R95)
Symptoms, Signs and Abnormal Clinical and Laboratory Findings,
Not Elsewhere Classified (R00-R94, R96-R99)
Motor Vehicle Accidents (V02-V04, V09.0, V09.2, V12-V14, V19.0-V19.2, V19.4-V19.6,
V20-V79, V80.3-V80.5, V81.0-V81.1, V82.0-V82.1, V83-V86, V87.0-V87.8,
V88.0-V88.8, V89.0, V89.2)
All Accidents (except motor vehicle) (V01, V05-V06, V09.1, V09.3-V09.9, V10-V11,
V15-V18, V19.3, V19.8-V19.9, V800-V802, V80.6-V80.9, V81.2-V81.9,
V82.2-V82.9, V87.9, V88.9, V89.1, V89.3, V89.9, V90-X59, Y40-Y86, Y88)
Intentional Self-Harm (Suicide) (U03, X60-X84, Y87.0)
Assault (Homicide) (U01-U02, X85-Y09, Y87.1)
All Other External Causes (Y10-Y36, Y89, Y87.2)
All Other Diseases (All Other Disease Codes)

International Classification of Disease (ICD-10) codes used for groupings in Tables 14, 15, 16 and 23:

Tuberculosis (A16-A19)
Syphilis (A50-A53)
Human Immunodeficiency Virus (HIV) Disease (B20-B24)
Malignant Neoplasms (Cancer) (C00-C97)
Malignant Neoplasm of Stomach (C16)
Malignant Neoplasms of Colon, Rectum and Anus (C18-C21)
Malignant Neoplasm of Pancreas (C25)
Malignant Neoplasms of Trachea, Bronchus and Lung (C33-C34)
Malignant Neoplasm of Breast (C50)
Malignant Neoplasms of Cervix Uteri, Corpus Uteri and Ovary (C53-C56)
Malignant Neoplasm of Prostate (C61)
Malignant Neoplasms of Urinary Tract (C64-C68)

Non-Hodgkin's Lymphoma (C82-C85)
Leukemia (C91-C95)
Other Malignant Neoplasms (C00-C15, C17, C22-C24, C26-C32, C37-C49,
C51-C52, C57-C60, C62-C63, C69-C81, C88, C90, C96-C97)
Diabetes Mellitus (E10-E14)
Alzheimer's Disease (G30)
Major Cardiovascular Diseases (I00-I78)
 Diseases of the Heart (I00-I09, I11, I13, I20-I51)
 Hypertensive Heart Disease With or Without Renal Disease (I11, I13)
 Ischemic Heart Diseases (I20-I25)
 Other Diseases of the Heart (I00-I09, I26-I51)
 Essential Hypertension and Hypertensive Renal Disease (I10, I12, I15)
 Cerebrovascular Diseases (Stroke) (I60-I69)
 Atherosclerosis (I70)
 Other Diseases of Circulatory System (I71-I78)
Influenza and Pneumonia (J09-J18)
Chronic Lower Respiratory Diseases (J40-J47)
Peptic Ulcer (K25-K28)
Chronic Liver Disease and Cirrhosis (K70, K73-K74)
Nephritis, Nephrotic Syndrome and Nephrosis (N00-N07, N17-N19, N25-N27)
Pregnancy, Childbirth and the Puerperium (O00-O99)
Certain Conditions Originating in the Perinatal Period (P00-P96)
Congenital Malformations, Deformations and Chromosomal Abnormalities (Q00-Q99)
Sudden Infant Death Syndrome (R95)
Symptoms, Signs and Abnormal Clinical and Laboratory Findings,
 Not Elsewhere Classified (R00-R94, R96-R99)
All Other Diseases (All Other Disease Codes)
Motor Vehicle Accidents (V02-V04, V09.0, V09.2, V12-V14, V19.0-V19.2, V19.4-V19.6,
V20-V79, V80.3-V80.5, V81.0-V81.1, V82.0-V82.1, V83-V86, V87.0-V87.8,
V88.0-V88.8, V89.0, V89.2)
All Accidents (except motor vehicle) (V01, V05-V06, V09.1, V09.3-V09.9, V10-V11,
V15-V18, V19.3, V19.8-V19.9, V80.0-V80.2, V80.6-V80.9, V81.2-V81.9,
V82.2-V82.9, V87.9, V88.9, V89.1, V89.3, V89.9, V90-X59, Y40-Y86, Y88)
Intentional Self-Harm (Suicide) (U03, X60-X84, Y87.0)
Assault (Homicide) (U01-U02, X85-Y09, Y87.1)
All Other External Causes (Y10-Y36, Y89, Y87.2)

Map 2. Wisconsin Department of Health Services Regions, 2011



Source: Office of Health Informatics, Division of Public Health, Department of Health Services.

Note: New Department of Health Services regions were established in July 1996 and again in February 2004. Effective with 2003 data, Vernon County was included in the Southern Region instead of the Western Region. Comparisons with regional data in previous publications may therefore be affected.

Table A1. Wisconsin Population Estimates by Age and Sex, July 1, 2011

Age Group	Total	Male	Female
All Ages	5,703,400	2,831,960	2,871,440
Under 1	66,062	33,768	32,291
1-4	288,030	140,730	147,300
5-9	365,590	186,790	178,800
10-14	374,190	191,120	183,070
15-19	397,610	203,830	193,780
20-24	387,480	197,900	189,580
25-29	370,690	188,290	182,400
30-34	359,570	183,360	176,210
35-39	332,000	168,180	163,820
40-44	375,960	189,740	186,220
45-49	421,330	210,720	210,610
50-54	441,550	220,440	221,110
55-59	396,560	198,050	198,510
60-64	335,300	166,560	168,740
65-69	234,040	113,110	120,930
70-74	177,350	83,040	94,310
75-79	140,760	62,510	78,250
80-84	117,550	48,270	69,280
85-89	77,740	27,400	50,340
90-94	34,000	9,600	24,400
95 +	10,040	1,980	8,060

Source: Office of Health Informatics, Division of Public Health, Department of Health Services.

Note: Numbers may not sum to totals due to rounding.

The infant (under age 1) figures are the number of live births to Wisconsin residents that occurred in 2011. Included in the total for “Under 1” are three births in which sex was undetermined.

Table A2. Wisconsin Population Estimates by Age and Sex, July 1, 2010

Age Group	Total	Male	Female
All Ages	5,688,420	2,823,130	2,865,290
Under 1	68,367	35,010	33,357
1-4	290,110	148,390	141,720
5-9	368,770	188,350	180,420
10-14	376,050	192,280	183,770
15-19	399,340	204,860	194,480
20-24	386,590	196,920	189,670
25-29	372,450	189,410	183,040
30-34	349,420	178,160	171,260
35-39	345,360	174,650	170,710
40-44	380,440	191,770	188,670
45-49	437,670	218,560	219,110
50-54	436,190	218,330	217,860
55-59	386,030	192,990	193,040
60-64	313,940	155,850	158,090
65-69	227,130	109,220	117,910
70-74	173,570	81,080	92,490
75-79	141,320	62,240	79,080
80-84	117,150	47,600	69,550
85-89	75,610	26,330	49,280
90-94	33,120	9,230	23,890
95 +	9,790	1,900	7,890

Source: Office of Health Informatics, Division of Public Health, Department of Health Services.

Note: Numbers may not sum to total due to rounding.
 The infant (under age 1) figures are the number of live births to Wisconsin residents that occurred in 2010.

Table A3. Wisconsin Population Estimates by Race, Ethnicity and Sex, July 1, 2011

RACE	Total		Hispanic/Latino		Non-Hispanic/Latino	
	Male	Female	Male	Female	Male	Female
White	2,509,719	2,538,816	160,109	144,475	2,349,610	2,394,341
Black/African American	182,021	188,359	7,850	7,756	174,171	180,603
American Indian	30,801	30,316	6,279	5,709	24,522	24,607
Asian	66,684	69,867	1,288	1,298	65,396	68,569
Native Hawaiian/Other Pacific Islander	1,362	1,224	502	439	860	785
Two or More Races	45,505	47,093	6,354	6,210	39,151	40,883
Total	2,836,092	2,875,675	182,382	165,887	2,653,710	2,709,788

Source: United States Census Bureau.

Note: Totals differ from those produced by the Office of Health Informatics shown in Table A1 because different methods were used to produce the estimates.

Table A4. Wisconsin Life Expectancy by Sex and Age Group, 2009-2011

Age Group	Life Expectancy (Years)		
	Males	Females	Total Population
0	77.8	82.5	80.2
1-4	77.3	81.9	79.6
5-9	73.4	78.0	75.7
10-14	68.4	73.0	70.8
15-19	63.5	68.1	65.8
20-24	58.7	63.1	61.0
25-29	54.0	58.3	56.2
30-34	49.2	53.4	51.4
35-39	44.5	48.5	46.6
40-44	39.9	43.7	41.9
45-49	35.2	39.0	37.2
50-54	30.8	34.4	32.7
55-59	26.5	29.9	28.3
60-64	22.4	25.5	24.0
65-69	18.5	21.3	20.0
70-74	14.8	17.3	16.2
75-79	11.5	13.7	12.8
80-84	8.6	10.4	9.7
85-89	6.1	7.5	7.0
90-94	4.2	5.2	4.9
95 +	2.9	3.5	3.4

Source: Office of Health Informatics, Division of Public Health, Department of Health Services.

Note: This table shows current life expectancy at various ages for Wisconsin’s total population and for males and females. These life expectancy estimates are based on age-specific death rates that occurred during the three-year period 2009-2011.

For example, the life expectancy at birth in 2009-2011 was 80.2 years. This is the average number of years that babies born in these years would live if throughout their lives they experienced the age-specific death rates experienced in 2009-2011. For boys, life expectancy at birth was 77.8 years. For girls, life expectancy at birth was 82.5 years.

Table A5. Wisconsin Population Estimates by County, July 1, 2011

Total	5,703,204		
Adams	20,823	Marathon	134,451
Ashland	16,090	Marinette	41,699
Barron	45,913	Marquette	15,409
Bayfield	15,066	Menominee	4,253
Brown	250,295	Milwaukee	949,742
Buffalo	13,596	Monroe	44,994
Burnett	15,475	Oconto	37,671
Calumet	49,257	Oneida	35,940
Chippewa	62,725	Outagamie	177,840
Clark	34,718	Ozaukee	86,577
Columbia	56,867	Pepin	7,447
Crawford	16,650	Pierce	41,020
Dane	492,287	Polk	44,173
Dodge	88,714	Portage	70,419
Door	27,817	Price	14,019
Douglas	44,158	Racine	195,331
Dunn	43,870	Richland	18,022
Eau Claire	99,384	Rock	160,175
Florence	4,382	Rusk	14,693
Fond du Lac	101,923	St. Croix	84,763
Forest	9,201	Sauk	62,079
Grant	51,309	Sawyer	16,615
Green	36,883	Shawano	41,871
Green Lake	19,099	Sheboygan	115,422
Iowa	23,678	Taylor	20,680
Iron	5,855	Trempealeau	28,961
Jackson	20,521	Vernon	29,888
Jefferson	83,866	Vilas	21,463
Juneau	26,776	Walworth	102,648
Kenosha	166,917	Washburn	15,907
Kewaunee	20,609	Washington	132,362
La Crosse	115,353	Waukesha	390,640
Lafayette	16,861	Waupaca	52,484
Langlade	19,855	Waushara	24,541
Lincoln	28,708	Winnebago	167,548
Manitowoc	81,275	Wood	74,681

Source: Office of Health Informatics, Division of Public Health, Department of Health Services.

Wisconsin Deaths, 2011
P-45368-11 (January 2013)

Office of Health Informatics
Division of Public Health
Wisconsin Department of Health Services