

Wisconsin Deaths, 1995

December 1996

Center for Health Statistics
Division of Health
Department of Health and Family Services

Introduction

This report presents key information about deaths to Wisconsin residents that occurred in 1995 and previous years. Included is information on the number and rate of deaths overall and by age, sex and cause. The source of these data is death certificates.

The Center for Health Statistics is changing the ways in which it disseminates information. *Wisconsin Deaths, 1995* contains information previously reported in the mortality section of *Vital Statistics*. Additional information on infant mortality can be found in *Wisconsin Births and Infant Mortality, 1995*. Mortality data are also available on the Department's Home Page, at www.dhfs.state.wi.us.

The collection of death data is mandated by Chapter 69, of the Wisconsin Statutes. Chapter 69 authorizes the Department of Health and Family Services to supervise and direct the collection of vital statistics death data. The statute also indicates how local registrars are to collect and file certificates of death that occur in their jurisdiction. A copy of the death certificate form is included in the Technical Notes.

We would like to recognize and thank the following: local Register of Deeds offices and the four city health offices (for registering deaths), coroners and medical examiners (for certifying causes of death), hospitals and physicians (for certifying deaths), and funeral directors (for filing death certificates). We would also like to acknowledge and thank our neighboring states for submitting data on out-of-state deaths of Wisconsin residents.

The Department of Health and Family Services produced this publication. Staff of the Vital Records and Statistics Unit, Center for Health Statistics, collected and compiled the death records. Joyce Knapton drafted the brief summaries in this report and produced the computer programs to generate the tables. Susan Klein provided word processing, page layout, and report design. Jan Silbaugh prepared the graphics. Jane Kraus supervised data collection activities.

Comments, suggestions and requests for additional death data may be addressed to:

Joyce Knapton
Center for Health Statistics
Division of Health
P.O. Box 309, Room 145
Madison, WI 53701-0309
(608) 267-7815
knaptj@dhfs.state.wi.us

Key Findings

- In 1995, there were 45,037 deaths of Wisconsin residents, the highest number of deaths in 85 years of reporting Wisconsin deaths.
- The 1995 Wisconsin death rate was 8.8 deaths per 1,000 population. Rates over the past 20 years have been similar.
- For 50 years the Wisconsin and U.S. death rates (deaths per 1,000 population) have been almost identical.
- The death rate for males consistently exceeds the death rate for females in all age groups, from infancy through old age.
- The three leading causes of death in 1995 were heart disease, malignant neoplasms (cancer) and cerebrovascular diseases (stroke). These three causes of death accounted for 63 percent of the total deaths of Wisconsin residents.
- Among all leading causes of death, heart disease, malignant neoplasms, chronic obstructive pulmonary diseases, unintentional injuries and suicides account for a higher number and rate of death overall for males than for females.
- Cerebrovascular diseases, pneumonia and influenza, and diabetes mellitus account for a higher number and rate of death overall for females than for males.
- Since 1990, heart disease has surpassed cancer as the leading cause of death for the black population of Wisconsin.
- During the 1995 heat wave, there were 81 deaths in which excessive heat (hyperthermia) was the underlying cause. This was the highest annual number attributed to this cause since 1936.
- Fifty-nine percent of the heat-related deaths occurred among Milwaukee County residents.
- Persons aged 65 and over accounted for nearly two-thirds of heat-related deaths, and more males than females died from the excessive heat.

Overview of Tables, Figures, and Map

Data for 1995 and other relevant years are presented in three main sections: “Deaths and Death Rates,” “Cause of Death,” and “Heart Deaths.” Technical Notes, which appear at the end, are provided to help the reader use and understand the report.

All tables and figures in this report present Wisconsin resident data (deaths of Wisconsin residents). This means that deaths have been assigned to the area where the person lived (usually legal residence) regardless of where the death occurred.

Deaths and Death Rates. This section provides information on the number of deaths of Wisconsin residents, as well as the resulting death rates. Table 1 includes death rates for the nation. Table 4 provides a count of deaths by county of occurrence (where the death occurred).

Table 1.	Deaths and Death Rates, 1910-1995	7
Table 2.	Deaths and Death Rates by Age and Sex, 1995	8
Table 3.	Deaths by County of Residence, 1986-1995.....	9
Table 4.	Deaths by County of Residence and Occurrence, 1995	11
Map 1.	Number of Infant Deaths (Less Than 1 Year), by County of Residence, 1995	12
Figure 1.	Heart Disease Death Rates by Selected Age Groups and Sex, 1995	13
Figure 2.	Malignant Neoplasms Death Rates by Selected Age Groups and Sex, 1995.....	14
Figure 3.	Cerebrovascular Disease Death Rates by Selected Age Groups and Sex, 1995.....	15

Cause of Death. This section covers information on the number of deaths of Wisconsin residents for each cause of death. Causes of death are grouped according to International Classification of Disease (ICD-9) codes.

Table 5.	Summary Categories of Cause of Death, 1995.....	16
Table 6.	Leading Underlying Cause of Death by Age, 1990 and 1995.....	17
Table 7.	Leading Underlying Cause of Death for Males, by Age, 1990 and 1995.....	19
Table 8.	Leading Underlying Cause of Death for Females, by Age, 1990 and 1995.....	21
Table 9.	Deaths by Underlying Cause of Death, Age and Sex, 1995	23
Table 10.	Deaths by Underlying Cause of Death, Race and Sex, 1995	29
Table 11.	Leading Underlying Cause of Death by Race, 1990 and 1995	30
Table 12.	Leading Underlying Cause of Death for Males by Race, 1990 and 1995.....	31
Table 13.	Leading Underlying Cause of Death for Females by Race, 1990 and 1995.....	32
Table 14.	Deaths by Underlying Cause of Death and County of Residence, 1995 ...	33
Table 15.	Deaths by Specific Underlying Cause, 1995	40

Heat Deaths. This special section was prepared in response to continuing public interest in the effects of the heat wave in the summer of 1995. It provides information on the number of heat-related deaths among Wisconsin residents, comparative counts for previous years, heat-related deaths by county, the distribution of heat-related deaths according to whether heat was the underlying or a contributing cause, and the numbers of heat-related deaths in which psychotropic medication was a contributing factor.

Table 16.	Deaths Due to Excessive Heat, 1936-1995	53
Table 17.	Deaths Due to Excessive Heat by County of Residence, 1995	53
Table 18.	Deaths Due to Excessive Heat by Underlying and Non-Underlying Cause, Age and Sex, 1995	54
Table 19.	Deaths Due to Excessive Heat with Mention of Psychotropic Medication, 1995.....	54

Technical Notes.

Reporting Requirements	55
International Classification of Disease (ICD-9) Groupings.....	55
Sample of Death Certificate.....	58

**Table 1. Deaths and Death Rates,
1910-1995**

<u>Year</u>	<u>Number of Wisconsin Deaths</u>	<u>Wisconsin Death Rate</u>	<u>United States Death Rate</u>
1910	28,213	12.1	14.7
1915	26,676	10.7	13.5
1920	29,859	11.3	13.0
1925	29,380	10.5	11.8
1930	30,488	10.4	11.3
1935	30,404	10.0	10.9
1940	31,457	10.0	10.8
1945	31,776	10.7	10.6
1950	33,573	9.7	9.6
1955	35,250	9.6	9.3
1960	38,121	9.6	9.5
1965	40,146	9.5	9.4
1970	40,820	9.2	9.5
1975	39,916	8.8	8.9
1980	40,801	8.7	8.8
1985	41,434	8.7	8.7
1990	42,655	8.7	8.6
1991	43,117	8.7	8.5
1992	42,179	8.5	8.5
1993	44,466	8.8	8.8
1994	44,420	8.7	8.8
1995	45,037	8.8	8.8

Source: U.S. death rates are from the National Center for Health Statistics, *Vital Statistics of the United States*.

Notes: Rates are deaths per 1,000 population.

- In 1995, there were 45,037 deaths of Wisconsin residents, the highest number of deaths in 85 years of reporting Wisconsin deaths.
- The 1995 Wisconsin death rate was 8.8 deaths per 1,000 population, a rate that has been similar for 20 years.
- For 50 years the Wisconsin and U.S. death rates have been almost identical.

Table 2. Deaths and Death Rates by Age and Sex, 1995

Age Group	Total		Male		Female	
	Number of Deaths	Death Rate	Number of Deaths	Death Rate	Number of Deaths	Death Rate
All Ages	45,037	8.8	22,489	8.9	22,548	8.7
Under 1	493	7.3	287	8.3	206	6.2
1-4	118	0.3	63	0.4	55	0.3
5-9	69	0.2	41	0.2	28	0.2
10-14	81	0.2	53	0.3	28	0.1
15-19	250	0.7	165	0.9	85	0.5
20-24	299	0.9	228	1.3	71	0.4
25-29	318	0.9	232	1.3	86	0.5
30-34	401	1.0	289	1.4	112	0.5
35-39	574	1.3	386	1.8	188	0.9
40-44	711	1.8	444	2.2	267	1.3
45-49	960	2.8	610	3.6	350	2.1
50-54	1,179	4.5	707	5.5	472	3.6
55-59	1,592	7.4	985	9.3	607	5.5
60-64	2,299	11.6	1,417	14.8	882	8.7
65-69	3,724	19.3	2,281	25.3	1,443	14.1
70-74	5,000	29.4	2,982	39.3	2,018	21.5
75-79	6,321	45.1	3,383	59.7	2,938	35.9
80-84	7,323	75.3	3,434	97.5	3,889	62.7
85-89	6,645	121.3	2,664	160.4	3,981	104.3
90-94	4,366	199.0	1,342	247.6	3,024	183.1
95 +	2,314	335.9	496	367.4	1,818	328.2

Notes: Rates are deaths per 1,000 population in that age group or age/sex group.

- Age-specific death rates increase with age, except that the infant death rate (7.3 per 1,000 infants) is similar to the rate for persons ages 55-59 (7.4 per 1,000).
- The death rate for males consistently exceeds the death rate for females in all age groups, from infancy through old age.

Deaths and Death Rates

Table 3. Deaths by County of Residence, 1986 - 1995

	<u>1986</u>	<u>1987</u>	<u>1988</u>	<u>1989</u>	<u>1990</u>	<u>1991</u>	<u>1992</u>	<u>1993</u>	<u>1994</u>	<u>1995</u>
Total Deaths	42,027	42,074	42,979	42,283	42,655	43,117	42,179	44,466	44,420	45,037
Adams	163	173	172	180	182	193	162	199	200	185
Ashland	221	213	216	192	214	187	227	212	206	218
Barron	416	461	441	434	433	459	419	477	416	450
Bayfield	137	157	152	149	151	153	159	152	182	152
Brown	1,258	1,218	1,285	1,292	1,349	1,362	1,370	1,445	1,560	1,482
Buffalo	159	136	123	151	145	168	149	152	134	121
Burnett	138	142	154	143	159	155	158	164	180	179
Calumet	210	231	244	231	242	244	207	248	244	235
Chippewa	486	483	466	478	498	502	506	489	538	534
Clark	340	313	330	323	355	327	316	346	322	323
Columbia	442	427	488	443	450	464	475	506	490	532
Crawford	169	163	183	189	180	185	151	175	202	178
Dane	2,096	2,147	2,176	2,188	2,078	2,237	2,177	2,365	2,371	2,397
Dodge	704	708	732	735	765	819	798	779	777	810
Door	251	256	248	284	311	292	273	288	319	311
Douglas	470	431	478	451	440	490	456	531	456	455
Dunn	282	253	281	240	271	236	244	278	257	289
Eau Claire	636	615	723	656	658	673	633	632	737	664
Florence	27	50	45	38	44	53	43	45	60	66
Fond du Lac	875	786	857	776	771	791	801	837	835	867
Forest	89	111	111	128	122	116	102	124	110	109
Grant	470	487	467	499	493	472	485	494	482	465
Green	325	280	316	288	270	270	299	276	322	316
Green Lake	218	216	256	188	201	231	218	213	214	248
Iowa	196	202	184	185	195	207	177	180	206	191
Iron	78	77	84	99	97	95	76	100	97	87
Jackson	176	187	185	169	187	194	192	192	185	187
Jefferson	586	581	537	580	541	556	525	573	594	579
Juneau	217	240	253	240	230	218	233	232	250	271
Kenosha	1,051	1,073	1,146	1,063	1,131	1,063	1,113	1,145	1,128	1,229
Kewaunee	177	178	161	172	184	174	185	179	184	193
La Crosse	802	858	828	846	836	833	770	879	878	869
Lafayette	165	160	160	149	172	153	137	136	170	147
Langlade	219	207	226	238	220	239	219	239	218	252
Lincoln	289	313	280	283	281	291	301	314	289	298
Manitowoc	786	830	745	777	774	789	794	819	845	819
Marathon	904	881	879	859	875	850	842	909	905	907

Deaths and Death Rates

Table 3. Deaths by County of Residence, 1986 - 1995

	<u>1986</u>	<u>1987</u>	<u>1988</u>	<u>1989</u>	<u>1990</u>	<u>1991</u>	<u>1992</u>	<u>1993</u>	<u>1994</u>	<u>1995</u>
Marinette	416	455	503	453	491	476	458	497	477	478
Marquette	122	147	148	129	149	150	142	135	151	141
Menominee	30	36	35	38	42	38	46	42	25	45
Milwaukee	9,411	9,430	9,449	9,309	9,282	9,320	8,929	9,324	9,164	9,200
Monroe	385	347	354	393	384	348	350	358	394	383
Oconto	274	308	314	293	272	318	316	355	357	331
Oneida	369	347	350	404	363	388	378	375	389	375
Outagamie	968	929	981	927	993	1,004	993	1,066	1,020	1,026
Ozaukee	438	463	449	447	497	496	444	556	530	541
Pepin	81	72	89	88	93	70	79	103	102	72
Pierce	234	212	238	254	237	238	208	226	220	235
Polk	336	352	356	312	352	350	376	373	358	380
Portage	384	429	421	423	398	404	390	408	463	438
Price	171	172	190	184	196	178	211	192	208	198
Racine	1,433	1,425	1,328	1,316	1,438	1,405	1,419	1,458	1,463	1,534
Richland	182	194	187	170	186	208	201	171	185	200
Rock	1,247	1,200	1,319	1,264	1,277	1,222	1,223	1,304	1,215	1,268
Rusk	169	159	161	176	157	150	168	157	173	183
St. Croix	376	396	367	393	375	387	345	407	339	438
Sauk	455	433	470	439	485	478	451	494	507	484
Sawyer	140	169	173	160	171	183	169	200	204	194
Shawano	410	396	426	423	418	445	412	400	430	444
Sheboygan	1,005	916	939	951	908	927	1,008	980	949	957
Taylor	162	160	183	166	195	157	149	187	181	191
Trempealeau	302	319	273	322	300	305	277	295	309	338
Vernon	317	287	301	294	290	301	274	321	290	311
Vilas	210	208	224	241	244	259	254	233	281	254
Walworth	694	699	690	719	651	737	698	772	696	710
Washburn	163	153	167	146	167	185	168	194	162	194
Washington	565	626	664	637	650	674	623	716	715	687
Waukesha	1,850	1,836	1,945	1,899	1,906	1,972	1,984	2,077	2,184	2,316
Waupaca	601	626	614	597	620	605	633	619	602	658
Waushara	200	200	214	189	223	202	222	249	236	242
Winnebago	1,087	1,093	1,218	1,117	1,094	1,169	1,154	1,199	1,194	1,271
Wood	612	636	627	674	646	626	633	699	684	704

Note: The total for 1995 includes one death with an unknown county of residence.

Deaths and Death Rates

Table 4. Deaths by County of Residence and Occurrence, 1995

<u>AREA</u>	<u>RESIDENCE</u>	<u>OCCURRENCE</u>	<u>AREA</u>	<u>RESIDENCE</u>	<u>OCCURRENCE</u>
State Total	45,037	45,043			
Adams	185	126	Marathon	907	925
Ashland	218	259	Marinette	478	498
Barron	450	431	Marquette	141	68
Bayfield	152	82	Menominee	45	21
Brown	1,482	1,743	Milwaukee	9,200	10,026
Buffalo	121	61	Monroe	383	349
Burnett	179	152	Oconto	331	277
Calumet	235	182	Oneida	375	491
Chippewa	534	502	Outagamie	1,026	1,242
Clark	323	195	Ozaukee	541	451
Columbia	532	499	Pepin	72	79
Crawford	178	170	Pierce	235	144
Dane	2,397	3,041	Polk	380	336
Dodge	810	785	Portage	438	376
Door	311	281	Price	198	175
Douglas	455	323	Racine	1,534	1,493
Dunn	289	226	Richland	200	165
Eau Claire	664	853	Rock	1,268	1,259
Florence	66	55	Rusk	183	159
Fond du Lac	867	872	St. Croix	438	396
Forest	109	69	Sauk	484	478
Grant	465	399	Sawyer	194	167
Green	316	310	Shawano	444	394
Green Lake	248	238	Sheboygan	957	912
Iowa	191	163	Taylor	191	157
Iron	87	56	Trempealeau	338	281
Jackson	187	159	Vernon	311	278
Jefferson	579	408	Vilas	254	165
Juneau	271	198	Walworth	710	607
Kenosha	1,229	1,076	Washburn	194	195
Kewaunee	193	128	Washington	687	596
La Crosse	869	1,237	Waukesha	2,316	2,168
Lafayette	147	105	Waupaca	658	532
Langlade	252	226	Waushara	242	160
Lincoln	298	265	Winnebago	1,271	1,284
Manitowoc	819	745	Wood	704	1,119

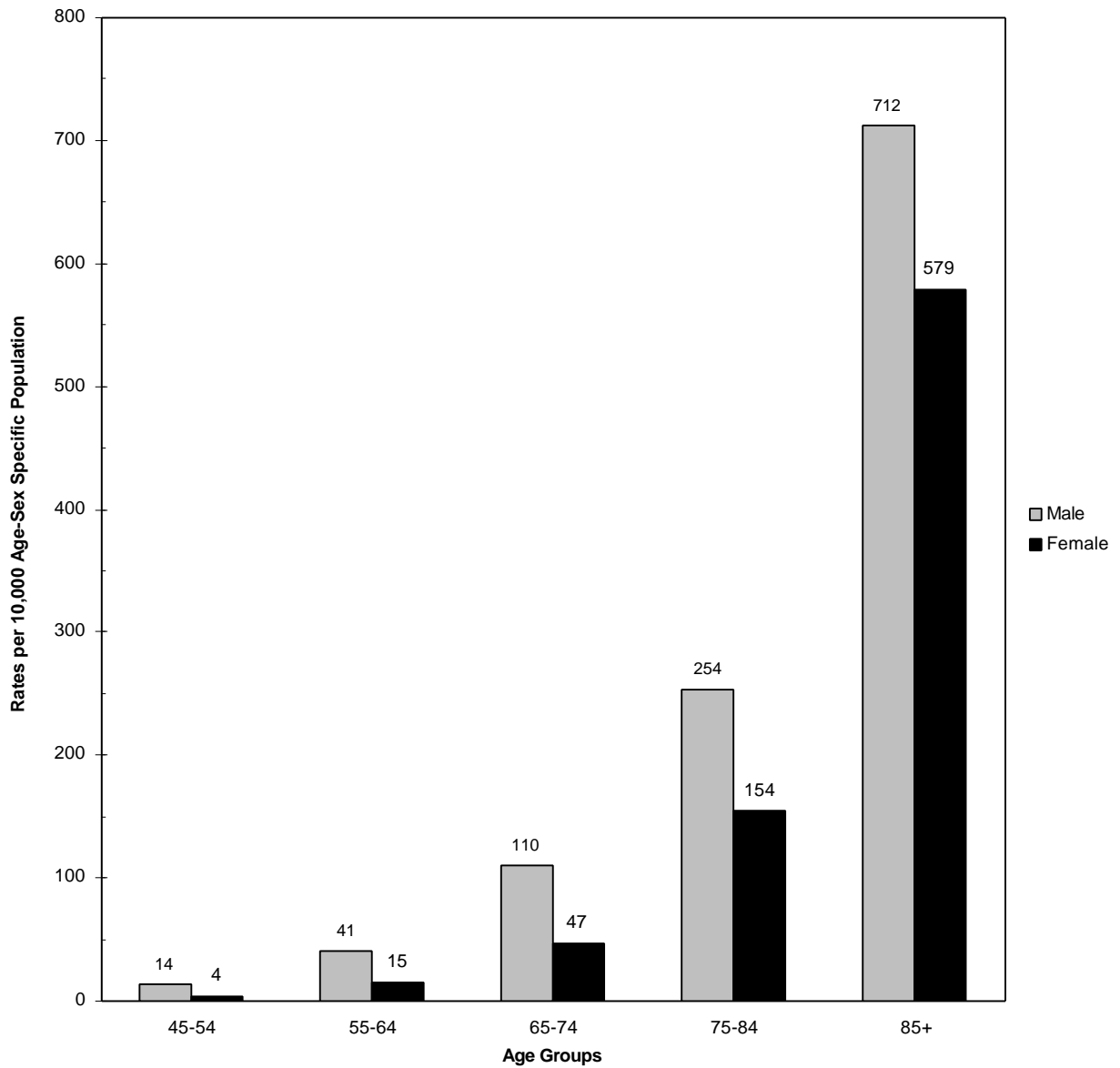
Notes: County of residence indicates the number of deaths among residents of the county, regardless of where the person died.

County of occurrence indicates the number of deaths that occurred in that county, regardless of where the person resided.

The total for resident deaths includes one death with an unknown county of residence.

- Milwaukee county infant deaths accounted for 32 percent of the infant deaths statewide in 1995. (Twenty-two percent of births in 1995 occurred in Milwaukee county.)

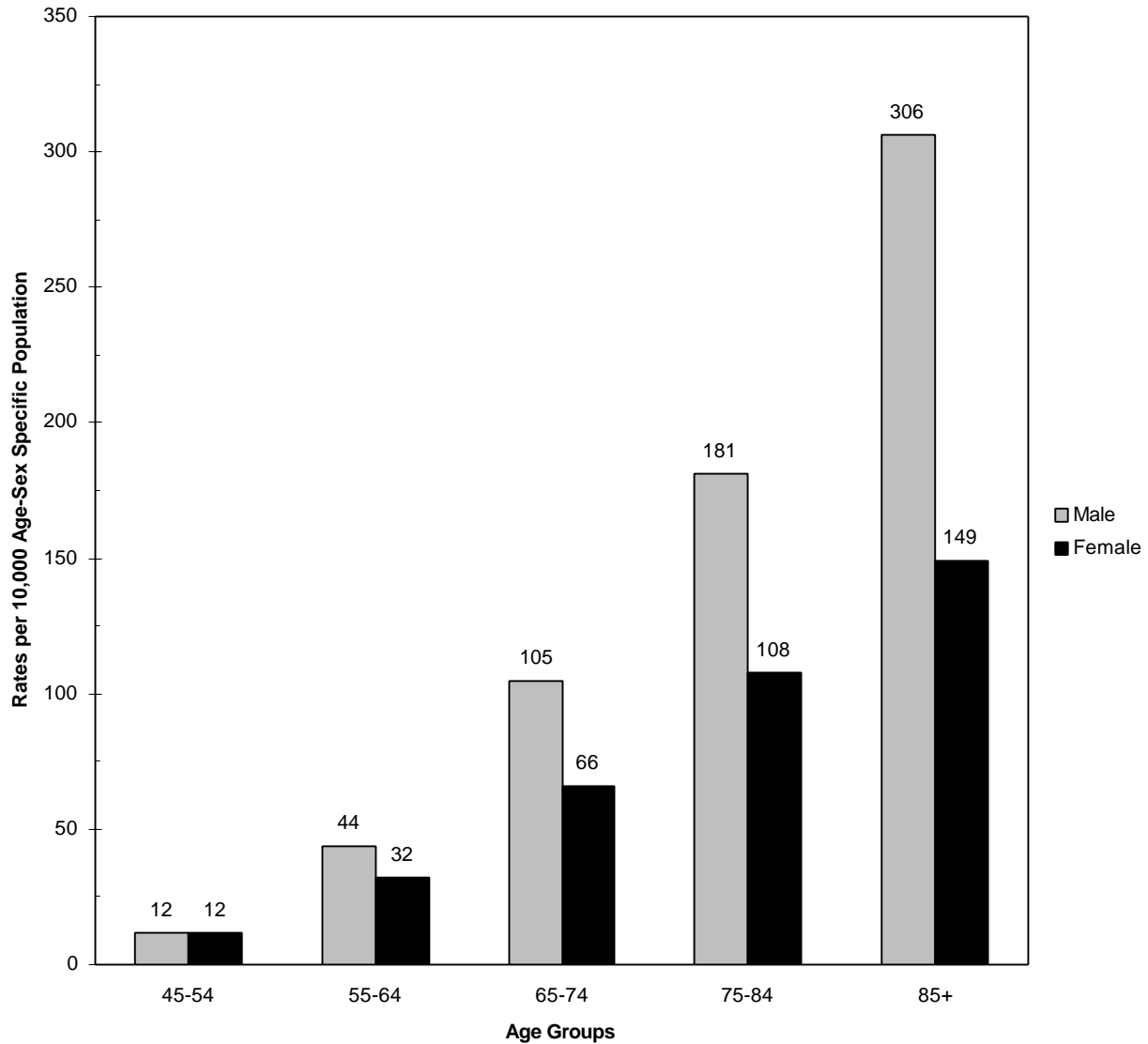
Figure 1. Heart Disease Death Rates by Selected Age Groups and Sex, 1995



Note: The ICD-9 codes used for heart disease are 391-398, 402 and 404-429.

- Heart disease death rates for males exceeded female rates in all age groups.

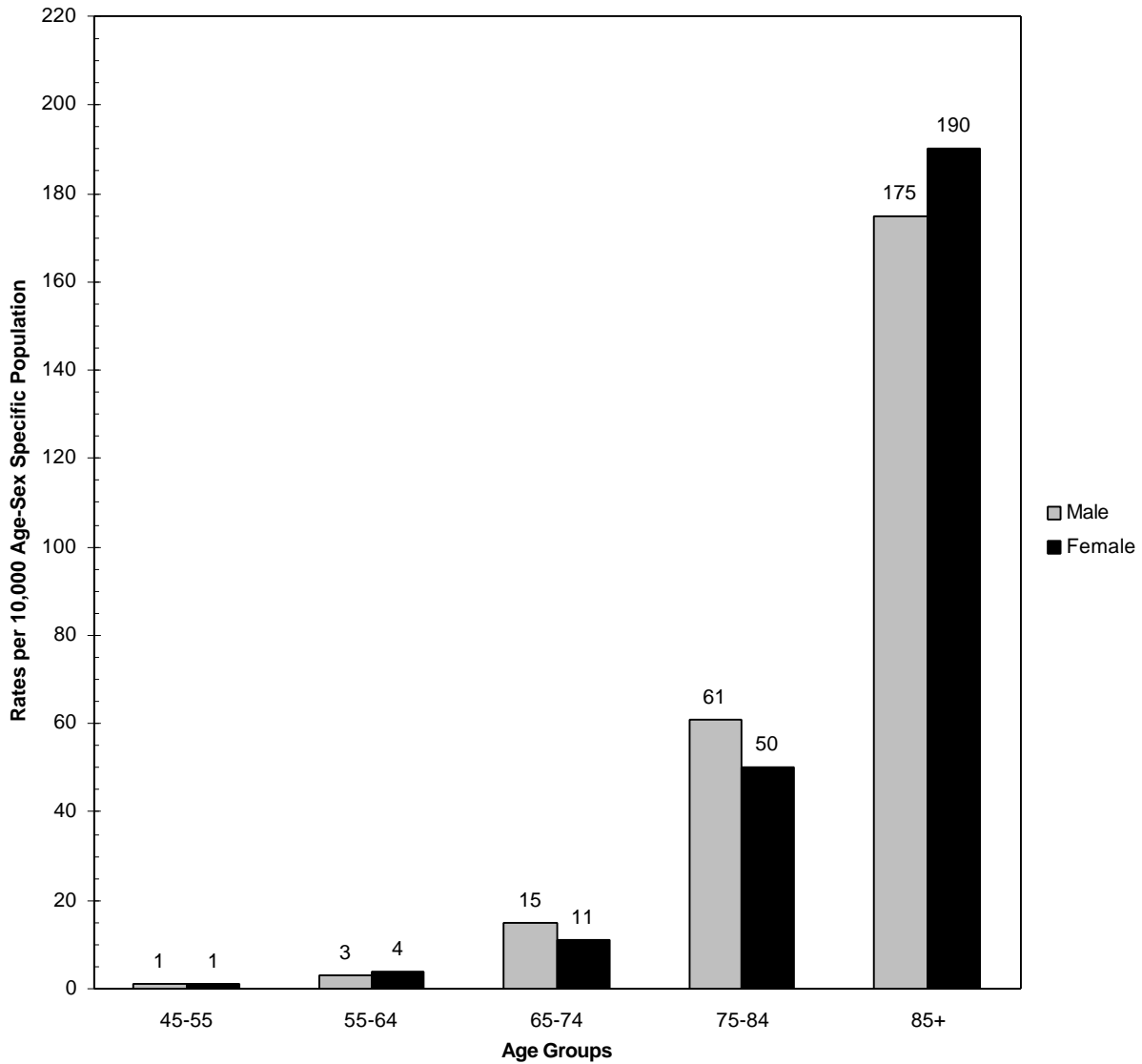
Figure 2. Malignant Neoplasms Death Rates by Selected Age Groups and Sex, 1995



Note: The ICD-9 codes used for malignant neoplasms are 140-208.

- Malignant neoplasm death rates for males exceeded female rates in all age groups except 45-54.

Figure 3. Cerebrovascular Disease Death Rates by Selected Age Groups and Sex, 1995



Note: The ICD-9 codes used for cerebrovascular diseases are 430-438.

- Cerebrovascular disease death rates for males exceeded female rates in all age groups except 55-64 and 85 and over.

Table 5. Summary Categories of Cause of Death, 1995

	Immediate Cause of Death	Underlying Cause of Death	All Mention of Cause of Death
ALL CAUSES	45,037	45,037	87,135
Infectious and Parasitic Diseases	1,279	751	1,579
Malignant Neoplasms	8,324	10,562	16,760
Diabetes Mellitus	116	1,104	3,150
Nutritional Deficiencies	269	126	317
Blood & Blood-Forming Organs, Diseases of	154	178	391
Mental Disorders	559	1,251	2,730
Nervous System & Sense Organs, Diseases of	887	1,207	2,500
Hypertension	175	651	1,588
Ischemic Heart Disease	5,666	9,547	20,300
Other Heart Disease	9,013	4,032	7,004
Cerebrovascular Disease	3,303	3,578	7,186
Atherosclerosis	120	292	677
Other Circulatory Disease	943	1,091	2,374
Pneumonia and Influenza	2,725	1,699	3,749
Chronic Obstructive Pulmonary Disease	837	1,881	4,289
Ulcer of Stomach and Duodenum	27	116	308
Chronic Liver Disease and Cirrhosis	114	350	916
Nephritis & Nephrosis	997	514	1,166
Musculoskeletal and Connective Tissue	52	193	491
Congenital Anomalies	93	226	491
Perinatal Conditions	234	221	268
Motor-Vehicle-Related Injuries	7	778	870
Other Unintentional Injuries	13	1,045	1,755
Suicide	19	622	719
Homicide	2	237	256
All Other	9,109	2,785	5,301

Notes: The immediate cause of death is the final disease or condition resulting in death. The underlying cause of death is the disease or injury that initiated events resulting in death. All mention of cause of death includes all conditions listed on the death records, either in the chain of events leading to death or contributing to the death.

For the ICD-9 codes used for each cause, see Technical Notes, page 55.

- In referring to a “cause of death,” someone is usually referring to the underlying cause. For example, 10,562 Wisconsin residents died in 1995 due to malignant neoplasms (underlying cause). For only 8,324 residents, a malignant neoplasm was indicated as the final disease that caused the person to die (immediate cause). For 16,760 residents, a malignant neoplasm contributed to a death (all mention cause).

Cause of Death

Table 6. Leading Underlying Causes of Death by Age, 1990 and 1995

1990	Number	Rate	1995	Number	Rate
TOTAL, ALL AGES	42,654	87.2	TOTAL, ALL AGES	45,037	88.0
Heart Disease	14,575	29.8	Heart Disease	14,388	28.1
Malignant Neoplasms	10,272	21.0	Malignant Neoplasms	10,562	20.6
Cerebrovascular Diseases	3,158	6.5	Cerebrovascular Diseases	3,578	7.0
Pneumonia and Influenza	1,726	3.5	Chronic Obstruct. Pulmonary Dis.	1,881	3.7
Injury, Unintentional	1,636	3.3	Injury, Unintentional	1,823	3.6
Chronic Obstruct. Pulmonary Dis.	1,603	3.3	Pneumonia and Influenza	1,699	3.3
Diabetes Mellitus	1,066	2.2	Diabetes Mellitus	1,104	2.2
Atheroscler. & Other Arterial Dis.	934	1.9	Atheroscler. & Other Arterial Dis.	921	1.8
LESS THAN 1 YEAR	613	83.5	LESS THAN 1 YEAR	493	72.7
Conditions of Perinatal Period	232	31.6	Conditions of Perinatal Period	220	32.4
Congenital Anomalies	152	20.7	Congenital Anomalies	104	15.3
Sudden Infant Death Syndrome	115	15.7	Sudden Infant Death Syndrome	85	12.5
Injury, Unintentional	19		Homicide	13	
Infectious and Parasitic Diseases	15		Infectious and Parasitic Diseases	12	
Heart Disease	12		Injury, Unintentional	12	
Homicide	8		Heart Disease	8	
Meningitis	6		Pneumonia and Influenza	5	
1-14 YEARS	257	2.5	1-14 YEARS	268	2.5
Injury, Unintentional	106	1.0	Injury, Unintentional	128	1.2
Malignant Neoplasms	35	0.3	Malignant Neoplasms	27	0.3
Congenital Anomalies	24	0.2	Congenital Anomalies	21	0.2
Heart Disease	15		Infectious and Parasitic Diseases	12	
Homicide	11		Homicide	8	
Pneumonia and Influenza	8		Heart Disease	7	
Infectious and Parasitic Diseases	7		Suicide	7	
Benign and Uncertain Neoplasms	6		Pneumonia and Influenza	5	
15-24 YEARS	621	8.7	15-24 YEARS	549	7.7
Injury, Unintentional	288	4.0	Injury, Unintentional	234	3.3
Suicide	123	1.7	Suicide	106	1.5
Homicide	73	1.0	Homicide	82	1.2
Malignant Neoplasms	39	0.5	Malignant Neoplasms	27	0.4
Heart Disease	14		Heart Disease	18	
Congenital Anomalies	9		Injury, Intent Not Determined	13	
Infectious and Parasitic Diseases	8		Infectious and Parasitic Diseases	8	
Chronic Obstruct. Pulmonary Dis.	8		Congenital Anomalies	6	
25-44 YEARS	1,899	12.3	25-44 YEARS	2,004	12.6
Injury, Unintentional	406	2.6	Injury, Unintentional	408	2.6
Malignant Neoplasms	357	2.3	Malignant Neoplasms	355	2.2
Heart Disease	235	1.5	Suicide	251	1.6
Suicide	235	1.5	Heart Disease	236	1.5
Homicide	111	0.7	Infectious and Parasitic Diseases	198	1.2
Infectious and Parasitic Diseases	103	0.7	Homicide	107	0.7
Cerebrovascular Diseases	55	0.4	Cerebrovascular Diseases	61	0.4
Diabetes Mellitus	53	0.3	Chronic Liver Dis. and Cirrhosis	51	0.3

(continued)

Cause of Death

Table 6. Leading Underlying Causes of Death by Age, 1990 and 1995

<u>1990</u>	<u>Number</u>	<u>Rate</u>	<u>1995</u>	<u>Number</u>	<u>Rate</u>
45-64 YEARS	6,152	69.1	45-64 YEARS	6,030	59.7
Malignant Neoplasms	2,450	27.5	Malignant Neoplasms	2,280	22.6
Heart Disease	1,790	20.1	Heart Disease	1,667	16.5
Injury, Unintentional	254	2.9	Injury, Unintentional	291	2.9
Cerebrovascular Diseases	198	2.2	Cerebrovascular Diseases	228	2.3
Chronic Obstruct. Pulmonary Dis.	195	2.2	Diabetes Mellitus	193	1.9
Diabetes Mellitus	190	2.1	Chronic Obstruct. Pulmonary Dis.	171	1.7
Chronic Liver Dis. and Cirrhosis	145	1.6	Chronic Liver Dis. and Cirrhosis	137	1.4
Suicide	134	1.5	Suicide	135	1.3
65-74 YEARS	8,870	247.4	65-74 YEARS	8,724	240.6
Malignant Neoplasms	3,070	85.6	Malignant Neoplasms	3,043	83.9
Heart Disease	2,946	82.2	Heart Disease	2,746	75.7
Cerebrovascular Diseases	478	13.3	Chronic Obstruct. Pulmonary Dis.	514	14.2
Chronic Obstruct. Pulmonary Dis.	454	12.7	Cerebrovascular Diseases	457	12.6
Diabetes Mellitus	287	8.0	Diabetes Mellitus	257	7.1
Pneumonia and Influenza	174	4.9	Atheroscler. & Other Arterial Dis.	170	4.7
Injury, Unintentional	165	4.6	Pneumonia and Influenza	163	4.5
Atheroscler. & Other Arterial Dis.	163	4.5	Injury, Unintentional	163	4.5
75 YEARS AND OVER	24,242	831.4	75 YEARS AND OVER	26,969	844.6
Heart Disease	9,563	328.0	Heart Disease	9,706	304.0
Malignant Neoplasms	4,319	148.1	Malignant Neoplasms	4,830	151.3
Cerebrovascular Diseases	2,420	83.0	Cerebrovascular Diseases	2,825	88.5
Pneumonia and Influenza	1,441	49.4	Pneumonia and Influenza	1,420	44.5
Chronic Obstruct. Pulmonary Dis.	929	31.9	Chronic Obstruct. Pulmonary Dis.	1,170	36.6
Atheroscler. & Other Arterial Dis.	692	23.7	Atheroscler. & Other Arterial Dis.	676	21.2
Diabetes Mellitus	534	18.3	Diabetes Mellitus	621	19.4
Injury, Unintentional	398	13.6	Injury, Unintentional	587	18.4

Notes: Age-specific rates are deaths per 10,000 population in that age group. A rate is not calculated when there were fewer than 20 deaths.

Underlying cause of death is the disease or injury that initiated events resulting in death.

For the ICD-9 codes used for the cause of death groupings, see Technical Notes, page 56.

- The three leading causes of death in 1995 were heart disease, malignant neoplasms (cancer), and cerebrovascular diseases (stroke). These three causes of death accounted for 63% of the total deaths of Wisconsin residents.
- Although heart disease is the leading cause of total deaths, within specific age groups it is the leading cause only among persons 75 and over.
- While unintentional injury was the fifth leading cause of death overall, it was the leading cause for persons ages 1-44.
- In all age categories except two (25-44 and 65-74), the top three causes of death remained the same from 1990 to 1995. For ages 25-44, heart disease dropped to the fourth leading cause of death and suicide moved up to third. For ages 65-74, chronic obstructive pulmonary diseases replaced cerebrovascular diseases as the third leading cause.

Cause of Death

Table 7. Leading Underlying Causes of Death for Males by Age, 1990 and 1995

1990	Number	Rate	1995	Number	Rate
TOTAL, ALL AGES	21,667	90.5	TOTAL, ALL AGES	22,489	89.5
Heart Disease	7,372	30.8	Heart Disease	7,243	28.8
Malignant Neoplasms	5,462	22.8	Malignant Neoplasms	5,561	22.1
Cerebrovascular Diseases	1,251	5.2	Cerebrovascular Diseases	1,350	5.4
Injury, Unintentional	1,047	4.4	Injury, Unintentional	1,108	4.4
Chronic Obstruct. Pulmonary Dis.	966	4.0	Chronic Obstruct. Pulmonary Dis.	1,077	4.3
Pneumonia and Influenza	762	3.2	Pneumonia and Influenza	806	3.2
Suicide	510	2.1	Suicide	510	2.0
Diabetes Mellitus	462	1.9	Diabetes Mellitus	482	1.9
LESS THAN 1 YEAR	351	93.5	LESS THAN 1 YEAR	287	82.9
Conditions of Perinatal Period	138	36.8	Conditions of Perinatal Period	124	35.8
Congenital Anomalies	86	22.9	Congenital Anomalies	67	19.4
Sudden Infant Death Syndrome	69	18.4	Sudden Infant Death Syndrome	47	13.6
Infectious and Parasitic Diseases	12		Injury, Unintentional	9	
Injury, Unintentional	9		Homicide	8	
Heart Disease	7		Infectious and Parasitic Diseases	6	
Pneumonia and Influenza	4		Heart Disease	5	
Homicide	3		Meningitis	2	
1-14 YEARS	138	2.6	1-14 YEARS	157	2.9
Injury, Unintentional	57	1.1	Injury, Unintentional	78	1.4
Malignant Neoplasms	21	0.4	Malignant Neoplasms	20	0.4
Heart Disease	9		Congenital Anomalies	11	
Congenital Anomalies	9		Heart Disease	6	
Infectious and Parasitic Diseases	6		Suicide	6	
Homicide	5		Infectious and Parasitic Diseases	3	
Pneumonia and Influenza	3		Chronic Obstruct. Pulmonary Dis.	3	
Benign and Uncertain Neoplasms	2		Homicide	3	
15-24 YEARS	467	13.0	15-24 YEARS	393	10.9
Injury, Unintentional	209	5.8	Injury, Unintentional	157	4.4
Suicide	107	3.0	Suicide	91	2.5
Homicide	62	1.7	Homicide	66	1.8
Malignant Neoplasms	23	0.6	Heart Disease	14	
Heart Disease	11		Malignant Neoplasms	12	
Infectious and Parasitic Diseases	8		Injury, Intent Not Determined	12	
Congenital Anomalies	7		Infectious and Parasitic Diseases	6	
Chronic Obstruct. Pulmonary Dis.	4		Cerebrovascular Diseases	3	
25-44 YEARS	1,310	17.0	25-44 YEARS	1,351	16.9
Injury, Unintentional	324	4.2	Injury, Unintentional	306	3.8
Suicide	190	2.5	Suicide	206	2.6
Heart Disease	179	2.3	Malignant Neoplasms	170	2.1
Malignant Neoplasms	169	2.2	Heart Disease	167	2.1
Infectious and Parasitic Diseases	97	1.3	Infectious and Parasitic Diseases	165	2.1
Homicide	89	1.2	Homicide	78	1.0
Cerebrovascular Diseases	36	0.5	Chronic Liver Dis. and Cirrhosis	36	0.5
Diabetes Mellitus	34	0.4	Cerebrovascular Diseases	30	0.4

(continued)

Cause of Death

Table 7. Leading Underlying Causes of Death for Males by Age, 1990 and 1995

1990	Number	Rate	1995	Number	Rate
45-64 YEARS	3,822	87.7	45-64 YEARS	3,719	74.8
Heart Disease	1,335	30.6	Malignant Neoplasms	1,236	24.9
Malignant Neoplasms	1,300	29.8	Heart Disease	1,228	24.7
Injury, Unintentional	171	3.9	Injury, Unintentional	205	4.1
Chronic Obstruct. Pulmonary Dis.	126	2.9	Suicide	106	2.1
Cerebrovascular Diseases	116	2.7	Cerebrovascular Diseases	105	2.1
Suicide	105	2.4	Chronic Obstruct. Pulmonary Dis.	95	1.9
Diabetes Mellitus	98	2.2	Diabetes Mellitus	93	1.9
Chronic Liver Dis. and Cirrhosis	91	2.1	Chronic Liver Dis. and Cirrhosis	93	1.9
65-74 YEARS	5,207	325.1	65-74 YEARS	5,263	317.0
Heart Disease	1,878	117.3	Heart Disease	1,827	110.0
Malignant Neoplasms	1,747	109.1	Malignant Neoplasms	1,747	105.2
Chronic Obstruct. Pulmonary Dis.	267	16.7	Chronic Obstruct. Pulmonary Dis.	306	18.4
Cerebrovascular Diseases	252	15.7	Cerebrovascular Diseases	245	14.8
Diabetes Mellitus	124	7.7	Diabetes Mellitus	138	8.3
Pneumonia and Influenza	113	7.1	Pneumonia and Influenza	113	6.8
Atheroscler. & Other Arterial Dis.	96	6.0	Atheroscler. & Other Arterial Dis.	109	6.6
Injury, Unintentional	93	5.8	Injury, Unintentional	98	5.9
75 YEARS AND OVER	10,372	994.9	75 YEARS AND OVER	11,319	981.5
Heart Disease	3,953	379.2	Heart Disease	3,996	346.5
Malignant Neoplasms	2,201	211.1	Malignant Neoplasms	2,376	206.0
Cerebrovascular Diseases	842	80.8	Cerebrovascular Diseases	965	83.7
Pneumonia and Influenza	586	56.2	Chronic Obstruct. Pulmonary Dis.	663	57.5
Chronic Obstruct. Pulmonary Dis.	564	54.1	Pneumonia and Influenza	627	54.4
Atheroscler. & Other Arterial Dis.	288	27.6	Atheroscler. & Other Arterial Dis.	302	26.2
Diabetes Mellitus	205	19.7	Injury, Unintentional	255	22.1
Injury, Unintentional	184	17.7	Diabetes Mellitus	227	19.7

Notes: Age-specific rates are deaths per 10,000 males in that age group. A rate is not calculated when there were fewer than 20 deaths.

Underlying cause of death is the disease or injury that initiated events resulting in death.

For the ICD-9 codes used for the cause of death groupings, see Technical Notes, page 56.

- Among the leading causes of death, heart disease, malignant neoplasms, chronic obstructive pulmonary diseases, unintentional injuries and suicides account for a higher number and rate of death overall for males than for females.
- Malignant neoplasms became the leading cause of death in 1995 for both males and females ages 45-64; in 1990, heart disease was the leading cause of death for males in this age group.
- Heart disease continues to be the leading cause of death for males ages 65-74; malignant neoplasms continues to be the leading cause for females ages 65-74. Males of this age die from heart disease at a rate more than twice the rate for females.

Cause of Death

Table 8. Leading Underlying Causes of Death for Females by Age, 1990 and 1995

<u>1990</u>	<u>Number</u>	<u>Rate</u>	<u>1995</u>	<u>Number</u>	<u>Rate</u>
TOTAL, ALL AGES	20,987	84.0	TOTAL, ALL AGES	22,548	86.5
Heart Disease	7,203	28.8	Heart Disease	7,145	27.4
Malignant Neoplasms	4,810	19.2	Malignant Neoplasms	5,001	19.2
Cerebrovascular Diseases	1,907	7.6	Cerebrovascular Diseases	2,228	8.6
Pneumonia and Influenza	964	3.9	Pneumonia and Influenza	893	3.4
Chronic Obstruct. Pulmonary Dis.	637	2.5	Chronic Obstruct. Pulmonary Dis.	804	3.1
Diabetes Mellitus	604	2.4	Injury, Unintentional	715	2.7
Injury, Unintentional	589	2.4	Diabetes Mellitus	622	2.4
Atheroscler. & Other Arterial Dis.	496	2.0	Atheroscler. & Other Arterial Dis.	453	1.7
LESS THAN 1 YEAR	262	73.0	LESS THAN 1 YEAR	206	62.0
Conditions of Perinatal Period	94	26.2	Conditions of Perinatal Period	96	28.9
Congenital Anomalies	66	18.4	Sudden Infant Death Syndrome	38	11.4
Sudden Infant Death Syndrome	46	12.8	Congenital Anomalies	37	11.1
Injury, Unintentional	10		Infectious and Parasitic Diseases	6	
Meningitis	5		Homicide	5	
Heart Disease	5		Heart Disease	3	
Homicide	5		Pneumonia and Influenza	3	
Infectious and Parasitic Diseases	3		Injury, Unintentional	3	
1-14 YEARS	119	2.4	1-14 YEARS	111	2.2
Injury, Unintentional	49	1.0	Injury, Unintentional	50	1.0
Congenital Anomalies	15		Congenital Anomalies	10	
Malignant Neoplasms	14		Infectious and Parasitic Diseases	9	
Heart Disease	6		Malignant Neoplasms	7	
Homicide	6		Homicide	5	
Pneumonia and Influenza	5		Pneumonia and Influenza	3	
Benign and Uncertain Neoplasms	4		Benign and Uncertain Neoplasms	2	
Chronic Obstruct. Pulmonary Dis.	4		Anemias	2	
15-24 YEARS	154	4.4	15-24 YEARS	156	4.4
Injury, Unintentional	79	2.2	Injury, Unintentional	77	2.2
Malignant Neoplasms	16		Homicide	16	
Suicide	16		Malignant Neoplasms	15	
Homicide	11		Suicide	15	
Chronic Obstruct. Pulmonary Dis.	4		Heart Disease	4	
Heart Disease	3		Congenital Anomalies	4	
Benign and Uncertain Neoplasms	2		Infectious and Parasitic Diseases	2	
Anemias	2		Benign and Uncertain Neoplasms	2	
25-44 YEARS	589	7.6	25-44 YEARS	653	8.2
Malignant Neoplasms	188	2.4	Malignant Neoplasms	185	2.3
Injury, Unintentional	82	1.1	Injury, Unintentional	102	1.3
Heart Disease	56	0.7	Heart Disease	69	0.9
Suicide	45	0.6	Suicide	45	0.6
Homicide	22	0.3	Infectious and Parasitic Diseases	33	0.4
Diabetes Mellitus	19		Cerebrovascular Diseases	31	0.4
Cerebrovascular Diseases	19		Homicide	29	0.4
Chronic Liver Dis. and Cirrhosis	18		Chronic Liver Dis. and Cirrhosis	15	

(continued)

Cause of Death

Table 8. Leading Underlying Causes of Death for Females by Age, 1990 and 1995

<u>1990</u>	<u>Number</u>	<u>Rate</u>	<u>1995</u>	<u>Number</u>	<u>Rate</u>
45-64 YEARS	2,330	51.3	45-64 YEARS	2,311	45.0
Malignant Neoplasms	1,150	25.3	Malignant Neoplasms	1,044	20.3
Heart Disease	455	10.0	Heart Disease	439	8.6
Diabetes Mellitus	92	2.0	Cerebrovascular Diseases	123	2.4
Injury, Unintentional	83	1.8	Diabetes Mellitus	100	1.9
Cerebrovascular Diseases	82	1.8	Injury, Unintentional	86	1.7
Chronic Obstruct. Pulmonary Dis.	69	1.5	Chronic Obstruct. Pulmonary Dis.	76	1.5
Chronic Liver Dis. and Cirrhosis	54	1.2	Chronic Liver Dis. and Cirrhosis	44	0.9
Infectious and Parasitic Diseases	38	0.8	Pneumonia and Influenza	32	0.6
65-74 YEARS	3,663	184.6	65-74 YEARS	3,461	176.1
Malignant Neoplasms	1,323	66.7	Malignant Neoplasms	1,296	65.9
Heart Disease	1,068	53.8	Heart Disease	919	46.7
Cerebrovascular Diseases	226	11.4	Cerebrovascular Diseases	212	10.8
Chronic Obstruct. Pulmonary Dis.	187	9.4	Chronic Obstruct. Pulmonary Dis.	208	10.6
Diabetes Mellitus	163	8.2	Diabetes Mellitus	119	6.1
Injury, Unintentional	72	3.6	Injury, Unintentional	65	3.3
Atheroscler. & Other Arterial Dis.	67	3.4	Atheroscler. & Other Arterial Dis.	61	3.1
Pneumonia and Influenza	61	3.1	Infectious and Parasitic Diseases	56	2.8
75 YEARS AND OVER	13,870	740.4	75 YEARS AND OVER	15,650	767.2
Heart Disease	5,610	299.5	Heart Disease	5,710	279.9
Malignant Neoplasms	2,118	113.1	Malignant Neoplasms	2,454	120.3
Cerebrovascular Diseases	1,578	84.2	Cerebrovascular Diseases	1,860	91.2
Pneumonia and Influenza	855	45.6	Pneumonia and Influenza	793	38.9
Atheroscler. & Other Arterial Dis.	404	21.6	Chronic Obstruct. Pulmonary Dis.	507	24.9
Chronic Obstruct. Pulmonary Dis.	365	19.5	Diabetes Mellitus	394	19.3
Diabetes Mellitus	329	17.6	Atheroscler. & Other Arterial Dis.	374	18.3
Injury, Unintentional	214	11.4	Injury, Unintentional	332	16.3

Notes: Age-specific rates are deaths per 10,000 females in that age group. A rate is not calculated when there were fewer than 20 deaths.

Underlying cause of death is the disease or injury that initiated events resulting in death.

For the ICD-9 codes used for the cause of death groupings, see Technical Notes, page 56.

- Cerebrovascular diseases accounted for the largest portion of the increase from 1990 to 1995 in the overall death rate for females. Their rate of death from cerebrovascular diseases, however, increased only in the oldest age group (75 and over).
- Cerebrovascular diseases, pneumonia and influenza, and diabetes mellitus account for a higher number and rate of death overall for females than for males.

Cause of Death

Table 9. Deaths by Underlying Cause of Death, Age and Sex, 1995

	Total	All Ages		Under 1		1 - 4		5 - 9	
		Male	Female	Male	Female	Male	Female	Male	Female
Total, All Causes	45,037	22,489	22,548	287	206	63	55	41	28
Age/Sex-Specific Death Rate	88.0	89.5	86.5	82.9	62.0	3.6	3.3	2.1	1.5
Tuberculosis	10	2	8						
Septicemia	324	133	191	1	1	1	1	1	
Human Immunodeficiency Virus	221	192	29				2		1
Other Infectious and Parasitic	196	96	100	5	5	1	2		
Malignant Neoplasms	10,562	5,561	5,001			8	3	4	1
Benign and Uncertain Neoplasms	163	61	102		1		1		
Diabetes Mellitus	1,104	482	622						
Nutritional Deficiencies	126	25	101						
Anemias	73	21	52				1		1
Meningitis	8	6	2	2					1
Circulatory Diseases	19,118	9,158	9,960	6	3	4	2	1	
Heart Disease	14,388	7,243	7,145	5	3	3	1	1	
Hypertension w/ or w/o Renal	231	97	134						
Cerebrovascular Diseases	3,578	1,350	2,228	1		1	1		
Atherosclerosis	292	115	177						
Other Arterial Disease	629	353	276						
Acute Bronchitis and Bronchiol.	10	4	6	1	1	1			
Pneumonia and Influenza	1,699	806	893	2	3	2			2
Chronic Obstructive Pulmonary	1,881	1,077	804					1	
Ulcer of Stomach and Duodenum	113	50	63						
Appendicitis	5	2	3						
Abd. Hernia and Intest. Obstr.	135	48	87	1					
Chronic Liver Dis. and Cirrhosis	350	214	136						
Cholelithiasis and Gallbladder	64	24	40						1
Nephritis and Nephrosis	514	244	270		2				
Infections of the Kidney	11	2	9						
Hyperplasia of the Prostate	10	10							
Complications of Pregnancy	5		5						
Congenital Anomalies	226	126	100	67	37	6	7	3	3
Conditions of Perinatal Period	221	125	96	124	96	1			
Ill-Defined Conditions	206	103	103	47	43	1	3	2	
Sudden Infant Death Syndrome	85	47	38	47	38				
All Other Diseases	4,941	2,086	2,855	12	5	8	7	5	2
Accidents and Adverse Effects	1,823	1,108	715	9	3	29	22	23	16
Suicide	622	510	112						
Homicide and Legal Intervent.	242	177	65	8	5	1	4	1	
All Other External Causes	54	36	18	2	1				

(continued)

Cause of Death

Table 9. Deaths by Underlying Cause of Death, Age and Sex, 1995

	10 - 14		15 - 19		20 - 24		25 - 29	
	Male	Female	Male	Female	Male	Female	Male	Female
Total, All Causes	53	28	165	85	228	71	232	86
Age/Sex-Specific Death Rate	2.6	1.4	8.6	4.6	13.5	4.2	13.3	4.9
Tuberculosis								
Septicemia		1						
Human Immunodeficiency Virus		1			5	1	14	1
Other Infectious and Parasitic		1		1	1		2	
Malignant Neoplasms	8	3	4	5	8	10	18	10
Benign and Uncertain Neoplasms	2	1			1	2		
Diabetes Mellitus			1		1	1	3	1
Nutritional Deficiencies								
Anemias						1	1	
Meningitis			1					
Circulatory Diseases	2		11	3	8	3	10	14
Heart Disease	2		7	2	7	2	10	8
Hypertension w/ or w/o Renal								
Cerebrovascular Diseases			3	1				4
Atherosclerosis								
Other Arterial Disease			1		1	1		2
Acute Bronchitis and Bronchiol.								
Pneumonia and Influenza		1			1	1		3
Chronic Obstructive Pulmonary	2	2		1	2	1	2	
Ulcer of Stomach and Duodenum								
Appendicitis								
Abd. Hernia and Intest. Obstr.								1
Chronic Liver Dis. and Cirrhosis					1		2	
Cholelithiasis and Gallbladder								
Nephritis and Nephrosis					1			1
Infections of the Kidney								
Hyperplasia of the Prostate								
Complications of Pregnancy								1
Congenital Anomalies	2			2	2	2	1	5
Conditions of Perinatal Period								
Ill-Defined Conditions		1	1	1	2			3
Sudden Infant Death Syndrome								
All Other Diseases	3	2	7	4	9	8	6	6
Accidents and Adverse Effects	26	12	75	46	82	31	91	26
Suicide	6	1	29	10	62	5	51	5
Homicide and Legal Intervent.	1	1	26	11	40	5	30	9
All Other External Causes	1	1	10	1	2		1	

(continued)

Cause of Death

Table 9. Deaths by Underlying Cause of Death, Age and Sex, 1995

	30 - 34		35 - 39		40 - 44		45 - 49	
	Male	Female	Male	Female	Male	Female	Male	Female
Total, All Causes	289	112	386	188	444	267	610	350
Age/Sex-Specific Death Rate	14.2	5.5	17.6	8.7	22.0	13.4	36.4	20.6
Tuberculosis								
Septicemia	2		2	2	2	2	3	
Human Immunodeficiency Virus	35	4	66	7	26	6	22	4
Other Infectious and Parasitic	7	5	5	2	4	4	8	3
Malignant Neoplasms	24	24	46	50	82	101	146	151
Benign and Uncertain Neoplasms	1		2	3	1	2	1	6
Diabetes Mellitus	4	1	3	3	12	3	11	13
Nutritional Deficiencies								
Anemias		1			2	1		1
Meningitis								
Circulatory Diseases	41	13	54	27	105	49	214	62
Heart Disease	30	11	45	15	82	35	189	44
Hypertension w/ or w/o Renal	1				2		1	
Cerebrovascular Diseases	7	2	6	12	17	13	22	15
Atherosclerosis			1					
Other Arterial Disease	3		2		4	1	2	3
Acute Bronchitis and Bronchiol.								
Pneumonia and Influenza	2		5	7	6	1	5	6
Chronic Obstructive Pulmonary	2			2	4	7	3	7
Ulcer of Stomach and Duodenum	1					1	2	
Appendicitis								
Abd. Hernia and Intest. Obstr.	1			2	2	1		2
Chronic Liver Dis. and Cirrhosis	3		8	7	23	8	13	11
Cholelithiasis and Gallbladder					1	1		1
Nephritis and Nephrosis	2	1	5	2	1	2	2	2
Infections of the Kidney								
Hyperplasia of the Prostate				4				
Complications of Pregnancy								
Congenital Anomalies	2		2	2	1	3	3	2
Conditions of Perinatal Period								
Ill-Defined Conditions	2	1	2	2	5		5	2
Sudden Infant Death Syndrome								
All Other Diseases	15	6	26	27	43	24	57	42
Accidents and Adverse Effects	63	25	92	21	60	30	72	19
Suicide	54	17	51	8	50	15	35	13
Homicide and Legal Intervent.	23	9	14	7	11	4	7	2
All Other External Causes	5	5	3	3	3	2	1	1

(continued)

Cause of Death

Table 9. Deaths by Underlying Cause of Death, Age and Sex, 1995

	50 - 54		55 - 59		60 - 64		65 - 69	
	Male	Female	Male	Female	Male	Female	Male	Female
Total, All Causes	707	472	985	607	1,417	882	2,281	1,443
Age/Sex-Specific Death Rate	55.1	35.9	93.4	55.1	147.7	86.7	253.1	140.7
Tuberculosis								
Septicemia	2	2	1	3	4		8	12
Human Immunodeficiency Virus	14		7		2			
Other Infectious and Parasitic	5	6	5	4	5	2	10	11
Malignant Neoplasms	211	223	356	290	523	380	792	580
Benign and Uncertain Neoplasms	2		3	5	4	3	4	8
Diabetes Mellitus	21	19	31	22	30	46	62	45
Nutritional Deficiencies		1		1	2	1		1
Anemias		1				1		
Meningitis					1		2	1
Circulatory Diseases	247	93	382	147	550	279	945	467
Heart Disease	218	71	340	108	481	216	799	380
Hypertension w/ or w/o Renal	3		2	2	9	3	10	4
Cerebrovascular Diseases	17	20	31	34	35	54	90	69
Atherosclerosis	2				3		6	
Other Arterial Disease	7	2	9	3	22	6	40	14
Acute Bronchitis and Bronchiol.								
Pneumonia and Influenza	11	6	9	9	23	11	35	18
Chronic Obstructive Pulmonary	11	11	26	22	55	36	121	89
Ulcer of Stomach and Duodenum	2	1	1	1	1	1	3	3
Appendicitis								
Abd. Hernia and Intest. Obstr.	2		2	2	3	1	2	5
Chronic Liver Dis. and Cirrhosis	28	9	22	11	30	13	26	20
Cholelithiasis and Gallbladder		1				2	2	1
Nephritis and Nephrosis	1	5	3	6	8	7	16	14
Infections of the Kidney				1				
Hyperplasia of the Prostate								
Complications of Pregnancy								
Congenital Anomalies	3	2	2	3	2	4	5	5
Conditions of Perinatal Period								
Ill-Defined Conditions	2	3	2	1	2	1	4	1
Sudden Infant Death Syndrome								
All Other Diseases	65	50	66	55	100	69	171	125
Accidents and Adverse Effects	46	29	42	15	45	23	50	31
Suicide	28	7	20	8	23	1	21	6
Homicide and Legal Intervent.	2	2	4		4		2	
All Other External Causes	4	1	1	1		1		

(continued)

Cause of Death

Table 9. Deaths by Underlying Cause of Death, Age and Sex, 1995

	70 - 74		75 - 79		80 - 84		85 - 89	
	Male	Female	Male	Female	Male	Female	Male	Female
Total, All Causes	2,982	2,018	3,383	2,938	3,434	3,889	2,664	3,981
Age/Sex-Specific Death Rate	392.9	214.6	596.5	359.2	974.7	627.5	1604	1043
Tuberculosis	1	2		2		3	1	
Septicemia	14	15	23	19	28	37	23	44
Human Immunodeficiency Virus		1		1	1			
Other Infectious and Parasitic	6	15	16	10	6	9	7	10
Malignant Neoplasms	955	716	922	819	739	738	483	547
Benign and Uncertain Neoplasms	5	6	15	16	7	19	8	21
Diabetes Mellitus	76	74	81	102	78	124	44	88
Nutritional Deficiencies	3	1	2	7	1	14	8	26
Anemias	5	3	3	8	3	9	3	10
Meningitis								
Circulatory Diseases	1,262	745	1,504	1,225	1,595	1,889	1,286	2,150
Heart Disease	1,028	539	1,135	871	1,197	1,350	971	1503
Hypertension w/ or w/o Renal	16	16	19	14	10	23	15	28
Cerebrovascular Diseases	155	143	262	277	295	440	236	523
Atherosclerosis	10	10	13	18	25	21	23	43
Other Arterial Disease	53	37	75	45	68	55	41	53
Acute Bronchitis and Bronchiol.						2		
Pneumonia and Influenza	78	32	121	87	174	155	173	183
Chronic Obstructive Pulmonary	185	119	220	150	216	181	152	102
Ulcer of Stomach and Duodenum	9	4	10	5	11	15	5	11
Appendicitis			1	1	1			
Abd. Hernia and Intest. Obstr.	3	9	7	13	14	15	8	11
Chronic Liver Dis. and Cirrhosis	25	12	12	23	15	11	5	6
Cholelithiasis and Gallbladder	6	3	4	3	4	5	4	5
Nephritis and Nephrosis	26	26	54	40	50	48	41	50
Infections of the Kidney	1		1			3		2
Hyperplasia of the Prostate			1		2		3	
Complications of Pregnancy								
Congenital Anomalies	7	7	10	5	4	1	4	6
Conditions of Perinatal Period								
Ill-Defined Conditions	4	5	8	4	4	8	4	11
Sudden Infant Death Syndrome								
All Other Diseases	226	182	293	319	386	522	325	601
Accidents and Adverse Effects	48	34	61	71	75	76	68	96
Suicide	34	7	12	4	19	3	9	1
Homicide and Legal Intervent.	1		1	4	1	1		
All Other External Causes	2		1			1		

(continued)

Table 9. Deaths by Underlying Cause of Death, Age and Sex, 1995

	90 - 94		95 +	
	Male	Female	Male	Female
Total, All Causes	1,342	3,024	496	1,818
Age/Sex-Specific Death Rate	2476	1831	3674	3282
Tuberculosis		1		
Septicemia	13	27	5	25
Human Immunodeficiency Virus				
Other Infectious and Parasitic	2	6	1	4
Malignant Neoplasms	178	229	54	121
Benign and Uncertain Neoplasms	4	6	1	2
Diabetes Mellitus	19	58	5	22
Nutritional Deficiencies	6	22	3	27
Anemias	2	8	2	6
Meningitis				
Circulatory Diseases	691	1723	240	1066
Heart Disease	515	1203	178	783
Hypertension w/ or w/o Renal	5	27	4	17
Cerebrovascular Diseases	127	421	45	199
Atherosclerosis	26	43	6	42
Other Arterial Disease	18	29	7	25
Acute Bronchitis and Bronchiol.	1	1	1	2
Pneumonia and Influenza	108	220	51	148
Chronic Obstructive Pulmonary	55	57	20	17
Ulcer of Stomach and Duodenum	3	17	2	4
Appendicitis		2		
Abd. Hernia and Intest. Obstr.	3	16		9
Chronic Liver Dis. and Cirrhosis	1	5		
Cholelithiasis and Gallbladder	1	11	2	6
Nephritis and Nephrosis	24	42	10	22
Infections of the Kidney		1		2
Hyperplasia of the Prostate	1		3	
Complications of Pregnancy				
Congenital Anomalies		2		2
Conditions of Perinatal Period				
Ill-Defined Conditions	4	9	2	4
Sudden Infant Death Syndrome				
All Other Diseases	189	505	74	294
Accidents and Adverse Effects	34	54	17	35
Suicide	3	1	3	
Homicide and Legal Intervent.		1		
All Other External Causes				

Notes: The age/sex-specific rates indicate deaths per 10,000 population in that age group.
Underlying cause of death is the disease or injury that initiated events resulting in death.
For the ICD-9 codes used for cause of death groupings, see Technical Notes, page 57.

Cause of Death

Table 10. Deaths by Underlying Cause of Death, Race and Sex, 1995

	Total		White		Black		Amer-Indian		Other	
	Male	Female	Male	Female	Male	Female	Male	Female	Male	Female
Total, All Causes	22,489	22,548	21,307	21,683	957	694	162	105	60	66
Tuberculosis	2	8	2	8						
Septicemia	133	191	125	182	6	7	1	2	1	
Human Immunodef. Virus	192	29	149	18	41	11	2			
Other Infect. and Parasitic	96	100	77	88	14	8	3	1	2	3
Malignant Neoplasms	5,561	5,001	5,315	4,823	204	147	26	16	15	15
Benign and Uncertain										
Neoplasms	61	102	58	96	3	6				
Diabetes Mellitus	482	622	455	577	21	37	5	8	1	
Nutritional Deficiencies	25	101	24	100	1					1
Anemias	21	52	19	47	2	4				1
Meningitis	6	2	4	1	2	1				
Circulatory Diseases	9,158	9,960	8,822	9,658	263	243	58	40	15	19
Heart Disease	7,243	7,145	6,995	6,925	193	181	47	29	8	10
Hypertension w/ or w/o Renal	97	134	88	130	9	2		1		1
Cerebrovascular Dis.	1,350	2,228	1,284	2,159	52	53	8	8	6	8
Atherosclerosis	115	177	114	173	1	3		1		
Other Arterial Disease	353	276	341	271	8	4	3	1	1	
Acute Bronch. & Bronchio.	4	6	4	5		1				
Pneumonia and Influenza	806	893	780	877	18	9	4	5	3	2
Chronic Obstr. Pulmonary	1,077	804	1,038	787	31	13	7	2	1	2
Ulcer of Stomach and										
Duodenum	50	63	49	63	1					
Appendicitis	2	3	2	3						
Abd. Hernia & Intest. Obs.	48	87	47	86		1	1			
Chr. Liver Dis. & Cirrho.	214	136	196	128	13	5	5	3		
Cholelithiasis and										
Gallbladder	24	40	24	37		1		2		
Nephritis and Nephrosis	244	270	227	246	17	20		3		1
Infections of the Kidney	2	9	2	9						
Hyperplasia of the Prostate	10		10							
Complications of										
Pregnancy		5		3		1				1
Congenital Anomalies	126	100	116	91	9	8	1	1		
Cond. of Perinatal Period	125	96	90	65	33	31			2	
Ill-Defined Conditions	103	103	82	82	18	15	3	3		3
Sudden Infant Death Syndrome	47	38	30	25	16	11	1	1		1
All Other Diseases	2,086	2,855	1,990	2,773	72	68	16	8	8	6
Accidents and Adv. Effects	1,108	715	1,025	667	64	31	17	10	1	7
Suicide	510	112	481	108	15		9	1	5	3
Homicide & Legal Interv.	177	65	65	39	105	24	4		3	2
All Other External Causes	36	18	29	16	4	2			3	

Notes: Races other than white, black, and American Indian are combined in the "other" category. The total for males includes three records where race was not reported.

Underlying cause of death is the disease or injury that initiated events resulting in death.

For the ICD-9 codes used for cause of death groupings, see Technical Notes, page 57.

Table 11. Leading Underlying Causes of Death by Race, 1990 and 1995

<u>1990</u>	<u>Number</u>	<u>Percent</u>	<u>1995</u>	<u>Number</u>	<u>Percent</u>
TOTAL, ALL RACES	42,655	100.0	TOTAL, ALL RACES	45,037	100.0
Heart Disease	14,576	34.2	Heart Disease	14,388	31.9
Malignant Neoplasms	10,272	24.1	Malignant Neoplasms	10,562	23.5
Cerebrovascular Diseases	3,158	7.4	Cerebrovascular Diseases	3,578	7.9
Pneumonia and Influenza	1,726	4.0	Chronic Obstr. Pulmonary Dis.	1,881	4.2
Injury, Unintentional	1,636	3.8	Injury, Unintentional	1,823	4.0
Chronic Obstr. Pulmonary Dis.	1,603	3.8	Pneumonia and Influenza	1,699	3.8
Diabetes Mellitus	1,066	2.5	Diabetes Mellitus	1,104	2.5
Atheroscler. & Other Art. Dis.	934	2.2	Atheroscler. & Other Art. Dis.	921	2.0
WHITE	40,994	100.0	WHITE	42,990	100.0
Heart Disease	14,253	34.8	Heart Disease	13,920	32.4
Malignant Neoplasms	9,896	24.1	Malignant Neoplasms	10,138	23.6
Cerebrovascular Diseases	3,073	7.5	Cerebrovascular Diseases	3,443	8.0
Pneumonia and Influenza	1,682	4.1	Chronic Obstr. Pulmonary Dis.	1,825	4.2
Chronic Obstr. Pulmonary Dis.	1,561	3.8	Injury, Unintentional	1,692	3.9
Injury, Unintentional	1,522	3.7	Pneumonia and Influenza	1,657	3.9
Diabetes Mellitus	1,009	2.5	Diabetes Mellitus	1,032	2.4
Atheroscler. & Other Art. Dis.	918	2.2	Atheroscler. & Other Art. Dis.	899	1.4
BLACK	1,379	100.0	BLACK	1,651	100.0
Malignant Neoplasms	323	23.4	Heart Disease	374	22.7
Heart Disease	255	18.5	Malignant Neoplasms	351	21.3
Homicide	110	8.0	Homicide	129	7.8
Injury, Unintentional	80	5.8	Cerebrovascular Diseases	105	6.4
Cerebrovascular Diseases	75	5.4	Injury, Unintentional	95	5.8
Cond. of Perinatal Period	60	4.4	Infectious and Parasitic Diseases.	87	5.3
Diabetes Mellitus	42	3.0	Cond. of Perinatal Period	64	3.9
Pneumonia and Influenza	38	2.8	Diabetes Mellitus	58	3.5

Notes: Races other than white and black are included in the "total" category.
 Underlying cause of death is the disease or injury that initiated the events resulting in death.
 For the ICD-9 codes used for cause of death groupings, see Technical Notes, page 56.

- Since 1990, heart disease has surpassed cancer as the leading cause of death for the black population.
- Homicide is the third leading cause of death for blacks, accounting for 8 percent of the deaths compared to only 1 percent for all races.
- Differences in leading causes of death by race partly reflect differences in population age structure: compared with the total state population, larger proportions of blacks and other minority groups are children and young adults.

Table 12. Leading Underlying Causes of Death for Males by Race, 1990 and 1995

<u>1990</u>	<u>Number</u>	<u>Percent</u>	<u>1995</u>	<u>Number</u>	<u>Percent</u>
TOTAL, ALL RACES	21,667	100.0	TOTAL, ALL RACES	22,489	100.0
Heart Disease	7,372	34.0	Heart Disease	7,243	32.2
Malignant Neoplasms	5,462	25.2	Malignant Neoplasms	5,561	24.7
Cerebrovascular Diseases	1,251	5.8	Cerebrovascular Diseases	1,350	6.0
Injury, Unintentional	1,047	4.8	Injury, Unintentional	1,108	4.9
Chronic Obstr. Pulmonary Dis.	966	4.5	Chronic Obstr. Pulmonary Dis.	1,077	4.8
Pneumonia and Influenza	762	3.5	Pneumonia and Influenza	806	3.6
Suicide	510	2.4	Suicide	510	2.3
Diabetes Mellitus	462	2.1	Diabetes Mellitus	482	2.1
WHITE	20,713	100.0	WHITE	21,307	100.0
Heart Disease	7,208	34.8	Heart Disease	6,995	32.8
Malignant Neoplasms	5,257	25.4	Malignant Neoplasms	5,315	24.9
Cerebrovascular Diseases	1,207	5.8	Cerebrovascular Diseases	1,284	6.0
Injury, Unintentional	969	4.7	Chronic Obstr. Pulmonary Dis.	1,038	4.9
Chronic Obstr. Pulmonary Dis.	938	4.5	Injury, Unintentional	1,025	4.8
Pneumonia and Influenza	738	3.6	Pneumonia and Influenza	780	3.7
Suicide	488	2.4	Suicide	481	2.3
Diabetes Mellitus	443	2.1	Diabetes Mellitus	455	2.1
BLACK	802	100.0	BLACK	957	100.0
Malignant Neoplasms	180	22.4	Malignant Neoplasms	204	21.3
Heart Disease	125	15.6	Heart Disease	193	20.2
Homicide	94	11.7	Homicide	105	11.0
Injury, Unintentional	54	6.7	Injury, Unintentional	64	6.7
Cerebrovascular Diseases	40	5.0	Infectious and Parasitic Diseases	61	6.4
Cond. of Perinatal Period	39	4.9	Cerebrovascular Diseases	52	5.4
Infectious and Parasitic Diseases	26	3.2	Cond. of Perinatal Period	33	3.4
Pneumonia and Influenza	23	2.9	Chronic Obstr. Pulmonary Dis.	31	3.2

Notes: Races other than white and black are included in the "total" category. Three records where race was not reported are also included in the total.

Underlying cause of death is the disease or injury that initiated events resulting in death.

For the ICD-9 codes used for cause of death groupings, see Technical Notes, page 56.

- Heart disease and malignant neoplasms are the leading causes of death for both white and black males in Wisconsin.
- Homicide is the third leading cause of death among black males in Wisconsin, accounting for about 11 percent of deaths in 1995.
- Cerebrovascular disease is the third leading cause of death among white males in Wisconsin, accounting for about 6 percent of deaths.

Table 13. Leading Underlying Causes of Death for Females by Race, 1990 and 1995

<u>1990</u>	<u>Number</u>	<u>Percent</u>	<u>1995</u>	<u>Number</u>	<u>Percent</u>
TOTAL, ALL RACES	20,987	100.0	TOTAL, ALL RACES	22,548	100.0
Heart Disease	7,203	34.3	Heart Disease	7,145	31.7
Malignant Neoplasms	4,810	22.9	Malignant Neoplasms	5,001	22.2
Cerebrovascular Diseases	1,907	9.1	Cerebrovascular Diseases	2,228	9.9
Pneumonia and Influenza	964	4.6	Pneumonia and Influenza	893	4.0
Chronic Obstr. Pulmonary Dis.	637	3.0	Chronic Obstr. Pulmonary Dis.	804	3.6
Diabetes Mellitus	604	2.9	Injury, Unintentional	715	3.2
Injury, Unintentional	589	2.8	Diabetes Mellitus	622	2.8
Atheroscler. & Other Art. Dis.	496	2.4	Atheroscler. & Other Art. Dis.	453	2.0
WHITE	20,280	100.0	WHITE	21,683	100.0
Heart Disease	7,044	34.7	Heart Disease	6,925	31.9
Malignant Neoplasms	4,639	22.9	Malignant Neoplasms	4,823	22.2
Cerebrovascular Diseases	1,866	9.2	Cerebrovascular Diseases	2,159	10.0
Pneumonia and Influenza	944	4.7	Pneumonia and Influenza	877	4.0
Chronic Obstr. Pulmonary Dis.	623	3.1	Chronic Obstr. Pulmonary Dis.	787	3.6
Diabetes Mellitus	566	2.8	Injury, Unintentional	667	3.1
Injury, Unintentional	553	2.7	Diabetes Mellitus	577	2.7
Atheroscler. & Other Art. Dis.	489	2.4	Atheroscler. & Other Art. Dis.	444	2.0
BLACK	577	100.0	BLACK	694	100.0
Malignant Neoplasms	143	24.8	Heart Disease	181	26.1
Heart Disease	130	22.5	Malignant Neoplasms	147	21.2
Cerebrovascular Diseases	35	6.1	Cerebrovascular Diseases	53	7.6
Diabetes Mellitus	27	4.7	Diabetes Mellitus	37	5.3
Injury, Unintentional	26	4.5	Cond. of Perinatal Period	31	4.5
Cond. of Perinatal Period	21	3.6	Injury, Unintentional	31	4.5
Sudden Infant Death Syndrome	19	3.3	Infectious and Parasitic Diseases.	26	3.7
Homicide	16	2.8	Homicide	24	3.5

Notes: Races other than white and black are included in the "total" category.
 Underlying cause of death is the disease or injury that initiated events resulting in death.
 For the ICD-9 codes used for cause of death groupings, see Technical Notes, page 56.

- Heart disease and malignant neoplasms are the leading causes of death among both white and black females.
- Diabetes accounts for nearly twice the proportion of deaths among black women as among all women.

Cause of Death

Table 14. Deaths by Underlying Cause of Death and County of Residence, 1995

Residence County	Total	Adams	Ashland	Barron	Bayfield	Brown	Buffalo	Burnett	Calumet	Chippewa	Clark
Total, All Causes	45,037	185	218	450	152	1,482	121	179	235	534	323
Male	22,489	105	113	251	89	721	63	95	133	268	173
Female	22,548	80	105	199	63	761	58	84	102	266	150
Tuberculosis	10										
Septicemia	324	1	4	1		5		1	4	2	2
Human Immunodeficiency Virus	221	1		1		10				2	
Other Infectious and Parasitic	196	2		1		6			2	2	1
Malignant Neoplasms	10,562	60	54	91	39	327	38	50	55	137	71
Benign and Uncertain Neoplasms	163	1		1		8			1	2	3
Diabetes Mellitus	1,104	1	7	12	5	20	2	7	11	14	13
Nutritional Deficiencies	126			1	1	4		1			
Anemias	73					2				1	
Meningitis	8			1							
Circulatory Diseases	19,118	73	89	212	65	642	47	57	94	215	138
Heart Disease	14,388	52	66	152	46	508	42	39	75	169	96
Hypertension w/ or w/o Renal	231	2		1	2	3		2			
Cerebrovascular Diseases	3,578	15	19	54	11	114	4	8	10	41	32
Atherosclerosis	292	4	1	1	2	4		3	1		1
Other Arterial Disease	629		3	4	4	13	1	5	8	5	9
Acute Bronchitis and Bronchiol.	10										
Pneumonia and Influenza	1,699	3	8	12	8	64	2	6	7	22	3
Chronic Obstr. Pulmonary Dis.	1,881	11	9	14	5	61	5	8	10	20	17
Ulcer Of Stomach and Duodenum	113		2	1	1	4	1	1		5	
Appendicitis	5										1
Abd. Hernia & Intest. Obstr.	135			2		7		1	1	1	
Chronic Liver Dis. and Cirrhosis	350	2	3	6	3	12	1		5	4	1
Cholelithiasis and Gallbladder	64					1					
Nephritis and Nephrosis	514	3	2	8	2	11	1	2	1	6	1
Infections of the Kidney	11										
Hyperplasia of the Prostate	10										
Complications of Pregnancy	5										
Congenital Anomalies	226	1	1	1	2	9		1		2	4
Conditions of Perinatal Period	221	2	1	1		20			1	6	
Ill-Defined Conditions	206		1	4	1	6		2		1	
Sudden Infant Death Syndrome	85					3				1	
All Other Diseases	4,941	12	24	49	10	184	17	23	24	61	44
Accidents and Adverse Effects	1,823	7	12	27	8	42	5	13	14	22	17
Suicide	622	2	1	3	2	30	1	6	4	8	6
Homicide and Legal Intervent.	242	3		1		3	1			1	1
All Other External Causes	54					4			1		

(continued)

Cause of Death

Table 14. Deaths by Underlying Cause of Death and County of Residence, 1995

Residence County	Columbia	Crawford	Dane	Dodge	Door	Douglas	Dunn	Eau Claire	Florence	Fond du Lac	Forest
Total, All Causes	532	178	2,397	810	311	455	289	664	66	867	109
Male	268	105	1,154	418	157	221	169	330	42	414	62
Female	264	73	1,243	392	154	234	120	334	24	453	47
Tuberculosis			1			1					
Septicemia	5	1	10	6	1		3	13	2	2	
Human Immunodeficiency Virus	3		20	3		1	1	3		1	2
Other Infectious and Parasitic	2		13	3	1	1	2			2	1
Malignant Neoplasms	124	44	580	195	79	111	54	169	19	189	23
Benign and Uncertain Neoplasms	2	1	6	2	1	1		2		3	
Diabetes Mellitus	17	1	65	13	9	18	3	14	1	20	4
Nutritional Deficiencies	4		4	9			1	1		1	1
Anemias	3		3	1						1	
Meningitis											
Circulatory Diseases	220	81	973	360	124	188	145	268	25	388	55
Heart Disease	148	66	720	269	89	142	119	198	18	291	44
Hypertension w/ or w/o Renal	5	2	14	2		3		7		4	
Cerebrovascular Diseases	61	10	196	75	32	35	20	51	7	75	10
Atherosclerosis	1	1	5	3	2	1	1	7		3	1
Other Arterial Disease	5	2	38	11	1	7	5	5		15	
Acute Bronchitis and Bronchiol.											
Pneumonia and Influenza	15		91	29	8	19	9	22	3	15	3
Chronic Obstr. Pulmonary Dis.	31	7	94	35	14	23	6	29	4	32	1
Ulcer Of Stomach and Duodenum	1	1	4	2	2	1		2		3	
Appendicitis			1								
Abd. Hernia & Intest. Obstr.	1	1	9	3	4	1	3			5	
Chronic Liver Dis. and Cirrhosis	5	1	30	2	1	8	1	5	2	4	1
Cholelithiasis and Gallbladder	2		3	1				4			
Nephritis and Nephrosis	9	3	20	15	6	8	1	5	2	11	2
Infections of the Kidney			1			1		1			
Hyperplasia of the Prostate			1								
Complications of Pregnancy											
Congenital Anomalies	1	2	13	3	3	3	2	4	1	4	
Conditions of Perinatal Period	3		16	1	1	1		2		4	
Ill-Defined Conditions	1	1	8	2	1	1	2	4	1	2	
Sudden Infant Death Syndrome			3	1	1			2		1	
All Other Diseases	61	22	296	80	39	45	31	79	6	123	10
Accidents and Adverse Effects	15	7	82	28	12	17	18	23		35	4
Suicide	5	3	40	13	4	4	4	13		20	2
Homicide and Legal Intervent.	1	1	7	2	1	2	3	1		2	
All Other External Causes	1	1	6	2							

(continued)

Cause of Death

Table 14. Deaths by Underlying Cause of Death and County of Residence, 1995

Residence County	Grant	Green	Green Lake	Iowa	Iron	Jackson	Jefferson	Juneau	Kenosha	Kewaunee	La Crosse
Total, All Causes	465	316	248	191	87	187	579	271	1,229	193	869
Male	214	159	120	93	48	96	308	145	631	109	400
Female	251	157	128	98	39	91	271	126	598	84	469
Tuberculosis							1				
Septicemia	1	2				3	8	2	6		9
Human Immunodeficiency Virus	1						3		4		3
Other Infectious and Parasitic	3	1	1	1			1	2	3		3
Malignant Neoplasms	117	68	61	40	26	43	132	59	292	45	186
Benign and Uncertain Neoplasms	1	2		1			2		4	1	4
Diabetes Mellitus	10	11	8	8		2	14	7	44	8	12
Nutritional Deficiencies	2							2	4		1
Anemias							1		2		2
Meningitis											
Circulatory Diseases	197	138	117	85	38	90	250	119	532	99	354
Heart Disease	139	102	88	63	30	65	179	88	414	81	264
Hypertension w/ or w/o Renal	9				1		4	1	5		6
Cerebrovascular Diseases	41	28	25	20	7	21	51	27	82	17	56
Atherosclerosis	1	3		1			7	1	10		12
Other Arterial Disease	7	5	4	1		4	9	2	21	1	16
Acute Bronchitis and Bronchiol.		1							1		1
Pneumonia and Influenza	12	16	13	7	3	7	19	8	43	6	50
Chronic Obstr. Pulmonary Dis.	16	12	8	8	6	7	20	17	63	3	39
Ulcer Of Stomach and Duodenum					1	1	2		3		1
Appendicitis											
Abd. Hernia & Intest. Obstr.	1	1					1	2	5	1	6
Chronic Liver Dis. and Cirrhosis	4	3			1	3	5	2	15		8
Cholelithiasis and Gallbladder	2						1		1		2
Nephritis and Nephrosis	11	3	2	1		3	6	5	18	3	9
Infections of the Kidney	2							1			
Hyperplasia of the Prostate		1					1				
Complications of Pregnancy											
Congenital Anomalies	3			3			3		4	1	4
Conditions of Perinatal Period	2						2	1	7	2	3
Ill-Defined Conditions	3		1	1	1	2	2	1	7		4
Sudden Infant Death Syndrome	1			1			2				3
All Other Diseases	44	34	20	20	6	18	63	28	95	15	126
Accidents and Adverse Effects	26	20	15	8	3	8	35	11	47	5	26
Suicide	6	3	1	7	2		7	3	17	4	15
Homicide and Legal Intervent.	1			1				1	7		
All Other External Causes			1						5		1

(continued)

Cause of Death

Table 14. Deaths by Underlying Cause of Death and County of Residence, 1995

Residence County	Lafayette	Langlade	Lincoln	Manitowoc	Marathon	Marinette	Marquette	Menominee	Milwaukee	Monroe	Oconto
Total, All Causes	147	252	298	819	907	478	141	45	9,200	383	331
Male	72	138	143	434	431	231	77	30	4,492	202	184
Female	75	114	155	385	476	247	64	15	4,708	181	147
Tuberculosis					1				3		1
Septicemia			3	9	6	4			100	1	4
Human Immunodeficiency Virus		1		1	1				114		
Other Infectious and Parasitic	1	3	1	10	5	1	1	1	57	4	1
Malignant Neoplasms	44	72	69	188	207	98	37	12	2,112	81	79
Benign and Uncertain Neoplasms		2		3	4				32	2	1
Diabetes Mellitus	2	3	9	13	32	11	9	4	208	6	8
Nutritional Deficiencies		2		1	1	17			17	1	
Anemias	1		2	2	5				16	1	
Meningitis						1			4		
Circulatory Diseases	52	108	139	326	367	241	53	14	3,846	171	142
Heart Disease	40	83	104	253	270	189	43	11	2,923	130	101
Hypertension w/ or w/o Renal		1		2	14	6			31	4	2
Cerebrovascular Diseases	5	19	26	46	68	31	9	1	727	32	32
Atherosclerosis	5	1	5	5	4	11			55	2	4
Other Arterial Disease	2	4	4	20	11	4	1	2	110	3	3
Acute Bronchitis and Bronchiol.				1					3		1
Pneumonia and Influenza	3	4	15	39	41	19	3	3	338	26	10
Chronic Obstr. Pulmonary Dis.	7	12	9	26	39	15	11		366	20	12
Ulcer Of Stomach and Duodenum	1	2	3	4	3	1	1		20	1	3
Appendicitis					1				1		
Abd. Hernia & Intest. Obstr.			1	3	1				22	1	2
Chronic Liver Dis. and Cirrhosis			2	4	6	3			81	1	2
Cholelithiasis and Gallbladder	1	1		3	1	1			10	1	
Nephritis and Nephrosis	3		2	4	9	7	4		115	4	4
Infections of the Kidney									4		
Hyperplasia of the Prostate									2		
Complications of Pregnancy									4		
Congenital Anomalies	3	2	2	7	4	1			46	1	1
Conditions of Perinatal Period				2	2	2	1		74	2	1
Ill-Defined Conditions	2	1	1	6	6	4	1	2	59	2	
Sudden Infant Death Syndrome					1				35	1	
All Other Diseases	12	26	24	107	106	31	11	3	948	37	32
Accidents and Adverse Effects	12	12	13	49	45	16	7	3	330	17	16
Suicide	2	1	3	9	13	3	1	3	104	2	7
Homicide and Legal Intervent.				1	1	2			153	1	4
All Other External Causes	1			1			1		11		

(continued)

Cause of Death

Table 14. Deaths by Underlying Cause of Death and County of Residence, 1995

Residence County	Oneida	Outagamie	Ozaukee	Pepin	Pierce	Polk	Portage	Price	Racine	Richland	Rock
Total, All Causes	375	1,026	541	72	235	380	438	198	1,534	200	1,268
Male	188	516	273	32	98	186	226	105	788	108	623
Female	187	510	268	40	137	194	212	93	746	92	645
Tuberculosis									1		
Septicemia		9	7		1	1	6	1	11	1	8
Human Immunodeficiency Virus	2	3	1				4		3		5
Other Infectious and Parasitic	2	6	1				1		7		3
Malignant Neoplasms	86	222	150	15	60	96	110	46	356	50	299
Benign and Uncertain Neoplasms	1	3	3				2		12		7
Diabetes Mellitus	9	19	9		9	8	3	2	50	5	39
Nutritional Deficiencies	3	1	1		1	3			9		4
Anemias	1	2	1			1	2		3	1	1
Meningitis											1
Circulatory Diseases	149	411	233	38	92	150	167	87	638	90	506
Heart Disease	108	306	166	29	70	107	121	65	520	71	369
Hypertension w/ or w/o Renal	2	5	3	1	2	2	4		6		16
Cerebrovascular Diseases	27	80	42	7	16	26	33	18	99	15	96
Atherosclerosis	4	3	15		1	4		1	4	1	10
Other Arterial Disease	8	17	7	1	3	11	9	3	9	3	15
Acute Bronchitis and Bronchiol.											
Pneumonia and Influenza	23	44	11	4	8	10	8	7	54	11	70
Chronic Obstr. Pulmonary Dis.	16	52	19	1	12	21	20	10	63	5	66
Ulcer Of Stomach and Duodenum	4	3					3		6		3
Appendicitis											
Abd. Hernia & Intest. Obstr.	4	6	4						7		1
Chronic Liver Dis. and Cirrhosis	1	11	3		2	2		3	10	1	9
Cholelithiasis and Gallbladder	1	1	2	3		1			2		
Nephritis and Nephrosis	4	10	8		1	6	6	8	18	4	11
Infections of the Kidney											
Hyperplasia of the Prostate		1									1
Complications of Pregnancy											
Congenital Anomalies	3	8	4		2	3	2	1	3		7
Conditions of Perinatal Period		3					1	5	12		13
Ill-Defined Conditions	1	7	1	1		3			11		6
Sudden Infant Death Syndrome	1	4				1			6		3
All Other Diseases	45	134	57	7	26	45	63	23	152	22	140
Accidents and Adverse Effects	10	40	21	3	18	18	25	6	73	9	43
Suicide	8	24	4		2	2	8	4	21	1	19
Homicide and Legal Intervent.	1	3	1		1	1	3		10		4
All Other External Causes	1	3				1	1		2		2

(continued)

Cause of Death

Table 14. Deaths by Underlying Cause of Death and County of Residence, 1995

Residence County	Rusk	St. Croix	Sauk	Sawyer	Shawno	Sheboygan	Taylor	Trempealeau	Vernon	Vilas	Walworth
Total, All Causes	183	438	484	194	444	957	191	338	311	254	710
Male	102	226	264	111	215	451	103	177	151	126	324
Female	81	212	220	83	229	506	88	161	160	128	386
Tuberculosis											
Septicemia		1	2		1	4		2	2		12
Human Immunodeficiency Virus		1	2			3		1		1	
Other Infectious and Parasitic		2	2	1	1	2		3			2
Malignant Neoplasms	39	98	104	47	87	226	42	61	60	65	178
Benign and Uncertain Neoplasms	1	2	3			6	2	1			2
Diabetes Mellitus	2	7	10	8	9	36	3	16	5	3	19
Nutritional Deficiencies	5		1	1	2	1					5
Anemias		3							2	1	1
Meningitis											
Circulatory Diseases	77	182	209	70	243	385	88	156	144	115	289
Heart Disease	56	141	152	50	181	286	67	113	112	77	203
Hypertension w/ or w/o Renal	4	5	1	1	1	8	2	1	1	2	6
Cerebrovascular Diseases	11	28	44	18	50	70	10	32	25	19	67
Atherosclerosis	4	2	2		4	5	6	2	2	6	4
Other Arterial Disease	2	6	10	1	7	16	3	8	4	11	9
Acute Bronchitis and Bronchiol.		1									
Pneumonia and Influenza	4	22	27	10	9	33	12	7	23	7	30
Chronic Obstr. Pulmonary Dis.	13	15	32	11	24	37	11	14	13	8	28
Ulcer Of Stomach and Duodenum		1	1		1	1			3		3
Appendicitis											
Abd. Hernia & Intest. Obstr.		1	1	1	1	3			2		
Chronic Liver Dis. and Cirrhosis		1	4	4	3	8	3	2		1	7
Cholelithiasis and Gallbladder	1		1	1	1	3					1
Nephritis and Nephrosis	1	2	6		3	7	2	4	3	3	5
Infections of the Kidney											1
Hyperplasia of the Prostate		1	1								1
Complications of Pregnancy			1								
Congenital Anomalies	1	5	2		1	5		2	2	1	5
Conditions of Perinatal Period	1	1	2		2	2		1	1		2
Ill-Defined Conditions			1		1	2	2	2	1		4
Sudden Infant Death Syndrome					1	1	1	1	1		2
All Other Diseases	18	69	40	20	32	129	16	47	26	30	81
Accidents and Adverse Effects	15	17	21	14	18	52	8	15	13	16	24
Suicide	3	5	11	4	5	10	1	4	10	3	8
Homicide and Legal Intervent.	2	1		2		1	1		1		1
All Other External Causes						1					1

(continued)

Cause of Death

Table 14. Deaths by Underlying Cause of Death and County of Residence, 1995

Residence County	Washburn	Washington	Waukesha	Waupaca	Waushara	Winnebago	Wood
Total. All Causes	194	687	2,316	658	242	1,271	704
Male	102	336	1,113	349	109	612	366
Female	92	351	1,203	309	133	659	338
Tuberculosis			1				
Septicemia	3	2	15	2	1	7	4
Human Immunodeficiency Virus		2	7			4	4
Other Infectious and Parasitic	1	3	9	3	2	1	2
Malignant Neoplasms	51	182	583	151	55	305	161
Benign and Uncertain Neoplasms	2	4	6	3	2	2	5
Diabetes Mellitus	5	18	64	14	5	22	19
Nutritional Deficiencies	2	1	4	2		1	3
Anemias		1	4	1		4	1
Meningitis						1	
Circulatory Diseases	90	295	1,037	282	109	558	291
Heart Disease	64	219	786	204	90	416	230
Hypertension w/ or w/o Renal		1	12	8		2	2
Cerebrovascular Diseases	17	57	200	49	15	111	45
Atherosclerosis	1	11	13	9		4	5
Other Arterial Disease	8	7	26	12	4	25	9
Acute Bronchitis and Bronchiol.			1				
Pneumonia and Influenza	5	14	111	36	8	36	21
Chronic Obstr. Pulmonary Dis.	5	25	79	33	13	58	25
Ulcer Of Stomach and Duodenum			3	1		1	1
Appendicitis			1				
Abd. Hernia & Intest. Obstr.		2	8	2		4	2
Chronic Liver Dis. and Cirrhosis	3	4	15	1		15	
Cholelithiasis and Gallbladder		4	2	1		3	1
Nephritis and Nephrosis	2	6	21	8	3	20	10
Infections of the Kidney							
Hyperplasia of the Prostate							
Complications of Pregnancy							
Congenital Anomalies		3	9	3	1	6	5
Conditions of Perinatal Period		2	6	1	2	4	
Ill-Defined Conditions		1	6	2	1	7	2
Sudden Infant Death Syndrome			4	1		1	1
All Other Diseases	17	78	228	79	24	145	102
Accidents and Adverse Effects	8	26	60	24	13	44	37
Suicide		14	28	8	3	21	7
Homicide and Legal Intervent.			4	1			1
All Other External Causes			4			2	

Note: For the ICD-9 codes used for cause of death groupings, see Technical Notes, page 57.

Table 15. Deaths by Specific Underlying Cause, 1995

<u>Cause</u>	<u>Total</u>	<u>Male</u>	<u>Female</u>
TOTAL DEATHS	45,037	22,489	22,548
I. Infectious and Parasitic Diseases (001-139)	751	423	328
Intestinal Infectious Diseases (001-009)	17	9	8
003 Other Salmonella Infections.....	1	1	
007 Other Protozoal Intestinal Diseases.....	1	1	
008 Intestinal Infections Due to Other Organisms.....	12	4	8
009 Ill-Defined Intestinal Infections.....	3	3	
Tuberculosis (010-018)	10	2	8
011 Pulmonary Tuberculosis.....	9	1	8
015 Tuberculosis of Bones and Joints.....	1	1	
Other Bacterial Diseases (030-041)	347	147	200
031 Mycobacteria.....	6	6	
036 Meningococcal Infections.....	2	2	
038 Septicemia.....	324	133	191
039 Actinomycotic Infections.....	2	1	1
040 Other Bacterial Diseases.....	5	3	2
041 Bacterial Infection Classified Elsewhere and of Unspecified Site.....	8	2	6
Human Immunodeficiency Virus Infection (042-044)	221	192	29
042 Human Immun. with Specified Conditions.....	212	185	27
043 Human Immun. Causing Other Specified Conditions.....	3	2	1
044 Other Human Immun. Virus Infection.....	6	5	1
Diseases Attributable to Viruses (045-079)	59	31	28
046 Slow Virus Infections of Central Nervous System.....	4	4	
049 Other Non-Arthropod-Borne Viral Diseases of Cent. Nervous System.....	3	1	2
052 Chickenpox.....	4	1	3
053 Herpes Zoster.....	2	1	1
054 Herpes Simplex.....	5	2	3
070 Viral Hepatitis.....	24	14	10
074 Specific Diseases Due to Coxsackie Virus.....	4	1	3
075 Infectious Mononucleosis.....	1	1	
078 Other Diseases Due to Viruses and Chlamydia.....	3	3	
079 Viral Infection Classified Elsewhere and of Unspecified Site.....	9	3	6
Syphilis and Other Venereal Diseases (090-099)	1	1	
094 Neurosyphilis.....	1	1	
Mycoses (110-118)	52	28	24
112 Candidiasis.....	18	9	9
115 Histoplasmosis.....	2	1	1
116 Blastomycotic Infection.....	4	3	1
117 Other Mycoses.....	28	15	13
Helminthiases (120-129)	1	1	
129 Intestinal Parasitism, Unspecified.....	1	1	
Other Infectious and Parasitic Diseases (130-136)	38	12	26
135 Sarcoidosis.....	15	6	9
136 Other and Unspecified Infectious and Parasitic Diseases.....	23	6	17
Late Effects of Infectious and Parasitic Diseases (137-139)	5		5
137 Late Effects of Tuberculosis.....	1		1
138 Late Effects of Acute Poliomyelitis.....	4		4

(continued)

Cause of Death

Table 15. Deaths by Specific Underlying Cause, 1995

<u>Cause</u>	<u>Total</u>	<u>Male</u>	<u>Female</u>
II. Neoplasms (140-239)	10,725	5,622	5,103
Malignant Neoplasms of Lip, Oral Cavity and Pharynx (140-149)	142	89	53
140 Lip	1	1	
141 Tongue.....	21	17	4
142 Major Salivary Glands	18	10	8
143 Gum.....	2	1	1
144 Floor of Mouth.....	2	1	1
145 Other and Unspecified Parts of Mouth.....	27	11	16
146 Oropharynx.....	27	16	11
147 Nasopharynx.....	9	6	3
148 Hypopharynx	5	4	1
149 Other and Ill-Defined Sites Within the Lip, Oral Cavity and Pharynx.....	30	22	8
Malignant Neoplasms of Digestive Organs and Peritoneum (150-159)	2,596	1,383	1,213
150 Esophagus.....	233	183	50
151 Stomach.....	226	137	89
152 Small Intestine, Including Duodenum	30	21	9
153 Colon	999	480	519
154 Rectum, Rectosigmoid Junction and Anus	183	104	79
155 Liver and Intrahepatic Bile Ducts	204	123	81
156 Gallbladder and Extrahepatic Bile Ducts	109	42	67
157 Pancreas	570	275	295
158 Retroperitoneum and Peritoneum.....	19	7	12
159 Ill-Defined Sites Within the Digestive Organs and Peritoneum.....	23	11	12
Malignant Neoplasms of Respiratory & Intrathoracic Organs (160-165)	2,645	1,642	1,003
160 Nasal Cavities, Middle Ear and Accessory Sinuses.....	10	5	5
161 Larynx	62	50	12
162 Trachea, Bronchus and Lung	2,554	1,575	979
163 Pleura	12	8	4
164 Thymus, Heart and Mediastinum.....	7	4	3
Malignant Neoplasms of Bone, Connective Tissue, Skin and Breast (170-175)	1,170	177	993
170 Bone and Articular Cartilage.....	20	11	9
171 Connective and Other Soft Tissue.....	85	42	43
172 Melanoma of the Skin.....	140	89	51
173 Other Malignant Neoplasm of Skin	41	27	14
174 Female Breast.....	876		876
175 Male Breast	8	8	
Malignant Neoplasms of Genitourinary Organs (179-189)	1,793	1,101	692
179 Uterus, Part Unspecified.....	64		64
180 Cervix Uteri.....	67		67
182 Body of Uterus.....	81		81
183 Ovary and Other Uterine Adnexa	277		277
184 Other and Unspecified Female Genital Organs.....	27		27
185 Prostate.....	757	757	
186 Testis	8	8	
187 Penis and Other Male Genital Organs	5	5	
188 Bladder	259	188	71
189 Kidney and Other and Unspecified Urinary Organs	248	143	105

(continued)

Table 15. Deaths by Specific Underlying Cause, 1995

<u>Cause</u>	<u>Total</u>	<u>Male</u>	<u>Female</u>
Malignant Neoplasms of Other and Unspecified Sites (190-195, 199)	1,083	590	493
190 Eye	7	3	4
191 Brain.....	248	136	112
192 Other and Unspecified Parts of Nervous System	6	4	2
193 Thyroid Gland	15	7	8
194 Other Endocrine Glands and Related Structures.....	16	9	7
195 Other and Ill-Defined Sites.....	75	36	39
199 Neoplasm without Specification of Site	716	395	321
Malignant Neoplasms of Lymphatic and Hematopoietic Tissue (200-208)	1,133	579	554
200 Lymphosarcoma and Reticulosarcoma.....	24	8	16
201 Hodgkin's Disease	27	15	12
202 Other Malignant Neoplasm of Lymphoid and Histiocytic Tissue	450	228	222
203 Multiple Myeloma and Immunoproliferative Neoplasms.....	202	103	99
204 Lymphoid Leukemia	139	77	62
205 Myeloid Leukemia.....	161	87	74
206 Monocytic Leukemia	2	1	1
207 Other Specified Leukemia	3	2	1
208 Leukemia of Unspecified Cell Type.....	125	58	67
Benign Neoplasms (210-229)	30	16	14
211 Benign Neoplasms of Other Parts of Digestive System	3	3	
212 Benign Neoplasm of Respiratory and Intrathoracic Organs.....	3	1	2
213 Benign Neoplasm of Bone and Articular Cartilage.....	1	1	
220 Benign Neoplasm of Ovary	1		1
225 Benign Neoplasm of Brain and Other Parts of Nervous System.....	22	11	11
Neoplasms of Uncertain Behavior and In-situ Neoplasms (233-238)	36	14	22
235 Neoplasm of Uncert. Behavior of Resp. and Dig. Systems	4	1	3
237 Neoplasm of Uncert. Behav. of Endocr. Glands and Nervous System.....	6	2	4
238 Neoplasm of Uncert. Behav. of Other and Unspec. Sites and Tissues	26	11	15
Neoplasms of Unspecified Nature (239)	97	31	66
239 Neoplasm of Unspecified Nature	97	31	66
III. Endocrine, Nutritional & Metabolic Dis. and Immunity Disord. (240-279)	1,548	653	895
Disorders of Thyroid Gland (240-246)	15	7	8
242 Thyrotoxicosis with or without Goiter	4	3	1
244 Acquired Hypothyroidism	10	4	6
246 Other Disorders of Thyroid.....	1		1
Diseases of Other Endocrine Glands (250-259)	1,120	492	628
250 Diabetes Mellitus.....	1,104	482	622
251 Other Disorders of Pancreatic Internal Secretion.....	4	1	3
253 Disorders of the Pituitary Gland and Its Hypothalamic Control.....	8	5	3
259 Other Endocrine Disorders	4	4	
Nutritional Deficiencies (260-269)	126	25	101
261 Nutritional Marasmus.....	6	3	3
263 Other and Unspecified Protein-Calorie Malnutrition.....	117	22	95
269 Other Nutritional Deficiencies.....	3		3
Other Metabolic Disorders and Immunity Disorders (270-279)	287	129	158
270 Disorders of Amino-Acid Transport and Metabolism.....	4	3	1
271 Disorders of Carbohydrate Transport and Metabolism.....	2	2	

(continued)

Table 15. Deaths by Specific Underlying Cause, 1995

<u>Cause</u>	<u>Total</u>	<u>Male</u>	<u>Female</u>
272 Disorders of Lipoid Metabolism.....	52	28	24
273 Disorders of Plasma Protein Metabolism.....	13	6	7
274 Gout.....	2	1	1
275 Disorders of Mineral Metabolism.....	8	8	
276 Disorders of Fluid, Electrolyte and Acid-Base Balance.....	126	43	83
277 Other and Unspecified Disorders of Metabolism.....	29	15	14
278 Obesity and Other Hyperalimentation	44	20	24
279 Disorders Involving the Immune Mechanism.....	7	3	4
IV. Diseases of Blood and Blood-Forming Organs (280-289)	178	74	104
280 Iron Deficiency Anemias	4	1	3
281 Other Deficiency Anemias.....	4		4
282 Hereditary Hemolytic Anemias	7	2	5
283 Acquired Hemolytic Anemias.....	1		1
284 Aplastic Anemia	30	10	20
285 Other and Unspecified Anemias	27	8	19
286 Coagulation Defects	11	5	6
287 Purpura and Other Hemorrhagic Conditions.....	15	7	8
288 Diseases of White Blood Cells	9	4	5
289 Other Diseases of Blood and Blood-Forming Organs.....	70	37	33
V. Mental Disorders (290-319)	1,251	505	746
Organic Psychotic Conditions (290-294)	615	206	409
290 Senile and Presenile Organic Psychotic Conditions.....	596	192	404
291 Alcoholic Psychoses	15	12	3
292 Drug Withdrawal Syndrome.....	1	1	
294 Other Organic Psychotic Conditions (Chronic)	3	1	2
Other Psychoses (295-299)	335	129	206
295 Schizophrenic Psychoses	16	6	10
297 Paranoid States	1		1
298 Other Non-Organic Psychoses.....	318	123	195
Neurotic, Personality and Other Nonpsychotic Mental Disorders (300-316)	291	163	128
300 Neurotic Disorders	2	2	
301 Psychoinfantile Personality.....	1		1
303 Alcohol Dependence Syndrome	133	106	27
304 Drug Dependence	2	1	1
305 Nondependent Abuse of Drugs	32	22	10
307 Special Symptoms or Syndromes Not Elsewhere Classified.....	6	3	3
310 Specific Nonpsychotic Mental Disorder After Organic Brain Damage	96	22	74
311 Depressive Disorder, Not Elsewhere Classified	19	7	12
Mental Retardation (317-319)	10	7	3
318 Other Specified Mental Retardation	1	1	
319 Unspecified Mental Retardation	9	6	3
VI. Diseases of the Nervous System and Sense Organs (320-389)	1,207	502	705
Inflammatory Diseases of the Central Nervous System (320-326)	16	9	7
320 Bacterial Meningitis	5	4	1
322 Meningitis of Unspecified Cause	3	2	1
323 Encephalitis, Myelitis and Encephalomyelitis.....	6	2	4
324 Intracranial and Intraspinal Abscess.....	1		1
325 Phlebitis and Thrombophlebitis of Intracranial Venous Sinuses	1	1	

(continued)

Table 15. Deaths by Specific Underlying Cause, 1995

<u>Cause</u>	<u>Total</u>	<u>Male</u>	<u>Female</u>
Hereditary & Degenerative Diseases of Central Nervous System (330-337)	940	378	562
330 Cerebral Degenerations Usually Manifest in Childhood.....	2	1	1
331 Other Cerebral Degenerations	541	175	366
332 Parkinson's Disease	263	140	123
333 Other Extrapyrarnidal Disease and Abnormal Movement Disorders	34	14	20
334 Spinocerebellar Disease.....	5	1	4
335 Anterior Horn Cell Disease	92	45	47
336 Other Diseases of Spinal Cord.....	3	2	1
Other Disorders of the Central Nervous System (340-349)	188	81	107
340 Multiple Sclerosis.....	57	19	38
341 Other Demyelinating Diseases of Central Nervous System.....	3	2	1
342 Hemiplegia	2		2
343 Infantile Cerebral Palsy.....	15	10	5
344 Other Paralytic Syndromes	14	7	7
345 Epilepsy.....	27	11	16
348 Other Conditions of Brain.....	53	23	30
349 Other and Unspecified Disorders of the Nervous System	17	9	8
Disorders of the Peripheral Nervous System (350-359)	61	32	29
355 Mononeuritis of Lower Limb.....	4	2	2
356 Hereditary and Idiopathic Peripheral Neuropathy.....	20	9	11
357 Inflammatory and Toxic Neuropathy	1		1
358 Myoneural Disorders	7	2	5
359 Muscular Dystrophies and Other Myopathies.....	29	19	10
Disorders of the Eye and Adnexa (360-379)	1	1	
369 Blindness and Low Vision.....	1	1	
Diseases of the Ear and Mastoid Process (380-389)	1	1	
382 Suppurative and Unspecific Membrane	1	1	
VII. Diseases of the Circulatory System (390-459)	19,186	9,188	9,998
Acute Rheumatic Fever (390-392)	3		3
391 Rheumatic Fever with Heart Involvement.....	3		3
Chronic Rheumatic Heart Disease (393-398)	103	35	68
394 Diseases of Mitral Valve	49	17	32
395 Diseases of Aortic Valve	3	2	1
396 Diseases of Mitral and Aortic Valves.....	21	6	15
397 Diseases of Other Endocardial Structures.....	9	2	7
398 Other Rheumatic Heart Disease	21	8	13
Hypertensive Disease (401-404)	651	247	404
401 Essential Hypertension	134	53	81
402 Hypertensive Heart Disease	385	140	245
403 Hypertensive Renal Disease	97	44	53
404 Hypertensive Heart and Renal Disease.....	35	10	25
Ischemic Heart Disease (410-414)	9,544	5,031	4,513
410 Acute Myocardial Infarction.....	4,620	2,528	2,092
411 Other Acute and Subacute Forms of Ischemic Heart Disease	8	4	4
412 Old Myocardial Infarction	13	7	6
413 Angina Pectoris	21	7	14
414 Other Forms of Chronic Ischemic Heart Disease.....	4,882	2,485	2,397

(continued)

Cause of Death

Table 15. Deaths by Specific Underlying Cause, 1995

Cause	Total	Male	Female
Diseases Of Pulmonary Circulation (415-417)	283	139	144
415 Acute Pulmonary Heart Disease	238	115	123
416 Chronic Pulmonary Heart Disease.....	45	24	21
Other Forms of Heart Disease (420-429)	4,030	1,886	2,144
421 Acute and Subacute Endocarditis	17	11	6
422 Acute Myocarditis	7	5	2
423 Other Diseases of Pericardium	12	6	6
424 Other Diseases of Endocardium.....	378	161	217
425 Cardiomyopathy	521	320	201
426 Conduction Disorders	17	10	7
427 Cardiac Dysrhythmias	670	305	365
428 Heart Failure	1,303	509	794
429 Ill-Defined Descriptions and Complications of Heart Disease.....	1,105	559	546
Cerebrovascular Disease (430-438)	3,578	1,350	2,228
430 Subarachnoid Hemorrhage	132	39	93
431 Intracerebral Hemorrhage.....	361	148	213
432 Other and Unspecified Intracranial Hemorrhage	64	35	29
433 Occlusion and Stenosis of Precerebral Arteries	24	13	11
434 Occlusion of Cerebral Arteries	276	100	176
435 Transient Cerebral Ischemia	12	3	9
436 Acute but Ill-Defined Cerebrovascular Disease.....	2,191	791	1,400
437 Other and Ill-Defined Cerebrovascular Disease	238	85	153
438 Late Effects of Cerebrovascular Disease	280	136	144
Diseases of Arteries, Arterioles and Capillaries (440-448)	921	468	453
440 Arteriosclerosis.....	292	115	177
441 Aortic Aneurysm	380	237	143
442 Other Aneurysm	18	15	3
443 Other Peripheral Vascular Disease.....	162	71	91
444 Arterial Embolism and Thrombosis.....	31	12	19
446 Polyarteritis Nodosa and Allied Conditions.....	17	5	12
447 Other Disorders of Arteries and Arterioles.....	20	13	7
448 Diseases of Capillaries	1		1
Diseases of Veins, Lymphatics & Other Circulatory System Disease(451-459)	73	32	41
451 Phlebitis and Thrombophlebitis	15	4	11
452 Portal Vein Thrombosis.....	1		1
453 Other Venous Embolism and Thrombosis.....	10	6	4
454 Varicose Veins of Lower Extremities	3	1	2
456 Varicose Veins of Other Sites.....	3	2	1
457 Noninfective Disorders of Lymphatic Channels	1		1
458 Hypotension.....	11	9	2
459 Other Disorders of Circulatory System.....	29	10	19
VIII. Diseases of the Respiratory System (460-519)	4,169	2,193	1,976
Acute Respiratory Infections (460-466)	16	6	10
464 Acute Laryngitis and Tracheitis.....	1	1	
465 Acute Upper Resp. Infections of Multiple or Unspecified Site.....	5	1	4
466 Acute Bronchitis and Bronchiolitis	10	4	6

(continued)

Table 15. Deaths by Specific Underlying Cause, 1995

<u>Cause</u>	<u>Total</u>	<u>Male</u>	<u>Female</u>
Other Diseases of Upper Respiratory Tract (470-478)	5	3	2
473 Chronic Sinusitis.....	3	1	2
478 Other Diseases of Upper Respiratory Tract	2	2	
Pneumonia and Influenza (480-487)	1,699	806	893
480 Viral Pneumonia	6	2	4
481 Pneumococcal Pneumonia.....	38	19	19
482 Other Bacterial Pneumonia.....	42	27	15
483 Pneumonia Due to Other Specified Organism.....	2	2	
485 Bronchopneumonia, Organism Unspecified.....	80	40	40
486 Pneumonia, Organism Unspecified.....	1,515	709	806
487 Influenza.....	16	7	9
Chronic Obstructive Pulmonary Disease and Allied Conditions (490-496)	1,881	1,077	804
490 Bronchitis, Not Specified as Acute or Chronic	7	5	2
491 Chronic Bronchitis.....	45	31	14
492 Emphysema	321	186	135
493 Asthma	99	44	55
494 Bronchiectasis	15	5	10
495 Extrinsic Allergic Alveolitis	1	1	
496 Chronic Airways Obstruction, Not Elsewhere Classified	1,393	805	588
Pneumoconioses and Other Lung Diseases Due to External Agents (500-508)	218	121	97
501 Asbestosis.....	1	1	
502 Pneumoconiosis Due to Other Silica or Silicates	8	8	
506 Respiratory Conditions Due to Chemical Fumes and Vapors	1	1	
507 Pneumonitis Due to Solids and Liquids	208	111	97
Other Diseases of Respiratory System (510-519)	350	180	170
510 Empyema.....	6	3	3
511 Pleurisy.....	11	8	3
512 Pneumothorax.....	3	2	1
513 Abscess of Lung and Mediastinum	2	2	
514 Pulmonary Congestion and Hypostasis	14	6	8
515 Postinflammatory Pulmonary Fibrosis	184	97	87
516 Other Alveolar and Parietoalveolar Pneumopathy	22	15	7
518 Other Diseases of Lung	86	36	50
519 Other Diseases of Respiratory System.....	22	11	11
IX. Diseases of the Digestive System (520-579)	1,476	694	782
Diseases of Oral Cavity, Salivary Glands and Jaws (520-529)	3	2	1
522 Diseases of Pulp and Periapical Tissues	1	1	
523 Gingival and Periodontal Diseases	1		1
525 Other Diseases and Conditions of the Teeth and Supporting Structures.....	1	1	
Diseases of Esophagus, Stomach and Duodenum (530-537)	182	90	92
530 Diseases of Esophagus.....	52	33	19
531 Gastric Ulcer	29	12	17
532 Duodenal Ulcer.....	33	16	17
533 Peptic Ulcer, Site Unspecified	51	22	29
534 Gastrojejunal Ulcer.....	3	2	1
535 Gastritis and Duodenitis	5	2	3
536 Disorders of Function of Stomach.....	2		2
537 Other Disorders of Stomach and Duodenum.....	7	3	4

(continued)

Cause of Death

Table 15. Deaths by Specific Underlying Cause, 1995

<u>Cause</u>	<u>Total</u>	<u>Male</u>	<u>Female</u>
Appendicitis (540-543)	5	2	3
540 Acute Appendicitis	5	2	3
Hernia of Abdominal Cavity (550-553)	23	7	16
550 Inguinal Hernia.....	5	3	2
551 Other Hernia of Abdominal Cavity, with Gangrene	2	1	1
552 Other Abdom. Cav. Hernia, w/ Obstruction w/o Mention of Gangrene.....	5		5
553 Other Abdom. Cav. Herina, w/o Mention of Obstruction or Gangrene.....	11	3	8
Noninfective Enteritis and Colitis (555-558)	216	82	134
555 Regional Enteritis	10	4	6
556 Idiopathic Proctocolitis	3	3	
557 Vascular Insufficiency of Intestine.....	168	60	108
558 Other Noninfective Gastroenteritis and Colitis.....	35	15	20
Other Diseases of Intestines and Peritoneum (560-569)	265	97	168
560 Intestinal Obstruction without Mention of Hernia	112	41	71
562 Diverticula of Intestine	56	22	34
564 Functional Digestive Disorders, Not Elsewhere Classified.....	6	4	2
565 Anal Fissure and Fistula	2		2
566 Abscess of Anal and Rectal Regions	2	1	1
567 Peritonitis	30	10	20
568 Other Disorders of Peritoneum	5	2	3
569 Other Disorders of Intestine.....	52	17	35
Other Diseases of Digestive System (570-579)	782	414	368
570 Acute and Subacute Necrosis of Liver.....	11	2	9
571 Chronic Liver Disease and Cirrhosis	350	214	136
572 Liver Abscess and Sequelae of Chronic Liver Disease.....	72	45	27
573 Other Disorders of Liver.....	26	12	14
574 Cholelithiasis	31	10	21
575 Other Disorders of Gallbladder	33	14	19
576 Other Disorders of Biliary Tract.....	11	5	6
577 Diseases of Pancreas	55	24	31
578 Gastrointestinal Hemorrhage	191	86	105
579 Intestinal Malabsorption.....	2	2	
X. Diseases of the Genitourinary System (580-629)	888	373	515
Nephritis, Nephrotic Syndrome and Nephrosis (580-589)	514	244	270
580 Acute Glomerulonephritis.....	3	3	
581 Nephrotic Syndrome	3	2	1
582 Chronic Glomerulonephritis.....	16	9	7
583 Nephritis and Nephropathy, Not Specified as Acute or Chronic.....	4	4	
584 Acute Renal Failure.....	73	35	38
585 Chronic Renal Failure.....	141	61	80
586 Renal Failure, Unspecified	272	128	144
587 Renal Sclerosis, Unspecified	2	2	
Other Diseases of Urinary System (590-599)	353	118	235
590 Infections of Kidney	11	2	9
591 Hydronephrosis.....	1		1
592 Calculus of Kidney and Ureter	4	1	3
593 Other Disorders of Kidney and Ureter.....	53	24	29

(continued)

Table 15. Deaths by Specific Underlying Cause, 1995

<u>Cause</u>	<u>Total</u>	<u>Male</u>	<u>Female</u>
595 Cystitis.....	3		3
598 Urethral Stricture.....	1	1	
599 Other Disorders of Urethra and Urinary Tract.....	280	90	190
Diseases of Male Genital Organs (600-608)	11	11	
600 Hyperplasia of Prostate.....	10	10	
608 Other Disorders of Male Genital Organs.....	1	1	
Disorders of Breast (610-611)	2		2
611 Other Disorders of Breast.....	2		2
Inflammatory Disease of Female Pelvic Organs (614-616)	5		5
614 Inflam. Dis. of Ovary, Fallop. Tube, Pelvic Cell Tiss. and Periton.....	5		5
Other Disorders of Female Genital Tract (617-629)	3		3
619 Fistulae Involving Female Genital Tract.....	1		1
620 Noninflammatory Disorders of Ovary, Fallopian Tube and Broad Ligament	1		1
623 Noninflammatory Disorders of Vagina.....	1		1
XI. Complications of Pregnancy, Childbirth and the Puerperium (630-676)	5		5
Pregnancy with Abortive Outcome (630-639)	2		2
633 Ectopic Pregnancy.....	1		1
635 Legally Induced Abortion.....	1		1
Complications Mainly Related to Pregnancy (640-648)	1		1
647 Infective and Parasitic Conditions	1		1
Complications Occurring Mainly in the Course of Labor & Deliv. (660-669)	1		1
666 Postpartum Hemorrhage	1		1
Complications of the Puerperium (670-676)	1		1
673 Obstetrical Pulmonary Embolism.....	1		1
XII. Diseases of the Skin and Subcutaneous Tissue (680-709)	61	25	36
Infections of Skin and Subcutaneous Tissue (680-686)	17	9	8
682 Other Cellulitis and Abscess.....	12	4	8
685 Pilonidal Cyst	1	1	
686 Other Local Infections of Skin and Subcutaneous Tissue	4	4	
Other Inflammatory Conditions of Skin and Subcutaneous Tissue (690-698)	18	6	12
692 Contact Dermatitis and Other Eczema.....	2	1	1
694 Bullous Dermatoses.....	6		6
695 Erythematous Conditions.....	10	5	5
Other Diseases of Skin and Subcutaneous Tissue (700-709)	26	10	16
707 Chronic Ulcer of Skin.....	26	10	16
XIII. Diseases of the Musculoskeletal System and Conn. Tissue (710-739)	193	50	143
Arthropathies and Related Disorders (710-719)	123	32	91
710 Diffuse Diseases of Connective Tissue.....	46	10	36
711 Arthropathy Associated with Infections.....	4	2	2
714 Rheumatoid Arthritis and Other Inflammatory Polyarthropathies.....	50	13	37
715 Osteoarthritis and Allied Disorders.....	17	6	11
716 Other and Unspecified Arthropathies.....	5	1	4
718 Other Derangement of Joint.....	1		1
Dorsopathies (720-724)	4	2	2
720 Ankylosing Spondylitis and Other Inflammatory Spondylopathies	1	1	
721 Spondylosis and Allied Disorders	1		1
723 Other Disorders of Cervical Region	1	1	
724 Other and Unspecified Disorders of Back.....	1		1

(continued)

Cause of Death

Table 15. Deaths by Specific Underlying Cause, 1995

<u>Cause</u>	<u>Total</u>	<u>Male</u>	<u>Female</u>
Rheumatism, Excluding the Back (725-729)	11	3	8
725 Polymyalgia Rheumatica	2	1	1
728 Disorders of Muscle, Ligament and Fascia.....	4		4
729 Other Disorders of Soft Tissues.....	5	2	3
Osteopathies, Chondropathies & Acquired Musculoskel. Deform. (730-739)	55	13	42
730 Osteomyelitis, Periostitis and Other Infections Involving Bone.....	15	7	8
731 Osteitis Deformans and Osteopathies Assoc. w/ Other Disorders	3	1	2
733 Other Disorders of Bone and Cartilage.....	29	5	24
737 Curvature of Spine.....	8		8
XIV. Congenital Anomalies (740-759)	226	126	100
740 Anencephalus and Similar Anomalies.....	3	1	2
741 Spina Bifida.....	4	2	2
742 Other Congenital Anomalies of Nervous System.....	44	28	16
745 Bulbus Cordis and Cardiac Septal Closure Anomalies	25	12	13
746 Other Congenital Anomalies of Heart.....	48	33	15
747 Other Congenital Anomalies of Circulatory System	14	8	6
748 Congenital Anomalies of Respiratory System.....	13	9	4
751 Other Congenital Anomalies of Digestive System	4	2	2
753 Congenital Anomalies of Urinary System.....	13	5	8
756 Other Congenital Musculoskeletal Anomalies	5	4	1
757 Congenital Anomalies of the Integument	2	1	1
758 Chromosomal Anomalies.....	33	13	20
759 Other and Unspecified Congenital Anomalies	18	8	10
XV. Certain Conditions Originating in the Perinatal Period (760-779)	220	125	95
760 Fetus/Newborn Affected by Possible Unrelated Mat. Cond. of Preg.	8	5	3
761 Fetus/Newborn Affected by Maternal Complications of Pregnancy	19	9	10
762 Fetus/Newborn Affected by Comps. of Placenta, Cord and Membranes	9	2	7
765 Disorders Relating to Short Gestation and Unspec. Low Birthweight	91	54	37
767 Birth Trauma	9	5	4
768 Intrauterine Hypoxia and Birth Asphyxia	8	5	3
769 Respiratory Distress Syndrome.....	23	15	8
770 Other Respiratory Conditions of Fetus and Newborn	20	13	7
771 Infections Specific to the Perinatal Period	13	10	3
772 Fetal and Neonatal Hemorrhage	1	1	
775 Endocrine/Metabolic Disturbances Specific to Fetus/Newborn.....	1		1
776 Haematological Disorders of Fetus and Newborn	1	1	
777 Perinatal Disorders of Digestive System.....	6	1	5
779 Other and Ill-Defined Conditions Originating in Perinatal Period	11	4	7
XVI. Symptoms, Signs and Ill-Defined Conditions (780-799)	205	102	103
Symptoms (780-789)	47	25	22
780 General Symptoms.....	14	10	4
781 Symptoms Involving Nervous and Musculoskeletal Systems.....	1		1
783 Symptoms Involving Nutrition, Metabolism and Development.....	2		2
785 Symptoms Involving Cardiovascular System.....	21	10	11
786 Symptoms Involving Respiratory System and Other Chest Symptoms.....	8	4	4
788 Symptoms Involving Urinary System.....	1	1	

(continued)

Table 15. Deaths by Specific Underlying Cause, 1995

<u>Cause</u>	<u>Total</u>	<u>Male</u>	<u>Female</u>
Nonspecific Abnormal Findings (790-796)	1		1
790 Nonspecific Findings on Examination of Blood.....	1		1
Ill-Defined and Unknown Causes of Morbidity and Mortality (797-799)	157	77	80
797 Senility without Mention of Psychosis.....	2	2	
798 Sudden Death, Cause Unknown.....	86	47	39
799 Other Ill-Defined and Unknown Causes of Morbidity and Mortality.....	69	28	41
XVII. Supplementary Classif. of Ext. Causes of Injury & Poisoning (800-999)	2,748	1,834	914
Railway Accidents (800-807)	3	2	1
805 Hit by Rolling Stock.....	3	2	1
Motor Vehicle Traffic Accidents (810-819)	736	467	269
810 Motor Vehicle Traffic Accident Involving Collision with Train.....	9	7	2
812 Other Motor Vehicle Traffic Acc. Involv. Collis. w/Motor Vehicle.....	324	182	142
813 Motor Vehicle Traffic Accident Involv. Collision w/Other Vehicle.....	16	12	4
814 Motor Vehicle Traffic Accident Involving Collision w/Pedestrian.....	64	41	23
815 Other Motor Vehicle Traffic Acc. Involving Collision on Highway.....	72	57	15
816 Motor Vehic. Traffic Acc. Due to Control Loss w/o Highway Coll.....	134	98	36
818 Other Non-Collision Motor Vehicle Traffic Accident.....	38	26	12
819 Motor Vehicle Traffic Accident of Unspecified Nature.....	79	44	35
Motor Vehicle Nontraffic Accidents (820-825)	42	34	8
820 Nontraffic Accident Involving Motor-Driven Snow Vehicle.....	20	20	
821 Nontraffic Accident Involving Other Off-Road Motor Vehicle.....	6	5	1
822 Other Motor Vehicle Nontraf. Acc. Involv. Coll. w/ Moving Object.....	10	5	5
823 Other Motor Vehic. Nontraf. Acc. Invol. Coll. w/ Stationary Obj.....	3	2	1
825 Other Motor Vehic. Nontraf. Acc. of Other and Unspec. Nature.....	3	2	1
Other Road Vehicle Accidents (826-829)	3	2	1
826 Pedal Cycle Accident.....	2	1	1
827 Animal-Drawn Vehicle Accidents.....	1	1	
Water Transport Accidents (830-838)	12	11	1
830 Accident to Watercraft Causing Submersion.....	4	4	
831 Accident to Watercraft Causing Other Injury.....	1	1	
832 Other Accidental Submersion or Drowning in Water Transport Accid.....	4	4	
838 Other and Unspecified Water Transport Accident.....	3	2	1
Air And Space Transport Accidents (840-845)	14	13	1
841 Accident to Powered Aircraft, Other and Unspecified.....	13	12	1
844 Other Specified Air Transport Accidents.....	1	1	
Vehicle Accidents Not Elsewhere Classifiable (846-848)	1	1	
848 Accidents Involving Other Vehicles Not Elsewhere Classifiable.....	1	1	
Accidental Poisoning by Drugs, Medicaments and Biologicals (850-858)	61	42	19
850 Accidental Poisoning by Analgesics, Antipyretic and Antirheumatics.....	14	12	2
851 Accidental Poisoning by Barbiturates.....	1	1	
852 Accidental Poisoning by Other Sedatives and Hypnotics.....	1	1	
853 Accidental Poisoning by Tranquilizers.....	1		1
854 Accidental Poisoning by Other Psychotropic Agents.....	4	1	3
855 Acc. Poison. by Other Drugs Acting on Cent. and Autonomic Nerv. Sys.....	17	13	4
858 Accidental Poisoning by Other Drugs.....	23	14	9
Accidental Poisoning by Other Solids, Liquids, Gases or Vapors (860-869)	21	17	4
860 Accidental Poisoning by Alcohol, Not Elsewhere Classified.....	7	4	3

(continued)

Cause of Death

Table 15. Deaths by Specific Underlying Cause, 1995

<u>Cause</u>	<u>Total</u>	<u>Male</u>	<u>Female</u>
865 Accidental Poisoning from Foodstuffs and Poisonous Plants	1	1	
868 Accidental Poisoning by Other Utility Gas and Other Carb. Monoxide	13	12	1
Misadventures to Patients During Surgical and Medical Care (870-876)	17	3	14
870 Accidental Cut, Puncture, Perforation During Medical Care	14	3	11
873 Failure in Dosage.....	1		1
876 Other and Unspecified Misadventures During Medical Care.....	2		2
Surg/Med Proc. Causing Abn. React./Comp. w/o Ment. of Misad. (878-879)	24	14	10
878 Surg. Ops. and Procs. Causing Abnormal React. or Later Complicat.	21	12	9
879 Other Procedures as Cause of Abnormal Reaction or Later Complic.	3	2	1
Accidental Falls (880-888)	423	187	236
880 Fall on or from Stairs or Steps	56	32	24
881 Fall on or from Ladders or Scaffolding	5	4	1
882 Fall from or Out of Building or Other Structure	5	5	
883 Fall into Hole or Other Opening in Surface	2	2	
884 Other Fall from One Level to Another.....	49	20	29
885 Fall on Same Level from Slipping, Tripping or Stumbling.....	25	16	9
887 Fracture, Cause Unspecified	28	9	19
888 Other and Unspecified Fall.....	253	99	154
Accidents Caused by Fire and Flames (890-899)	57	33	24
890 Conflagration in Private Dwelling	49	28	21
892 Conflagration Not in Building or Structure.....	3	3	
893 Accident Caused by Ignition of Clothing	2		2
894 Ignition of Highly Inflammable Material.....	1	1	
895 Accident Caused by Controlled Fire in Private Dwelling	1	1	
899 Accident Caused by Unspecified Fire.....	1		1
Accidents Due to Natural and Environmental Factors (900-909)	114	71	43
900 Excessive Heat	81	49	32
901 Excessive Cold	18	13	5
902 High and Low Pressure and Changes in Air Pressure.....	2	2	
904 Hunger, Thirst, Exposure, Neglect	10	4	6
905 Venomous Animals and Plants Causing Poisoning and Toxic Reactions	1	1	
906 Other Injury Caused by Animals	1	1	
907 Lightning	2	1	1
Accidents Caused by Submersion, Suffocation, & Foreign Bodies (910-915)	145	103	42
910 Accidental Drowning and Submersion.....	57	49	8
911 Food Inhalation and Ingestion Causing Resp. Tract Obs./Suffocation	23	13	10
912 Other Object Inhal./Inges. Causing Resp. Tract Obs./Suffocation.....	25	13	12
913 Accidental Mechanical Suffocation	39	28	11
915 Foreign Body Accidentally Entering Other Orifice.....	1		1
Other Accidents (916-928)	120	94	26
916 Struck Accidentally by Falling Object	17	16	1
917 Striking Against or Struck Accidentally by Objects or Persons.....	1	1	
919 Accident Caused by Machinery	38	32	6
920 Accident Caused by Cutting and Piercing Instruments or Objects	2	1	1
921 Accident Caused by Explosion of Pressure Vessel.....	2	2	
922 Accident Caused by Firearm Missile	13	12	1
923 Accident Caused by Explosive Material.....	4	3	1

(continued)

Cause of Death

Table 15. Deaths by Specific Underlying Cause, 1995

<u>Cause</u>	<u>Total</u>	<u>Male</u>	<u>Female</u>
924 Acc. Caused by Hot, Caustic or Corrosive Material and Steam	1	1	
925 Accident Caused by Electric Current.....	15	13	2
927 Overexertion and Strenuous Movements	1	1	
928 Other and Unspecified Environmental and Accidental Causes	26	12	14
Late Effects of Accidental Injury (929)	32	14	18
929 Late Effects of Accidental Injury	32	14	18
Drugs, Meds. and Bio. Substan. Causing Adverse Eff. in Therapy (930-949)	5	3	2
944 Water, Mineral and Uric Acid Metabolism Drugs.....	1		1
947 Other and Unspecified Drugs and Medicaments.....	4	3	1
Suicide and Self-Inflicted Injury (950-959)	622	510	112
950 Suicide and Self-Inflicted Poisoning by Solid or Liquid Substances.....	70	29	41
952 Suicide and Self-Inflicted Poisoning by Other Gases and Vapors.....	52	37	15
953 Suicide/Self-Inflicted Injury by Hanging, Strangulation and Suffocation	112	94	18
954 Suicide and Self-Inflicted Injury by Submersion (Drowning)	9	4	5
955 Suicide and Self-Inflicted Injury by Firearms and Explosives	344	321	23
956 Suicide and Self-Inflicted Injury by Cutting, Piercing Instruments	6	5	1
957 Suicide and Self-Inflicted Injury by Jumping from High Place	9	6	3
958 Suicide and Self-Inflicted Injury by Other and Unspecified Means	19	14	5
959 Late Effects of Self-Inflicted Injury	1		1
Homicide and Injury Purposely Inflicted by Other Persons (960-969)	237	172	65
960 Fight, Brawl, Rape.....	1	1	
962 Assault by Poisoning	1	1	
963 Assault by Hanging and Strangulation.....	15	6	9
964 Assault by Submersion	4		4
965 Assault by Firearms and Explosives.....	146	119	27
966 Assault by Cutting and Piercing Instrument.....	29	20	9
967 Child Battering and Other Maltreatment	14	8	6
968 Assault by Other and Unspecified Means.....	25	15	10
969 Late Effects of Injury Purposely Inflicted by Other Person.....	2	2	
Legal Intervention (970-978)	5	5	
970 Injury Due to Legal Intervention by Firearms.....	5	5	
Injury Undetermined Whether Accidentally or Purposely Inflicted (980-989)	54	36	18
980 Poisoning by Solid or Liquid Substances.....	18	7	11
982 Poisoning by Other Gases.....	5	5	
983 Hanging, Strangulation or Suffocation.....	3	2	1
984 Submersion (Drowning)	4	3	1
985 Injury by Firearms and Explosives	9	9	
987 Falling from High Place.....	2	1	1
988 Injury by Other and Unspecified Means	13	9	4

Note: Underlying cause of death is the disease or injury that initiated events resulting in death.

Heat Deaths

Table 16. Deaths in Which Excessive Heat Was the Underlying Cause, 1936-1995

<u>Year</u>	<u>Number</u>	<u>Year</u>	<u>Number</u>	<u>Year</u>	<u>Number</u>	<u>Year</u>	<u>Number</u>
1936	529	1951	3	1966	8	1981	4
1937	25	1952	1	1967		1982	3
1938	6	1953	1	1968	11	1983	5
1939	12	1954		1969		1984	3
1940	19	1955	12	1970	11	1985	2
1941	37	1956		1971	6	1986	1
1942	8	1957	4	1972	7	1987	2
1943	7	1958	1	1973	1	1988	11
1944	3	1959	3	1974	1	1989	2
1945	5	1960	5	1975		1990	
1946	4	1961	1	1976	1	1991	3
1947	12	1962		1977	2	1992	2
1948	2	1963	3	1978	6	1993	2
1949	10	1964	8	1979		1994	2
1950		1965	1	1980	4	1995	81

Notes: The ICD-9 code for hyperthermia or excessive heat is E900. Underlying cause of death is the disease or injury that initiated events resulting in death.

- The number of deaths caused by the 1995 heat wave was by far the highest number attributed to excessive heat since 1936.
- All the excessive heat deaths in 1995 occurred between June 20 and August 19. Almost half of these deaths (48 percent) occurred on July 15 and 16.

Table 17. Deaths Due to Excessive Heat by County of Residence, 1995

County	Non-Underlying Cause		Total	County	Non-Underlying Cause		Total
	Underlying Cause	Underlying Cause			Underlying Cause	Underlying Cause	
Brown	1		1	Marathon	1		1
Calumet	1		1	Milwaukee	34	57	91
Clark	2		2	Outagamie	2	1	3
Columbia	2		2	Portage	1		1
Dane		4	4	Racine	6	4	10
Eau Claire	1		1	Rock	2		2
Fond du Lac	4	2	6	Sheboygan	8		8
Iowa		1	1	Vernon		1	1
Jackson	1	1	2	Waukesha	2		2
Juneau	1		1	Winnebago	1	1	2
Kenosha	4		4	Wood		1	1
La Crosse	1		1				
Lafayette	1		1				
Manitowoc	5		5	Total	81	73	154

Notes: The ICD-9 code for hyperthermia or excessive heat is E900. Underlying cause of death is the disease or injury that initiated events resulting in death. Non-underlying cause of death is all other causes of death cited on the death certificate as contributing to the death.

- There were 154 death certificates for Wisconsin residents filed in 1995 that listed hyperthermia or excessive heat as a cause of death; however, for only 81 of these deaths was this listed as the underlying cause.
- Fifty-nine percent of the heat-related deaths occurred among residents of Milwaukee county.

Heat Deaths

Table 18. Deaths Due to Excessive Heat by Underlying and Non-Underlying Cause, Age and Sex, 1995

<u>Age</u>	<u>Underlying Cause</u>		<u>Non-Underlying Cause</u>		<u>Total</u>	
	<u>Male</u>	<u>Female</u>	<u>Male</u>	<u>Female</u>	<u>Number</u>	<u>Percent</u>
< 20	1	2	0	0	3	2%
20-44	14	2	1	0	17	11
45-64	20	8	4	2	34	22
65-84	9	12	27	20	68	44
85+	7	6	7	12	32	21
Total	51	30	39	34	154	100%

Note: The ICD-9 code for hyperthermia or excessive heat is E900.

Underlying cause of death is the disease or injury that initiated events resulting in death.

Non-underlying cause of death is all other causes of death cited on the death certificate as contributing to the death.

- Persons aged 65 and over accounted for nearly two-thirds of heat-related deaths.
- More males than females died from the excessive heat.
- Excessive heat was more likely to be listed as the underlying cause of death rather than a contributing cause for persons less than 65 years of age and for males.

Table 19. Deaths Due to Excessive Heat with Mention of Psychotropic Medication, 1995

<u>Age Group</u>	<u>Male</u>	<u>Female</u>	<u>Total</u>	
			<u>Number</u>	<u>Percent</u>
< 25	1		1	5%
25-44	5		5	25
45-64	7	5	12	60
65+	1	1	2	10
Total	14	6	20	100%

- Of the 154 heat-related deaths, 20 had psychotropic medications listed as a contributing factor. Antipsychotic medications can interfere with a person's normal temperature regulation mechanisms in hot weather. Persons on these medications are much more subject to potentially fatal heat stroke.
- Heat deaths involving psychotropic medications occurred primarily among males below the age of 65.

Reporting Requirements:

As specified in Wisconsin State Statutes 69, the following is a brief outline of the sequence of events which take place when a death occurs in Wisconsin:

The filing party (usually a funeral director) must present the certificate of death within 24 hours after being notified of the death to the physician or medical examiner responsible for completing and signing the medical certification.

The medical certifier has six days after pronouncement of death to get the information back to the filing party (nine days total from date of death until filed at local office).

Within two days after receipt of the medical certification, the filing party must present the certificate to the registration district (local Register of Deeds or City Health Office).

The local Register of Deeds or City Health Office must transmit the death certificate to the State Registrar within ten working days after receipt. (This does not include weekends.)

State statute allows for 21 days from the date of death to the notification of the State Registrar.

Death Certificate:

A copy of a sample death certificate form can be found on page 58.

The International Classification of Disease (ICD-9) Codes used for Table 5 groupings are:

Infectious and Parasitic Diseases (001-139)
Malignant Neoplasms (140-208)
Diabetes Mellitus (250)
Nutritional Deficiencies (260-269)
Blood and Blood-Forming Organs, Diseases of (280-289)
Mental Disorders (290-319)
Nervous System and Sense Organs, Diseases of (320-389)
Hypertension (401-405)
Ischemic Heart Disease (410-414)
Other Heart Disease (420-429)
Cerebrovascular Diseases (430-438)
Atherosclerosis (440)
Other Circulatory Diseases (390-398, 415-417, 441-448, 451-459)
Pneumonia and Influenza (480-487)
Chronic Obstructive Pulmonary Disease (490-496)
Ulcer of Stomach and Duodenum (531-534)
Chronic Liver Disease and Cirrhosis (571)
Nephritis and Nephrosis (580-589)
Musculoskeletal and Connective Tissue (710-739)
Congenital Anomalies (740-759)

Perinatal Conditions (760-779)
Motor Vehicle-Related (E810-E825)
Other Unintentional (E800-E809, E826-E947)
Suicide (E950-E959)
Homicide (E960-E969)
All Other (All Other Codes)

The International Classification of Disease (ICD-9) Codes used for Tables 6, 7, 8, 11, 12 and 13 groupings are:

Infectious and Parasitic Diseases (001-139)
Malignant Neoplasms (140-208)
Benign and Uncertain Neoplasms (210-239)
Diabetes Mellitus (250)
Nutritional Deficiencies (260-269)
Anemias (280-285)
Meningitis (320-322)
Heart Disease (391-398, 402, 404-429)
Hypertension With or Without Renal (401-401, 403)
Cerebrovascular Diseases (430-438)
Atherosclerosis and Other Arterial Diseases (440-448)
Acute Bronchitis and Bronchiolitis (466)
Pneumonia and Influenza (480-487)
Chronic Obstructive Pulmonary (490-496)
Ulcer of Stomach and Duodenum (531-533)
Appendicitis (540-543)
Abd. Hernia and Intestinal Obstruction (560)
Chronic Liver Disease and Cirrhosis (571)
Cholelithiasis and Gallbladder (574-575)
Nephritis and Nephrosis (580-589)
Infections of the Kidney (590)
Hyperplasia of the Prostate (600)
Complications of Pregnancy (630-676)
Congenital Anomalies (740-759)
Conditions of Perinatal Period (760-779)
Sudden Infant Death Syndrome (7980)
Injury, Unintentional (E800-E949)
Suicide (E950-E959)
Homicide and Legal Intervention (E960-E978)
Injury, Intent Not Determined (E980-E989)
All Other (All Other Codes)

The International Classification of Disease (ICD-9) Codes used for Tables 9, 10, and 14 groupings are:

- Tuberculosis (010-018)
- Septicemia (038)
- Human Immunodeficiency Virus (042-044)
- Other Infectious and Parasitic (001-009, 020-037, 039-041, 045-139)
- Malignant Neoplasms (140-208)
- Benign and Uncertain Neoplasms (210-239)
- Diabetes Mellitus (250)
- Nutritional Deficiencies (260-269)
- Anemias (280-285)
- Meningitis (320-322)
- Circulatory Diseases (391-448)
 - Heart Disease (391-398, 402, 404-429)
 - Hypertension with or without Renal (401, 403)
 - Cerebrovascular Diseases (430-438)
 - Atherosclerosis (440)
 - Other Arterial Disease (441-448)
- Acute Bronchitis and Bronchiolitis (466)
- Pneumonia and Influenza (480-487)
- Chronic Obstructive Pulmonary (490-496)
- Ulcer of Stomach and Duodenum (531-533)
- Appendicitis (540-543)
- Abdominal Hernia and Intestinal Obstruction (550-553, 560)
- Chronic Liver Disease and Cirrhosis (571)
- Cholelithiasis and Gallbladder (574-575)
- Nephritis and Nephrosis (580-589)
- Infections of the Kidney (590)
- Hyperplasia of the Prostate (600)
- Complications of Pregnancy (630-676)
- Congenital Anomalies (740-759)
- Conditions of the Perinatal Period (760-779)
- Ill-Defined Conditions (780-799)
 - Sudden Infant Death Syndrome (7980)
- All Other Diseases (All Other)
- Accidents and Adverse Effects (E800-E949)
- Suicide (E950-E959)
- Homicide and Legal Intervention (E960-E978)
- All Other External Causes (E980-E999)

