

# Wisconsin Deaths, 1997

January 1999

Bureau of Health Information  
Division of Health Care Financing  
Department of Health and Family Services

**Editor's Note:** As of September 28, 1998, the Bureau of Health Information was created as part of a reorganization of the Department of Health and Family Services. The new Bureau is part of the new Division of Health Care Financing in the Department of Health and Family Services. The Bureau of Health Information is comprised of the former Center for Health Statistics and the Office of Health Care Information.

## Introduction

This report presents key information about deaths of Wisconsin residents that occurred in 1997 and previous years. Also included is information on the number and rate of deaths overall and by age, sex and cause. The source of these data is death certificates that are filed with the State Registrar in the Bureau of Health Information (BHI), Department of Health and Family Services. Most of these deaths occurred in Wisconsin, although BHI receives death certificates of Wisconsin residents from other states and countries as well.

All tables and figures in this report present Wisconsin resident data (deaths of Wisconsin residents). This means that deaths have been assigned to the area where the person lived (usually legal residence), regardless of where the death occurred.

The collection of death data is mandated by Chapter 69 of the Wisconsin State Statutes. Chapter 69 authorizes the Department of Health and Family Services to supervise and direct the collection of vital statistics death data. This statute also indicates how local registrars are to collect and file certificates for deaths that occur in their jurisdiction. A copy of the death certificate form is included in the Technical Notes at the end of this report.

We would like to recognize the following: local Register of Deeds offices and the four city health offices (for registering deaths), coroners and medical examiners (for certifying causes of death), hospitals and physicians (for certifying deaths), and funeral directors (for filing death certificates). We would also like to acknowledge and thank other states for submitting data on deaths of Wisconsin residents that occurred out-of-state.

The Department of Health and Family Services produced this publication. Staff of the Vital Records Registration and Statistics Unit, Bureau of Health Information, collected and compiled the death records. Joyce Knapton produced the computer programs to generate the tables and drafted the brief summaries in this report. Karen Gedko provided technical graphic and formatting assistance. Patricia Nametz edited the report and Jane Kraus supervised data collection activities.

Comments, suggestions and requests for additional data may be addressed to:

Joyce Knapton  
Bureau of Health Information  
Division of Health Care Financing  
P.O. Box 309, Room 145  
Madison, WI 53701-0309  
(608) 267-7815  
knaptj@dhfs.state.wi.us



---

## Table of Contents

<b>Key Findings</b> .....	5
---------------------------	---

### Deaths and Death Rates

Table 1. Deaths and Death Rates, Wisconsin and U.S., Selected Years.....	7
Table 2. Deaths and Death Rates by Age and Sex, 1997.....	8
Table 3. Deaths by County of Residence, 1987-1997.....	9
Table 4. Deaths by County of Residence and Occurrence, 1997.....	11
Map 1. Number of Infant Deaths by County of Residence, 1997.....	12
Figure 1. Heart Disease Death Rates by Selected Age Groups and Sex, 1997.....	13
Figure 2. Malignant Neoplasm (Cancer) Death Rates by Selected Age Groups and Sex, 1997.....	14
Figure 3. Cerebrovascular Disease (Stroke) Death Rates by Selected Age Groups and Sex, 1997.....	15

### Cause of Death

Table 5. Summary Categories of Cause of Death, 1997.....	16
Table 6. Leading Underlying Causes of Death by Age, 1996 and 1997.....	17
Table 7. Leading Underlying Causes of Death for Males, by Age, 1996 and 1997.....	19
Table 8. Leading Underlying Causes of Death for Females, by Age, 1996 and 1997.....	21
Table 9. Deaths by Underlying Cause of Death, Age and Sex, 1997.....	23
Table 10. Deaths by Underlying Cause of Death, Race and Sex, 1997.....	29
Table 11. Leading Underlying Causes of Death by Race, 1996 and 1997.....	30
Table 12. Leading Underlying Causes of Death for Males by Race, 1996 and 1997.....	31
Table 13. Leading Underlying Causes of Death for Females by Race, 1996 and 1997.....	32
Table 14. Deaths by Underlying Cause of Death and County of Residence, 1997.....	33
Table 15. Deaths by Specific Underlying Cause, 1997.....	40

### Technical Notes

Reporting Requirements .....	54
International Classification of Disease (ICD-9) Groupings.....	54
Sample Copy of State of Wisconsin Death Certificate.....	57
Wisconsin Population Estimates by Age and Sex, July 1, 1997.....	58



---

## Key Findings

- In 1997, there were 44,860 deaths of Wisconsin residents, the lowest number of deaths reported since 1994.
- The 1997 Wisconsin death rate was 8.6 deaths per 1,000 population, similar to rates for the past 20 years.
- The Wisconsin and United States death rates (deaths per 1,000 population) have been almost identical since 1945.
- The death rate for males consistently exceeds the death rate for females in all age groups, from infancy through old age. However, among all persons aged 80 and older, the number of female deaths is greater than the number of male deaths. This is because there are many more females than males living past the age of 80.
- As in previous years, the three leading causes of death in 1997 were heart disease, malignant neoplasms (cancer) and cerebrovascular disease (stroke). These three causes of death accounted for 62 percent of all deaths among Wisconsin residents.
- From 1996 to 1997, the number and rate of deaths among infants (less than one year of age) declined. This overall decrease reflected declines in both number and rate for the three leading causes of infant death: perinatal conditions, congenital anomalies, and sudden infant death syndrome.
- Among all leading causes of death, malignant neoplasms (cancer), chronic obstructive pulmonary disease, unintentional injuries and suicides accounted for a higher number and rate of death overall for males than for females.
- Cerebrovascular disease (stroke), pneumonia and influenza, and diabetes mellitus accounted for a higher number and rate of death overall for females than for males.
- Suicide ranks as the ninth leading cause of death of Wisconsin residents. This is up from 1996, when suicide was the tenth leading cause of death. Nearly half (49%) of all suicides involved a firearm.
- Age-specific death rates generally increase with age, except that infants die at a higher rate than other children.
- Heart disease and cancer are the leading causes of death in Wisconsin for both males and females, among both whites and blacks.
- Diabetes accounts for nearly twice the proportion of deaths among black women as among all women statewide.





**Table 1. Deaths and Death Rates, Wisconsin and U.S., Selected Years, 1910-1997**

<u>Year</u>	<u>Number of Wisconsin Deaths</u>	<u>Wisconsin Death Rate</u>	<u>United States Death Rate</u>
1910	28,213	12.1	14.7
1915	26,676	10.7	13.5
1920	29,859	11.3	13.0
1925	29,380	10.5	11.8
1930	30,488	10.4	11.3
1935	30,404	10.0	10.9
1940	31,457	10.0	10.8
1945	31,776	10.7	10.6
1950	33,573	9.7	9.6
1955	35,250	9.6	9.3
1960	38,121	9.6	9.5
1965	40,146	9.5	9.4
1970	40,820	9.2	9.5
1975	39,916	8.8	8.9
1980	40,801	8.7	8.8
1985	41,434	8.7	8.7
1990	42,655	8.7	8.6
1991	43,117	8.7	8.5
1992	42,179	8.5	8.5
1993	44,466	8.8	8.8
1994	44,420	8.7	8.8
1995	45,037	8.8	8.8
1996	45,107	8.7	8.7
1997	44,860	8.6	8.6

Notes: Rates are deaths per 1,000 population. U.S. death rates are from the National Center for Health Statistics, *Monthly Vital Statistics Report (Provisional Data)*, July 28, 1998.

- In 1997, there were 44,860 deaths of Wisconsin residents, the lowest number of deaths reported since 1994.
- The 1997 Wisconsin death rate was 8.6 deaths per 1,000 population, similar to rates for the past 20 years.
- The Wisconsin and United States death rates (deaths per 1,000 population) have been almost identical since 1945.

**Table 2. Deaths and Death Rates by Age and Sex, 1997**

<u>Age Group</u>	<u>Total</u>		<u>Male</u>		<u>Female</u>	
	<u>Number of Deaths</u>	<u>Death Rate</u>	<u>Number of Deaths</u>	<u>Death Rate</u>	<u>Number of Deaths</u>	<u>Death Rate</u>
<b>All Ages</b>	<b>44,860</b>	<b>8.6</b>	<b>22,072</b>	<b>8.6</b>	<b>22,788</b>	<b>8.6</b>
Under 1	431	6.4	252	7.4	179	5.5
1-4	89	0.3	46	0.3	43	0.3
5-9	59	0.2	35	0.2	24	0.1
10-14	77	0.2	45	0.2	32	0.2
15-19	242	0.6	175	0.9	67	0.3
20-24	293	0.6	220	1.3	73	0.4
25-29	272	0.8	197	1.1	75	0.4
30-34	373	1.0	256	1.3	117	0.6
35-39	567	1.2	353	1.6	214	1.0
40-44	748	1.7	466	2.2	282	1.3
45-49	994	2.7	629	3.5	365	2.0
50-54	1,220	4.2	740	5.1	480	3.3
55-59	1,541	6.8	933	8.4	608	5.2
60-64	2,218	11.2	1,334	13.9	884	8.7
65-69	3,545	18.7	2,161	24.4	1,384	13.7
70-74	4,871	28.8	2,791	36.9	2,080	22.3
75-79	6,220	44.4	3,307	57.1	2,913	35.5
80-84	7,451	72.8	3,641	96.0	3,810	59.1
85-89	6,677	114.6	2,600	144.4	4,077	101.3
90-94	4,640	199.2	1,414	240.5	3,226	185.3
95 +	2,332	319.0	477	324.5	1,855	317.6

Notes: Rates are deaths per 1,000 population in that age group or age/sex group.  
For the population estimates used to calculate rates, see Technical Notes, page 58.

- Age-specific death rates generally increase with age, except that infants die at a higher rate than other children.
- The death rate for males consistently exceeds the death rate for females in all age groups, from infancy through old age. However, among all persons aged 80 and older, the number of female deaths is greater than the number of male deaths. This is because there are many more females than males living past the age of 80.

## Deaths and Death Rates

**Table 3. Deaths by County of Residence, 1988 – 1997**

	<u>1988</u>	<u>1989</u>	<u>1990</u>	<u>1991</u>	<u>1992</u>	<u>1993</u>	<u>1994</u>	<u>1995</u>	<u>1996</u>	<u>1997</u>
<b>Total Deaths</b>	<b>42,979</b>	<b>42,283</b>	<b>42,655</b>	<b>43,117</b>	<b>42,179</b>	<b>44,466</b>	<b>44,420</b>	<b>45,037</b>	<b>45,107</b>	<b>44,860</b>
Adams	172	180	182	193	162	199	200	185	180	183
Ashland	216	192	214	187	227	212	206	218	179	193
Barron	441	434	433	459	419	477	416	450	472	444
Bayfield	152	149	151	153	159	152	182	152	146	162
Brown	1,285	1,292	1,349	1,362	1,370	1,445	1,560	1,482	1,507	1,472
Buffalo	123	151	145	168	149	152	134	121	132	159
Burnett	154	143	159	155	158	164	180	179	192	170
Calumet	244	231	242	244	207	248	244	235	232	231
Chippewa	466	478	498	502	506	489	538	534	495	499
Clark	330	323	355	327	316	346	322	323	341	318
Columbia	488	443	450	464	475	506	490	532	505	494
Crawford	183	189	180	185	151	175	202	178	180	172
Dane	2,176	2,188	2,078	2,237	2,177	2,365	2,371	2,397	2,475	2,437
Dodge	732	735	765	819	798	779	777	810	764	797
Door	248	284	311	292	273	288	319	311	292	305
Douglas	478	451	440	490	456	531	456	455	521	499
Dunn	281	240	271	236	244	278	257	289	250	243
Eau Claire	723	656	658	673	633	632	737	664	693	658
Florence	45	38	44	53	43	45	60	66	50	46
Fond du Lac	857	776	771	791	801	837	835	867	880	785
Forest	111	128	122	116	102	124	110	109	119	108
Grant	467	499	493	472	485	494	482	465	478	483
Green	316	288	270	270	299	276	322	316	326	308
Green Lake	256	188	201	231	218	213	214	248	226	246
Iowa	184	185	195	207	177	180	206	191	170	182
Iron	84	99	97	95	76	100	97	87	111	101
Jackson	185	169	187	194	192	192	185	187	177	178
Jefferson	537	580	541	556	525	573	594	579	597	603
Juneau	253	240	230	218	233	232	250	271	277	263
Kenosha	1,146	1,063	1,131	1,063	1,113	1,145	1,128	1,229	1,132	1,125
Kewaunee	161	172	184	174	185	179	184	193	187	172
La Crosse	828	846	836	833	770	879	878	869	916	887
Lafayette	160	149	172	153	137	136	170	147	151	167
Langlade	226	238	220	239	219	239	218	252	205	228
Lincoln	280	283	281	291	301	314	289	298	312	298
Manitowoc	745	777	774	789	794	819	845	819	848	813
Marathon	879	859	875	850	842	909	905	907	869	875

## Deaths and Death Rates

**Table 3. Deaths by County of Residence, 1988 – 1997**

	<u>1988</u>	<u>1989</u>	<u>1990</u>	<u>1991</u>	<u>1992</u>	<u>1993</u>	<u>1994</u>	<u>1995</u>	<u>1996</u>	<u>1997</u>
Marinette	503	453	491	476	458	497	477	478	492	501
Marquette	148	129	149	150	142	135	151	141	189	152
Menominee	35	38	42	38	46	42	25	45	43	35
Milwaukee	9,449	9,309	9,282	9,320	8,929	9,324	9,164	9,200	9,109	8,833
Monroe	354	393	384	348	350	358	394	383	385	354
Oconto	314	293	272	318	316	355	357	331	308	325
Oneida	350	404	363	388	378	375	389	375	410	387
Outagamie	981	927	993	1,004	993	1,066	1,020	1,026	1,103	1,196
Ozaukee	449	447	497	496	444	556	530	541	589	565
Pepin	89	88	93	70	79	103	102	72	87	87
Pierce	238	254	237	238	208	226	220	235	239	242
Polk	356	312	352	350	376	373	358	380	384	398
Portage	421	423	398	404	390	408	463	438	476	468
Price	190	184	196	178	211	192	208	198	184	207
Racine	1,328	1,316	1,438	1,405	1,419	1,458	1,463	1,534	1,600	1,550
Richland	187	170	186	208	201	171	185	200	179	201
Rock	1,319	1,264	1,277	1,222	1,223	1,304	1,215	1,268	1,287	1,371
Rusk	161	176	157	150	168	157	173	183	182	175
St. Croix	367	393	375	387	345	407	339	438	394	453
Sauk	470	439	485	478	451	494	507	484	470	455
Sawyer	173	160	171	183	169	200	204	194	202	169
Shawano	426	423	418	445	412	400	430	444	471	421
Sheboygan	939	951	908	927	1,008	980	949	957	962	997
Taylor	183	166	195	157	149	187	181	191	169	198
Trempealeau	273	322	300	305	277	295	309	338	305	290
Vernon	301	294	290	301	274	321	290	311	317	322
Vilas	224	241	244	259	254	233	281	254	258	264
Walworth	690	719	651	737	698	772	696	710	724	747
Washburn	167	146	167	185	168	194	162	194	185	197
Washington	664	637	650	674	623	716	715	687	761	746
Waukesha	1,945	1,899	1,906	1,972	1,984	2,077	2,184	2,316	2,276	2,446
Waupaca	614	597	620	605	633	619	602	658	643	617
Waushara	214	189	223	202	222	249	236	242	227	232
Winnebago	1,218	1,117	1,094	1,169	1,154	1,199	1,194	1,271	1,207	1,259
Wood	627	674	646	626	633	699	684	704	703	690

Note: The total for 1997 includes six deaths for which county of residence is unknown.

## Deaths and Death Rates

**Table 4. Deaths by County of Residence and Occurrence, 1997**

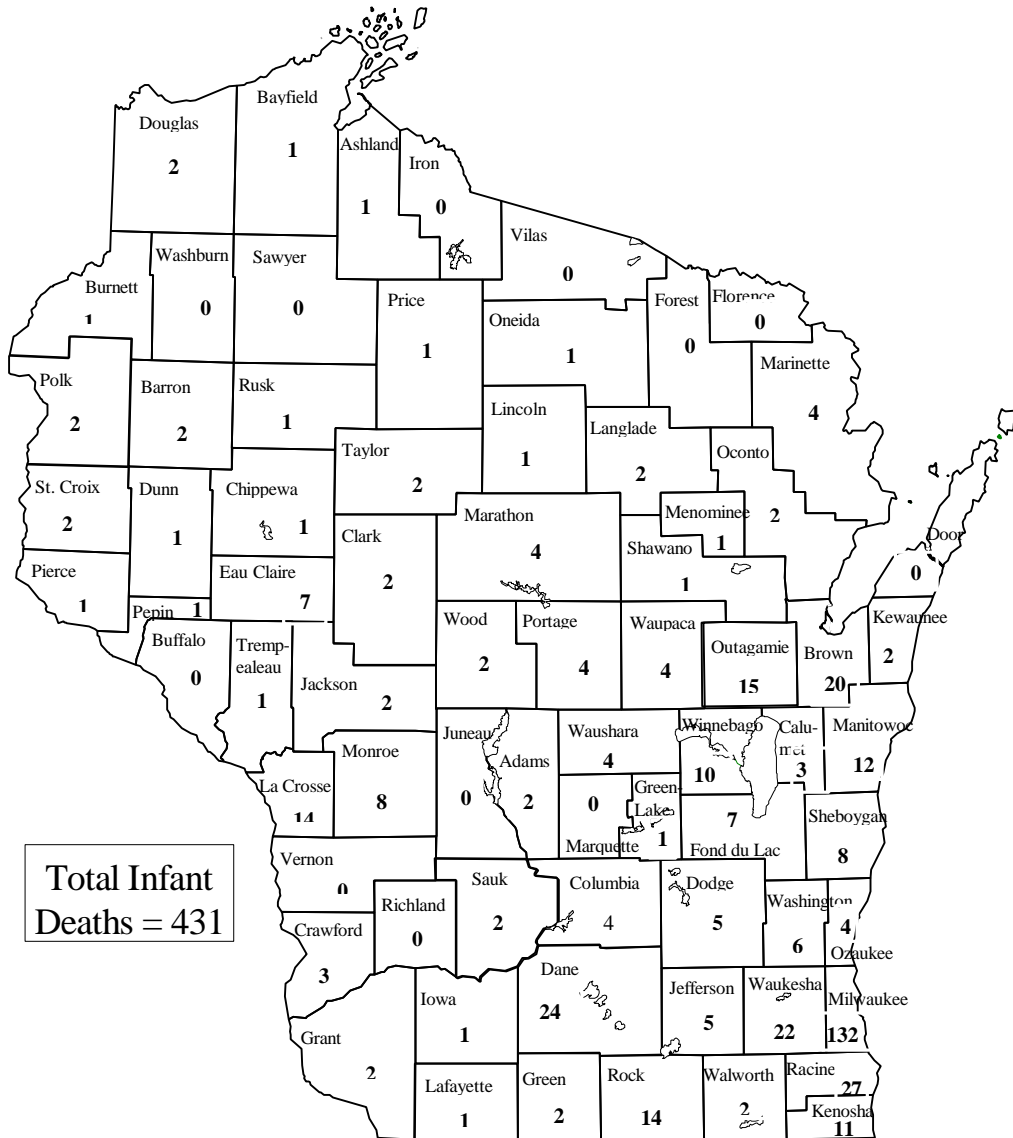
	<u>Residence</u>	<u>Occurrence</u>		<u>Residence</u>	<u>Occurrence</u>
<b>State Total</b>	<b>44,860</b>	<b>44,816</b>			
Adams	183	124	Marathon	875	862
Ashland	193	230	Marinette	501	545
Barron	444	431	Marquette	152	75
Bayfield	162	83	Menominee	35	11
Brown	1,472	1,740	Milwaukee	8,833	9,729
Buffalo	159	75	Monroe	354	332
Burnett	170	141	Oconto	325	260
Calumet	231	191	Oneida	387	499
Chippewa	499	457	Outagamie	1,196	1,333
Clark	318	210	Ozaukee	565	452
Columbia	494	475	Pepin	87	93
Crawford	172	163	Pierce	242	134
Dane	2,437	3,023	Polk	398	336
Dodge	797	786	Portage	468	438
Door	305	263	Price	207	179
Douglas	499	384	Racine	1,550	1,448
Dunn	243	188	Richland	201	170
Eau Claire	658	848	Rock	1,371	1,335
Florence	46	39	Rusk	175	151
Fond du Lac	785	774	St. Croix	453	441
Forest	108	71	Sauk	455	474
Grant	483	404	Sawyer	169	152
Green	308	308	Shawano	421	376
Green Lake	246	249	Sheboygan	997	957
Iowa	182	158	Taylor	198	159
Iron	101	62	Trempealeau	290	219
Jackson	178	151	Vernon	322	297
Jefferson	603	433	Vilas	264	206
Juneau	263	210	Walworth	747	659
Kenosha	1,125	1,006	Washburn	197	166
Kewaunee	172	113	Washington	746	629
La Crosse	887	1,216	Waukesha	2,446	2,352
Lafayette	167	100	Waupaca	617	541
Langlade	228	216	Waushara	232	137
Lincoln	298	268	Winnebago	1,259	1,253
Manitowoc	813	742	Wood	690	1,084
			Unknown	6	

Notes: County of residence indicates the number of deaths among residents of the county, regardless of where the person died.

County of occurrence indicates the number of deaths that occurred in that county, regardless of where the person resided.

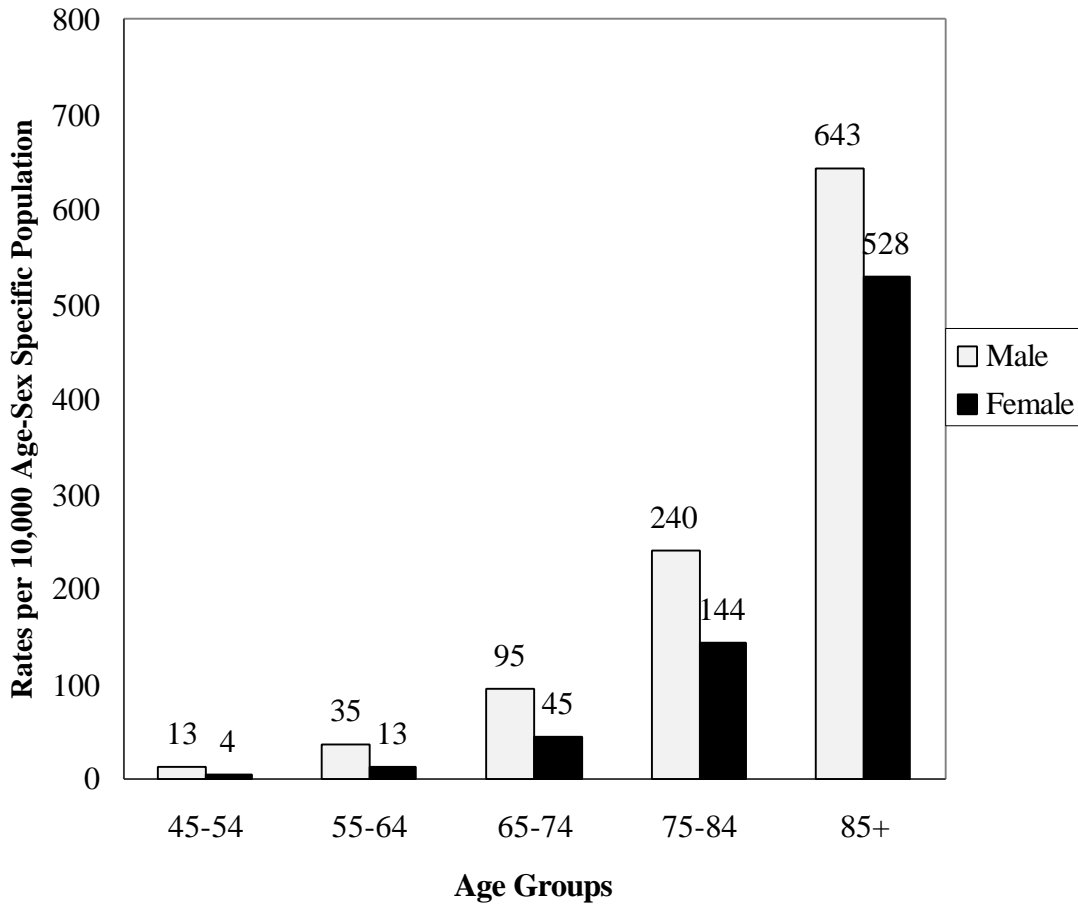
There are more Wisconsin resident deaths than Wisconsin occurrence deaths because some Wisconsin resident deaths did not occur in Wisconsin.

**Map 1. Number of Infant Deaths (Less Than 1 Year of Age) By County of Residence, 1997**



- Milwaukee County accounted for 31 percent of all infant deaths statewide in 1997 (and 21 percent of all 1997 births).

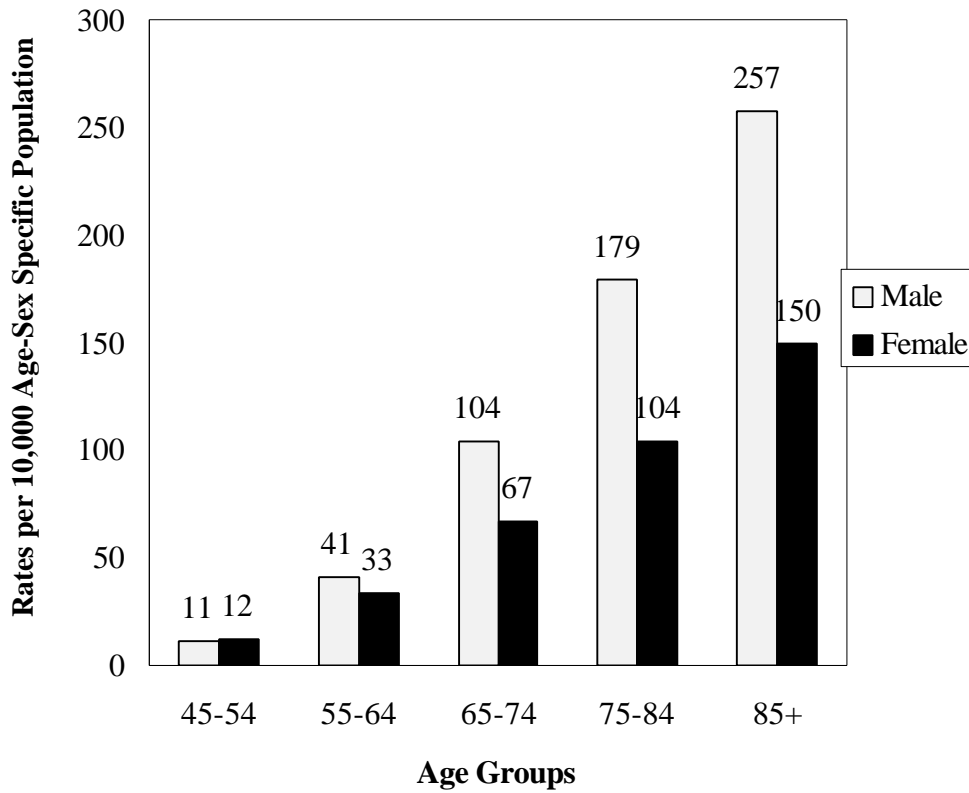
**Figure 1. Heart Disease Death Rates by Selected Age Groups and Sex, 1997**



Note: The ICD-9 codes used for heart disease are 391-398, 402 and 404-429.

- Heart disease death rates for males exceeded rates for females in all age groups.

**Figure 2. Malignant Neoplasm (Cancer) Death Rates by Selected Age Groups and Sex, 1997**

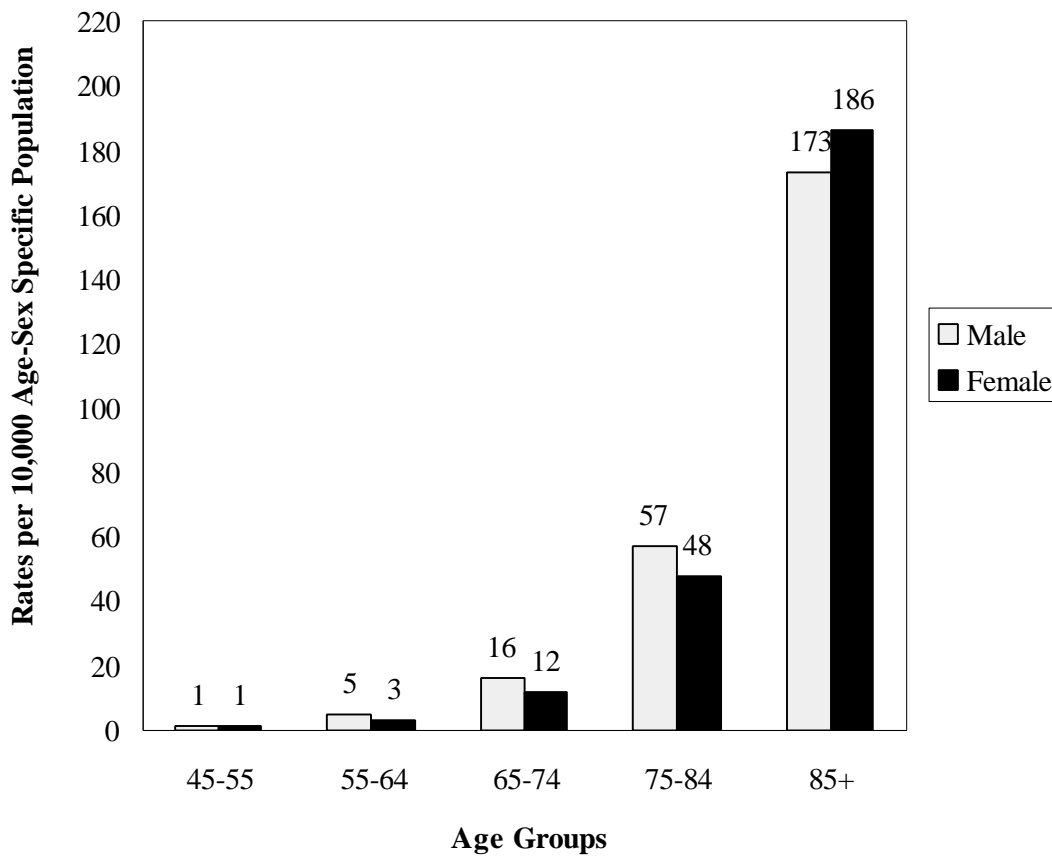


Note: The ICD-9 codes used for malignant neoplasms are 140-208.

- In 1997, malignant neoplasm (cancer) death rates for males exceeded rates for females in most age groups. Among persons aged 45-54, the cancer death rate was similar for males and females.



**Figure 3. Cerebrovascular Disease (Stroke) Death Rates by Selected Age Groups and Sex, 1997**



Note: The ICD-9 codes used for cerebrovascular disease are 430-438.

- Cerebrovascular disease (stroke) death rates for males exceeded rates for females in most age groups. Stroke death rates were similarly low among both males and females ages 45-54, and higher among females than males ages 85 and older.

**Table 5. Summary Categories of Cause of Death, 1997**

	<b>Immediate Cause of Death</b>	<b>Underlying Cause of Death</b>	<b>All-Mention Cause of Death</b>
<b>ALL CAUSES</b>	<b>44,860</b>	<b>44,860</b>	<b>86,299</b>
Infectious and Parasitic Diseases	1,126	572	1,267
Malignant Neoplasms (Cancer)	8,636	10,570	16,418
Diabetes Mellitus	123	1,179	3,333
Nutritional Deficiencies	235	119	301
Blood & Blood-Forming Organs, Diseases of	172	224	531
Mental Disorders	650	1,409	3,138
Nervous System & Sense Organs, Diseases of	956	1,316	2,724
Hypertension	188	625	1,553
Ischemic Heart Disease	5,491	8,943	18,958
Other Heart Disease	8,458	3,958	6,877
Cerebrovascular Disease (Stroke)	3,384	3,678	7,307
Atherosclerosis	119	276	627
Other Circulatory Disease	939	1,094	2,345
Pneumonia and Influenza	2,744	1,765	3,755
Chronic Obstructive Pulmonary Disease	968	2,020	4,537
Ulcer of Stomach and Duodenum	36	99	254
Chronic Liver Disease and Cirrhosis	117	375	976
Nephritis and Nephrosis	1,084	550	1,181
Musculoskeletal and Connective Tissue	48	207	543
Congenital Anomalies	93	224	511
Perinatal Conditions	208	198	230
Motor Vehicle-Related Injuries	6	743	825
Other Unintentional Injuries	23	1,094	1,812
Suicide	43	577	652
Homicide	1	211	232
All Other	9,012	2,834	5,412

Notes: The immediate cause of death is the final disease or condition resulting in death. The underlying cause of death is the disease or injury that initiated events resulting in death. All-mention cause of death includes all conditions listed on the death record, either in the chain of events leading to death or contributing to the death.

For the ICD-9 codes used for each cause, see Technical Notes, page 54.

- In referring to a “cause of death,” someone is usually referring to the underlying cause. For example, 10,570 Wisconsin residents died in 1997 due to malignant neoplasms (underlying cause). For only 8,636 residents, a malignant neoplasm was indicated as the final disease or condition that caused the person to die (immediate cause). For 16,418 residents, a malignant neoplasm contributed to death (all-mention cause).

## Cause of Death

**Table 6. Leading Underlying Causes of Death by Age, 1996 and 1997**

<b>1996</b>	<b>Number</b>	<b>Rate</b>	<b>1997</b>	<b>Number</b>	<b>Rate</b>
<b>TOTAL, ALL AGES</b>	45,107	87.4	<b>TOTAL, ALL AGES</b>	44,860	86.0
Heart Disease	14,191	27.5	Heart Disease	13,683	26.2
Malignant Neoplasms	10,475	20.3	Malignant Neoplasms	10,570	20.3
Cerebrovascular Disease	3,681	7.1	Cerebrovascular Disease	3,678	7.1
Chronic Obstruct. Pulmonary Dis.	2,001	3.9	Chronic Obstruct. Pulmonary Dis.	2,020	3.9
Injury, Unintentional	1,848	3.6	Injury, Unintentional	1,837	3.5
Pneumonia and Influenza	1,753	3.4	Pneumonia and Influenza	1,765	3.4
Diabetes Mellitus	1,170	2.3	Diabetes Mellitus	1,179	2.3
Atheroscler. and Other Arterial Dis.	947	1.8	Atheroscler. and Other Arterial Dis.	914	1.8
<b>LESS THAN 1 YEAR</b>	492	73.4	<b>LESS THAN 1 YEAR</b>	431	64.5
Conditions of Perinatal Period	218	32.5	Conditions of Perinatal Period	194	29.0
Congenital Anomalies	112	16.7	Congenital Anomalies	97	14.5
Sudden Infant Death Syndrome	73	10.9	Sudden Infant Death Syndrome	45	6.7
Injury, Unintentional	16		Injury, Unintentional	16	
Pneumonia and Influenza	9		Pneumonia and Influenza	14	
Heart Disease	6		Infectious and Parasitic Diseases	8	
Homicide	6		Heart Disease	5	
Cerebrovascular Disease	5		Meningitis	4	
<b>1-14 YEARS</b>	234	2.3	<b>1-14 YEARS</b>	225	2.2
Injury, Unintentional	108	1.0	Injury, Unintentional	93	0.9
Malignant Neoplasms	23	0.2	Malignant Neoplasms	24	0.2
Congenital Anomalies	14		Homicide	17	
Homicide	14		Congenital Anomalies	16	
Heart Disease	11		Infectious and Parasitic Diseases	9	
Infectious and Parasitic Diseases	9		Suicide	9	
Suicide	9		Heart Disease	5	
Pneumonia and Influenza	7		Pneumonia and Influenza	4	
<b>15-24 YEARS</b>	535	7.4	<b>15-24 YEARS</b>	535	7.3
Injury, Unintentional	253	3.5	Injury, Unintentional	246	3.3
Suicide	95	1.3	Suicide	100	1.4
Homicide	72	1.0	Homicide	69	0.9
Malignant Neoplasms	29	0.4	Malignant Neoplasms	39	0.5
Heart Disease	17		Heart Disease	17	
Congenital Anomalies	9		Congenital Anomalies	12	
Infectious and Parasitic Diseases	7		Infectious and Parasitic Diseases	6	
Chronic Obstruct. Pulmonary Dis.	6		Diabetes Mellitus	3	
<b>25-44 YEARS</b>	2,014	12.5	<b>25-44 YEARS</b>	1,960	12.3
Injury, Unintentional	435	2.7	Injury, Unintentional	421	2.6
Malignant Neoplasms	383	2.4	Malignant Neoplasms	369	2.3
Heart Disease	260	1.6	Heart Disease	267	1.7
Suicide	247	1.5	Suicide	228	1.4
Infectious and Parasitic Diseases	140	0.9	Infectious and Parasitic Diseases	91	0.6
Homicide	89	0.6	Homicide	86	0.5
Chronic Liver Disease and Cirrhosis	52	0.3	Diabetes Mellitus	52	0.3
Diabetes Mellitus	49	0.3	Cerebrovascular Disease	51	0.3

(continued)

## Cause of Death

**Table 6. Leading Underlying Causes of Death by Age, 1996 and 1997**

<b>1996</b>			<b>1997</b>		
	<b>Number</b>	<b>Rate</b>		<b>Number</b>	<b>Rate</b>
<b>45-64 YEARS</b>	6,226	59.6	<b>45-64 YEARS</b>	5,973	55.2
Malignant Neoplasms	2,397	23.0	Malignant Neoplasms	2,303	21.3
Heart Disease	1,706	16.3	Heart Disease	1,559	14.4
Injury, Unintentional	280	2.7	Injury, Unintentional	296	2.7
Cerebrovascular Disease	245	2.3	Cerebrovascular Disease	245	2.3
Chronic Obstruct. Pulmonary Dis.	196	1.9	Diabetes Mellitus	202	1.9
Diabetes Mellitus	189	1.8	Chronic Obstruct. Pulmonary Dis.	171	1.6
Chronic Liver Disease and Cirrhosis	133	1.3	Chronic Liver Disease and Cirrhosis	145	1.3
Suicide	122	1.2	Suicide	137	1.3
<b>65-74 YEARS</b>	8,548	236.8	<b>65-74 YEARS</b>	8,416	234.9
Malignant Neoplasms	2,970	82.3	Malignant Neoplasms	2,994	83.6
Heart Disease	2,567	71.1	Heart Disease	2,433	67.9
Cerebrovascular Disease	491	13.6	Chronic Obstruct. Pulmonary Dis.	544	15.2
Chronic Obstruct. Pulmonary Dis.	485	13.4	Cerebrovascular Disease	495	13.8
Diabetes Mellitus	280	7.8	Diabetes Mellitus	273	7.6
Pneumonia and Influenza	186	5.2	Atheroscler. and Other Arterial Dis.	173	4.8
Atheroscler. and Other Arterial Dis.	176	4.9	Pneumonia and Influenza	169	4.7
Injury, Unintentional	159	4.4	Injury, Unintentional	166	4.6
<b>75 YEARS AND OVER</b>	27,058	832.4	<b>75 YEARS AND OVER</b>	27,320	824.6
Heart Disease	9,624	296.1	Heart Disease	9,397	283.6
Malignant Neoplasms	4,673	143.8	Malignant Neoplasms	4,838	146.0
Cerebrovascular Disease	2,893	89.0	Cerebrovascular Disease	2,881	87.0
Pneumonia and Influenza	1,444	44.4	Pneumonia and Influenza	1,468	44.3
Chronic Obstruct. Pulmonary Dis.	1,288	39.6	Chronic Obstruct. Pulmonary Dis.	1,284	38.8
Atheroscler. and Other Arterial Dis.	687	21.1	Diabetes Mellitus	648	19.6
Diabetes Mellitus	650	20.0	Atheroscler. and Other Arterial Dis.	639	19.3
Injury, Unintentional	597	18.4	Injury, Unintentional	599	18.1

Notes: Age-specific rates are deaths per 10,000 population in that age group. A rate is not calculated when there were fewer than 20 deaths. Underlying cause of death is the disease or injury that initiated events resulting in death. For the ICD-9 codes used for the cause-of-death groupings, see Technical Notes, page 55. For the population estimates used to calculate rates, see Technical Notes, page 58.

- As in 1996, the three leading causes of death in 1997 were heart disease, malignant neoplasms (cancer) and cerebrovascular disease (stroke). These three causes of death accounted for 62 percent of total deaths among Wisconsin residents.
- Although heart disease was the leading cause of death overall, within specific age groups it was the leading cause only among persons 75 years and over.
- From 1996 to 1997, the number and rate of deaths among infants (less than one year of age) declined. This overall decrease reflected declines in both number and rate for the three leading causes of infant death: perinatal conditions, congenital anomalies, and sudden infant death syndrome.

## Cause of Death

**Table 7. Leading Underlying Causes of Death for Males by Age, 1996 and 1997**

<b>1996</b>	<b>Number</b>	<b>Rate</b>	<b>1997</b>	<b>Number</b>	<b>Rate</b>
<b>TOTAL, ALL AGES</b>	<b>22,457</b>	<b>88.4</b>	<b>TOTAL, ALL AGES</b>	<b>22,072</b>	<b>86.0</b>
Heart Disease	7,253	28.6	Heart Disease	6,835	26.6
Malignant Neoplasms	5,494	21.6	Malignant Neoplasms	5,450	21.2
Cerebrovascular Disease	1,448	5.7	Cerebrovascular Disease	1,399	5.4
Injury, Unintentional	1,097	4.3	Injury, Unintentional	1,171	4.6
Chronic Obstruct. Pulmonary Dis.	1,088	4.3	Chronic Obstruct. Pulmonary Dis.	1,092	4.3
Pneumonia and Influenza	779	3.1	Pneumonia and Influenza	809	3.2
Diabetes Mellitus	540	2.1	Diabetes Mellitus	522	2.0
Suicide	498	2.0	Suicide	475	1.8
<b>LESS THAN 1 YEAR</b>	<b>287</b>	<b>81.9</b>	<b>LESS THAN 1 YEAR</b>	<b>252</b>	<b>73.8</b>
Conditions of Perinatal Period	118	34.4	Conditions of Perinatal Period	115	33.7
Congenital Anomalies	62	18.1	Congenital Anomalies	57	16.7
Sudden Infant Death Syndrome	44	12.8	Sudden Infant Death Syndrome	25	7.3
Injury, Unintentional	12		Injury, Unintentional	12	
Pneumonia and Influenza	8		Pneumonia and Influenza	8	
Heart Disease	5		Infectious and Parasitic Diseases	4	
Abd. Hernia and Intest. Obstruct.	3		Heart Disease	4	
Infectious and Parasitic Diseases	2		Homicide	3	
<b>1-14 YEARS</b>	<b>133</b>	<b>2.9</b>	<b>1-14 YEARS</b>	<b>126</b>	<b>2.4</b>
Injury, Unintentional	63	1.2	Injury, Unintentional	52	1.0
Malignant Neoplasms	12		Homicide	13	
Congenital Anomalies	9		Malignant Neoplasms	12	
Homicide	8		Congenital Anomalies	11	
Infectious and Parasitic Diseases	7		Suicide	7	
Suicide	6		Infectious and Parasitic Diseases	5	
Heart Disease	4		Heart Disease	3	
Pneumonia and Influenza	4		Benign and Uncertain Neoplasms	2	
<b>15-24 YEARS</b>	<b>390</b>	<b>10.6</b>	<b>15-24 YEARS</b>	<b>395</b>	<b>10.5</b>
Injury, Unintentional	177	4.8	Injury, Unintentional	182	4.8
Suicide	82	2.2	Suicide	87	2.3
Homicide	61	1.7	Homicide	58	1.5
Heart Disease	12		Malignant Neoplasms	26	0.7
Malignant Neoplasms	11		Heart Disease	10	
Chronic Obstruct. Pulmonary Dis.	6		Congenital Anomalies	8	
Congenital Anomalies	6		Infectious and Parasitic Diseases	2	
Infectious and Parasitic Diseases	4		Injury, Intent Not Determined	2	
<b>25-44 YEARS</b>	<b>1,324</b>	<b>16.4</b>	<b>25-44 YEARS</b>	<b>1,272</b>	<b>15.8</b>
Injury, Unintentional	297	3.7	Injury, Unintentional	329	4.1
Suicide	213	2.6	Heart Disease	187	2.3
Heart Disease	186	2.3	Suicide	181	2.3
Malignant Neoplasms	171	2.1	Malignant Neoplasms	149	1.9
Infectious and Parasitic Diseases	117	1.5	Infectious and Parasitic Diseases	63	0.8
Homicide	74	0.9	Homicide	63	0.8
Chronic Liver Disease and Cirrhosis	33	0.4	Diabetes Mellitus	33	0.4
Diabetes Mellitus	27	0.3	Chronic Liver Disease and Cirrhosis	30	0.4

(continued)

## Cause of Death

**Table 7. Leading Underlying Causes of Death for Males by Age, 1996 and 1997**

<u>1996</u>	<u>Number</u>	<u>Rate</u>	<u>1997</u>	<u>Number</u>	<u>Rate</u>
<b>45-64 YEARS</b>	<b>3,857</b>	<b>75.0</b>	<b>45-64 YEARS</b>	<b>3,636</b>	<b>68.2</b>
Malignant Neoplasms	1,317	25.6	Malignant Neoplasms	1,198	22.5
Heart Disease	1,265	24.6	Heart Disease	1,142	21.4
Injury, Unintentional	181	3.5	Injury, Unintentional	214	4.0
Cerebrovascular Disease	144	2.8	Cerebrovascular Disease	133	2.5
Chronic Obstruct. Pulmonary Dis.	125	2.4	Diabetes Mellitus	110	2.1
Diabetes Mellitus	99	1.9	Suicide	109	2.0
Suicide	91	1.8	Chronic Liver Disease and Cirrhosis	99	1.9
Chronic Liver Dis. and Cirrhosis	86	1.7	Chronic Obstruct. Pulmonary Dis.	95	1.8
<b>65-74 YEARS</b>	<b>5,084</b>	<b>307.2</b>	<b>65-74 YEARS</b>	<b>4,952</b>	<b>301.5</b>
Malignant Neoplasms	1,690	102.1	Malignant Neoplasms	1,702	103.6
Heart Disease	1,668	100.8	Heart Disease	1,562	95.1
Chronic Obstruct. Pulmonary Dis.	284	17.2	Chronic Obstruct. Pulmonary Dis.	311	18.9
Cerebrovascular Disease	275	16.6	Cerebrovascular Disease	254	15.5
Diabetes Mellitus	151	9.1	Diabetes Mellitus	133	8.1
Atheroscler. and Other Arterial Dis.	114	6.9	Atheroscler. and Other Arterial Dis.	113	6.9
Pneumonia and Influenza	114	6.9	Pneumonia and Influenza	110	6.7
Injury, Unintentional	96	5.8	Injury, Unintentional	100	6.1
<b>75 YEARS AND OVER</b>	<b>11,388</b>	<b>963.6</b>	<b>75 YEARS AND OVER</b>	<b>11,439</b>	<b>943.8</b>
Heart Disease	4,113	348.0	Heart Disease	3,927	324.0
Malignant Neoplasms	2,293	194.0	Malignant Neoplasms	2,362	194.9
Cerebrovascular Disease	1,000	84.6	Cerebrovascular Disease	984	81.2
Chronic Obstruct. Pulmonary Dis.	660	55.8	Chronic Obstruct. Pulmonary Dis.	676	55.8
Pneumonia and Influenza	594	50.3	Pneumonia and Influenza	626	51.7
Atheroscler. and Other Arterial Dis.	302	25.6	Injury, Unintentional	282	23.3
Injury, Unintentional	271	22.9	Atheroscler. and Other Arterial Dis.	265	21.9
Diabetes Mellitus	263	22.3	Diabetes Mellitus	245	20.2

Notes: Age-specific rates are deaths per 10,000 males in that age group. A rate is not calculated when there were fewer than 20 deaths.

Underlying cause of death is the disease or injury that initiated events resulting in death.

For the ICD-9 codes used for the cause-of-death groupings, see Technical Notes, page 55.

For the population estimates used to calculate rates, see Technical Notes, page 58.

- Death rates among males decreased from 1996 to 1997, most noticeably among infants less than one year of age and among middle-aged and older men (ages 45-64, 65-74 and 75 and older).
- Among all leading causes of death, malignant neoplasms (cancer), chronic obstructive pulmonary disease, unintentional injuries and suicides accounted for a higher number and rate of death overall for males than for females.

## Cause of Death

**Table 8. Leading Underlying Causes of Death for Females by Age, 1996 and 1997**

<u>1996</u>	<u>Number</u>	<u>Rate</u>	<u>1997</u>	<u>Number</u>	<u>Rate</u>
<b>TOTAL, ALL AGES</b>	22,650	86.4	<b>TOTAL, ALL AGES</b>	22,788	86.0
Heart Disease	6,938	26.5	Heart Disease	6,848	25.9
Malignant Neoplasms	4,981	19.0	Malignant Neoplasms	5,120	19.3
Cerebrovascular Disease	2,233	8.5	Cerebrovascular Disease	2,279	8.6
Pneumonia and Influenza	974	3.7	Pneumonia and Influenza	956	3.6
Chronic Obstruct. Pulmonary Dis.	913	3.5	Chronic Obstruct. Pulmonary Dis.	928	3.5
Injury, Unintentional	751	2.9	Injury, Unintentional	666	2.5
Diabetes Mellitus	630	2.4	Diabetes Mellitus	657	2.5
Atheroscler. & Other Arterial Dis.	472	1.8	Atheroscler. & Other Arterial Dis.	467	1.8
<b>LESS THAN 1 YEAR</b>	211	64.6	<b>LESS THAN 1 YEAR</b>	179	54.7
Conditions of Perinatal Period	100	30.6	Conditions of Perinatal Period	79	24.2
Congenital Anomalies	50	15.3	Congenital Anomalies	40	12.2
Sudden Infant Death Syndrome	29	8.9	Sudden Infant Death Syndrome	20	6.1
Homicide	5		Pneumonia and Influenza	6	
Cerebrovascular Disease	4		Infectious and Parasitic Diseases	4	
Injury, Unintentional	4		Injury, Unintentional	4	
Infectious and Parasitic Diseases	1		Meningitis	3	
Heart Disease	1		Malignant Neoplasms	2	
<b>1-14 YEARS</b>	101	2.0	<b>1-14 YEARS</b>	99	1.9
Injury, Unintentional	45	0.9	Injury, Unintentional	41	0.8
Malignant Neoplasms	11		Malignant Neoplasms	12	
Heart Disease	7		Congenital Anomalies	5	
Homicide	6		Infectious and Parasitic Diseases	4	
Congenital Anomalies	5		Homicide	4	
Pneumonia and Influenza	3		Pneumonia and Influenza	3	
Suicide	3		Meningitis	2	
Infectious and Parasitic Diseases	2		Heart Disease	2	
<b>15-24 YEARS</b>	145	4.1	<b>15-24 YEARS</b>	140	3.9
Injury, Unintentional	76	2.2	Injury, Unintentional	64	1.8
Malignant Neoplasms	18		Malignant Neoplasms	13	
Suicide	13		Suicide	13	
Homicide	11		Homicide	11	
Heart Disease	5		Heart Disease	7	
Infectious and Parasitic Diseases	3		Infectious and Parasitic Diseases	4	
Congenital Anomalies	3		Congenital Anomalies	4	
Cerebrovascular Disease	2		Diabetes Mellitus	2	
<b>25-44 YEARS</b>	690	8.6	<b>25-44 YEARS</b>	688	9.1
Malignant Neoplasms	212	2.7	Malignant Neoplasms	220	2.9
Injury, Unintentional	138	1.7	Injury, Unintentional	92	1.2
Heart Disease	74	0.9	Heart Disease	80	1.1
Suicide	34	0.4	Suicide	47	0.6
Infectious and Parasitic Diseases	23	0.3	Infectious and Parasitic Diseases	28	0.4
Diabetes Mellitus	22	0.3	Cerebrovascular Disease	25	0.3
Chronic Liver Dis. and Cirrhosis	19		Homicide	23	0.3
Cerebrovascular Disease	15		Diabetes Mellitus	19	

(continued)

## Cause of Death

**Table 8. Leading Underlying Causes of Death for Females by Age, 1996 and 1997**

<u>1996</u>			<u>1997</u>		
	<u>Number</u>	<u>Rate</u>		<u>Number</u>	<u>Rate</u>
<b>45-64 YEARS</b>	<b>2,369</b>	<b>44.7</b>	<b>45-64 YEARS</b>	<b>2,337</b>	<b>42.6</b>
Malignant Neoplasms	1,080	20.4	Malignant Neoplasms	1,105	20.2
Heart Disease	441	8.3	Heart Disease	417	7.6
Cerebrovascular Disease	101	1.9	Cerebrovascular Disease	112	2.0
Injury, Unintentional	99	1.9	Diabetes Mellitus	92	1.7
Diabetes Mellitus	90	1.7	Injury, Unintentional	82	1.5
Chronic Obstruct. Pulmonary Dis.	71	1.3	Chronic Obstruct. Pulmonary Dis.	76	1.4
Chronic Liver Dis. and Cirrhosis	47	0.9	Chronic Liver Dis. and Cirrhosis	46	0.8
Infectious and Parasitic Diseases	42	0.8	Pneumonia and Influenza	40	0.7
<b>65-74 YEARS</b>	<b>3,464</b>	<b>177.2</b>	<b>65-74 YEARS</b>	<b>3,464</b>	<b>178.5</b>
Malignant Neoplasms	1,280	65.5	Malignant Neoplasms	1,292	66.6
Heart Disease	899	46.0	Heart Disease	871	44.9
Cerebrovascular Disease	216	11.0	Cerebrovascular Disease	241	12.4
Chronic Obstruct. Pulmonary Dis.	201	10.3	Chronic Obstruct. Pulmonary Dis.	233	12.0
Diabetes Mellitus	129	6.6	Diabetes Mellitus	140	7.2
Pneumonia and Influenza	72	3.7	Injury, Unintentional	66	3.4
Injury, Unintentional	63	3.2	Atheroscler. and Other Arterial Dis.	60	3.1
Atheroscler. and Oth. Arterial Dis.	62	3.2	Pneumonia and Influenza	59	3.0
<b>75 YEARS AND OVER</b>	<b>15,670</b>	<b>757.5</b>	<b>75 YEARS AND OVER</b>	<b>15,881</b>	<b>755.9</b>
Heart Disease	5,511	266.4	Heart Disease	5,470	260.4
Malignant Neoplasms	2,380	115.0	Malignant Neoplasms	2,476	117.8
Cerebrovascular Disease	1,893	91.5	Cerebrovascular Disease	1,897	90.3
Pneumonia and Influenza	850	41.1	Pneumonia and Influenza	842	40.1
Chronic Obstruct. Pulmonary Dis.	628	30.4	Chronic Obstruct. Pulmonary Dis.	608	28.9
Diabetes Mellitus	387	18.7	Diabetes Mellitus	403	19.2
Atheroscler. and Oth. Arterial Dis.	385	18.6	Atheroscler. and Other Arterial Dis.	374	17.8
Injury, Unintentional	326	15.8	Injury, Unintentional	317	15.1

Notes: Age-specific rates are deaths per 10,000 females in that age group. A rate is not calculated when there were fewer than 20 deaths.

Underlying cause of death is the disease or injury that initiated events resulting in death.

For the ICD-9 codes used for the cause-of-death groupings, see Technical Notes, page 55.

For the population estimates used to calculate rates, see Technical Notes, page 58.

- Death rates among females did not change markedly from 1996 to 1997, except for a decrease in the rate of death among infants.
- Cerebrovascular disease (stroke), pneumonia and influenza, and diabetes mellitus account for higher numbers and rates of death overall for females than for males.



## Cause of Death

**Table 9. Deaths by Underlying Cause of Death, Age and Sex, 1997**

	Total	All Ages		Under 1		1 - 4		5 - 9	
		Male	Female	Male	Female	Male	Female	Male	Female
<b>Total, All Causes</b>	<b>44,860</b>	<b>22,072</b>	<b>22,788</b>	<b>252</b>	<b>179</b>	<b>46</b>	<b>43</b>	<b>35</b>	<b>24</b>
<b>Age/Sex-Specific Death Rate</b>	<b>86</b>	<b>86</b>	<b>86</b>	<b>73.8</b>	<b>54.7</b>	<b>3.3</b>	<b>3.2</b>	<b>1.8</b>	<b>1.3</b>
Tuberculosis	11	10	1						
Septicemia	283	121	162		1				1
Human Immunodeficiency Virus	80	68	12						
Other Infectious and Parasitic	198	91	107	4	3	3	1		2
Malignant Neoplasms	10,570	5,450	5,120	1	2	4	4	5	1
Benign and Uncertain Neoplasms	161	78	83			1			
Diabetes Mellitus	1,179	522	657						1
Nutritional Deficiencies	119	39	80						
Anemias	79	37	42				1		
Meningitis	10	3	7	1	3		2		
Circulatory Diseases	18,492	8,744	9,748	6	3	1	1		1
Heart Disease	13,683	6,835	6,848	4	1	1	1		1
Hypertension w/ or w/o Renal	217	63	154						
Cerebrovascular Disease	3,678	1,399	2,279	2	2				
Atherosclerosis	276	107	169						
Other Arterial Disease	638	340	298						
Acute Bronchitis and Bronchiol.	7	4	3	1					
Pneumonia and Influenza	1,765	809	956	8	6	1	3		
Chronic Obstructive Pulmonary	2,020	1,092	928	2	1			1	
Ulcer of Stomach and Duodenum	99	37	62						
Appendicitis	7	3	4						
Abd. Hernia and Intest. Obstr.	148	49	99		1				
Chronic Liver Dis. and Cirrhosis	375	220	155						
Cholelithiasis and Gallbladder	51	23	28						
Nephritis and Nephrosis	550	267	283						
Infections of the Kidney	14	4	10						
Hyperplasia of the Prostate	9	9							
Complications of Pregnancy	2		2						
Congenital Anomalies	224	126	98	57	40	9	2	1	1
Conditions of Perinatal Period	198	117	81	115	79	1			
Ill-Defined Conditions	155	74	81	30	25	2	2		
Sudden Infant Death Syndrome	45	25	20	25	20				
All Other Diseases	5,384	2,243	3,141	11	11	6	6	3	6
Accidents and Adverse Effects	1,837	1,171	666	12	4	10	19	21	10
Motor Vehicle Accidents	743	499	244			1	8	12	7
Suicide	577	475	102						
Homicide and Legal Intervent.	213	156	57	3		8	2	3	1
All Other External Causes	43	30	13	1				1	

(continued)

## Cause of Death

**Table 9. Deaths by Underlying Cause of Death, Age and Sex, 1997**

	10 - 14		15 - 19		20 - 24		25 - 29	
	Male	Female	Male	Female	Male	Female	Male	Female
<b>Total, All Causes</b>	<b>45</b>	<b>32</b>	<b>175</b>	<b>67</b>	<b>220</b>	<b>73</b>	<b>197</b>	<b>75</b>
<b>Age/Sex-Specific Death Rate</b>	<b>2.2</b>	<b>1.6</b>	<b>8.5</b>	<b>3.4</b>	<b>12.9</b>	<b>4.4</b>	<b>11.4</b>	<b>4.3</b>
Tuberculosis			1					
Septicemia	1						1	1
Human Immunodeficiency Virus						2	5	2
Other Infectious and Parasitic	1		1	1		1		2
Malignant Neoplasms	3	7	6	7	20	6	12	10
Benign and Uncertain Neoplasms	1	1	1			1		1
Diabetes Mellitus					1	2		
Nutritional Deficiencies								
Anemias							1	
Meningitis				1				
Circulatory Diseases	2		5	4	5	7	8	14
Heart Disease	2		5	3	5	4	5	12
Hypertension w/ or w/o Renal								
Cerebrovascular Disease							2	
Atherosclerosis								
Other Arterial Disease				1		1	2	
Acute Bronchitis and Bronchiol.								
Pneumonia and Influenza			1				1	1
Chronic Obstructive Pulmonary		1				1	2	1
Ulcer of Stomach and Duodenum							1	
Appendicitis								
Abd. Hernia and Intest. Obstr.	1							
Chronic Liver Dis. and Cirrhosis							1	2
Cholelithiasis and Gallbladder				1				
Nephritis and Nephrosis	1				1			
Infections of the Kidney								
Hyperplasia of the Prostate								
Complications of Pregnancy								2
Congenital Anomalies	1	2	3	1	5	3		2
Conditions of Perinatal Period								
Ill-Defined Conditions		1	1	2	2	1	4	2
Sudden Infant Death Syndrome								
All Other Diseases	4	5	6	4	7	7	10	9
Accidents and Adverse Effects	21	12	83	35	99	29	80	17
Motor Vehicle Accidents	12	7	59	33	66	26	51	9
Suicide	7	2	39	5	48	8	51	6
Homicide and Legal Intervent.	2	1	28	6	30	5	20	3
All Other External Causes					2			

(continued)

## Cause of Death

**Table 9. Deaths by Underlying Cause of Death, Age and Sex, 1997**

	30 - 34		35 - 39		40 - 44		45 - 49	
	Male	Female	Male	Female	Male	Female	Male	Female
<b>Total, All Causes</b>	<b>256</b>	<b>117</b>	<b>353</b>	<b>214</b>	<b>466</b>	<b>282</b>	<b>629</b>	<b>365</b>
<b>Age/Sex-Specific Death Rate</b>	<b>13.3</b>	<b>6.1</b>	<b>15.7</b>	<b>9.8</b>	<b>21.8</b>	<b>13.5</b>	<b>34.7</b>	<b>19.9</b>
Tuberculosis								
Septicemia				2		1	3	
Human Immunodeficiency Virus	20	5	20		9	1	7	1
Other Infectious and Parasitic	3	1	2	6	3	7	6	4
Malignant Neoplasms	18	24	38	72	81	114	137	174
Benign and Uncertain Neoplasms		2	3	1	3	2	4	1
Diabetes Mellitus	6	6	13	7	14	6	15	15
Nutritional Deficiencies							1	
Anemias	1						1	
Meningitis								
Circulatory Diseases	30	19	59	25	127	50	208	64
Heart Disease	27	15	48	19	107	34	178	42
Hypertension w/ or w/o Renal					2	1		2
Cerebrovascular Disease	3	3	5	6	17	14	21	16
Atherosclerosis			2			1	2	
Other Arterial Disease		1	4		1		7	4
Acute Bronchitis and Bronchiol.								
Pneumonia and Influenza	2	1	3	3	6	1	10	5
Chronic Obstructive Pulmonary	2	1	1	1	2	5	5	7
Ulcer of Stomach and Duodenum						1	1	1
Appendicitis				1				
Abd. Hernia and Intest. Obstr.								1
Chronic Liver Dis. and Cirrhosis	3	1	14	5	12	10	24	7
Cholelithiasis and Gallbladder								
Nephritis and Nephrosis			1	1	2	1	5	2
Infections of the Kidney								
Hyperplasia of the Prostate								
Complications of Pregnancy								
Congenital Anomalies	4	3	7	1	2	4	2	4
Conditions of Perinatal Period		1						
Ill-Defined Conditions	1	3	4	1	3	1	5	4
Sudden Infant Death Syndrome								
All Other Diseases	27	15	33	26	57	32	65	35
Accidents and Adverse Effects	89	17	88	30	72	28	81	25
Motor Vehicle Accidents	45	11	36	18	43	18	39	16
Suicide	28	12	46	17	56	12	40	9
Homicide and Legal Intervent.	17	5	16	11	10	4	8	2
All Other External Causes	5	1	5	4	7	2	1	4

(continued)

## Cause of Death

**Table 9. Deaths by Underlying Cause of Death, Age and Sex, 1997**

	50 - 54		55 - 59		60 - 64		65 - 69	
	Male	Female	Male	Female	Male	Female	Male	Female
<b>Total, All Causes</b>	<b>740</b>	<b>480</b>	<b>933</b>	<b>608</b>	<b>1,334</b>	<b>884</b>	<b>2,161</b>	<b>1,384</b>
<b>Age/Sex-Specific Death Rate</b>	<b>51.4</b>	<b>32.7</b>	<b>83.7</b>	<b>52.3</b>	<b>138.5</b>	<b>87</b>	<b>244</b>	<b>137.2</b>
Tuberculosis							2	1
Septicemia	2	1	6	2	4	2	8	10
Human Immunodeficiency Virus	4	1	1		2			
Other Infectious and Parasitic	5	3	6	7	5	4	8	9
Malignant Neoplasms	220	218	336	291	505	422	829	560
Benign and Uncertain Neoplasms	3	1	5		3	5	3	6
Diabetes Mellitus	27	11	27	24	41	42	52	59
Nutritional Deficiencies		1	1	1		1	2	1
Anemias		1		1	2	1	2	1
Meningitis	1							
Circulatory Diseases	275	115	347	157	507	229	809	445
Heart Disease	245	87	297	116	422	172	659	332
Hypertension w/ or w/o Renal	1	2			1	3	5	5
Cerebrovascular Disease	17	23	35	35	60	38	100	82
Atherosclerosis	4	1	2		5	1	11	3
Other Arterial Disease	8	2	13	6	19	15	34	23
Acute Bronchitis and Bronchiol.	1							
Pneumonia and Influenza	12	10	13	12	16	13	30	21
Chronic Obstructive Pulmonary	16	16	24	16	50	37	135	77
Ulcer of Stomach and Duodenum	1	1	2	1	2	3	2	1
Appendicitis	1	1			1			
Abd. Hernia and Intest. Obstr.	1		3	1	2	3	1	3
Chronic Liver Dis. and Cirrhosis	25	14	20	16	30	9	34	25
Cholelithiasis and Gallbladder				1	2	2	2	1
Nephritis and Nephrosis	5	2	2	4	9	12	22	6
Infections of the Kidney					1			1
Hyperplasia of the Prostate								
Complications of Pregnancy								
Congenital Anomalies	1	5	3		4	2	1	3
Conditions of Perinatal Period								
Ill-Defined Conditions			1	3	1		5	2
Sudden Infant Death Syndrome								
All Other Diseases	61	49	72	47	79	69	143	129
Accidents and Adverse Effects	46	17	39	16	48	24	50	19
Motor Vehicle Accidents	12	11	17	9	20	12	17	8
Suicide	30	7	22	8	17	4	20	2
Homicide and Legal Intervent.	3	5			3			2
All Other External Causes		1	3				1	

(continued)

## Cause of Death

**Table 9. Deaths by Underlying Cause of Death, Age and Sex, 1997**

	70 - 74		75 - 79		80 - 84		85 - 89	
	Male	Female	Male	Female	Male	Female	Male	Female
<b>Total, All Causes</b>	<b>2,791</b>	<b>2,080</b>	<b>3,307</b>	<b>2,913</b>	<b>3,641</b>	<b>3,810</b>	<b>2,600</b>	<b>4,077</b>
<b>Age/Sex-Specific Death Rate</b>	<b>368.8</b>	<b>223.3</b>	<b>570.9</b>	<b>354.6</b>	<b>960.4</b>	<b>591.0</b>	<b>1,444</b>	<b>1,013</b>
Tuberculosis	1		3		1		2	
Septicemia	19	14	18	21	28	38	20	34
Human Immunodeficiency Virus								
Other Infectious and Parasitic	8	14	13	13	11	13	6	7
Malignant Neoplasms	873	732	909	762	802	762	427	567
Benign and Uncertain Neoplasms	13	8	8	14	14	9	11	10
Diabetes Mellitus	81	81	82	101	88	130	59	104
Nutritional Deficiencies	3	1	5	7	7	15	9	15
Anemias	4		5	4	9	9	3	7
Meningitis			1			1		
Circulatory Diseases	1,131	740	1,395	1,208	1,629	1,789	1,252	2,042
Heart Disease	903	539	1,078	870	1,218	1,245	918	1,384
Hypertension w/ or w/o Renal	6	8	11	22	11	24	14	38
Cerebrovascular Disease	154	159	242	249	304	454	261	535
Atherosclerosis	3	5	10	12	21	21	23	35
Other Arterial Disease	65	29	54	55	75	45	36	50
Acute Bronchitis and Bronchiol.				1		1	1	
Pneumonia and Influenza	80	38	119	88	150	161	176	217
Chronic Obstructive Pulmonary	176	156	229	204	227	171	139	141
Ulcer of Stomach and Duodenum	2	5	5	7	8	13	5	15
Appendicitis	1			1		1		
Abd. Hernia and Intest. Obstr.	9	3	7	12	8	13	10	33
Chronic Liver Dis. and Cirrhosis	23	17	18	28	12	12	3	6
Cholelithiasis and Gallbladder	4	4	5	4	4	5	4	3
Nephritis and Nephrosis	32	20	41	34	57	63	42	69
Infections of the Kidney		2		1		2	1	1
Hyperplasia of the Prostate	1		1		2		2	
Complications of Pregnancy								
Congenital Anomalies	8		7	6	6	10	4	4
Conditions of Perinatal Period			1			1		
Ill-Defined Conditions	6	2	3	4	2	14	2	5
Sudden Infant Death Syndrome								
All Other Diseases	241	191	335	343	475	502	347	698
Accidents and Adverse Effects	50	47	76	47	85	69	63	96
Motor Vehicle Accidents	12	16	21	13	19	10	13	11
Suicide	19	1	19	1	16	4	11	3
Homicide and Legal Intervent.	4	4	1	2		2		
All Other External Causes	2		1				1	

(continued)

**Table 9. Deaths by Underlying Cause of Death, Age and Sex, 1997**

	<b>90 - 94</b>		<b>95 +</b>	
	<u>Male</u>	<u>Female</u>	<u>Male</u>	<u>Female</u>
<b>Total, All Causes</b>	<b>1,414</b>	<b>3,226</b>	<b>477</b>	<b>1,855</b>
<b>Age/Sex-Specific Death Rate</b>	<b>2,405</b>	<b>1,853</b>	<b>3,245</b>	<b>3,176</b>
Tuberculosis				
Septicemia	7	19	4	15
Human Immunodeficiency Virus				
Other Infectious and Parasitic	5	6	1	3
Malignant Neoplasms	177	284	47	101
Benign and Uncertain Neoplasms	5	13		8
Diabetes Mellitus	14	45	2	23
Nutritional Deficiencies	10	19	1	19
Anemias	3	12	6	5
Meningitis				
Circulatory Diseases	693	1,783	255	1,052
Heart Disease	518	1,241	195	730
Hypertension w/ or w/o Renal	10	29	2	20
Cerebrovascular Disease	132	411	45	248
Atherosclerosis	15	56	9	34
Other Arterial Disease	18	46	4	20
Acute Bronchitis and Bronchiol.	1			1
Pneumonia and Influenza	140	215	41	161
Chronic Obstructive Pulmonary	68	64	13	28
Ulcer of Stomach and Duodenum	8	9		5
Appendicitis				
Abd. Hernia and Intest. Obstr.	6	18	1	11
Chronic Liver Dis. and Cirrhosis		1	1	2
Cholelithiasis and Gallbladder	1	5	1	2
Nephritis and Nephrosis	37	45	10	24
Infections of the Kidney	2	2		1
Hyperplasia of the Prostate	1		2	
Complications of Pregnancy				
Congenital Anomalies	1	4		1
Conditions of Perinatal Period				
Ill-Defined Conditions	1	5	1	4
Sudden Infant Death Syndrome				
All Other Diseases	192	610	69	347
Accidents and Adverse Effects	37	66	21	39
Motor Vehicle Accidents	3	1	1	
Suicide	5		1	1
Homicide and Legal Intervent.		1		1
All Other External Causes				1

Notes: The age/sex-specific rates indicate deaths per 10,000 population in that age group. Underlying cause of death is the disease or injury that initiated events resulting in death.

For the ICD-9 codes used for cause-of-death groupings, see Technical Notes, page 56.

For the population estimates used to calculate rates, see Technical Notes, page 58.

## Cause of Death

**Table 10. Deaths by Underlying Cause of Death, Race and Sex, 1997**

	<b>Total</b>		<b>White</b>		<b>Black</b>		<b>AmerIndian</b>		<b>Other</b>	
	<b>Male</b>	<b>Female</b>	<b>Male</b>	<b>Female</b>	<b>Male</b>	<b>Female</b>	<b>Male</b>	<b>Female</b>	<b>Male</b>	<b>Female</b>
<b>Total, All Causes</b>	<b>22,072</b>	<b>22,788</b>	<b>20,998</b>	<b>21,867</b>	<b>874</b>	<b>725</b>	<b>131</b>	<b>128</b>	<b>67</b>	<b>65</b>
Tuberculosis	10	1	6	1	2				2	
Septicemia	121	162	113	146	8	15		1		
Human Immunodef. Virus	68	12	45	6	22	6			1	
Other Infect. and Parasitic	91	107	81	100	10	7				
Malignant Neoplasms	5,450	5,120	5,214	4,904	195	171	25	28	16	17
Benign and Uncertain Neoplasms	78	83	76	78	1	4	1			1
Diabetes Mellitus	522	657	490	607	25	37	7	12		1
Nutritional Deficiencies	39	80	37	76	2	3				1
Anemias	37	42	35	41	2	1				
Meningitis	3	7	2	5	1	2				
Circulatory Diseases	8,744	9,748	8,413	9,443	261	244	46	38	23	21
Heart Disease	6,835	6,848	6,579	6,636	204	175	37	25	15	11
Hypertension w/ or w/o Renal Disease	63	154	57	144	5	8			1	2
Cerebrovascular Dis.	1,399	2,279	1,349	2,209	38	51	6	12	5	7
Atherosclerosis	107	169	106	167	1	1				
Other Arterial Disease	340	298	322	287	13	9	3	1	2	1
Acute Bronch./Bronchiol.	4	3	3	3	1					
Pneumonia and Influenza	809	956	784	940	20	13	3	2	2	1
Chronic Obstr. Pulmonary	1,092	928	1,059	904	26	13	6	8	1	3
Ulcer of Stomach and Duodenum	37	62	37	62						
Appendicitis	3	4	3	4						
Abd. Hernia and Intest. Obs.	49	99	46	96	3	3				
Chr. Liver Dis. & Cirrhosis	220	155	203	140	13	8	3	4	1	3
Cholelithiasis and Gallbladder	23	28	23	28						
Nephritis and Nephrosis	267	283	256	270	10	11	1	2		
Infections of the Kidney	4	10	4	9		1				
Hyperplasia of the Prostate	9		9							
Complications of Pregnancy		2		1		1				
Congenital Anomalies	126	98	112	87	7	9	3	2	4	
Cond. of Perinatal Period	117	81	89	59	27	21		1	1	
Ill-Defined Conditions	74	81	63	66	10	11		2		2
Sudden Infant Death Syndrome	25	20	19	11	6	8		1		
All Other Diseases	2,243	3,141	2,165	3,019	65	101	9	13	4	8
Accidents and Adv. Effects	1,171	666	1,090	630	60	21	15	7	6	7
Suicide	475	102	447	91	15	5	8	6	5	
Homicide and Legal Interv.	156	57	67	41	85	16	3		1	
All Other External Causes	30	13	26	10	3	1	1	2		

Notes: Races other than white, black, and American Indian are combined in the "other" category. The total includes three records for females and two records for males in which race was not reported.

Underlying cause of death is the disease or injury that initiated events resulting in death.

For the ICD-9 codes used for cause-of-death groupings, see Technical Notes, page 56.

## Cause of Death

**Table 11. Leading Underlying Causes of Death by Race, 1996 and 1997**

<u>1996</u>	<u>Number</u>	<u>Percent</u>	<u>1997</u>	<u>Number</u>	<u>Percent</u>
<b>TOTAL, ALL RACES</b>	45,107	100.0	<b>TOTAL, ALL RACES</b>	44,860	100.0
Heart Disease	14,191	31.5	Heart Disease	13,683	30.5
Malignant Neoplasms	10,475	23.2	Malignant Neoplasms	10,570	23.6
Cerebrovascular Disease	3,681	8.2	Cerebrovascular Disease	3,678	8.2
Chronic Obstr. Pulmonary Dis.	2,001	4.4	Chronic Obstr. Pulmonary Dis.	2,020	4.5
Injury, Unintentional	1,848	4.1	Injury, Unintentional	1,837	4.1
Pneumonia and Influenza	1,753	3.9	Pneumonia and Influenza	1,765	3.9
Diabetes Mellitus	1,170	2.6	Diabetes Mellitus	1,179	2.6
Atheroscler. & Other Art. Dis.	947	2.1	Atheroscler. & Other Art. Dis.	914	2.0
<b>WHITE</b>	43,037	100.0	<b>WHITE</b>	42,865	100.0
Heart Disease	13,735	31.9	Heart Disease	13,215	30.8
Malignant Neoplasms	10,005	23.2	Malignant Neoplasms	10,118	23.6
Cerebrovascular Disease	3,547	8.2	Cerebrovascular Disease	3,558	8.3
Chronic Obstr. Pulmonary Dis.	1,938	4.5	Chronic Obstr. Pulmonary Dis.	1,963	4.6
Injury, Unintentional	1,733	4.0	Pneumonia and Influenza	1,724	4.0
Pneumonia and Influenza	1,696	3.9	Injury, Unintentional	1,720	4.0
Diabetes Mellitus	1,078	2.5	Diabetes Mellitus	1,097	2.6
Atheroscler. & Other Art. Dis.	925	2.1	Atheroscler. & Other Art. Dis.	882	2.1
<b>BLACK</b>	1,670	100.0	<b>BLACK</b>	1,599	100.0
Malignant Neoplasms	382	22.9	Heart Disease	379	23.7
Heart Disease	363	21.7	Malignant Neoplasms	366	22.9
Homicide	109	6.5	Homicide	101	6.3
Cerebrovascular Disease	103	6.2	Cerebrovascular Disease	89	5.6
Injury, Unintentional	81	4.9	Injury, Unintentional	81	5.1
Diabetes Mellitus	70	4.2	Infectious and Parasitic Diseases	70	4.4
Infectious and Parasitic Diseases	69	4.1	Diabetes Mellitus	62	3.9
Conditions of Perinatal Period	60	3.6	Conditions of Perinatal Period	48	3.0

Notes: Races other than white and black are included in the "total" category. The total for 1997 includes five records in which race was not reported.

Underlying cause of death is the disease or injury that initiated the events resulting in death.

For the ICD-9 codes used for cause-of-death groupings, see Technical Notes, page 55.

- Heart disease accounts for a smaller proportion of deaths among blacks than among whites. In 1997, heart disease accounted for 24 percent of deaths among blacks and 31 percent of deaths among whites.
- Cancer was the cause of death for 23 percent of deaths among blacks and 24 percent of deaths among whites.
- Differences in leading causes of death by race partly reflect differences in population age structure: compared with the total state population, larger proportions of blacks and other minority groups are children and young adults.



## Cause of Death

**Table 12. Leading Underlying Causes of Death for Males by Race, 1996 and 1997**

<u>1996</u>	<u>Number</u>	<u>Percent</u>	<u>1997</u>	<u>Number</u>	<u>Percent</u>
<b>TOTAL, ALL RACES</b>	22,457	100.0	<b>TOTAL, ALL RACES</b>	22,072	100.0
Heart Disease	7,253	32.3	Heart Disease	6,835	31.0
Malignant Neoplasms	5,494	24.5	Malignant Neoplasms	5,450	24.7
Cerebrovascular Disease	1,448	6.4	Cerebrovascular Disease	1,399	6.3
Injury, Unintentional	1,097	4.9	Injury, Unintentional	1,171	5.3
Chronic Obstruct. Pulmonary Dis.	1,088	4.8	Chronic Obstruct. Pulmonary Dis.	1,092	4.9
Pneumonia and Influenza	779	3.5	Pneumonia and Influenza	809	3.7
Diabetes Mellitus	540	2.4	Diabetes Mellitus	522	2.4
Suicide	498	2.2	Suicide	475	2.2
<b>WHITE</b>	21,331	100.0	<b>WHITE</b>	20,998	100.0
Heart Disease	7,017	32.9	Heart Disease	6,579	31.3
Malignant Neoplasms	5,232	24.5	Malignant Neoplasms	5,214	24.8
Cerebrovascular Disease	1,389	6.5	Cerebrovascular Disease	1,349	6.4
Chronic Obstruct. Pulmonary Dis.	1,049	4.9	Chronic Obstruct. Pulmonary Dis.	1,090	5.2
Injury, Unintentional	1,028	4.8	Injury, Unintentional	1,059	5.0
Pneumonia and Influenza	746	3.5	Pneumonia and Influenza	784	3.7
Diabetes Mellitus	505	2.4	Suicide	490	2.3
Suicide	475	2.2	Diabetes Mellitus	447	2.1
<b>BLACK</b>	927	100.0	<b>BLACK</b>	874	100.0
Malignant Neoplasms	217	23.4	Heart Disease	204	23.3
Heart Disease	183	19.7	Malignant Neoplasms	195	22.3
Homicide	91	9.8	Homicide	85	9.7
Injury, Unintentional	50	5.4	Injury, Unintentional	60	6.9
Infectious and Parasitic Diseases	48	5.2	Infectious and Parasitic Diseases	42	4.8
Cerebrovascular Disease	48	5.2	Cerebrovascular Disease	38	4.3
Chronic Obstruct. Pulmonary Dis.	38	4.1	Conditions of Perinatal Period	27	3.1
Conditions of Perinatal Period	32	3.5	Chronic Obstruct. Pulmonary Dis.	26	3.0

Notes: Races other than white and black are included in the "total" category. Five records in which race was not reported are included in the total for 1996, and two records in which race was not reported are included in the total for 1997.

Underlying cause of death is the disease or injury that initiated events resulting in death.

For the ICD-9 codes used for cause-of-death groupings, see Technical Notes, page 55.

- Heart disease and malignant neoplasms (cancer) are the leading causes of death for both white and black males in Wisconsin.
- Homicide is the third leading cause of death among black males in Wisconsin, accounting for about 10 percent of deaths in 1997.
- Cerebrovascular disease (stroke) is the third leading cause of death among white males in Wisconsin, accounting for about 6 percent of deaths.

## Cause of Death

**Table 13. Leading Underlying Causes of Death for Females by Race, 1996 and 1997**

<u>1996</u>	<u>Number</u>	<u>Percent</u>	<u>1997</u>	<u>Number</u>	<u>Percent</u>
<b>TOTAL, ALL RACES</b>	<b>22,650</b>	<b>100.0</b>	<b>TOTAL, ALL RACES</b>	<b>22,788</b>	<b>100.0</b>
Heart Disease	6,938	30.6	Heart Disease	6,848	30.1
Malignant Neoplasms	4,981	22.0	Malignant Neoplasms	5,120	22.5
Cerebrovascular Disease	2,233	9.9	Cerebrovascular Disease	2,279	10.0
Pneumonia and Influenza	974	4.3	Pneumonia and Influenza	956	4.2
Chronic Obstruct. Pulmonary Dis.	913	4.0	Chronic Obstruct. Pulmonary Dis.	928	4.1
Injury, Unintentional	751	3.3	Injury, Unintentional	666	2.9
Diabetes Mellitus	630	2.8	Diabetes Mellitus	657	2.9
Atheroscler. and Other Art. Dis.	472	2.1	Atheroscler. and Other Art. Dis.	467	2.0
<b>WHITE</b>	<b>21,706</b>	<b>100.0</b>	<b>WHITE</b>	<b>21,867</b>	<b>100.0</b>
Heart Disease	6,718	30.9	Heart Disease	6,636	30.3
Malignant Neoplasms	4,773	22.0	Malignant Neoplasms	4,904	22.4
Cerebrovascular Disease	2,158	9.9	Cerebrovascular Disease	2,209	10.1
Pneumonia and Influenza	950	4.4	Pneumonia and Influenza	940	4.3
Chronic Obstruct. Pulmonary Dis.	889	4.1	Chronic Obstruct. Pulmonary Dis.	904	4.1
Injury, Unintentional	705	3.2	Injury, Unintentional	630	2.9
Diabetes Mellitus	573	2.6	Diabetes Mellitus	607	2.8
Atheroscler. and Other Art. Dis.	456	2.1	Atheroscler. and Other Art. Dis.	454	2.1
<b>BLACK</b>	<b>743</b>	<b>100.0</b>	<b>BLACK</b>	<b>725</b>	<b>100.0</b>
Heart Disease	180	24.2	Heart Disease	175	24.1
Malignant Neoplasms	165	22.2	Malignant Neoplasms	171	23.6
Cerebrovascular Disease	55	7.4	Cerebrovascular Disease	51	7.0
Diabetes Mellitus	43	5.8	Diabetes Mellitus	37	5.1
Injury, Unintentional	31	4.2	Infectious and Parasitic Diseases	28	3.9
Conditions of Perinatal Period	28	3.8	Conditions of Perinatal Period	21	2.9
Infectious and Parasitic Diseases	21	2.8	Injury, Unintentional	21	2.9
Chronic Obstruct. Pulmonary Dis.	19	2.6	Homicide	16	2.2

Notes: Races other than white and black are included in the "total" category. Three records in which race was not reported are included in the total for 1997.

Underlying cause of death is the disease or injury that initiated events resulting in death.

For the ICD-9 codes used for cause of death groupings, see Technical Notes, page 55.

- Heart disease and malignant neoplasms (cancer) are the leading causes of death among both white and black females in Wisconsin.
- Diabetes accounts for nearly twice the proportion of deaths among black women as among all women statewide.

**Cause of Death**

**Table 14. Deaths by Underlying Cause of Death and County of Residence, 1997**

County of Residence	Total	Adams	Ashland	Barron	Bayfield	Brown	Buffalo	Burnett	Calumet	Chippewa	Clark
<b>Total Deaths, All Causes</b>	<b>44,860</b>	<b>183</b>	<b>193</b>	<b>444</b>	<b>162</b>	<b>1,472</b>	<b>159</b>	<b>170</b>	<b>231</b>	<b>499</b>	<b>318</b>
<b>Male</b>	<b>22,072</b>	111	98	219	83	708	70	98	119	255	169
<b>Female</b>	<b>22,788</b>	72	95	225	79	764	89	72	112	244	149
Tuberculosis	11				1			1			
Septicemia	283		2	1	1	15			1	3	3
Human Immunodeficiency Virus	80	1			1	2			1		
Other Infectious and Parasitic	198	1	1	2		5	1				2
Malignant Neoplasms	10,570	55	34	92	41	363	37	49	60	100	71
Benign and Uncertain Neoplasms	161			1		3	2	2	2	2	2
Diabetes Mellitus	1,179	9	9	16	7	29	2	5	5	13	11
Nutritional Deficiencies	119			1		1				1	
Anemias	79		1		1	4				1	
Meningitis	10									1	
Circulatory Diseases	18,492	70	73	182	62	613	73	63	84	214	133
Heart Disease	13,683	49	52	137	43	462	53	42	73	163	102
Hypertension w/ or w/o Renal	217				3	7	1	2	1	3	1
Cerebrovascular Disease	3,678	13	15	36	15	117	17	15	10	40	26
Atherosclerosis	276	4	1	4		5	1	1		3	
Other Arterial Disease	638	4	5	5	1	22	1	3		5	4
Acute Bronchitis and Bronchiol.	7										
Pneumonia and Influenza	1,765	4	10	21	5	42	5	6	10	29	12
Chronic Obstr. Pulmonary Dis.	2,020	8	11	19	7	59	6	4	16	30	13
Ulcer Of Stomach and Duodenum	99	1		2	1	1		2	2	2	
Appendicitis	7										
Abd. Hernia and Intest. Obstr.	148				1	3	1		3	2	1
Chronic Liver Dis. and Cirrhosis	375	1		1	2	11	2	3	2	6	
Cholelithiasis and Gallbladder	51					2				1	1
Nephritis and Nephrosis	550	3	3	10	2	6	6	4	3	7	4
Infections of the Kidney	14								1		
Hyperplasia of the Prostate	9										
Complications of Pregnancy	2										
Congenital Anomalies	224		2	2	1	17		1	1	2	1
Conditions of Perinatal Period	198		1		1	4			1		
Ill-Defined Conditions	155	1		1		2	1		1	1	1
Sudden Infant Death Syndrome	45	1		1					1		1
All Other Diseases	5,384	15	30	66	20	189	13	18	29	55	42
Accidents and Adverse Effects	1,837	6	12	20	7	60	9	10	7	23	17
Suicide	577	6	3	6	1	32	1	2	2	4	2
Homicide and Legal Intervent.	213			1		6				1	2
All Other External Causes	43	2	1			3				1	

(continued)

**Cause of Death**

**Table 14. Deaths by Underlying Cause of Death and County of Residence, 1997**

County of Residence	Columbia	Crawford	Dane	Dodge	Door	Douglas	Dunn	Eau Claire	Florence	Fond du Lac	Forest
<b>Total Deaths, All Causes</b>	<b>494</b>	<b>172</b>	<b>2,437</b>	<b>797</b>	<b>305</b>	<b>499</b>	<b>243</b>	<b>658</b>	<b>46</b>	<b>785</b>	<b>108</b>
<b>Male</b>	<b>225</b>	<b>84</b>	<b>1,176</b>	<b>421</b>	<b>153</b>	<b>242</b>	<b>137</b>	<b>302</b>	<b>25</b>	<b>347</b>	<b>56</b>
<b>Female</b>	<b>269</b>	<b>88</b>	<b>1,261</b>	<b>376</b>	<b>152</b>	<b>257</b>	<b>106</b>	<b>356</b>	<b>21</b>	<b>438</b>	<b>52</b>
Tuberculosis											
Septicemia	3	1	8	4	2	3		7		4	
Human Immunodeficiency Virus			6	3	1					1	
Other Infectious and Parasitic	6		11	4		3		3	1	3	
Malignant Neoplasms	125	29	566	193	78	115	60	135	11	176	21
Benign and Uncertain Neoplasms	3		15	3		3		2		6	
Diabetes Mellitus	15	7	63	17	8	14	2	17		22	2
Nutritional Deficiencies	4		7	3				2		1	
Anemias	1	1	4	1	3			1			
Meningitis				1							
Circulatory Diseases	204	87	934	354	120	215	110	299	29	341	49
Heart Disease	144	68	659	274	81	173	84	207	23	256	41
Hypertension w/ or w/o Renal	3		10	2	1	2		3		5	
Cerebrovascular Disease	49	12	216	69	33	31	23	65	5	63	6
Atherosclerosis	2		9	3	1	1	1	15		5	1
Other Arterial Disease	6	7	40	6	4	8	2	9	1	12	1
Acute Bronchitis and Bronchiol.											
Pneumonia and Influenza	13	2	104	20	10	18	10	26		14	4
Chronic Obstr. Pulmonary Dis.	26	14	124	19	15	20	5	28	1	36	7
Ulcer Of Stomach and Duodenum		1	8	2	2	1				3	1
Appendicitis											
Abd. Hernia and Intest. Obstr.	2	2	7		1	4		4		1	
Chronic Liver Dis. and Cirrhosis	1	1	25	9	3	5	1	4		4	1
Cholelithiasis and Gallbladder			1	2				1		1	
Nephritis and Nephrosis	6	3	28	13	4	12	4	4	1	9	2
Infections of the Kidney			2								
Hyperplasia of the Prostate			1								
Complications of Pregnancy											
Congenital Anomalies		1	17	2		5		4		1	
Conditions of Perinatal Period	4	1	12	2				2		5	
Ill-Defined Conditions	1		10	4	2	1	1	4		4	
Sudden Infant Death Syndrome			2	1			1	1			
All Other Diseases	58	14	334	95	35	55	32	84	1	113	13
Accidents and Adverse Effects	14	7	87	38	19	17	18	23	2	30	6
Suicide	7	1	49	7	2	8		7		9	1
Homicide and Legal Intervent.			9	1						1	1
All Other External Causes	1		5					1			

(continued)

**Cause of Death**

**Table 14. Deaths by Underlying Cause of Death and County of Residence, 1997**

County of Residence	Grant	Green	Green Lake	Iowa	Iron	Jackson	Jefferson	Juneau	Kenosha	Kewaunee	La Crosse
<b>Total Deaths, All Causes</b>	<b>483</b>	<b>308</b>	<b>246</b>	<b>182</b>	<b>101</b>	<b>178</b>	<b>603</b>	<b>263</b>	<b>1,125</b>	<b>172</b>	<b>887</b>
<b>Male</b>	<b>242</b>	<b>158</b>	<b>112</b>	<b>83</b>	<b>56</b>	<b>93</b>	<b>320</b>	<b>142</b>	<b>552</b>	<b>85</b>	<b>427</b>
<b>Female</b>	<b>241</b>	<b>150</b>	<b>134</b>	<b>99</b>	<b>45</b>	<b>85</b>	<b>283</b>	<b>121</b>	<b>573</b>	<b>87</b>	<b>460</b>
Tuberculosis	1										
Septicemia	1	2		1		1	13	1	7	2	2
Human Immunodeficiency Virus							1		2		2
Other Infectious and Parasitic	1	1			1	1	1		8		5
Malignant Neoplasms	107	60	55	35	34	43	153	81	248	42	198
Benign and Uncertain Neoplasms	3			1	1		4	1	2		
Diabetes Mellitus	19	11	11	1	2	6	20	8	51	4	24
Nutritional Deficiencies	2	1	1	2			2		1		1
Anemias				2			1		1		1
Meningitis											
Circulatory Diseases	225	134	107	82	35	78	233	105	482	78	331
Heart Disease	176	91	77	56	25	59	166	78	363	59	210
Hypertension w/ or w/o Renal	3		1	1	1	1	2	1	8		3
Cerebrovascular Disease	34	34	23	18	6	14	57	20	89	14	95
Atherosclerosis	4	2	3	2		1	4	3	10	1	8
Other Arterial Disease	8	7	3	5	3	3	4	3	12	4	15
Acute Bronchitis and Bronchiol.	1										
Pneumonia and Influenza	13	13	7	7	1	2	32	8	70	14	43
Chronic Obstr. Pulmonary Dis.	23	17	14	9	6	6	20	10	60	5	46
Ulcer Of Stomach and Duodenum	1	1					2	1			2
Appendicitis											
Abd. Hernia and Intest. Obstr.		1	2	2		3	1	1	3		5
Chronic Liver Dis. and Cirrhosis	2	1			1		7	2	21	1	2
Cholelithiasis and Gallbladder	2						1		1	2	2
Nephritis and Nephrosis	6	3	1	1		4	3	3	11	4	14
Infections of the Kidney	1				1			1			
Hyperplasia of the Prostate											1
Complications of Pregnancy											
Congenital Anomalies	2	2				1	4	1	6		4
Conditions of Perinatal Period	1	1					4		6		6
Ill-Defined Conditions		1		1		1	1		5		5
Sudden Infant Death Syndrome											
All Other Diseases	43	37	33	20	12	24	67	20	91	7	146
Accidents and Adverse Effects	24	20	14	15	6	7	25	15	36	11	34
Suicide	4	2	1	3	1		8	5	8	2	11
Homicide and Legal Intervent.	1					1			2		2
All Other External Causes									3		

(continued)

**Cause of Death**

**Table 14. Deaths by Underlying Cause of Death and County of Residence, 1997**

County of Residence	Lafayette	Langlade	Lincoln	Manitowoc	Marathon	Marinette	Marquette	Menominee	Milwaukee	Monroe	Oconto
<b>Total Deaths, All Causes</b>	<b>167</b>	<b>228</b>	<b>298</b>	<b>813</b>	<b>875</b>	<b>501</b>	<b>152</b>	<b>35</b>	<b>8,833</b>	<b>354</b>	<b>325</b>
<b>Male</b>	<b>85</b>	<b>115</b>	<b>146</b>	<b>385</b>	<b>433</b>	<b>247</b>	<b>80</b>	<b>21</b>	<b>4,213</b>	<b>185</b>	<b>175</b>
<b>Female</b>	<b>82</b>	<b>113</b>	<b>152</b>	<b>428</b>	<b>442</b>	<b>254</b>	<b>72</b>	<b>14</b>	<b>4,620</b>	<b>169</b>	<b>150</b>
Tuberculosis									5		
Septicemia	1			9	5	1			79	2	2
Human Immunodeficiency Virus				1		1			46		1
Other Infectious and Parasitic	1	2		6	5	2			49		2
Malignant Neoplasms	44	48	71	162	222	110	44	10	2,065	73	68
Benign and Uncertain Neoplasms		2		1	2	2			31	2	1
Diabetes Mellitus	7	3	7	8	26	16	6	1	235	12	13
Nutritional Deficiencies	1			8	2	9	1		26	1	1
Anemias		1	2				1		16	2	1
Meningitis				1	2				2		
Circulatory Diseases	66	103	123	347	310	232	58	7	3,634	149	143
Heart Disease	42	79	88	257	220	196	39	6	2,764	115	107
Hypertension w/ or w/o Renal			2	1	11	3	1		45	1	5
Cerebrovascular Disease	15	19	27	66	63	27	12		659	27	27
Atherosclerosis	7		2	2	3	5	4		46	2	2
Other Arterial Disease	2	5	4	21	13	1	2	1	120	4	2
Acute Bronchitis and Bronchiol.									1		
Pneumonia and Influenza	4	6	12	42	39	19	5	1	299	20	7
Chronic Obstr. Pulmonary Dis.	8	12	11	25	42	28	8		373	27	13
Ulcer Of Stomach and Duodenum			1	2	1	1			20		
Appendicitis						1			2		
Abd. Hernia and Intest. Obstr.	1	4		1	5	1		1	22	1	1
Chronic Liver Dis. and Cirrhosis	1	2	2	5	9	2	4	1	88	3	2
Cholelithiasis and Gallbladder		1	1	2	1	2			6	1	1
Nephritis and Nephrosis	3		4	11	12	7	4		97	4	3
Infections of the Kidney									1	1	
Hyperplasia of the Prostate					1				3		
Complications of Pregnancy									1		
Congenital Anomalies		3	1	7	4		1		50	1	
Conditions of Perinatal Period				5	3	2			67	4	1
Ill-Defined Conditions	1		3	2	4	2		1	38		1
Sudden Infant Death Syndrome				1		2			19		
All Other Diseases	13	24	36	98	132	40	9	3	1,009	38	39
Accidents and Adverse Effects	12	12	14	54	37	15	10	8	329	10	16
Suicide	4	5	9	10	10	7	1	2	98	3	9
Homicide and Legal Intervent.			1	6	1	1			129		
All Other External Causes									12		

(continued)

**Cause of Death**

**Table 14. Deaths by Underlying Cause of Death and County of Residence, 1997**

County of Residence	Oneida	Outagamie	Ozaukee	Pepin	Pierce	Polk	Portage	Price	Racine	Richland	Rock
<b>Total Deaths, All Causes</b>	<b>387</b>	<b>1,196</b>	<b>565</b>	<b>87</b>	<b>242</b>	<b>398</b>	<b>468</b>	<b>207</b>	<b>1,550</b>	<b>201</b>	<b>1,371</b>
<b>Male</b>	<b>189</b>	<b>605</b>	<b>279</b>	<b>35</b>	<b>123</b>	<b>200</b>	<b>255</b>	<b>100</b>	<b>765</b>	<b>101</b>	<b>651</b>
<b>Female</b>	<b>198</b>	<b>591</b>	<b>286</b>	<b>52</b>	<b>119</b>	<b>198</b>	<b>213</b>	<b>107</b>	<b>785</b>	<b>100</b>	<b>720</b>
Tuberculosis											
Septicemia	3	13	2		1	1	3	2	3	1	9
Human Immunodeficiency Virus			1		1		2				1
Other Infectious and Parasitic	3	5	2			3	2	1	2		6
Malignant Neoplasms	108	284	152	22	58	94	103	54	373	46	318
Benign and Uncertain Neoplasms	1	2	1	2	1	1	1		8	1	7
Diabetes Mellitus	9	26	21	3	12	9	6	2	44	5	38
Nutritional Deficiencies	4	4	3		2	1			5		5
Anemias		4	2						5		
Meningitis											2
Circulatory Diseases	159	476	206	32	99	178	202	82	601	74	539
Heart Disease	106	320	135	20	68	126	140	57	465	53	388
Hypertension w/ or w/o Renal	3	8	5		3		4		9		5
Cerebrovascular Disease	40	115	44	12	22	44	52	19	103	17	109
Atherosclerosis	3	7	11		1	1	3	3	3	1	11
Other Arterial Disease	7	26	11		5	7	3	3	21	3	26
Acute Bronchitis and Bronchiol.			1				1				1
Pneumonia and Influenza	20	33	21	3	13	18	24	9	56	22	77
Chronic Obstr. Pulmonary Dis.	17	47	26	7	6	12	25	8	53	9	85
Ulcer Of Stomach and Duodenum		2	3					2	3	1	4
Appendicitis					1				1		
Abd. Hernia and Intest. Obstr.	1	4	7	1		1	1		2		4
Chronic Liver Dis. and Cirrhosis	6	7	4	1		5	5	1	18		12
Cholelithiasis and Gallbladder		1	3						1		3
Nephritis and Nephrosis	1	14	6	2	4	10	9	4	22	4	14
Infections of the Kidney		1									1
Hyperplasia of the Prostate											
Complications of Pregnancy											
Congenital Anomalies	1	8	3		3	3	4	3	9	1	2
Conditions of Perinatal Period	1	5	2			1	1	1	11		8
Ill-Defined Conditions		5	3	1		1	1	1	7	1	4
Sudden Infant Death Syndrome			1	1					4		
All Other Diseases	35	176	68	9	30	43	57	28	223	21	164
Accidents and Adverse Effects	12	67	22	4	8	15	13	9	65	9	43
Suicide	4	12	5		2	2	6		22	5	18
Homicide and Legal Intervent.			1				2		15		6
All Other External Causes	2				1				1	1	

(continued)

**Cause of Death**

**Table 14. Deaths by Underlying Cause of Death and County of Residence, 1997**

County of Residence	Rusk	St. Croix	Sauk	Sawyer	Shawano	Sheboygan	Taylor	Trempealeau	Vernon	Vilas	Walworth
<b>Total Deaths, All Causes</b>	<b>175</b>	<b>453</b>	<b>455</b>	<b>169</b>	<b>421</b>	<b>997</b>	<b>198</b>	<b>290</b>	<b>322</b>	<b>264</b>	<b>747</b>
<b>Male</b>	<b>101</b>	<b>218</b>	<b>224</b>	<b>100</b>	<b>212</b>	<b>479</b>	<b>111</b>	<b>151</b>	<b>162</b>	<b>161</b>	<b>354</b>
<b>Female</b>	<b>74</b>	<b>235</b>	<b>231</b>	<b>69</b>	<b>209</b>	<b>518</b>	<b>87</b>	<b>139</b>	<b>160</b>	<b>103</b>	<b>393</b>
Tuberculosis											
Septicemia	1	5	2	1	1	1		2	1	2	4
Human Immunodeficiency Virus			1		1						
Other Infectious and Parasitic	1	1	1		3	5		3		1	3
Malignant Neoplasms	41	82	91	49	81	279	42	63	62	65	188
Benign and Uncertain Neoplasms	2	1	4		1	4	1			2	1
Diabetes Mellitus	3	16	12	2	13	18	5	12	5	6	23
Nutritional Deficiencies		1		1		3			1		2
Anemias		1	3			1	1			2	1
Meningitis						1					
Circulatory Diseases	79	192	202	56	218	374	74	117	173	103	289
Heart Disease	56	148	140	45	162	277	60	90	135	86	221
Hypertension w/ or w/o Renal		2	2		3	5			2	1	7
Cerebrovascular Disease	15	33	46	9	43	72	11	24	31	11	51
Atherosclerosis	3	2	7	1	3	6	2	1	1	1	1
Other Arterial Disease	5	7	7	1	7	14	1	2	4	4	9
Acute Bronchitis and Bronchiol.		1	1								
Pneumonia and Influenza	8	21	19	7	10	34	13	9	16	8	19
Chronic Obstr. Pulmonary Dis.	9	34	22	10	21	39	10	16	8	7	39
Ulcer Of Stomach and Duodenum		2	1	1		3		1			2
Appendicitis			1								1
Abd. Hernia and Intest. Obstr.		1	4	1	1	3					4
Chronic Liver Dis. and Cirrhosis			3		1	8	2	3	3	6	3
Cholelithiasis and Gallbladder				1		3		1			
Nephritis and Nephrosis	1	9	9	3	8	9	2	5	7	6	9
Infections of the Kidney											
Hyperplasia of the Prostate		1									
Complications of Pregnancy											
Congenital Anomalies		4	1		2	2	1	1	2	1	2
Conditions of Perinatal Period	1					7	1				1
Ill-Defined Conditions		2	2	1		4		1			2
Sudden Infant Death Syndrome		2				2					
All Other Diseases	15	62	49	24	34	141	31	33	23	39	108
Accidents and Adverse Effects	7	10	21	8	17	44	13	19	17	8	27
Suicide	7	7	6	4	8	12	1	2	4	6	13
Homicide and Legal Intervent.					1	1	1	2		1	5
All Other External Causes						1				1	1

(continued)



## Cause of Death

**Table 14. Deaths by Underlying Cause of Death and County of Residence, 1997**

County of Residence	Washburn	Washington	Waukesha	Waupaca	Wausara	Winnebago	Wood
<b>Total Deaths, All Causes</b>	<b>197</b>	<b>746</b>	<b>2,446</b>	<b>617</b>	<b>232</b>	<b>1,259</b>	<b>690</b>
<b>Male</b>	<b>105</b>	<b>376</b>	<b>1,173</b>	<b>337</b>	<b>128</b>	<b>598</b>	<b>323</b>
<b>Female</b>	<b>92</b>	<b>370</b>	<b>1,273</b>	<b>280</b>	<b>104</b>	<b>661</b>	<b>367</b>
Tuberculosis		1	1			1	
Septicemia	1	2	18	3	1	7	6
Human Immunodeficiency Virus						3	
Other Infectious and Parasitic	1	4	12	1		7	3
Malignant Neoplasms	48	179	621	149	52	314	168
Benign and Uncertain Neoplasms		4	7	2		6	2
Diabetes Mellitus	5	17	40	6	10	31	16
Nutritional Deficiencies	1	1	2	1		1	2
Anemias			5	3		2	3
Meningitis							
Circulatory Diseases	65	327	998	283	107	519	293
Heart Disease	53	227	747	200	90	380	227
Hypertension w/ or w/o Renal		4	9	4		6	1
Cerebrovascular Disease	10	80	201	68	13	107	53
Atherosclerosis		7	15	4		5	4
Other Arterial Disease	2	9	26	7	4	21	8
Acute Bronchitis and Bronchiol.							
Pneumonia and Influenza	8	20	151	29	5	43	20
Chronic Obstr. Pulmonary Dis.	12	33	115	26	9	54	30
Ulcer Of Stomach and Duodenum	1	4	4	2		1	1
Appendicitis							
Abd. Hernia and Intest. Obstr.	1	2	11	4		3	5
Chronic Liver Dis. and Cirrhosis	4	5	18	4	3	9	6
Cholelithiasis and Gallbladder	1	1	2				2
Nephritis and Nephrosis	4	2	25	4	4	19	5
Infections of the Kidney		1	3				
Hyperplasia of the Prostate		1				1	
Complications of Pregnancy						1	
Congenital Anomalies	1	5	10	2		8	1
Conditions of Perinatal Period		2	12	3	4	3	1
Ill-Defined Conditions		4	5	1	2	2	3
Sudden Infant Death Syndrome		2	1	1			
All Other Diseases	31	91	268	65	18	153	93
Accidents and Adverse Effects	10	23	78	26	15	47	23
Suicide	3	16	28	3	1	22	5
Homicide and Legal Intervent.		1	8		1	1	1
All Other External Causes			4			1	1

Note: For the ICD-9 codes used for cause-of-death groupings, see Technical Notes, page 56.

The total includes six deaths for which county of residence is unknown; three were male and three were female. Two of the deaths were caused by heart disease, and one each by cerebrovascular disease, atherosclerosis, ill-defined conditions, and accidents and adverse effects.

## Cause of Death

**Table 15. Deaths by Specific Underlying Cause, 1997**

<u>Cause</u>	<u>Total</u>	<u>Male</u>	<u>Female</u>
<b>TOTAL DEATHS</b>	<b>44,860</b>	<b>22,072</b>	<b>22,788</b>
<b>I. Infectious and Parasitic Diseases (001-139)</b>	<b>572</b>	<b>290</b>	<b>282</b>
<b>Intestinal Infectious Diseases (001-009)</b>	<b>21</b>	<b>11</b>	<b>10</b>
003 Other Salmonella Infections.....	1	1	
007 Other Protozoal Intestinal Diseases.....	1	1	
008 Intestinal Infections Due to Other Organisms.....	15	6	9
009 Ill-Defined Intestinal Infections.....	4	3	1
<b>Tuberculosis (010-018)</b>	<b>11</b>	<b>10</b>	<b>1</b>
011 Pulmonary Tuberculosis.....	7	6	1
013 Tuberculosis of Meninges and Central Nervous System.....	2	2	
015 Tuberculosis of Bones and Joints.....	1	1	
018 Miliary Tuberculosis.....	1	1	
<b>Zoonotic Bacterial Diseases (020-027)</b>	<b>2</b>	<b>2</b>	
027 Other Zoonotic Bacterial Diseases.....	2	2	
<b>Other Bacterial Diseases (030-041)</b>	<b>311</b>	<b>134</b>	<b>177</b>
031 Mycobacteria.....	6	1	5
036 Meningococcal Infections.....	5	2	3
038 Septicemia.....	283	121	162
039 Actinomycotic Infections.....	1	1	
040 Other Bacterial Diseases.....	7	1	6
041 Bacterial Infection Classified Elsewhere and of Unspecified Site.....	9	8	1
<b>Human Immunodeficiency Virus Infection (042-044)</b>	<b>80</b>	<b>68</b>	<b>12</b>
042 Human Immun. with Specified Conditions.....	75	63	12
043 Human Immun. Causing Other Specified Conditions.....	2	2	
044 Other Human Immun. Virus Infection.....	3	3	
<b>Diseases Attributable to Viruses (045-079)</b>	<b>57</b>	<b>28</b>	<b>29</b>
046 Slow Virus Infections of Central Nervous System.....	6	2	4
047 Meningitis Due to Enterovirus.....	1	1	
048 Other Enteroviral Diseases of Central Nervous System.....	2	2	
052 Chickenpox.....	1		1
053 Herpes Zoster.....	4	1	3
054 Herpes Simplex.....	5	3	2
070 Viral Hepatitis.....	32	18	14
078 Other Diseases Due to Viruses and Chlamydia.....	1		1
079 Viral Infection Classified Elsewhere and of Unspecified Site.....	5	1	4
<b>Rickettsioses and Other Arthropod-Borne Diseases (080-088)</b>	<b>1</b>	<b>1</b>	
084 Malaria.....	1	1	
<b>Mycoses (110-118)</b>	<b>44</b>	<b>19</b>	<b>25</b>
112 Candidiasis.....	12	5	7
116 Blastomycotic Infection.....	10	7	3
117 Other Mycoses.....	22	7	15
<b>Other Infectious and Parasitic Diseases (130-136)</b>	<b>41</b>	<b>14</b>	<b>27</b>
133 Acariasis.....	1	1	
135 Sarcoidosis.....	19	4	15
136 Other and Unspecified Infectious and Parasitic Diseases.....	21	9	12

## Cause of Death

**Table 15. Deaths by Specific Underlying Cause, 1997**

<b>Cause</b>	<b>Total</b>	<b>Male</b>	<b>Female</b>
<b>Late Effects of Infectious and Parasitic Diseases (137-139)</b>	<b>4</b>	<b>3</b>	<b>1</b>
138 Late Effects of Acute Poliomyelitis .....	4	3	1
<b>II. Neoplasms (Cancer) (140-239)</b>	<b>10,731</b>	<b>5,528</b>	<b>5,203</b>
<b>Malignant Neoplasms of Lip, Oral Cavity and Pharynx (140-149)</b>	<b>149</b>	<b>100</b>	<b>49</b>
141 Tongue.....	29	16	13
142 Major Salivary Glands.....	12	8	4
143 Gum.....	3	3	
144 Floor of Mouth.....	5	4	1
145 Other and Unspecified Parts of Mouth.....	22	14	8
146 Oropharynx.....	27	20	7
147 Nasopharynx.....	10	7	3
148 Hypopharynx .....	11	9	2
149 Other and Ill-Defined Sites Within the Lip, Oral Cavity and Pharynx.....	30	19	11
<b>Malignant Neoplasms of Digestive Organs and Peritoneum (150-159)</b>	<b>2,573</b>	<b>1,369</b>	<b>1,204</b>
150 Esophagus.....	293	230	63
151 Stomach.....	228	144	84
152 Small Intestine, Including Duodenum .....	26	10	16
153 Colon .....	989	468	521
154 Rectum, Rectosigmoid Junction and Anus .....	176	97	79
155 Liver and Intrahepatic Bile Ducts .....	209	112	97
156 Gallbladder and Extrahepatic Bile Ducts.....	85	33	52
157 Pancreas.....	528	256	272
158 Retroperitoneum and Peritoneum.....	17	5	12
159 Ill-Defined Sites Within the Digestive Organs and Peritoneum.....	22	14	8
<b>Malignant Neoplasms of Respiratory &amp; Intrathoracic Organs (160-165)</b>	<b>2,777</b>	<b>1,630</b>	<b>1,147</b>
160 Nasal Cavities, Middle Ear and Accessory Sinuses.....	12	9	3
161 Larynx .....	66	56	10
162 Trachea, Bronchus and Lung .....	2,683	1,555	1,128
163 Pleura.....	10	7	3
164 Thymus, Heart and Mediastinum.....	6	3	3
<b>Malignant Neoplasms of Bone, Connective Tissue, Skin and Breast (170-175)</b>	<b>1,085</b>	<b>179</b>	<b>906</b>
170 Bone and Articular Cartilage.....	29	12	17
171 Connective and Other Soft Tissue.....	96	51	45
172 Melanoma of the Skin.....	131	84	47
173 Other Malignant Neoplasm of Skin .....	38	26	12
174 Female Breast.....	785		785
175 Male Breast .....	6	6	
<b>Malignant Neoplasms of Genitourinary Organs (179-189)</b>	<b>1,743</b>	<b>1,026</b>	<b>717</b>
179 Uterus, Part Unspecified.....	64		64
180 Cervix Uteri.....	72		72
182 Body of Uterus.....	67		67
183 Ovary and Other Uterine Adnexa .....	309		309
184 Other and Unspecified Female Genital Organs.....	24		24
185 Prostate.....	691	691	
186 Testis .....	6	6	
187 Penis and Other Male Genital Organs .....	6	6	

## Cause of Death

**Table 15. Deaths by Specific Underlying Cause, 1997**

<u>Cause</u>	<u>Total</u>	<u>Male</u>	<u>Female</u>
188 Bladder .....	247	170	77
189 Kidney and Other and Unspecified Urinary Organs .....	257	153	104
<b>Malignant Neoplasms of Other and Unspecified Sites (190-195, 199)</b>	<b>1,034</b>	<b>500</b>	<b>534</b>
190 Eye.....	3	2	1
191 Brain.....	269	142	127
192 Other and Unspecified Parts of Nervous System .....	10	5	5
193 Thyroid Gland.....	23	4	19
194 Other Endocrine Glands and Related Structures.....	12	6	6
195 Other and Ill-Defined Sites .....	62	23	39
199 Neoplasm without Specification of Site .....	655	318	337
<b>Malignant Neoplasms of Lymphatic and Hematopoietic Tissue (200-208)</b>	<b>1,209</b>	<b>646</b>	<b>563</b>
200 Lymphosarcoma and Reticulosarcoma.....	19	12	7
201 Hodgkin's Disease .....	25	13	12
202 Other Malignant Neoplasm of Lymphoid and Histiocytic Tissue.....	507	264	243
203 Multiple Myeloma and Immunoproliferative Neoplasms .....	188	95	93
204 Lymphoid Leukemia .....	149	83	66
205 Myeloid Leukemia .....	201	116	85
207 Other Specified Leukemia.....	2	2	
208 Leukemia of Unspecified Cell Type.....	118	61	57
<b>Benign Neoplasms (210-229)</b>	<b>35</b>	<b>14</b>	<b>21</b>
211 Benign Neoplasms of Other Parts of Digestive System .....	2	2	
212 Benign Neoplasm of Respiratory and Intrathoracic Organs.....	1		1
215 Other Benign Neoplasm of Connective and Other Soft Tissue.....	1	1	
225 Benign Neoplasm of Brain and Other Parts of Nervous System .....	22	6	16
227 Benign Neoplasm of Other Endocrine Glands and Related Structures.....	6	3	3
228 Haemangioma and Lymphangioma, Any Site .....	2	2	
229 Benign Neoplasm of Other and Unspecified Sites .....	1		1
<b>Neoplasms of Uncertain Behavior and In-situ Neoplasms (233-238)</b>	<b>37</b>	<b>21</b>	<b>16</b>
234 Carcinoma in Situ of Other and Unspecified Sites .....	1	1	
235 Neoplasm of Uncert. Behavior of Resp. and Dig. Systems .....	4	3	1
237 Neoplasm of Uncert. Behav. of Endocr. Glands and Nervous System.....	6	5	1
238 Neoplasm of Uncert. Behav. of Other and Unspec. Sites and Tissues.....	26	12	14
<b>Neoplasms of Unspecified Nature (239)</b>	<b>89</b>	<b>43</b>	<b>46</b>
239 Neoplasm of Unspecified Nature .....	89	43	46
<b>III. Endocrine, Nutritional &amp; Metabolic Dis. and Immunity Disord. (240-279)</b>	<b>1,625</b>	<b>695</b>	<b>930</b>
<b>Disorders of Thyroid Gland (240-246)</b>	<b>29</b>	<b>5</b>	<b>24</b>
240 Simple and Unspecified Goiter .....	2		2
242 Thyrotoxicosis With or Without Goiter .....	4	2	2
244 Acquired Hypothyroidism .....	21	3	18
245 Thyroiditis .....	1		1
246 Other Disorders of Thyroid.....	1		1
<b>Diseases of Other Endocrine Glands (250-259)</b>	<b>1,188</b>	<b>524</b>	<b>664</b>
250 Diabetes Mellitus.....	1,179	522	657
251 Other Disorders of Pancreatic Internal Secretion.....	2		2
252 Disorders of Parathyroid Gland .....	1		1
253 Disorders of the Pituitary Gland and Its Hypothalamic Control.....	4	1	3

## Cause of Death

**Table 15. Deaths by Specific Underlying Cause, 1997**

<b>Cause</b>	<b>Total</b>	<b>Male</b>	<b>Female</b>
255 Disorders of Adrenal Glands .....	1		1
259 Other Endocrine Disorders .....	1	1	
<b>Nutritional Deficiencies (260-269)</b>	<b>119</b>	<b>39</b>	<b>80</b>
260 Kwashiorkor .....	3	1	2
261 Nutritional Marasmus .....	6	3	3
263 Other and Unspecified Protein-Calorie Malnutrition .....	105	35	70
266 Deficiency of B-Complex Components .....	1		1
269 Other Nutritional Deficiencies .....	4		4
<b>Other Metabolic Disorders and Immunity Disorders (270-279)</b>	<b>289</b>	<b>127</b>	<b>162</b>
270 Disorders of Amino-Acid Transport and Metabolism .....	1		1
272 Disorders of Lipoid Metabolism .....	48	29	19
273 Disorders of Plasma Protein Metabolism .....	14	7	7
275 Disorders of Mineral Metabolism .....	6	2	4
276 Disorders of Fluid, Electrolyte and Acid-Base Balance .....	130	45	85
277 Other and Unspecified Disorders of Metabolism .....	41	22	19
278 Obesity and Other Hyperalimentation .....	39	18	21
279 Disorders Involving the Immune Mechanism .....	10	4	6
<b>IV. Diseases of Blood and Blood-Forming Organs (280-289)</b>	<b>224</b>	<b>100</b>	<b>124</b>
280 Iron Deficiency Anemias .....	5	3	2
281 Other Deficiency Anemias .....	3	2	1
282 Hereditary Hemolytic Anemias .....	5	3	2
283 Acquired Hemolytic Anemias .....	2	1	1
284 Aplastic Anemia .....	25	15	10
285 Other and Unspecified Anemias .....	39	13	26
286 Coagulation Defects .....	34	12	22
287 Purpura and Other Hemorrhagic Conditions .....	15	8	7
288 Diseases of White Blood Cells .....	4		4
289 Other Diseases of Blood and Blood-Forming Organs .....	92	43	49
<b>V. Mental Disorders (290-319)</b>	<b>1,409</b>	<b>556</b>	<b>853</b>
<b>Organic Psychotic Conditions (290-294)</b>	<b>685</b>	<b>229</b>	<b>456</b>
290 Senile and Presenile Organic Psychotic Conditions .....	657	212	445
291 Alcoholic Psychoses .....	10	10	
294 Other Organic Psychotic Conditions (Chronic) .....	18	7	11
<b>Other Psychoses (295-299)</b>	<b>464</b>	<b>167</b>	<b>297</b>
295 Schizophrenic Psychoses .....	14	3	11
296 Affective Psychoses .....	2	2	
298 Other Non-Organic Psychoses .....	447	162	285
299 Psychoses With Origin Specific to Childhood .....	1		1
<b>Neurotic, Personality and Other Nonpsychotic Mental Disorders (300-316)</b>	<b>252</b>	<b>155</b>	<b>97</b>
300 Neurotic Disorders .....	4	2	2
303 Alcohol Dependence Syndrome .....	127	97	30
304 Drug Dependence .....	1	1	
305 Nondependent Abuse of Drugs .....	38	30	8
307 Special Symptoms or Syndromes Not Elsewhere Classified .....	7	2	5
308 Acute Reaction To Stress .....	1		1
310 Specific Nonpsychotic Mental Disorder After Organic Brain Damage .....	60	19	41

## Cause of Death

**Table 15. Deaths by Specific Underlying Cause, 1997**

<b>Cause</b>	<b>Total</b>	<b>Male</b>	<b>Female</b>
311 Depressive Disorder, Not Elsewhere Classified .....	14	4	10
<b>Mental Retardation (317-319)</b>	<b>8</b>	<b>5</b>	<b>3</b>
318 Other Specified Mental Retardation .....	3	2	1
319 Unspecified Mental Retardation .....	5	3	2
<b>VI. Diseases of the Nervous System and Sense Organs (320-389)</b>	<b>1,316</b>	<b>568</b>	<b>748</b>
<b>Inflammatory Diseases of the Central Nervous System (320-326)</b>	<b>26</b>	<b>9</b>	<b>17</b>
320 Bacterial Meningitis .....	7	2	5
322 Meningitis of Unspecified Cause .....	3	1	2
323 Encephalitis, Myelitis and Encephalomyelitis.....	6	3	3
324 Intracranial and Intraspinous Abscess .....	5	2	3
326 Late Effects of Intracranial Abscess or Pyogenic Infection.....	5	1	4
<b>Hereditary &amp; Degenerative Diseases of Central Nervous System (330-337)</b>	<b>1,013</b>	<b>435</b>	<b>578</b>
330 Cerebral Degenerations Usually Manifested in Childhood .....	2		2
331 Other Cerebral Degenerations .....	550	179	371
332 Parkinson's Disease .....	340	191	149
333 Other Extrapyrmidal Disease and Abnormal Movement Disorders .....	25	16	9
334 Spinocerebellar Disease.....	7	3	4
335 Anterior Horn Cell Disease .....	86	45	41
336 Other Diseases of Spinal Cord.....	3	1	2
<b>Other Disorders of the Central Nervous System (340-349)</b>	<b>209</b>	<b>87</b>	<b>122</b>
340 Multiple Sclerosis .....	64	23	41
341 Other Demyelinating Diseases of Central Nervous System .....	1		1
342 Hemiplegia .....	3	1	2
343 Infantile Cerebral Palsy .....	19	8	11
344 Other Paralytic Syndromes .....	21	11	10
345 Epilepsy .....	19	8	11
346 Migraine .....	1		1
348 Other Conditions of Brain.....	72	35	37
349 Other and Unspecified Disorders of the Nervous System .....	9	1	8
<b>Disorders of the Peripheral Nervous System (350-359)</b>	<b>67</b>	<b>37</b>	<b>30</b>
355 Mononeuritis of Lower Limb.....	2		2
356 Hereditary and Idiopathic Peripheral Neuropathy.....	20	8	12
357 Inflammatory and Toxic Neuropathy .....	5	4	1
358 Myoneural Disorders .....	12	5	7
359 Muscular Dystrophies and Other Myopathies.....	28	20	8
<b>Diseases of the Ear and Mastoid Process (380-389)</b>	<b>1</b>		<b>1</b>
382 Suppurative and Unspecific Membrane .....	1		1
<b>VII. Diseases of the Circulatory System (390-459)</b>	<b>18,574</b>	<b>8,778</b>	<b>9,796</b>
<b>Acute Rheumatic Fever (390-392)</b>	<b>2</b>	<b>1</b>	<b>1</b>
391 Rheumatic Fever with Heart Involvement.....	2	1	1
<b>Chronic Rheumatic Heart Disease (393-398)</b>	<b>109</b>	<b>33</b>	<b>76</b>
394 Diseases of Mitral Valve .....	59	20	39
395 Diseases of Aortic Valve .....	2		2
396 Diseases of Mitral and Aortic Valves.....	13	4	9
397 Diseases of Other Endocardial Structures.....	13	3	10
398 Other Rheumatic Heart Disease.....	22	6	16

## Cause of Death

**Table 15. Deaths by Specific Underlying Cause, 1997**

<u>Cause</u>	<u>Total</u>	<u>Male</u>	<u>Female</u>
<b>Hypertensive Disease (401-404)</b>	<b>625</b>	<b>202</b>	<b>423</b>
401 Essential Hypertension .....	113	31	82
402 Hypertensive Heart Disease.....	380	130	250
403 Hypertensive Renal Disease .....	104	32	72
404 Hypertensive Heart and Renal Disease.....	28	9	19
<b>Ischemic Heart Disease (410-414)</b>	<b>8,943</b>	<b>4,769</b>	<b>4,174</b>
410 Acute Myocardial Infarction.....	4,349	2,467	1,882
411 Other Acute and Subacute Forms of Ischemic Heart Disease .....	11	8	3
412 Old Myocardial Infarction .....	10	7	3
413 Angina Pectoris.....	11	4	7
414 Other Forms of Chronic Ischemic Heart Disease.....	4,562	2,283	2,279
<b>Diseases Of Pulmonary Circulation (415-417)</b>	<b>263</b>	<b>117</b>	<b>146</b>
415 Acute Pulmonary Heart Disease .....	209	93	116
416 Chronic Pulmonary Heart Disease.....	52	22	30
417 Other Diseases of Pulmonary Circulation.....	2	2	
<b>Other Forms of Heart Disease (420-429)</b>	<b>3,958</b>	<b>1,776</b>	<b>2,182</b>
421 Acute and Subacute Endocarditis.....	13	9	4
422 Acute Myocarditis .....	3	2	1
423 Other Diseases of Pericardium .....	9	6	3
424 Other Diseases of Endocardium.....	444	173	271
425 Cardiomyopathy.....	567	335	232
426 Conduction Disorders .....	26	11	15
427 Cardiac Dysrhythmias .....	710	294	416
428 Heart Failure.....	1,257	484	773
429 Ill-Defined Descriptions and Complications of Heart Disease.....	929	462	467
<b>Cerebrovascular Disease (430-438)</b>	<b>3,678</b>	<b>1,399</b>	<b>2,279</b>
430 Subarachnoid Hemorrhage.....	147	50	97
431 Intracerebral Hemorrhage.....	409	185	224
432 Other and Unspecified Intracranial Hemorrhage .....	90	39	51
433 Occlusion and Stenosis of Precerebral Arteries.....	29	15	14
434 Occlusion of Cerebral Arteries .....	257	97	160
435 Transient Cerebral Ischemia .....	8	2	6
436 Acute but Ill-Defined Cerebrovascular Disease.....	2,148	759	1,389
437 Other and Ill-Defined Cerebrovascular Disease .....	266	109	157
438 Late Effects of Cerebrovascular Disease .....	324	143	181
<b>Diseases of Arteries, Arterioles and Capillaries (440-448)</b>	<b>914</b>	<b>447</b>	<b>467</b>
440 Arteriosclerosis.....	276	107	169
441 Aortic Aneurysm.....	384	233	151
442 Other Aneurysm.....	12	7	5
443 Other Peripheral Vascular Disease .....	163	66	97
444 Arterial Embolism and Thrombosis .....	32	14	18
446 Polyarteritis Nodosa and Allied Conditions .....	19	6	13
447 Other Disorders of Arteries and Arterioles .....	26	13	13
448 Diseases of Capillaries .....	2	1	1
<b>Diseases of Veins, Lymphatics &amp; Other Circulatory System Dis. (451-459)</b>	<b>82</b>	<b>34</b>	<b>48</b>
451 Phlebitis and Thrombophlebitis .....	27	7	20

## Cause of Death

**Table 15. Deaths by Specific Underlying Cause, 1997**

<u>Cause</u>	<u>Total</u>	<u>Male</u>	<u>Female</u>
452 Portal Vein Thrombosis.....	3	3	
453 Other Venous Embolism and Thrombosis.....	7	4	3
454 Varicose Veins of Lower Extremities.....	1	1	
455 Haemorrhoids.....	1	1	
456 Varicose Veins of Other Sites.....	8	2	6
457 Noninfective Disorders of Lymphatic Channels.....	1		1
458 Hypotension.....	18	12	6
459 Other Disorders of Circulatory System.....	16	4	12
<b>VIII. Diseases of the Respiratory System (460-519)</b>	<b>4,388</b>	<b>2,216</b>	<b>2,172</b>
<b>Acute Respiratory Infections (460-466)</b>	<b>8</b>	<b>5</b>	<b>3</b>
465 Acute Upper Resp. Infections of Multiple or Unspecified Sites.....	1	1	
466 Acute Bronchitis and Bronchiolitis.....	7	4	3
<b>Other Diseases of Upper Respiratory Tract (470-478)</b>	<b>3</b>	<b>2</b>	<b>1</b>
473 Chronic Sinusitis.....	1	1	
478 Other Diseases of Upper Respiratory Tract.....	2	1	1
<b>Pneumonia and Influenza (480-487)</b>	<b>1,765</b>	<b>809</b>	<b>956</b>
480 Viral Pneumonia.....	6	3	3
481 Pneumococcal Pneumonia.....	21	14	7
482 Other Bacterial Pneumonia.....	31	18	13
483 Pneumonia Due to Other Specified Organism.....	1	1	
485 Bronchopneumonia, Organism Unspecified.....	59	25	34
486 Pneumonia, Organism Unspecified.....	1,627	739	888
487 Influenza.....	20	9	11
<b>Chronic Obstructive Pulmonary Disease and Allied Conditions (490-496)</b>	<b>2,020</b>	<b>1,092</b>	<b>928</b>
490 Bronchitis, Not Specified as Acute or Chronic.....	10	5	5
491 Chronic Bronchitis.....	42	25	17
492 Emphysema.....	321	186	135
493 Asthma.....	94	34	60
494 Bronchiectasis.....	21	5	16
495 Extrinsic Allergic Alveolitis.....	5	5	
496 Chronic Airways Obstruction, Not Elsewhere Classified.....	1,527	832	695
<b>Pneumoconioses and Other Lung Diseases Due to External Agents (500-508)</b>	<b>223</b>	<b>117</b>	<b>106</b>
500 Coalworkers' Pneumoconiosis.....	2	2	
501 Asbestosis.....	6	6	
502 Pneumoconiosis Due to Other Silica or Silicates.....	5	5	
506 Respiratory Conditions Due to Chemical Fumes and Vapours.....	2	1	1
507 Pneumonitis Due to Solids and Liquids.....	208	103	105
<b>Other Diseases of Respiratory System (510-519)</b>	<b>369</b>	<b>191</b>	<b>178</b>
510 Empyema.....	8	5	3
511 Pleurisy.....	16	9	7
512 Pneumothorax.....	8	4	4
513 Abscess of Lung and Mediastinum.....	4	4	
514 Pulmonary Congestion and Hypostasis.....	7	5	2
515 Postinflammatory Pulmonary Fibrosis.....	184	101	83
516 Other Alveolar and Parietoalveolar Pneumopathy.....	10	7	3
518 Other Diseases of Lung.....	106	51	55



## Cause of Death

**Table 15. Deaths by Specific Underlying Cause, 1997**

<b>Cause</b>	<b>Total</b>	<b>Male</b>	<b>Female</b>
519 Other Diseases of Respiratory System.....	26	5	21
<b>IX. Diseases of the Digestive System (520-579)</b>	<b>1,524</b>	<b>696</b>	<b>828</b>
<b>Diseases of Oral Cavity, Salivary Glands and Jaws (520-529)</b>	<b>1</b>		<b>1</b>
522 Diseases of Pulp and Periapical Tissues .....	1		1
<b>Diseases of Esophagus, Stomach and Duodenum (530-537)</b>	<b>176</b>	<b>80</b>	<b>96</b>
530 Diseases of Esophagus.....	60	36	24
531 Gastric Ulcer .....	35	14	21
532 Duodenal Ulcer.....	30	11	19
533 Peptic Ulcer, Site Unspecified .....	34	12	22
535 Gastritis and Duodenitis .....	7	2	5
536 Disorders of Function of Stomach.....	1		1
537 Other Disorders of Stomach and Duodenum.....	9	5	4
<b>Appendicitis (540-543)</b>	<b>7</b>	<b>3</b>	<b>4</b>
540 Acute Appendicitis.....	6	2	4
543 Other Diseases of Appendix .....	1	1	
<b>Hernia of Abdominal Cavity (550-553)</b>	<b>29</b>	<b>10</b>	<b>19</b>
550 Inguinal Hernia.....	6	3	3
551 Other Hernia of Abdominal Cavity, with Gangrene.....	3	2	1
552 Other Abdom. Cav. Hernia, w/ Obstruction w/o Mention of Gangrene .....	11	2	9
553 Other Abdom. Cav. Herina, w/o Mention of Obstruction or Gangrene.....	9	3	6
<b>Noninfective Enteritis and Colitis (555-558)</b>	<b>221</b>	<b>78</b>	<b>143</b>
555 Regional Enteritis .....	10	2	8
556 Idiopathic Proctocolitis .....	5	2	3
557 Vascular Insufficiency of Intestine.....	177	62	115
558 Other Noninfective Gastroenteritis and Colitis.....	29	12	17
<b>Other Diseases of Intestines and Peritoneum (560-569)</b>	<b>283</b>	<b>96</b>	<b>187</b>
560 Intestinal Obstruction without Mention of Hernia.....	119	39	80
562 Diverticula of Intestine .....	70	19	51
564 Functional Digestive Disorders, Not Elsewhere Classified.....	7	3	4
565 Anal Fissure and Fistula .....	1	1	
566 Abscess of Anal and Rectal Regions .....	5	2	3
567 Peritonitis.....	26	11	15
568 Other Disorders of Peritoneum .....	3	1	2
569 Other Disorders of Intestine.....	52	20	32
<b>Other Diseases of Digestive System (570-579)</b>	<b>807</b>	<b>429</b>	<b>378</b>
570 Acute and Subacute Necrosis of Liver.....	11	5	6
571 Chronic Liver Disease and Cirrhosis .....	375	220	155
572 Liver Abscess and Sequelae of Chronic Liver Disease.....	74	42	32
573 Other Disorders of Liver.....	35	14	21
574 Cholelithiasis .....	30	10	20
575 Other Disorders of Gallbladder .....	21	13	8
576 Other Disorders of Biliary Tract.....	26	12	14
577 Diseases of Pancreas .....	50	35	15
578 Gastrointestinal Hemorrhage .....	181	74	107
579 Intestinal Malabsorption .....	4	4	
<b>X. Diseases of the Genitourinary System (580-629)</b>	<b>980</b>	<b>415</b>	<b>565</b>

## Cause of Death

**Table 15. Deaths by Specific Underlying Cause, 1997**

<u>Cause</u>	<u>Total</u>	<u>Male</u>	<u>Female</u>
<b>Nephritis, Nephrotic Syndrome and Nephrosis (580-589)</b>	<b>550</b>	<b>267</b>	<b>283</b>
580 Acute Glomerulonephritis.....	1	1	
581 Nephrotic Syndrome.....	1	1	
582 Chronic Glomerulonephritis.....	15	7	8
583 Nephritis and Nephropathy, Not Specified as Acute or Chronic.....	7	4	3
584 Acute Renal Failure.....	88	41	47
585 Chronic Renal Failure.....	135	59	76
586 Renal Failure, Unspecified.....	303	154	149
<b>Other Diseases of Urinary System (590-599)</b>	<b>405</b>	<b>133</b>	<b>272</b>
590 Infections of Kidney.....	14	4	10
591 Hydronephrosis.....	1	1	
592 Calculus of Kidney and Ureter.....	6	2	4
593 Other Disorders of Kidney and Ureter.....	71	31	40
594 Calculus of Lower Urinary Tract.....	1		1
595 Cystitis.....	4		4
596 Other Disorders of Bladder.....	5	2	3
599 Other Disorders of Urethra and Urinary Tract.....	303	93	210
<b>Diseases of Male Genital Organs (600-608)</b>	<b>15</b>	<b>15</b>	
600 Hyperplasia of Prostate.....	9	9	
601 Inflammatory Diseases of Prostate.....	2	2	
602 Other Disorders of Prostate.....	2	2	
608 Other Disorders of Male Genital Organs.....	2	2	
<b>Disorders of the Breast (610-611)</b>	<b>1</b>		<b>1</b>
611 Other Disorders of Breast.....	1		1
<b>Inflammatory Disease of Female Pelvic Organs (614-616)</b>	<b>4</b>		<b>4</b>
614 Inflam. Dis. of Ovary, Fallop. Tube, Pelvic Cell Tiss. and Peritoneum.....	4		4
<b>Other Disorders of Female Genital Tract (617-629)</b>	<b>5</b>		<b>5</b>
619 Fistulae Involving Female Genital Tract.....	1		1
620 Noninflammatory Disorders of Ovary, Fallopian Tube and Broad Ligament.....	1		1
621 Disorders of Uterus, Not Elsewhere Classified.....	1		1
623 Noninflammatory Disorders of Vagina.....	2		2
<b>XI. Complications of Pregnancy, Childbirth and the Puerperium (630-676)</b>	<b>2</b>		<b>2</b>
<b>Complications of the Puerperium (670-676)</b>	<b>2</b>		<b>2</b>
673 Obstetrical Pulmonary Embolism.....	2		2
<b>XII. Diseases of the Skin and Subcutaneous Tissue (680-709)</b>	<b>61</b>	<b>23</b>	<b>38</b>
<b>Infections of Skin and Subcutaneous Tissue (680-686)</b>	<b>22</b>	<b>10</b>	<b>12</b>
682 Other Cellulitis and Abscess.....	16	9	7
686 Other Local Infections of Skin and Subcutaneous Tissue.....	6	1	5
<b>Other Inflammatory Conditions of Skin and Subcutaneous Tissue (690-698)</b>	<b>10</b>	<b>3</b>	<b>7</b>
694 Bullous Dermatoses.....	4	2	2
695 Erythematous Conditions.....	5		5
696 Psoriasis and Similar Disorders.....	1	1	
<b>Other Diseases of Skin and Subcutaneous Tissue (700-709)</b>	<b>29</b>	<b>10</b>	<b>19</b>
707 Chronic Ulcer of Skin.....	27	9	18
709 Other Disorders of Skin and Subcutaneous Tissue.....	2	1	1

**Table 15. Deaths by Specific Underlying Cause, 1997**

<b>Cause</b>	<b>Total</b>	<b>Male</b>	<b>Female</b>
<b>XIII. Diseases of the Musculoskeletal System and Conn. Tissue (710-739)</b>	<b>207</b>	<b>58</b>	<b>149</b>
<b>Arthropathies and Related Disorders (710-719)</b>	<b>127</b>	<b>32</b>	<b>95</b>
710 Diffuse Diseases of Connective Tissue .....	49	12	37
711 Arthropathy Associated with Infections .....	3	2	1
714 Rheumatoid Arthritis and Other Inflammatory Polyarthropathies .....	54	12	42
715 Osteoarthritis and Allied Disorders .....	18	6	12
716 Other and Unspecified Arthropathies .....	3		3
<b>Dorsopathies (720-724)</b>	<b>10</b>	<b>4</b>	<b>6</b>
721 Spondylosis and Allied Disorders .....	5	3	2
723 Other Disorders of Cervical Region .....	1		1
724 Other and Unspecified Disorders of Back .....	4	1	3
<b>Rheumatism, Excluding the Back (725-729)</b>	<b>14</b>	<b>6</b>	<b>8</b>
725 Polymyalgia Rheumatica .....	1		1
728 Disorders of Muscle, Ligament and Fascia .....	6	3	3
729 Other Disorders of Soft Tissues .....	7	3	4
<b>Osteopathies, Chondropathies &amp; Acquired Musculoskel. Deform. (730-739)</b>	<b>56</b>	<b>16</b>	<b>40</b>
730 Osteomyelitis, Periostitis and Other Infections Involving Bone .....	14	9	5
731 Osteitis Deformans and Osteopathies Assoc. w/ Other Disorders .....	1		1
733 Other Disorders of Bone and Cartilage .....	33	4	29
736 Other Acquired Deformities of Limbs .....	1	1	
737 Curvature of Spine .....	7	2	5
<b>XIV. Congenital Anomalies (740-759)</b>	<b>224</b>	<b>126</b>	<b>98</b>
740 Anencephalus and Similar Anomalies .....	7	1	6
741 Spina Bifida .....	4	1	3
742 Other Congenital Anomalies of Nervous System .....	41	25	16
745 Bulbus Cordis and Cardiac Septal Closure Anomalies .....	17	5	12
746 Other Congenital Anomalies of Heart .....	45	31	14
747 Other Congenital Anomalies of Circulatory System .....	18	10	8
748 Congenital Anomalies of Respiratory System .....	21	13	8
751 Other Congenital Anomalies of Digestive System .....	5	3	2
753 Congenital Anomalies of Urinary System .....	14	4	10
756 Other Congenital Musculoskeletal Anomalies .....	14	11	3
757 Congenital Anomalies of the Integument .....	1		1
758 Chromosomal Anomalies .....	26	14	12
759 Other and Unspecified Congenital Anomalies .....	11	8	3
<b>XV. Certain Conditions Originating in the Perinatal Period (760-779)</b>	<b>198</b>	<b>117</b>	<b>81</b>
760 Fetus/Newborn Affected by Possible Unrelated Mat. Cond. of Preg. ....	4	2	2
761 Fetus/Newborn Affected by Maternal Complications of Pregnancy .....	17	11	6
762 Fetus/Newborn Affected by Comps. of Placenta, Cord and Membranes .....	13	8	5
763 Fetus/Newborn Affected by Other Complications of Labor and Delivery .....	3	2	1
764 Slow Fetal Growth and Fetal Malnutrition .....	1	1	
765 Disorders Relating to Short Gestation and Unspec. Low Birthweight .....	73	42	31
767 Birth Trauma .....	2	1	1
768 Intrauterine Hypoxia and Birth Asphyxia .....	5	1	4
769 Respiratory Distress Syndrome .....	21	17	4
770 Other Respiratory Conditions of Fetus and Newborn .....	17	10	7

## Cause of Death

**Table 15. Deaths by Specific Underlying Cause, 1997**

<u>Cause</u>	<u>Total</u>	<u>Male</u>	<u>Female</u>
771 Infections Specific to the Perinatal Period .....	14	10	4
772 Fetal and Neonatal Hemorrhage .....	3	1	2
775 Endocrine/Metabolic Disturbances Specific to Fetus/Newborn.....	1		1
777 Perinatal Disorders of Digestive System.....	10	5	5
779 Other and Ill-Defined Conditions Originating in Perinatal Period .....	14	6	8
<b>XVI. Symptoms, Signs and Ill-Defined Conditions (780-799)</b>	<b>155</b>	<b>74</b>	<b>81</b>
<b>Symptoms (780-789)</b>	<b>44</b>	<b>15</b>	<b>29</b>
780 General Symptoms.....	16	6	10
781 Symptoms Involving Nervous and Musculoskeletal Systems.....	1		1
783 Symptoms Involving Nutrition, Metabolism and Development.....	1		1
785 Symptoms Involving Cardiovascular System.....	17	5	12
786 Symptoms Involving Respiratory System and Other Chest Symptoms.....	6	3	3
787 Symptoms Involving Digestive System.....	1	1	
789 Other Symptoms Involving Abdomen and Pelvis .....	2		2
<b>Nonspecific Abnormal Findings (790-796)</b>	<b>1</b>	<b>1</b>	
790 Nonspecific Findings on Examination of Blood.....	1	1	
<b>Ill-Defined and Unknown Causes of Morbidity and Mortality (797-799)</b>	<b>110</b>	<b>58</b>	<b>52</b>
797 Senility without Mention of Psychosis .....	2		2
798 Sudden Death, Cause Unknown.....	47	26	21
799 Other Ill-Defined and Unknown Causes of Morbidity and Mortality.....	61	32	29
<b>XVII. Supplementary Class. of Ext. Causes of Injury &amp; Poisoning (800-999)</b>	<b>2,670</b>	<b>1,832</b>	<b>838</b>
<b>Railway Accidents (800-807)</b>	<b>12</b>	<b>11</b>	<b>1</b>
802 Railway Accident Involving Derailment Without Antecedent Collision .....	1	1	
805 Hit by Rolling Stock .....	10	9	1
807 Railway Accident of Unspecified Nature.....	1	1	
<b>Motor Vehicle Traffic Accidents (810-819)</b>	<b>710</b>	<b>471</b>	<b>239</b>
810 Motor Vehicle Traffic Accident Involving Collision with Train .....	3	3	
811 Motor Vehicle Traffic Acc. Involving Re-Entrant Collision w/Motor Vehicle .....	1	1	
812 Other Motor Vehicle Traffic Acc. Invol. Collis. w/Motor Vehicle .....	329	194	135
813 Motor Vehicle Traffic Accident Invol. Collision w/Other Vehicle.....	6	5	1
814 Motor Vehicle Traffic Accident Involving Collision w/Pedestrian .....	61	40	21
815 Other Motor Vehicle Traffic Acc. Involving Collision on Highway .....	120	87	33
816 Motor Vehic. Traffic Acc. Due to Control Loss w/o Highway Collision .....	133	101	32
818 Other Non-Collision Motor Vehicle Traffic Accident .....	8	8	
819 Motor Vehicle Traffic Accident of Unspecified Nature .....	49	32	17
<b>Motor Vehicle Nontraffic Accidents (820-825)</b>	<b>33</b>	<b>28</b>	<b>5</b>
820 Nontraffic Accident Involving Motor-Driven Snow Vehicle .....	15	14	1
821 Nontraffic Accident Involving Other Off-Road Motor Vehicle .....	7	7	
822 Other Motor Vehicle Nontraf. Acc. Invol. Coll. w/ Moving Object.....	9	5	4
825 Other Motor Vehic. Nontraf. Acc. of Other and Unspec. Nature.....	2	2	
<b>Other Road Vehicle Accidents (826-829)</b>	<b>7</b>	<b>6</b>	<b>1</b>
826 Pedal Cycle Accident.....	5	5	
827 Animal-Drawn Vehicle Accidents .....	1		1
828 Accident Involving Animal Being Ridden.....	1	1	
<b>Water Transport Accidents (830-838)</b>	<b>23</b>	<b>23</b>	
830 Accident to Watercraft Causing Submersion .....	12	12	

## Cause of Death

**Table 15. Deaths by Specific Underlying Cause, 1997**

<u>Cause</u>	<u>Total</u>	<u>Male</u>	<u>Female</u>
831 Accident to Watercraft Causing Other Injury .....	1	1	
832 Other Accidental Submersion or Drowning in Water Transport Accident .....	7	7	
834 Other Fall From One Level to Another in Water Transport .....	3	3	
<b>Air and Space Transport Accidents (840-845)</b>	<b>12</b>	<b>12</b>	
841 Accident to Powered Aircraft, Other and Unspecified .....	11	11	
842 Accident to Unpowered Aircraft .....	1	1	
<b>Vehicle Accidents Not Elsewhere Classifiable (846-848)</b>	<b>2</b>	<b>2</b>	
848 Accidents Involving Other Vehicles Not Elsewhere Classifiable .....	2	2	
<b>Accidental Poisoning by Drugs, Medicaments and Biologicals (850-858)</b>	<b>90</b>	<b>64</b>	<b>26</b>
850 Accidental Poisoning by Analgesics, Antipyretic and Antirheumatics.....	19	14	5
853 Accidental Poisoning by Tranquilizers .....	2		2
854 Accidental Poisoning by Other Psychotropic Agents .....	4	3	1
855 Acc. Poison. by Other Drugs Acting on Cent. and Autonomic Nerv. Sys .....	25	21	4
856 Accidental Poisoning by Antibiotics .....	1		1
858 Accidental Poisoning by Other Drugs.....	39	26	13
<b>Accidental Poisoning by Other Solids, Liquids, Gases or Vapors (860-869)</b>	<b>22</b>	<b>19</b>	<b>3</b>
860 Accidental Poisoning by Alcohol, Not Elsewhere Classified .....	2	2	
862 Acci. Pois. by Petroleum & Solvents & Their Vapors, Not Elsewhere Classified .....	1	1	
868 Accidental Poisoning by Other Utility Gas and Other Carbon Monoxide.....	18	15	3
869 Accidental Poisoning by Other Gases and Vapors.....	1	1	
<b>Misadventures to Patients During Surgical and Medical Care (870-876)</b>	<b>15</b>	<b>7</b>	<b>8</b>
870 Accidental Cut, Puncture, Perforation During Medical Care .....	12	5	7
873 Failure in Dosage.....	2	2	
876 Other and Unspecified Misadventures During Medical Care.....	1		1
<b>Surg/Med Proc. Causing Abn. React./Comp. w/o Ment. of Misad. (878-879)</b>	<b>39</b>	<b>19</b>	<b>20</b>
878 Surg. Ops. and Procs. Causing Abn. React. or Later Complication. ....	32	18	14
879 Other Procedures as Cause of Abn. React. or Later Complication.....	7	1	6
<b>Accidental Falls (880-888)</b>	<b>508</b>	<b>250</b>	<b>258</b>
880 Fall on or From Stairs or Steps .....	51	35	16
881 Fall on or From Ladders or Scaffolding .....	2	2	
882 Fall From or Out of Building or Other Structure.....	23	18	5
883 Fall into Hole or Other Opening in Surface .....	3	1	2
884 Other Fall from One Level to Another .....	53	22	31
885 Fall on Same Level from Slipping, Tripping or Stumbling.....	30	19	11
886 Fall on Same Level from Collision, Pushing by Another Person.....	1	1	
887 Fracture, Cause Unspecified .....	22	11	11
888 Other and Unspecified Fall .....	323	141	182
<b>Accidents Caused by Fire and Flames (890-899)</b>	<b>57</b>	<b>35</b>	<b>22</b>
890 Conflagration in Private Dwelling .....	41	24	17
891 Conflagration in Other and Unspecified Building or Structure .....	4	3	1
892 Conflagration Not in Building or Structure.....	2	1	1
893 Accident Caused by Ignition of Clothing .....	4	2	2
894 Ignition of Highly Flammable Material .....	1		1
898 Accident Caused by Other Specified Fire and Flames .....	2	2	
899 Accident Caused by Unspecified Fire .....	3	3	
<b>Accidents Due to Natural and Environmental Factors (900-909)</b>	<b>37</b>	<b>20</b>	<b>17</b>

## Cause of Death

**Table 15. Deaths by Specific Underlying Cause, 1997**

<u>Cause</u>	<u>Total</u>	<u>Male</u>	<u>Female</u>
900 Excessive Heat .....	5	3	2
901 Excessive Cold .....	13	6	7
904 Hunger, Thirst, Exposure, Neglect.....	7		7
905 Venomous Animals and Plants Causing Poisoning and Toxic Reactions .....	1	1	
906 Other Injury Caused by Animals.....	7	6	1
907 Lightning .....	3	3	
908 Cataclysmic Storms and Floods Resulting From Storms.....	1	1	
<b>Accidents Caused by Submersion, Suffocation, &amp; Foreign Bodies (910-915)</b>	<b>139</b>	<b>96</b>	<b>43</b>
910 Accidental Drowning and Submersion.....	47	36	11
911 Food Inhalation and Ingestion Causing Resp. Tract Obs./Suffocation .....	30	20	10
912 Other Object Inhal./Ingestion Causing Resp. Tract Obs./Suffocation.....	29	15	14
913 Accidental Mechanical Suffocation .....	33	25	8
<b>Other Accidents (916-928)</b>	<b>100</b>	<b>84</b>	<b>16</b>
916 Struck Accidentally by Falling Object .....	18	16	2
917 Striking Against or Struck Accidentally by Objects or Persons .....	6	4	2
918 Caught Accidentally In or Between Objects .....	2	1	1
919 Accident Caused by Machinery .....	28	26	2
920 Accident Caused by Cutting and Piercing Instruments or Objects .....	4	4	
922 Accident Caused by Firearm Missile .....	9	8	1
923 Accident Caused by Explosive Material.....	5	4	1
925 Accident Caused by Electric Current.....	13	12	1
927 Overexertion and Strenuous Movements .....	1	1	
928 Other and Unspecified Environmental and Accidental Causes .....	14	8	6
<b>Late Effects of Accidental Injury (929)</b>	<b>29</b>	<b>23</b>	<b>6</b>
929 Late Effects of Accidental Injury .....	29	23	6
<b>Drugs, Meds. and Bio. Substan. Causing Adverse Eff. in Therapy (930-949)</b>	<b>2</b>	<b>1</b>	<b>1</b>
947 Other and Unspecified Drugs and Medicaments.....	2	1	1
<b>Suicide and Self-Inflicted Injury (950-959)</b>	<b>577</b>	<b>475</b>	<b>102</b>
950 Suicide and Self-Inflicted Poisoning by Solid or Liquid Substances .....	48	21	27
951 Suicide and Self-Inflicted Poisoning by Gases in Domestic Use.....	1	1	
952 Suicide and Self-Inflicted Poisoning by Other Gases and Vapors.....	67	45	22
953 Suicide/Self-Inflicted Injury by Hanging, Strangulation and Suffocation.....	124	109	15
954 Suicide and Self-Inflicted Injury by Submersion (Drowning) .....	11	8	3
955 Suicide and Self-Inflicted Injury by Firearms and Explosives .....	280	257	23
956 Suicide and Self-Inflicted Injury by Cutting, Piercing Instruments .....	13	8	5
957 Suicide and Self-Inflicted Injury by Jumping from High Place .....	14	10	4
958 Suicide and Self-Inflicted Injury by Other and Unspecified Means .....	19	16	3
<b>Homicide and Injury Purposely Inflicted by Other Persons (960-969)</b>	<b>211</b>	<b>154</b>	<b>57</b>
960 Fight, Brawl, Rape.....	3	2	1
962 Assault by Poisoning .....	1		1
963 Assault by Hanging and Strangulation.....	14	5	9
964 Assault by Submersion .....	1	1	
965 Assault by Firearms and Explosives .....	126	103	23
966 Assault by Cutting and Piercing Instrument .....	24	17	7
967 Child Battering and Other Maltreatment.....	4	3	1
968 Assault by Other and Unspecified Means.....	36	21	15

**Cause of Death**

---

**Table 15. Deaths by Specific Underlying Cause, 1997**

<u>Cause</u>	<u>Total</u>	<u>Male</u>	<u>Female</u>
969 Late Effects of Injury Purposely Inflicted by Other Person.....	2	2	
<b>Legal Intervention (970-978)</b>	<b>2</b>	<b>2</b>	
970 Injury Due to Legal Intervention by Firearms.....	2	2	
<b>Injury Undetermined Whether Accidentally or Purposely Inflicted (980-989)</b>	<b>43</b>	<b>30</b>	<b>13</b>
980 Poisoning by Solid or Liquid Substances.....	21	16	5
982 Poisoning by Other Gases.....	2	1	1
983 Hanging, Strangulation or Suffocation.....	3	1	2
984 Submersion (Drowning).....	2	2	
985 Injury by Firearms and Explosives.....	5	3	2
988 Injury by Other and Unspecified Means.....	8	6	2
989 Late Effects of Injury, Undetermined Whether Accidentally/Purposely Inflicted.....	2	1	1

Note: Underlying cause of death is the disease or injury that initiated events resulting in death.

---

## Technical Notes

### Reporting Requirements

As specified in Wisconsin State Statutes, Chapter 69, the following is a brief outline of the sequence of events which take place when a death occurs in Wisconsin:

Within 24 hours after being notified of a death, the filing party (usually a funeral director) must present a certificate of death to the physician or medical examiner responsible for completing and signing the medical certification.

The medical certifier has six days after pronouncement of death to return the certificate of death back to the filing party.

Within two days after receipt of the medical certification, the filing party must present the death certificate to the registration district (local Register of Deeds or City Health Office). There should be no more than nine calendar days total from date of death until filing at a local office.

The local Register of Deeds or City Health Office must transmit the death certificate to the State Registrar within ten working days (not including weekends) after its receipt from the filing party.

State statute allows up to 21 days from the date of death until notification of the State Registrar.

### Death Certificate

A copy of a sample death certificate form can be found on page 57.

### International Classification of Disease (ICD-9) Codes

Causes of death are coded according to the World Health Organization's *International Classification of Diseases—Ninth Revision* (Geneva, Switzerland, 1977). This classification system is the current standard used by the National Center for Health Statistics. The ICD-9 codes used for groupings in Table 5 are:

Infectious and Parasitic Diseases (001-139)  
Malignant Neoplasms (Cancer) (140-208)  
Diabetes Mellitus (250)  
Nutritional Deficiencies (260-269)  
Blood and Blood-Forming Organs, Diseases of (280-289)  
Mental Disorders (290-319)  
Nervous System and Sense Organs, Diseases of (320-389)  
Hypertension (401-405)  
Ischemic Heart Disease (410-414)  
Other Heart Disease (420-429)  
Cerebrovascular Disease (Stroke) (430-438)



Atherosclerosis (440)  
Other Circulatory Diseases (390-398, 415-417, 441-448, 451-459)  
Pneumonia and Influenza (480-487)    Chronic Obstructive Pulmonary Disease (490-496)  
Ulcer of Stomach and Duodenum (531-534)  
Chronic Liver Disease and Cirrhosis (571)  
Nephritis and Nephrosis (580-589)  
Musculoskeletal and Connective Tissue (710-739)  
Congenital Anomalies (740-759)  
Perinatal Conditions (760-779)  
Motor Vehicle-Related Injuries (E810-E825)  
Other Unintentional Injuries (E800-E809, E826-E947)  
Suicide (E950-E959)  
Homicide (E960-E969)  
All Other (All Other Codes)

The International Classification of Disease (ICD-9) codes used for groupings in Tables 6, 7, 8, 11, 12 and 13 are:

Infectious and Parasitic Diseases (001-139)  
Malignant Neoplasms (Cancer) (140-208)  
Benign and Uncertain Neoplasms (210-239)  
Diabetes Mellitus (250)  
Nutritional Deficiencies (260-269)  
Anemias (280-285)  
Meningitis (320-322)  
Heart Disease (391-398, 402, 404-429)  
Hypertension With or Without Renal Disease (401, 403)  
Cerebrovascular Disease (Stroke) (430-438)  
Atherosclerosis and Other Arterial Diseases (440-448)  
Acute Bronchitis and Bronchiolitis (466)  
Pneumonia and Influenza (480-487)  
Chronic Obstructive Pulmonary Diseases (490-496)  
Ulcer of Stomach and Duodenum (531-533)  
Appendicitis (540-543)  
Abd. Hernia and Intestinal Obstruction (560)  
Chronic Liver Disease and Cirrhosis (571)  
Cholelithiasis and Gallbladder (574-575)  
Nephritis and Nephrosis (580-589)  
Infections of the Kidney (590)  
Hyperplasia of the Prostate (600)  
Complications of Pregnancy (630-676)  
Congenital Anomalies (740-759)  
Conditions of Perinatal Period (760-779)  
Sudden Infant Death Syndrome (798.0)  
Injury, Unintentional (E800-E949)  
Suicide (E950-E959)

Homicide and Legal Intervention (E960-E978)  
Injury, Intent Not Determined (E980-E989)  
All Other (All Other Codes)

The International Classification of Disease (ICD-9) codes used for groupings in Tables 9, 10 and 14 are:

Tuberculosis (010-018)  
Septicemia (038)  
Human Immunodeficiency Virus (042-044)  
Other Infectious and Parasitic (001-009, 020-037, 039-041, 045-139)  
Malignant Neoplasms (Cancer) (140-208)  
Benign and Uncertain Neoplasms (210-239)  
Diabetes Mellitus (250)  
Nutritional Deficiencies (260-269)  
Anemias (280-285)  
Meningitis (320-322)  
Circulatory Diseases (391-448)  
    Heart Disease (391-398, 402, 404-429)  
    Hypertension with or without Renal Disease (401, 403)  
    Cerebrovascular Disease (Stroke) (430-438)  
    Atherosclerosis (440)  
    Other Arterial Disease (441-448)  
Acute Bronchitis and Bronchiolitis (466)  
Pneumonia and Influenza (480-487)  
Chronic Obstructive Pulmonary (490-496)  
Ulcer of Stomach and Duodenum (531-533)  
Appendicitis (540-543)  
Abdominal Hernia and Intestinal Obstruction (550-553, 560)  
Chronic Liver Disease and Cirrhosis (571)  
Cholelithiasis and Gallbladder (574-575)  
Nephritis and Nephrosis (580-589)  
Infections of the Kidney (590)  
Hyperplasia of the Prostate (600)  
Complications of Pregnancy (630-676)  
Congenital Anomalies (740-759)  
Conditions of the Perinatal Period (760-779)  
Ill-Defined Conditions (780-799)  
    Sudden Infant Death Syndrome (798.0)  
All Other Diseases (All Other)  
Accidents and Adverse Effects (E800-E949)  
Motor Vehicle Accidents (E810-E825) - TABLE 9 ONLY  
Suicide (E950-E959)  
Homicide and Legal Intervention (E960-E978)  
All Other External Causes (E980-E999)



**Wisconsin Population Estimates by Age and Sex, July 1, 1997**

<u>Age Group</u>	<u>Total Estimated Population</u>	<u>Male Estimated Population</u>	<u>Female Estimated Population</u>
<b>All Ages</b>	<b>5,216,380</b>	<b>2,567,820</b>	<b>2,648,560</b>
Under 1	66,850	34,140	32,710
1-4	271,420	139,090	132,330
5-9	371,380	190,090	181,290
10-14	401,080	206,410	194,670
15-19	400,960	205,850	195,110
20-24	335,190	170,340	164,850
25-29	345,570	172,430	173,150
30-34	386,220	192,880	193,330
35-39	443,700	224,430	219,270
40-44	423,150	213,780	209,380
45-49	365,040	181,420	183,610
50-54	290,730	143,830	146,900
55-59	227,690	111,420	116,270
60-64	197,870	96,300	101,570
65-69	189,400	88,550	100,850
70-74	168,830	75,670	93,160
75-79	140,070	57,930	82,140
80-84	102,390	37,910	64,470
85-89	58,260	18,010	40,240
90-94	23,290	5,880	17,410
95 +	7,310	1,470	5,840

---

Note: Numbers may not sum to total due to rounding.

