

# **Wisconsin Deaths, 1998**

January 2000

Bureau of Health Information  
Division of Health Care Financing  
Department of Health and Family Services



## **Introduction**

This report presents key information about deaths of Wisconsin residents that occurred in 1998 and previous years. Also included is information on the number and rate of deaths overall and by age, sex and cause. The source of these data is death certificates that are filed with the State Registrar in the Bureau of Health Information (BHI), Division of Health Care Financing, Department of Health and Family Services. Most of these deaths occurred in Wisconsin, although BHI receives death certificates of Wisconsin residents from other states and countries as well.

All tables and figures in this report present Wisconsin resident data (deaths of Wisconsin residents). This means that deaths have been assigned to the area where the person lived (usually legal residence), regardless of where the death occurred.

The collection of death data is mandated by Chapter 69 of the Wisconsin State Statutes. Chapter 69 authorizes the Department of Health and Family Services to supervise and direct the collection of vital statistics death data. This statute also indicates how local registrars are to collect and file certificates for deaths that occur in their jurisdiction. A copy of the death certificate form is included in the Technical Notes at the end of this report.

We would like to recognize the following: local Register of Deeds offices and the Milwaukee and West Allis city health offices (for registering deaths), coroners and medical examiners (for certifying causes of death), hospitals and physicians (for certifying deaths), and funeral directors (for filing death certificates). We would also like to acknowledge and thank other states for submitting data on deaths of Wisconsin residents that occurred there.

The Department of Health and Family Services produced this publication. Staff of the Vital Records Registration and Statistics Unit, Bureau of Health Information, collected and compiled the death records. Joyce Knapton produced the computer programs to generate the tables and drafted the brief summaries in this report. Bev Smith provided technical assistance with graphics and formatting and Patricia Nametz edited the report. The report was prepared under the overall direction of Barbara Rudolph, Director, and Sandra Breitborde, Deputy Director, Bureau of Health Information, and the supervision of Robert Kramer, State Registrar, Vital Records Section and Jane Kraus, Supervisor, Vital Registration and Statistics Unit.

Comments, suggestions and requests for additional data may be addressed to:

Joyce Knapton  
Bureau of Health Information  
Division of Health Care Financing  
P.O. Box 309, Room 145  
Madison, WI 53701-0309  
(608) 267-7815  
knaptj@dhfs.state.wi.us



---

## Table of Contents

<b>Key Findings</b> .....	5
---------------------------	---

### Deaths and Death Rates

Table 1. Deaths and Death Rates, Wisconsin and U.S., Selected Years.....	7
Table 2. Deaths and Death Rates by Age and Sex, 1998.....	8
Table 3. Deaths by County of Residence, 1989-1998.....	9
Table 4. Deaths by County of Residence and Occurrence, 1998.....	11
Map 1. Number of Infant Deaths by County of Residence, 1998 .....	12
Figure 1. Heart Disease Death Rates by Selected Age Groups and Sex, 1998 .....	13
Figure 2. Malignant Neoplasm (Cancer) Death Rates by Selected Age Groups and Sex, 1998 .....	14
Figure 3. Cerebrovascular Disease (Stroke) Death Rates by Selected Age Groups and Sex, 1998 .....	15

### Cause of Death

Table 5. Summary Categories of Cause of Death, 1998 .....	16
Table 6. Leading Underlying Causes of Death by Age, 1997 and 1998.....	17
Table 7. Leading Underlying Causes of Death for Males, by Age, 1997 and 1998.....	19
Table 8. Leading Underlying Causes of Death for Females, by Age, 1997 and 1998.....	21
Table 9. Deaths by Underlying Cause of Death, Age and Sex, 1998 .....	23
Table 10. Deaths by Underlying Cause of Death, Race and Sex, 1998.....	29
Table 11. Leading Underlying Causes of Death by Race, 1997 and 1998 .....	30
Table 12. Leading Underlying Causes of Death for Males by Race, 1997 and 1998.....	31
Table 13. Leading Underlying Causes of Death for Females by Race, 1997 and 1998.....	32
Table 14. Deaths by Underlying Cause of Death and County of Residence, 1998.....	33
Table 15. Deaths by Specific Underlying Cause, 1998.....	40

### Technical Notes

Reporting Requirements .....	54
International Classification of Disease (ICD-9) Groupings.....	54
Sample Copy of State of Wisconsin Death Certificate .....	57
Wisconsin Population Estimates by Age and Sex, July 1, 1998.....	58



---

## Key Findings

- In 1998, there were 45,890 deaths of Wisconsin residents, the highest number ever recorded.
- The 1998 Wisconsin death rate was 8.7 deaths per 1,000 population, similar to rates for the past 20 years. The overall death rate has remained stable despite increases in the annual number of deaths because the size of the population (especially the older population) has increased while age-specific death rates have decreased.
- The Wisconsin death rate (deaths per 1,000 population) has been almost identical to the United States death rate every year since 1945.
- Age-specific death rates for males consistently exceed death rates for females in all age groups, from infancy through old age. However, among all persons aged 80 and older, the number of female deaths is greater than the number of male deaths. This is because there are many more females than males living past the age of 80.
- As in 1997, the three leading causes of death in 1998 were heart disease, malignant neoplasms (cancer) and cerebrovascular disease (stroke). These three causes of death accounted for 61 percent of all deaths among Wisconsin residents.
- From 1997 to 1998, the number of deaths among infants (less than one year of age) increased from 431 to 488. The death rate among infants also increased, from 64.5 deaths per 10,000 infants to 72.3 per 10,000. This increase in the number and rate of infant deaths primarily reflects a rise in the two leading causes of infant death: perinatal conditions and congenital anomalies.
- As in 1997, suicide was the ninth leading cause of death among Wisconsin residents. The number of suicides increased from 1997 to 1998, from 577 to 593. Over half (53%) of all suicides in 1998 involved a firearm.
- Age-specific death rates generally increase with age, except that infants die at a higher rate than other children.
- The leading cause of death for the white population in 1998 was heart disease, while it was cancer for the black population.
- In 1998, diabetes accounted for nearly twice the proportion of deaths among black women (5.3 percent) as among all women statewide (2.8 percent).





**Table 1. Deaths and Death Rates, Wisconsin and United States, Selected Years, 1910-1998**

---

<u>Year</u>	<u>Number of Wisconsin Deaths</u>	<u>Wisconsin Death Rate</u>	<u>U.S. Death Rate</u>
1910	28,213	12.1	14.7
1915	26,676	10.7	13.5
1920	29,859	11.3	13.0
1925	29,380	10.5	11.8
1930	30,488	10.4	11.3
1935	30,404	10.0	10.9
1940	31,457	10.0	10.8
1945	31,776	10.7	10.6
1950	33,573	9.7	9.6
1955	35,250	9.6	9.3
1960	38,121	9.6	9.5
1965	40,146	9.5	9.4
1970	40,820	9.2	9.5
1975	39,916	8.8	8.9
1980	40,801	8.7	8.8
1985	41,434	8.7	8.7
1990	42,655	8.7	8.6
1991	43,117	8.7	8.5
1992	42,179	8.5	8.5
1993	44,466	8.8	8.8
1994	44,420	8.7	8.8
1995	45,037	8.8	8.8
1996	45,107	8.7	8.7
1997	44,860	8.6	8.6
1998	45,890	8.7	8.6

Source: Wisconsin data are from the Bureau of Health Information, Division of Health Care Financing, Department of Health and Family Services. U.S. death rates are from the National Center for Health Statistics, "Births and Deaths: Preliminary Data for 1998," *National Vital Statistics Reports*, October 5, 1999.

Note: Rates are deaths per 1,000 population.

- In 1998, there were 45,890 deaths of Wisconsin residents, the highest number ever recorded.
- The 1998 Wisconsin death rate was 8.7 deaths per 1,000 population, similar to rates for the past 20 years. The overall death rate has remained stable despite increases in the annual number of deaths because the size of the population (especially the older population) has increased while age-specific death rates have decreased.
- The Wisconsin death rate (deaths per 1,000 population) has been almost identical to the U.S. death rate every year since 1945.

**Table 2. Deaths and Death Rates by Age and Sex, Wisconsin 1998**

Age Group	<u>Total</u>		<u>Male</u>		<u>Female</u>	
	<u>Number of Deaths</u>	<u>Death Rate</u>	<u>Number of Deaths</u>	<u>Death Rate</u>	<u>Number of Deaths</u>	<u>Death Rate</u>
<b>All Ages</b>	<b>45,890</b>	<b>8.7</b>	<b>22,463</b>	<b>8.7</b>	<b>23,426</b>	<b>8.8</b>
Under 1	488	7.2	264	7.7	223	6.7
1-4	97	0.4	59	0.4	38	0.3
5-9	63	0.2	33	0.2	30	0.2
10-14	92	0.2	57	0.3	35	0.2
15-19	227	0.5	158	0.7	69	0.3
20-24	269	0.8	206	1.2	63	0.4
25-29	264	0.8	183	1.1	81	0.5
30-34	342	0.9	230	1.2	112	0.6
35-39	582	1.3	384	1.7	198	0.9
40-44	784	1.8	497	2.3	287	1.3
45-49	1,038	2.8	646	3.5	392	2.1
50-54	1,283	4.2	803	5.4	480	3.1
55-59	1,597	6.7	970	8.3	627	5.1
60-64	2,328	11.5	1,378	14.0	950	9.2
65-69	3,476	18.8	2,059	23.8	1,417	14.4
70-74	4,949	28.9	2,844	36.6	2,105	22.5
75-79	6,233	43.8	3,327	56.3	2,906	34.9
80-84	7,589	73.7	3,655	94.9	3,934	61.0
85-89	6,929	112.7	2,727	141.2	4,202	99.7
90-94	4,810	195.9	1,451	230.0	3,359	184.2
95 +	2,450	318.6	532	338.9	1,918	313.4

Source: Bureau of Health Information, Division of Health Care Financing, Department of Health and Family Services. For the population estimates used to calculate rates, see Technical Notes, page 58.

Notes: Rates are deaths per 1,000 population in that age group or age/sex group. The total includes one death where the sex was undetermined.

- Age-specific death rates generally increase with age, except that infants (under age one) die at a higher rate than other children.
- Age-specific death rates for males consistently exceed death rates for females in all age groups, from infancy through old age. However, among all persons aged 80 and older, the number of female deaths is greater than the number of male deaths. This is because there are many more females than males living past the age of 80.

**Deaths and Death Rates**

**Table 3. Deaths by County of Residence, Wisconsin 1989 – 1998**

	<u>1989</u>	<u>1990</u>	<u>1991</u>	<u>1992</u>	<u>1993</u>	<u>1994</u>	<u>1995</u>	<u>1996</u>	<u>1997</u>	<u>1998</u>
<b>Total Deaths</b>	<b>42,283</b>	<b>42,655</b>	<b>43,117</b>	<b>42,179</b>	<b>44,466</b>	<b>44,420</b>	<b>45,037</b>	<b>45,107</b>	<b>44,860</b>	<b>45,890</b>
Adams	180	182	193	162	199	200	185	180	183	198
Ashland	192	214	187	227	212	206	218	179	193	185
Barron	434	433	459	419	477	416	450	472	444	507
Bayfield	149	151	153	159	152	182	152	146	162	168
Brown	1,292	1,349	1,362	1,370	1,445	1,560	1,482	1,507	1,472	1,630
Buffalo	151	145	168	149	152	134	121	132	159	141
Burnett	143	159	155	158	164	180	179	192	170	192
Calumet	231	242	244	207	248	244	235	232	231	259
Chippewa	478	498	502	506	489	538	534	495	499	548
Clark	323	355	327	316	346	322	323	341	318	324
Columbia	443	450	464	475	506	490	532	505	494	501
Crawford	189	180	185	151	175	202	178	180	172	161
Dane	2,188	2,078	2,237	2,177	2,365	2,371	2,397	2,475	2,437	2,535
Dodge	735	765	819	798	779	777	810	764	797	819
Door	284	311	292	273	288	319	311	292	305	338
Douglas	451	440	490	456	531	456	455	521	499	483
Dunn	240	271	236	244	278	257	289	250	243	281
Eau Claire	656	658	673	633	632	737	664	693	658	665
Florence	38	44	53	43	45	60	66	50	46	56
Fond du Lac	776	771	791	801	837	835	867	880	785	907
Forest	128	122	116	102	124	110	109	119	108	114
Grant	499	493	472	485	494	482	465	478	483	445
Green	288	270	270	299	276	322	316	326	308	299
Green Lake	188	201	231	218	213	214	248	226	246	231
Iowa	185	195	207	177	180	206	191	170	182	196
Iron	99	97	95	76	100	97	87	111	101	94
Jackson	169	187	194	192	192	185	187	177	178	189
Jefferson	580	541	556	525	573	594	579	597	603	592
Juneau	240	230	218	233	232	250	271	277	263	265
Kenosha	1,063	1,131	1,063	1,113	1,145	1,128	1,229	1,132	1,125	1,237
Kewaunee	172	184	174	185	179	184	193	187	172	178
La Crosse	846	836	833	770	879	878	869	916	887	905
Lafayette	149	172	153	137	136	170	147	151	167	173
Langlade	238	220	239	219	239	218	252	205	228	217
Lincoln	283	281	291	301	314	289	298	312	298	320
Manitowoc	777	774	789	794	819	845	819	848	813	827

(continued)

## Deaths and Death Rates

**Table 3. Deaths by County of Residence, Wisconsin 1989 – 1998**

	<u>1989</u>	<u>1990</u>	<u>1991</u>	<u>1992</u>	<u>1993</u>	<u>1994</u>	<u>1995</u>	<u>1996</u>	<u>1997</u>	<u>1998</u>
Marathon	859	875	850	842	909	905	907	869	875	920
Marinette	453	491	476	458	497	477	478	492	501	509
Marquette	129	149	150	142	135	151	141	189	152	176
Menominee	38	42	38	46	42	25	45	43	35	48
Milwaukee	9,309	9,282	9,320	8,929	9,324	9,164	9,200	9,109	8,833	8,812
Monroe	393	384	348	350	358	394	383	385	354	408
Oconto	293	272	318	316	355	357	331	308	325	335
Oneida	404	363	388	378	375	389	375	410	387	372
Outagamie	927	993	1,004	993	1,066	1,020	1,026	1,103	1,196	1,142
Ozaukee	447	497	496	444	556	530	541	589	565	587
Pepin	88	93	70	79	103	102	72	87	87	76
Pierce	254	237	238	208	226	220	235	239	242	224
Polk	312	352	350	376	373	358	380	384	398	416
Portage	423	398	404	390	408	463	438	476	468	431
Price	184	196	178	211	192	208	198	184	207	216
Racine	1,316	1,438	1,405	1,419	1,458	1,463	1,534	1,600	1,550	1,529
Richland	170	186	208	201	171	185	200	179	201	169
Rock	1,264	1,277	1,222	1,223	1,304	1,215	1,268	1,287	1,371	1,327
Rusk	176	157	150	168	157	173	183	182	175	174
St. Croix	393	375	387	345	407	339	438	394	453	445
Sauk	439	485	478	451	494	507	484	470	455	534
Sawyer	160	171	183	169	200	204	194	202	169	184
Shawano	423	418	445	412	400	430	444	471	421	424
Sheboygan	951	908	927	1,008	980	949	957	962	997	1,107
Taylor	166	195	157	149	187	181	191	169	198	223
Trempealeau	322	300	305	277	295	309	338	305	290	285
Vernon	294	290	301	274	321	290	311	317	322	312
Vilas	241	244	259	254	233	281	254	258	264	269
Walworth	719	651	737	698	772	696	710	724	747	799
Washburn	146	167	185	168	194	162	194	185	197	182
Washington	637	650	674	623	716	715	687	761	746	769
Waukesha	1,899	1,906	1,972	1,984	2,077	2,184	2,316	2,276	2,446	2,529
Waupaca	597	620	605	633	619	602	658	643	617	651
Waushara	189	223	202	222	249	236	242	227	232	233
Winnebago	1,117	1,094	1,169	1,154	1,199	1,194	1,271	1,207	1,259	1,219
Wood	674	646	626	633	699	684	704	703	690	674

Source: Bureau of Health Information, Division of Health Care Financing, Department of Health and Family Services.

## Deaths and Death Rates

**Table 4. Deaths by County of Residence and County of Occurrence, Wisconsin 1998**

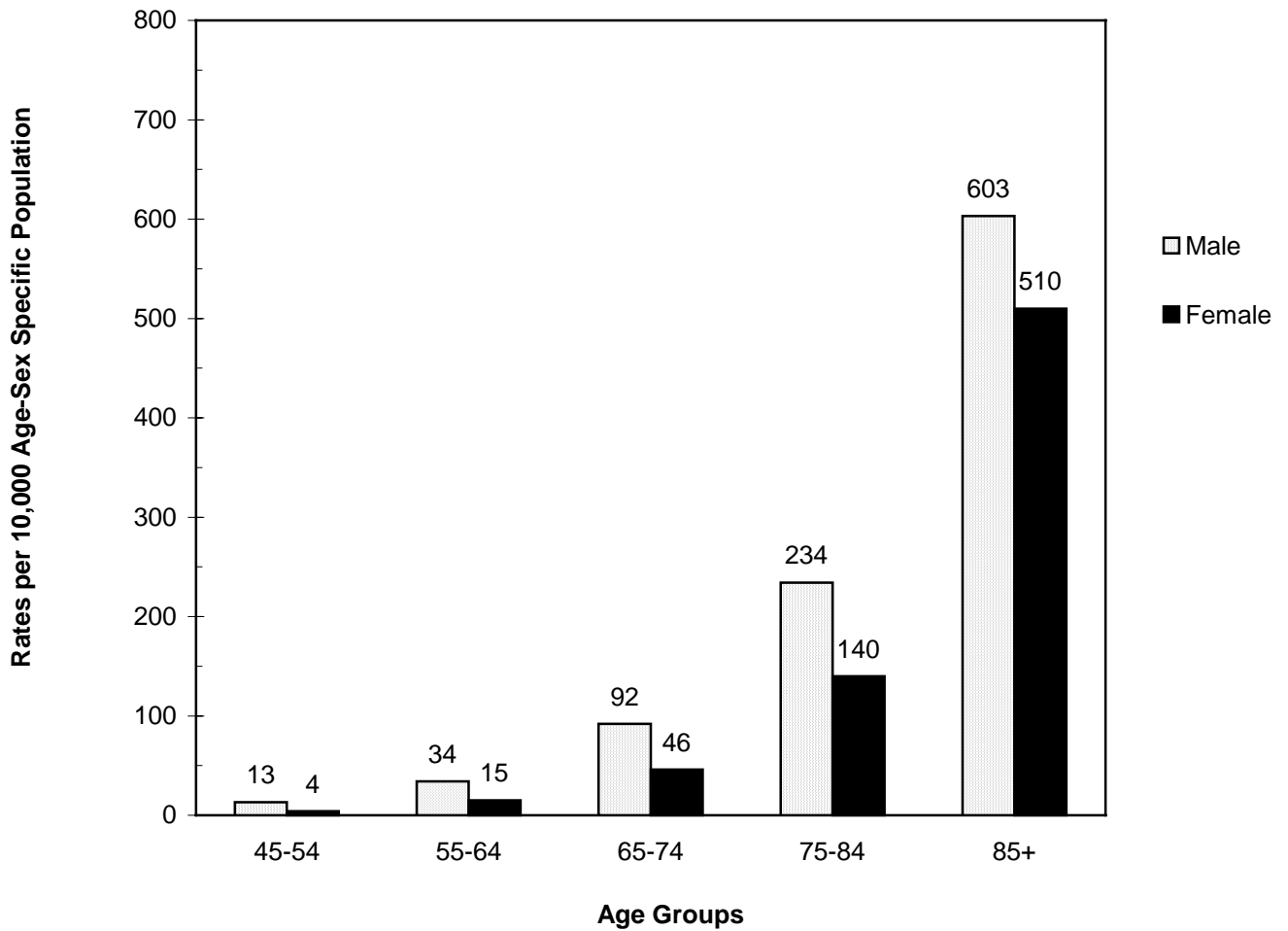
	<u>Residence</u>	<u>Occurrence</u>		<u>Residence</u>	<u>Occurrence</u>
<b>State Total</b>	<b>45,890</b>	<b>45,713</b>			
Adams	198	148	Marathon	920	892
Ashland	185	229	Marinette	509	541
Barron	507	484	Marquette	176	87
Bayfield	168	98	Menominee	48	17
Brown	1,630	1,871	Milwaukee	8,812	9,570
Buffalo	141	77	Monroe	408	357
Burnett	192	135	Oconto	335	241
Calumet	259	201	Oneida	372	470
Chippewa	548	501	Outagamie	1,142	1,328
Clark	324	201	Ozaukee	587	515
Columbia	501	491	Pepin	76	73
Crawford	161	173	Pierce	224	135
Dane	2,535	3,140	Polk	416	369
Dodge	819	830	Portage	431	409
Door	338	298	Price	216	210
Douglas	483	374	Racine	1,529	1,456
Dunn	281	233	Richland	169	141
Eau Claire	665	849	Rock	1,327	1,313
Florence	56	46	Rusk	174	154
Fond du Lac	907	898	St. Croix	445	385
Forest	114	74	Sauk	534	538
Grant	445	360	Sawyer	184	156
Green	299	296	Shawano	424	398
Green Lake	231	235	Sheboygan	1,107	1,070
Iowa	196	181	Taylor	223	179
Iron	94	52	Trempealeau	285	216
Jackson	189	149	Vernon	312	291
Jefferson	592	455	Vilas	269	200
Juneau	265	198	Walworth	799	674
Kenosha	1,237	1,074	Washburn	182	181
Kewaunee	178	119	Washington	769	632
La Crosse	905	1,254	Waukesha	2,529	2,452
Lafayette	173	105	Waupaca	651	548
Langlade	217	202	Waushara	233	148
Lincoln	320	280	Winnebago	1,219	1,225
Manitowoc	827	759	Wood	674	1,072

Source: Bureau of Health Information, Division of Health Care Financing, Department of Health and Family Services.

Note: The "residence" column indicates the number of deaths among residents of the county, regardless of where the person died. The "occurrence" column indicates the number of deaths that occurred in that county, regardless of where the person resided. Statewide, totals for the two columns differ because some Wisconsin resident deaths occur outside the state, and some deaths of non-residents occur within the state.



**Figure 1. Heart Disease Death Rates by Selected Age Groups and Sex, Wisconsin 1998**

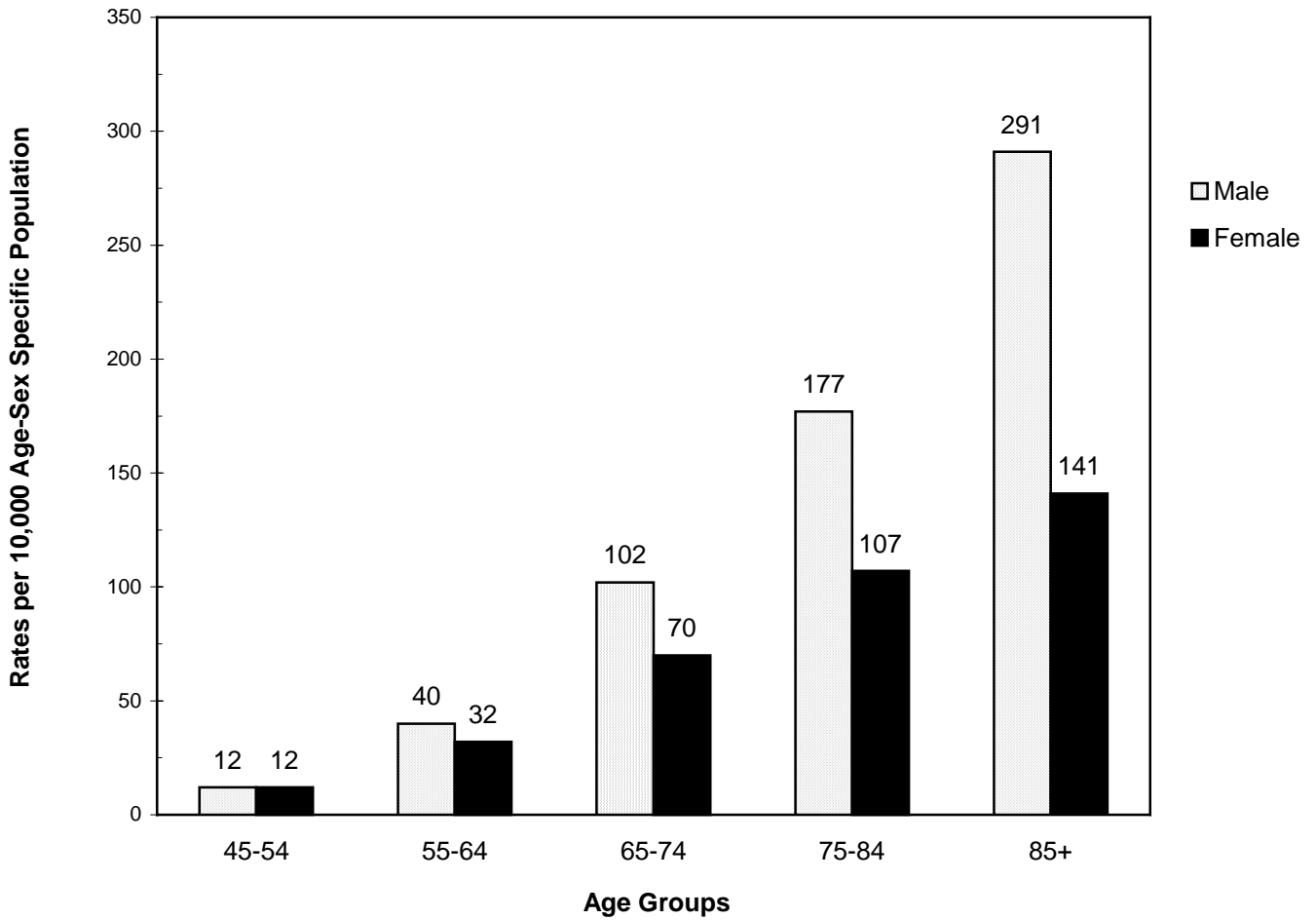


Source: Bureau of Health Information, Division of Health Care Financing, Department of Health and Family Services.

Note: The ICD-9 codes used for heart disease are 391-398, 402 and 404-429.

- Heart disease death rates for males exceeded rates for females in all age groups.

Figure 2. Malignant Neoplasm (Cancer) Death Rates by Selected Age Groups and Sex, Wisconsin 1998



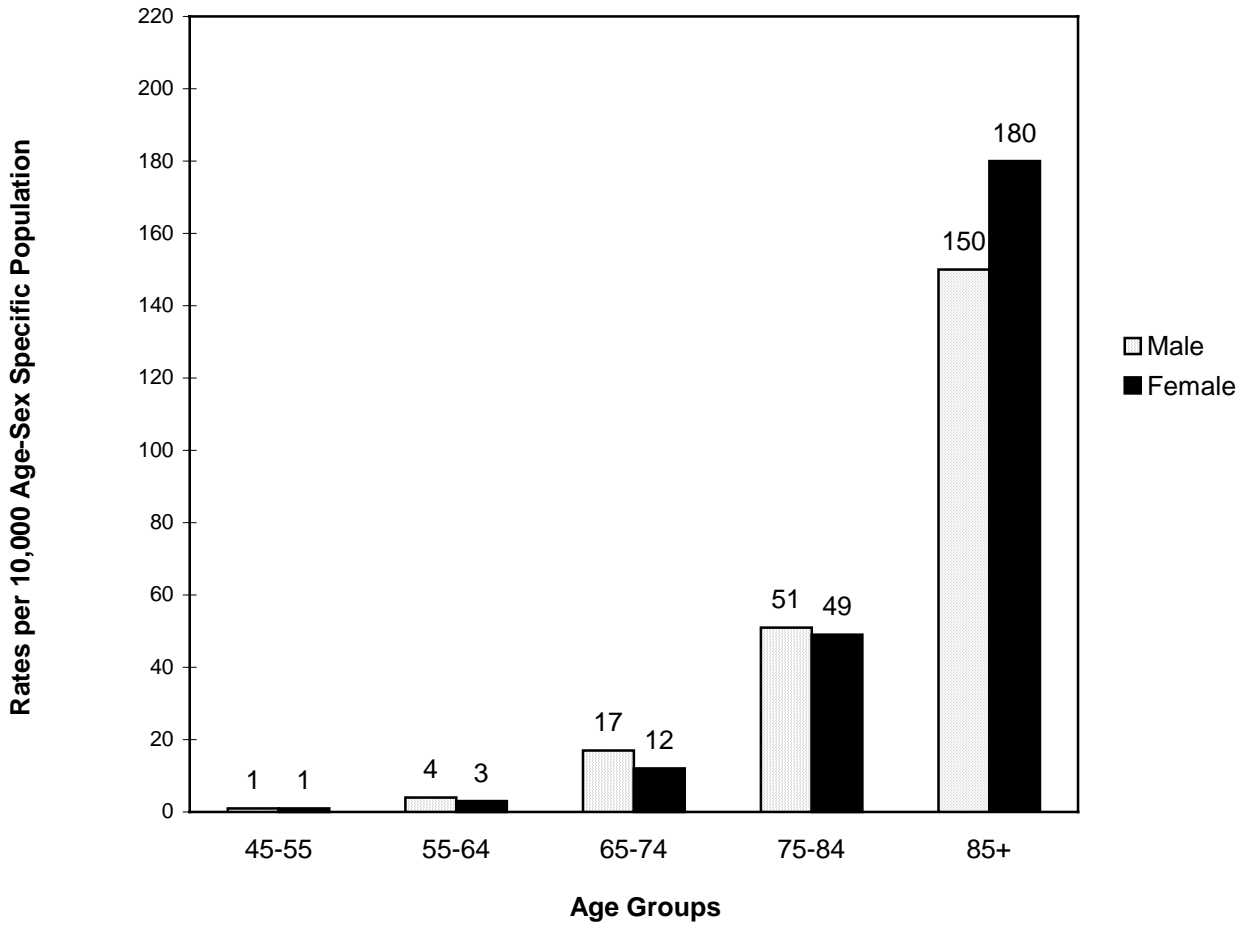
Source: Bureau of Health Information, Division of Health Care Financing, Department of Health and Family Services.

Note: The ICD-9 codes used for malignant neoplasms are 140-208.

- In 1998, malignant neoplasm (cancer) death rates for males exceeded rates for females in most age groups. Among persons aged 45-54, the cancer death rate was similar for males and females.



Figure 3. Cerebrovascular Disease (Stroke) Death Rates by Selected Age Groups and Sex, Wisconsin 1998



Source: Bureau of Health Information, Division of Health Care Financing, Department of Health and Family Services.

Note: The ICD-9 codes used for cerebrovascular disease are 430-438.

- Cerebrovascular disease (stroke) death rates for males exceeded rates for females in most age groups. Stroke death rates were similarly low among both males and females ages 45-54, and higher among females than males ages 85 and older.

**Table 5. Summary Categories of Cause of Death, Wisconsin 1998**

	<b>Immediate Cause of <u>Death</u></b>	<b>Underlying Cause of <u>Death</u></b>	<b>All-Mention Cause of <u>Death</u></b>
<b>ALL CAUSES</b>	<b>45,890</b>	<b>45,890</b>	<b>88,054</b>
Infectious and Parasitic Diseases	1,069	577	1,343
Malignant Neoplasms (Cancer)	8,908	10,886	16,803
Diabetes Mellitus	138	1,274	3,656
Nutritional Deficiencies	262	124	303
Blood & Blood-Forming Organs, Diseases of	160	209	452
Mental Disorders	832	1,623	3,477
Nervous System & Sense Organs, Diseases of	1,032	1,327	2,726
Hypertension	167	623	1,553
Ischemic Heart Disease	5,643	8,932	18,906
Other Heart Disease	8,494	3,898	6,838
Cerebrovascular Disease (Stroke)	3,389	3,641	7,281
Atherosclerosis	111	262	614
Other Circulatory Disease	988	1,152	2,473
Pneumonia and Influenza	2,818	1,909	3,987
Chronic Obstructive Pulmonary Disease	1,058	2,057	4,597
Ulcer of Stomach and Duodenum	25	83	216
Chronic Liver Disease and Cirrhosis	130	388	959
Nephritis and Nephrosis	1,129	576	1,216
Musculoskeletal and Connective Tissue	51	181	448
Congenital Anomalies	110	238	504
Perinatal Conditions	238	220	251
Motor Vehicle-Related Injuries	11	753	843
Other Unintentional Injuries	20	1,169	1,957
Suicide	40	593	704
Homicide	4	188	205
All Other	9,063	3,007	5,742

Source: Bureau of Health Information, Division of Health Care Financing, Department of Health and Family Services.

Notes: The immediate cause of death is the final disease or condition resulting in death. The underlying cause of death is the disease or injury that initiated events resulting in death. All-mention cause of death includes all conditions listed on the death record, including those in the chain of events leading to death and others contributing to the death.

For the ICD-9 codes used for each cause, see Technical Notes, page 54.

- In referring to a “cause of death,” someone is usually referring to the underlying cause. For example, 10,886 Wisconsin residents died in 1998 due to malignant neoplasms (underlying cause). For only 8,908 residents, a malignant neoplasm was indicated as the final disease or condition that caused the person to die (immediate cause). For 16,803 residents, a malignant neoplasm contributed to death (all-mention cause).

## Cause of Death

**Table 6. Leading Underlying Causes of Death by Age, Wisconsin 1997 and 1998**

<b>1997</b>	<b>Number</b>	<b>Rate</b>	<b>1998</b>	<b>Number</b>	<b>Rate</b>
<b>TOTAL, ALL AGES</b>	<b>44,860</b>	<b>86.0</b>	<b>TOTAL, ALL AGES</b>	<b>45,890</b>	<b>87.3</b>
Heart Disease	13,683	26.2	Heart Disease	13,673	26.0
Malignant Neoplasms	10,570	20.3	Malignant Neoplasms	10,886	20.7
Cerebrovascular Disease	3,678	7.1	Cerebrovascular Disease	3,641	6.9
Chronic Obstruct. Pulmonary Dis.	2,020	3.9	Chronic Obstruct. Pulmonary Dis.	2,057	3.9
Injury, Unintentional	1,837	3.5	Injury, Unintentional	1,922	3.7
Pneumonia and Influenza	1,765	3.4	Pneumonia and Influenza	1,909	3.6
Diabetes Mellitus	1,179	2.3	Diabetes Mellitus	1,274	2.4
Atheroscler. and Other Arterial Dis.	914	1.8	Atheroscler. and Other Arterial Dis.	907	1.7
<b>LESS THAN 1 YEAR</b>	<b>431</b>	<b>64.5</b>	<b>LESS THAN 1 YEAR</b>	<b>488</b>	<b>72.3</b>
Conditions of Perinatal Period	194	29.0	Conditions of Perinatal Period	219	32.4
Congenital Anomalies	97	14.5	Congenital Anomalies	112	16.6
Sudden Infant Death Syndrome	45	6.7	Sudden Infant Death Syndrome	45	6.7
Injury, Unintentional	16		Injury, Unintentional	16	
Pneumonia and Influenza	14		Infectious and Parasitic Diseases	12	
Infectious and Parasitic Diseases	8		Cerebrovascular Disease	12	
Heart Disease	5		Homicide	12	
Meningitis	4		Heart Disease	9	
<b>1-14 YEARS</b>	<b>225</b>	<b>2.2</b>	<b>1-14 YEARS</b>	<b>252</b>	<b>2.4</b>
Injury, Unintentional	93	0.9	Injury, Unintentional	93	0.9
Malignant Neoplasms	24	0.2	Congenital Anomalies	25	0.2
Homicide	17		Malignant Neoplasms	21	0.2
Congenital Anomalies	16		Homicide	18	
Infectious and Parasitic Diseases	9		Infectious and Parasitic Diseases	7	
Suicide	9		Heart Disease	7	
Heart Disease	5		Benign and Uncertain Neoplasms	6	
Pneumonia and Influenza	4		Suicide	6	
<b>15-24 YEARS</b>	<b>535</b>	<b>7.3</b>	<b>15-24 YEARS</b>	<b>496</b>	<b>6.6</b>
Injury, Unintentional	246	3.3	Injury, Unintentional	245	3.3
Suicide	100	1.4	Suicide	79	1.1
Homicide	69	0.9	Homicide	51	0.7
Malignant Neoplasms	39	0.5	Malignant Neoplasms	35	0.5
Heart Disease	17		Heart Disease	20	0.3
Congenital Anomalies	12		Benign and Uncertain Neoplasms	9	
Infectious and Parasitic Diseases	6		Congenital Anomalies	8	
Diabetes Mellitus	3		Anemias	4	
<b>25-44 YEARS</b>	<b>1,960</b>	<b>12.3</b>	<b>25-44 YEARS</b>	<b>1,972</b>	<b>12.5</b>
Injury, Unintentional	421	2.6	Injury, Unintentional	425	2.7
Malignant Neoplasms	369	2.3	Malignant Neoplasms	383	2.4
Heart Disease	267	1.7	Suicide	256	1.6
Suicide	228	1.4	Heart Disease	243	1.5
Infectious and Parasitic Diseases	91	0.6	Homicide	84	0.5
Homicide	86	0.5	Infectious and Parasitic Diseases	69	0.4
Diabetes Mellitus	52	0.3	Chronic Liver Disease and Cirrhosis	60	0.4
Cerebrovascular Disease	51	0.3	Cerebrovascular Disease	49	0.3

(continued)

## Cause of Death

**Table 6. Leading Underlying Causes of Death by Age, Wisconsin 1997 and 1998**

<b>1997</b>			<b>1998</b>		
	<b>Number</b>	<b>Rate</b>		<b>Number</b>	<b>Rate</b>
<b>45-64 YEARS</b>	<b>5,973</b>	<b>55.2</b>	<b>45-64 YEARS</b>	<b>6,246</b>	<b>55.9</b>
Malignant Neoplasms	2,303	21.3	Malignant Neoplasms	2,384	21.4
Heart Disease	1,559	14.4	Heart Disease	1,619	14.5
Injury, Unintentional	296	2.7	Injury, Unintentional	297	2.7
Cerebrovascular Disease	245	2.3	Cerebrovascular Disease	240	2.1
Diabetes Mellitus	202	1.9	Diabetes Mellitus	212	1.9
Chronic Obstruct. Pulmonary Dis.	171	1.6	Chronic Obstruct. Pulmonary Dis.	180	1.6
Chronic Liver Disease and Cirrhosis	145	1.3	Suicide	157	1.4
Suicide	137	1.3	Chronic Liver Disease and Cirrhosis	153	1.4
<b>65-74 YEARS</b>	<b>8,416</b>	<b>234.9</b>	<b>65-74 YEARS</b>	<b>8,425</b>	<b>236.7</b>
Malignant Neoplasms	2,994	83.6	Malignant Neoplasms	3,025	85.0
Heart Disease	2,433	67.9	Heart Disease	2,392	67.2
Chronic Obstruct. Pulmonary Dis.	544	15.2	Chronic Obstruct. Pulmonary Dis.	522	14.7
Cerebrovascular Disease	495	13.8	Cerebrovascular Disease	508	14.3
Diabetes Mellitus	273	7.6	Diabetes Mellitus	299	8.4
Atheroscler. And Other Arterial Dis.	173	4.8	Injury, Unintentional	190	5.3
Pneumonia and Influenza	169	4.7	Pneumonia and Influenza	167	4.7
Injury, Unintentional	166	4.6	Atheroscler. and Other Arterial Dis.	153	4.3
<b>75 YEARS AND OVER</b>	<b>27,320</b>	<b>824.6</b>	<b>75 YEARS AND OVER</b>	<b>28,011</b>	<b>826.3</b>
Heart Disease	9,397	283.6	Heart Disease	9,383	276.8
Malignant Neoplasms	4,838	146.0	Malignant Neoplasms	5,037	148.6
Cerebrovascular Disease	2,881	87.0	Cerebrovascular Disease	2,827	83.4
Pneumonia and Influenza	1,468	44.3	Pneumonia and Influenza	1,621	47.8
Chronic Obstruct. Pulmonary Dis.	1,284	38.8	Chronic Obstruct. Pulmonary Dis.	1,333	39.3
Diabetes Mellitus	648	19.6	Diabetes Mellitus	725	21.4
Atheroscler. And Other Arterial Dis.	639	19.3	Atheroscler. and Other Arterial Dis.	666	19.6
Injury, Unintentional	599	18.1	Injury, Unintentional	656	19.4

Source: Bureau of Health Information, Division of Health Care Financing, Department of Health and Family Services.  
For the population estimates used to calculate rates, see Technical Notes, page 58.

Notes: Age-specific rates are deaths per 10,000 population in that age group. A rate is not calculated when there were fewer than 20 deaths. Underlying cause of death is the disease or injury that initiated events resulting in death. The total includes one record where sex was undetermined.  
For the ICD-9 codes used for the cause-of-death groupings, see Technical Notes, page 55.

- As in 1997, the three leading causes of death in 1998 were heart disease, malignant neoplasms (cancer) and cerebrovascular disease (stroke). These three causes of death accounted for 61 percent of total deaths among Wisconsin residents.
- Although heart disease was the leading cause of death overall, within specific age groups it was the leading cause only among persons 75 years and over.
- From 1997 to 1998, the number of deaths among infants (less than one year of age) increased from 431 to 488. The death rate among infants also increased, from 64.5 deaths per 10,000 infants to 72.3 per 10,000. This increase in the number and rate of infant deaths primarily reflects a rise in the two leading causes of infant death: perinatal conditions and congenital anomalies.

## Cause of Death

**Table 7. Leading Underlying Causes of Death for Males by Age, Wisconsin 1997 and 1998**

<u>1997</u>	<u>Number</u>	<u>Rate</u>	<u>1998</u>	<u>Number</u>	<u>Rate</u>
<b>TOTAL, ALL AGES</b>	<b>22,072</b>	<b>86.0</b>	<b>TOTAL, ALL AGES</b>	<b>22,463</b>	<b>87.0</b>
Heart Disease	6,835	26.6	Heart Disease	6,793	26.3
Malignant Neoplasms	5,450	21.2	Malignant Neoplasms	5,666	21.9
Cerebrovascular Disease	1,399	5.4	Cerebrovascular Disease	1,347	5.2
Injury, Unintentional	1,171	4.6	Injury, Unintentional	1,183	4.6
Chronic Obstruct. Pulmonary Dis.	1,092	4.3	Chronic Obstruct. Pulmonary Dis.	1,092	4.2
Pneumonia and Influenza	809	3.2	Pneumonia and Influenza	826	3.2
Diabetes Mellitus	522	2.0	Diabetes Mellitus	615	2.4
Suicide	475	1.8	Atheroscler. and Other Arterial Dis.	493	1.9
<b>LESS THAN 1 YEAR</b>	<b>252</b>	<b>73.8</b>	<b>LESS THAN 1 YEAR</b>	<b>264</b>	<b>77.0</b>
Conditions of Perinatal Period	115	33.7	Conditions of Perinatal Period	122	35.6
Congenital Anomalies	57	16.7	Congenital Anomalies	56	16.3
Sudden Infant Death Syndrome	25	7.3	Sudden Infant Death Syndrome	28	8.2
Injury, Unintentional	12		Injury, Unintentional	10	
Pneumonia and Influenza	8		Heart Disease	6	
Infectious and Parasitic Diseases	4		Cerebrovascular Disease	6	
Heart Disease	4		Homicide	5	
Homicide	3		Infectious and Parasitic Diseases	4	
<b>1-14 YEARS</b>	<b>126</b>	<b>2.4</b>	<b>1-14 YEARS</b>	<b>149</b>	<b>2.8</b>
Injury, Unintentional	52	1.0	Injury, Unintentional	57	1.1
Homicide	13		Malignant Neoplasms	13	
Malignant Neoplasms	12		Congenital Anomalies	12	
Congenital Anomalies	11		Homicide	11	
Suicide	7		Suicide	5	
Infectious and Parasitic Diseases	5		Heart Disease	4	
Heart Disease	3		Injury, Intent Not Determined	4	
Benign and Uncertain Neoplasms	2		Infectious and Parasitic Diseases	3	
<b>15-24 YEARS</b>	<b>395</b>	<b>10.5</b>	<b>15-24 YEARS</b>	<b>364</b>	<b>9.5</b>
Injury, Unintentional	182	4.8	Injury, Unintentional	185	4.8
Suicide	87	2.3	Suicide	66	1.7
Homicide	58	1.5	Homicide	42	1.1
Malignant Neoplasms	26	0.7	Malignant Neoplasms	19	
Heart Disease	10		Heart Disease	11	
Congenital Anomalies	8		Benign and Uncertain Neoplasms	7	
Infectious and Parasitic Diseases	2		Congenital Anomalies	5	
Injury, Intent Not Determined	2		Injury, Intent Not Determined	4	
<b>25-44 YEARS</b>	<b>1,272</b>	<b>15.8</b>	<b>25-44 YEARS</b>	<b>1,294</b>	<b>16.3</b>
Injury, Unintentional	329	4.1	Injury, Unintentional	311	3.9
Heart Disease	187	2.3	Suicide	199	2.5
Suicide	181	2.3	Heart Disease	182	2.3
Malignant Neoplasms	149	1.9	Malignant Neoplasms	170	2.1
Infectious and Parasitic Diseases	63	0.8	Homicide	63	0.8
Homicide	63	0.8	Infectious and Parasitic Diseases	59	0.7
Diabetes Mellitus	33	0.4	Chronic Liver Disease and Cirrhosis	39	0.5
Chronic Liver Disease and Cirrhosis	30	0.4	Pneumonia and Influenza	22	0.3

(continued)

## Cause of Death

**Table 7. Leading Underlying Causes of Death for Males by Age, Wisconsin 1997 and 1998**

<u>1997</u>	<u>Number</u>	<u>Rate</u>	<u>1998</u>	<u>Number</u>	<u>Rate</u>
<b>45-64 YEARS</b>	<b>3,636</b>	<b>68.2</b>	<b>45-64 YEARS</b>	<b>3,797</b>	<b>69.1</b>
Malignant Neoplasms	1,198	22.5	Malignant Neoplasms	1,270	23.1
Heart Disease	1,142	21.4	Heart Disease	1,154	21.0
Injury, Unintentional	214	4.0	Injury, Unintentional	209	3.8
Cerebrovascular Disease	133	2.5	Cerebrovascular Disease	133	2.4
Diabetes Mellitus	110	2.1	Diabetes Mellitus	127	2.3
Suicide	109	2.0	Suicide	123	2.2
Chronic Liver Disease and Cirrhosis	99	1.9	Chronic Liver Disease and Cirrhosis	112	2.0
Chronic Obstruct. Pulmonary Dis.	95	1.8	Chronic Obstruct. Pulmonary Dis.	88	1.6
<b>65-74 YEARS</b>	<b>4,952</b>	<b>301.5</b>	<b>65-74 YEARS</b>	<b>4,903</b>	<b>298.7</b>
Malignant Neoplasms	1,702	103.6	Malignant Neoplasms	1,675	102.1
Heart Disease	1,562	95.1	Heart Disease	1,511	92.1
Chronic Obstruct. Pulmonary Dis.	311	18.9	Chronic Obstruct. Pulmonary Dis.	302	18.4
Cerebrovascular Disease	254	15.5	Cerebrovascular Disease	279	17.0
Diabetes Mellitus	133	8.1	Diabetes Mellitus	159	9.7
Atheroscler. and Other Arterial Dis.	113	6.9	Injury, Unintentional	113	6.9
Pneumonia and Influenza	110	6.7	Atheroscler. and Other Arterial Dis.	107	6.5
Injury, Unintentional	100	6.1	Pneumonia and Influenza	101	6.2
<b>75 YEARS AND OVER</b>	<b>11,439</b>	<b>943.8</b>	<b>75 YEARS AND OVER</b>	<b>11,692</b>	<b>936.9</b>
Heart Disease	3,927	324.0	Heart Disease	3,925	314.5
Malignant Neoplasms	2,362	194.9	Malignant Neoplasms	2,518	201.8
Cerebrovascular Disease	984	81.2	Cerebrovascular Disease	905	72.5
Chronic Obstruct. Pulmonary Dis.	676	55.8	Chronic Obstruct. Pulmonary Dis.	693	55.5
Pneumonia and Influenza	626	51.7	Pneumonia and Influenza	657	52.6
Injury, Unintentional	282	23.3	Atheroscler. and Other Arterial Dis.	321	25.7
Atheroscler. and Other Arterial Dis.	265	21.9	Diabetes Mellitus	305	24.4
Diabetes Mellitus	245	20.2	Injury, Unintentional	298	23.9

Source: Bureau of Health Information, Division of Health Care Financing, Department of Health and Family Services. For the population estimates used to calculate rates, see Technical Notes, page 58.

Notes: Age-specific rates are deaths per 10,000 males in that age group. A rate is not calculated when there were fewer than 20 deaths.

Underlying cause of death is the disease or injury that initiated events resulting in death.

For the ICD-9 codes used for the cause-of-death groupings, see Technical Notes, page 55.

- Unintentional injury is the leading cause of death among boys (ages 1-14) and young men (ages 15-24 and 25-44).
- Cancer (malignant neoplasms) is the leading cause of death among men aged 45-64 and 65-74.
- Among the oldest group of men (age 75 and older), heart disease is the leading cause of death.

**Cause of Death**

**Table 8. Leading Underlying Causes of Death for Females by Age, Wisconsin 1997 and 1998**

<b>1997</b>			<b>1998</b>		
	<b>Number</b>	<b>Rate</b>		<b>Number</b>	<b>Rate</b>
<b>TOTAL, ALL AGES</b>	<b>22,788</b>	<b>86.0</b>	<b>TOTAL, ALL AGES</b>	<b>23,426</b>	<b>87.6</b>
Heart Disease	6,848	25.9	Heart Disease	6,880	25.7
Malignant Neoplasms	5,120	19.3	Malignant Neoplasms	5,220	19.5
Cerebrovascular Disease	2,279	8.6	Cerebrovascular Disease	2,294	8.6
Pneumonia and Influenza	956	3.6	Pneumonia and Influenza	1,083	4.1
Chronic Obstruct. Pulmonary Dis.	928	3.5	Chronic Obstruct. Pulmonary Dis.	965	3.6
Injury, Unintentional	666	2.5	Injury, Unintentional	739	2.8
Diabetes Mellitus	657	2.5	Diabetes Mellitus	659	2.5
Atheroscler. & Other Arterial Dis.	467	1.8	Atheroscler. & Other Arterial Dis.	414	1.5
<b>LESS THAN 1 YEAR</b>	<b>179</b>	<b>54.7</b>	<b>LESS THAN 1 YEAR</b>	<b>223</b>	<b>67.4</b>
Conditions of Perinatal Period	79	24.2	Conditions of Perinatal Period	96	29.0
Congenital Anomalies	40	12.2	Congenital Anomalies	56	16.9
Sudden Infant Death Syndrome	20	6.1	Sudden Infant Death Syndrome	17	
Pneumonia and Influenza	6		Infectious and Parasitic Diseases	8	
Infectious and Parasitic Diseases	4		Homicide	7	
Injury, Unintentional	4		Cerebrovascular Disease	6	
Meningitis	3		Injury, Unintentional	6	
Malignant Neoplasms	2		Pneumonia and Influenza	4	
<b>1-14 YEARS</b>	<b>99</b>	<b>1.9</b>	<b>1-14 YEARS</b>	<b>103</b>	<b>2.0</b>
Injury, Unintentional	41	0.8	Injury, Unintentional	36	0.7
Malignant Neoplasms	12		Congenital Anomalies	13	
Congenital Anomalies	5		Malignant Neoplasms	8	
Infectious and Parasitic Diseases	4		Homicide	7	
Homicide	4		Infectious and Parasitic Diseases	4	
Pneumonia and Influenza	3		Benign and Uncertain Neoplasms	3	
Meningitis	2		Heart Disease	3	
Heart Disease	2		Cerebrovascular Disease	2	
<b>15-24 YEARS</b>	<b>140</b>	<b>3.9</b>	<b>15-24 YEARS</b>	<b>132</b>	<b>3.6</b>
Injury, Unintentional	64	1.8	Injury, Unintentional	60	1.6
Malignant Neoplasms	13		Malignant Neoplasms	16	
Suicide	13		Suicide	13	
Homicide	11		Heart Disease	9	
Heart Disease	7		Homicide	9	
Infectious and Parasitic Diseases	4		Infectious and Parasitic Diseases	3	
Congenital Anomalies	4		Congenital Anomalies	3	
Diabetes Mellitus	2		Benign and Uncertain Neoplasms	2	
<b>25-44 YEARS</b>	<b>688</b>	<b>9.1</b>	<b>25-44 YEARS</b>	<b>678</b>	<b>8.6</b>
Malignant Neoplasms	220	2.9	Malignant Neoplasms	213	2.7
Injury, Unintentional	92	1.2	Injury, Unintentional	114	1.4
Heart Disease	80	1.1	Heart Disease	61	0.8
Suicide	47	0.6	Suicide	57	0.7
Infectious and Parasitic Diseases	28	0.4	Cerebrovascular Disease	28	0.4
Cerebrovascular Disease	25	0.3	Chronic Liver Dis. and Cirrhosis	21	0.3
Homicide	23	0.3	Homicide	21	0.3
Diabetes Mellitus	19		Diabetes Mellitus	12	

(continued)

## Cause of Death

**Table 8. Leading Underlying Causes of Death for Females by Age, Wisconsin 1997 and 1998**

1997			1998		
	Number	Rate		Number	Rate
<b>45-64 YEARS</b>	<b>2,337</b>	<b>42.6</b>	<b>45-64 YEARS</b>	<b>2,449</b>	<b>43.2</b>
Malignant Neoplasms	1,105	20.2	Malignant Neoplasms	1,114	19.7
Heart Disease	417	7.6	Heart Disease	465	8.2
Cerebrovascular Disease	112	2.0	Cerebrovascular Disease	107	1.9
Diabetes Mellitus	92	1.7	Chronic Obstruct. Pulmonary Dis.	92	1.6
Injury, Unintentional	82	1.5	Injury, Unintentional	88	1.6
Chronic Obstruct. Pulmonary Dis.	76	1.4	Diabetes Mellitus	85	1.5
Chronic Liver Dis. and Cirrhosis	46	0.8	Chronic Liver Dis. and Cirrhosis	41	0.7
Pneumonia and Influenza	40	0.7	Pneumonia and Influenza	39	0.7
<b>65-74 YEARS</b>	<b>3,464</b>	<b>178.5</b>	<b>65-74 YEARS</b>	<b>3,522</b>	<b>183.6</b>
Malignant Neoplasms	1,292	66.6	Malignant Neoplasms	1,350	70.4
Heart Disease	871	44.9	Heart Disease	881	45.9
Cerebrovascular Disease	241	12.4	Cerebrovascular Disease	229	11.9
Chronic Obstruct. Pulmonary Dis.	233	12.0	Chronic Obstruct. Pulmonary Dis.	220	11.5
Diabetes Mellitus	140	7.2	Diabetes Mellitus	140	7.3
Injury, Unintentional	66	3.4	Injury, Unintentional	77	4.0
Atheroscler. & Other Arterial Dis.	60	3.1	Pneumonia and Influenza	66	3.4
Pneumonia and Influenza	59	3.0	Nephritis and Nephrosis	50	2.6
<b>75 YEARS AND OVER</b>	<b>15,881</b>	<b>755.9</b>	<b>75 YEARS AND OVER</b>	<b>16,319</b>	<b>761.8</b>
Heart Disease	5,470	260.4	Heart Disease	5,458	254.8
Malignant Neoplasms	2,476	117.8	Malignant Neoplasms	2,519	117.6
Cerebrovascular Disease	1,897	90.3	Cerebrovascular Disease	1,922	89.7
Pneumonia and Influenza	842	40.1	Pneumonia and Influenza	964	45.0
Chronic Obstruct. Pulmonary Dis.	608	28.9	Chronic Obstruct. Pulmonary Dis.	640	29.9
Diabetes Mellitus	403	19.2	Diabetes Mellitus	420	19.6
Atheroscler. & Other Arterial Dis.	374	17.8	Injury, Unintentional	358	16.7
Injury, Unintentional	317	15.1	Atheroscler. & Other Arterial Dis.	345	16.1

Source: Bureau of Health Information, Division of Health Care Financing, Department of Health and Family Services.  
For the population estimates used to calculate rates, see Technical Notes, page 58.

Notes: Age-specific rates are deaths per 10,000 females in that age group. A rate is not calculated when there were fewer than 20 deaths.

Underlying cause of death is the disease or injury that initiated events resulting in death.

For the ICD-9 codes used for the cause-of-death groupings, see Technical Notes, page 55.

- Unintentional injury is the leading cause of death among girls (ages 1-14) and the youngest women (ages 15-24), but cancer is the leading cause of death among women ages 25-44.
- Cancer is also the leading cause of death among women ages 45-64 and 65-74.
- Heart disease is the leading cause of death among the oldest group of women (ages 75 and older).



## Cause of Death

**Table 9. Deaths by Underlying Cause of Death, Age and Sex, Wisconsin 1998**

	Total	All Ages		Under 1		1 - 4		5 - 9	
		Male	Female	Male	Female	Male	Female	Male	Female
<b>Total, All Causes</b>	45,890	22,463	23,426	264	223	59	38	33	30
<b>Age/Sex-Specific Death Rate</b>	87.3	87.0	87.6	77.0	67.4	4.3	2.9	1.7	1.7
Tuberculosis	15	7	8						
Septicemia	317	148	169	2	2	1	1		
Human Immunodeficiency Virus	60	51	9						
Other Infectious and Parasitic	185	97	88	2	6	1	3		
Malignant Neoplasms	10,886	5,666	5,220	1		4	3	7	4
Benign and Uncertain Neoplasms	210	93	117		1		2	1	
Diabetes Mellitus	1274	615	659						
Nutritional Deficiencies	124	29	95			1			
Anemias	97	35	62						
Meningitis	9	5	4	1	2	1	1		
Circulatory Diseases	18,420	8,708	9,712	13	9	4			3
Heart Disease	13,673	6,793	6,880	6	3	3			1
Hypertension w/ or w/o Renal	199	75	124						
Cerebrovascular Disease	3,641	1,347	2,294	6	6	1			2
Atherosclerosis	262	113	149						
Other Arterial Disease	645	380	265	1					
Acute Bronchitis and Bronchiol.	19	9	10	2					
Pneumonia and Influenza	1,909	826	1,083	2	4	2	1		
Chronic Obstructive Pulmonary	2,057	1,092	965			1			
Ulcer of Stomach and Duodenum	83	31	52						
Appendicitis	7	3	4						
Abd. Hernia and Intest. Obstr.	161	52	109	2	1	1		1	
Chronic Liver Dis. and Cirrhosis	388	243	145						
Cholelithiasis and Gallbladder	53	25	28						
Nephritis and Nephrosis	576	290	286	2	1				
Infections of the Kidney	15	3	12						
Hyperplasia of the Prostate	12	12							
Complications of Pregnancy	6		6						
Congenital Anomalies	238	126	112	56	56	6	7	2	5
Conditions of Perinatal Period	220	122	97	122	96		1		
Ill-Defined Conditions	161	77	84	33	19	1	1		1
Sudden Infant Death Syndrome	45	28	17	28	17				
All Other Diseases	5,631	2,262	3,369	10	12	9	9	8	4
Accidents and Adverse Effects	1,922	1,183	739	10	6	21	9	11	11
Motor Vehicle Accidents	753	492	261		1	6	5	5	7
Suicide	593	475	118						
Homicide and Legal Intervent.	193	142	51	5	7	5		2	1
All Other External Causes	49	36	13	1	1	1		1	1

(continued)

## Cause of Death

**Table 9. Deaths by Underlying Cause of Death, Age and Sex, Wisconsin 1998**

	10 - 14		15 - 19		20 - 24		25 - 29	
	Male	Female	Male	Female	Male	Female	Male	Female
<b>Total, All Causes</b>	57	35	158	69	206	63	183	81
<b>Age/Sex-Specific Death Rate</b>	2.7	1.8	7.5	3.4	12.0	3.7	11.0	4.8
Tuberculosis								
Septicemia	1			1		1		1
Human Immunodeficiency Virus							4	
Other Infectious and Parasitic						1		1
Malignant Neoplasms	2	1	8	8	11	8	7	15
Benign and Uncertain Neoplasms	2	1	4	1	3	1	2	
Diabetes Mellitus	1	1	1		1	1	2	2
Nutritional Deficiencies							1	
Anemias	1		1		2	1	2	1
Meningitis			1					
Circulatory Diseases	1	2	5	3	9	6	13	6
Heart Disease	1	2	4	3	7	6	10	4
Hypertension w/ or w/o Renal							1	
Cerebrovascular Disease			1		1			2
Atherosclerosis								
Other Arterial Disease					1		2	
Acute Bronchitis and Bronchiol.					1	1		
Pneumonia and Influenza			1		1	1	3	
Chronic Obstructive Pulmonary	1	2			1		1	2
Ulcer of Stomach and Duodenum								
Appendicitis			1	1				
Abd. Hernia and Intest. Obstr.						1	1	
Chronic Liver Dis. and Cirrhosis							2	
Cholelithiasis and Gallbladder								
Nephritis and Nephrosis				1				2
Infections of the Kidney								
Hyperplasia of the Prostate								
Complications of Pregnancy						1		1
Congenital Anomalies	4	1	2	2	3	1	2	4
Conditions of Perinatal Period								
Ill-Defined Conditions	1				1	2	3	
Sudden Infant Death Syndrome								
All Other Diseases	7	4	1	1	9	6	14	11
Accidents and Adverse Effects	25	16	94	37	91	23	62	20
Motor Vehicle Accidents	13	9	72	31	69	18	34	18
Suicide	5	1	18	6	48	7	41	8
Homicide and Legal Intervent.	4	6	19	8	23	1	22	5
All Other External Causes	2		2		2		1	2

(continued)

**Cause of Death**

**Table 9. Deaths by Underlying Cause of Death, Age and Sex, Wisconsin 1998**

	30 - 34		35 - 39		40 - 44		45 - 49	
	Male	Female	Male	Female	Male	Female	Male	Female
<b>Total, All Causes</b>	230	112	384	198	497	287	646	392
<b>Age/Sex-Specific Death Rate</b>	12.3	5.9	17.3	9.1	22.8	13.4	34.8	20.8
Tuberculosis					1			1
Septicemia		1	2	1	4		2	3
Human Immunodeficiency Virus	12	2	14	3	10	1	5	2
Other Infectious and Parasitic	1		5		6		10	3
Malignant Neoplasms	23	27	50	68	90	103	148	178
Benign and Uncertain Neoplasms		2	1		3		1	3
Diabetes Mellitus	1	3	7	3	11	4	25	8
Nutritional Deficiencies								
Anemias		1	3			1		1
Meningitis			1		1			
Circulatory Diseases	22	15	64	25	114	47	208	80
Heart Disease	18	12	52	12	102	33	174	58
Hypertension w/ or w/o Renal		1		1		1		
Cerebrovascular Disease	3	2	8	12	10	12	24	16
Atherosclerosis	1				1	1	2	1
Other Arterial Disease			4		1		8	5
Acute Bronchitis and Bronchiol.								1
Pneumonia and Influenza	6	3	5	2	8	3	4	8
Chronic Obstructive Pulmonary	1	2	3	2	1	5	4	2
Ulcer of Stomach and Duodenum		1		1			1	2
Appendicitis								
Abd. Hernia and Intest. Obstr.						1		2
Chronic Liver Dis. and Cirrhosis	1	4	15	5	21	12	31	7
Cholelithiasis and Gallbladder								
Nephritis and Nephrosis			1	1	5	2	5	1
Infections of the Kidney			1				1	
Hyperplasia of the Prostate								
Complications of Pregnancy		3		1				
Congenital Anomalies	2		3	1	2	2	4	1
Conditions of Perinatal Period								
Ill-Defined Conditions	3	3	2	1	6	4	4	2
Sudden Infant Death Syndrome								
All Other Diseases	18	9	29	30	71	31	67	39
Accidents and Adverse Effects	74	25	107	19	68	50	72	26
Motor Vehicle Accidents	41	19	57	11	28	24	22	10
Suicide	53	10	54	22	51	17	49	14
Homicide and Legal Intervent.	11	1	10	12	20	3	4	5
All Other External Causes	2		7	1	4	1	1	3

(continued)

## Cause of Death

**Table 9. Deaths by Underlying Cause of Death, Age and Sex, Wisconsin 1998**

	50 - 54		55 - 59		60 - 64		65 - 69	
	Male	Female	Male	Female	Male	Female	Male	Female
<b>Total, All Causes</b>	803	480	970	627	1,378	950	2,059	1,417
<b>Age/Sex-Specific Death Rate</b>	53.9	31.5	83.0	51.4	140.3	91.8	238.0	144.0
Tuberculosis			2	1	1		1	
Septicemia	5	3	6		6	11	11	10
Human Immunodeficiency Virus	1		2		3	1		
Other Infectious and Parasitic	4	1	13	5	10	5	5	7
Malignant Neoplasms	268	222	354	285	500	429	720	602
Benign and Uncertain Neoplasms	3		3	2	6	1	6	6
Diabetes Mellitus	22	23	30	23	50	31	70	54
Nutritional Deficiencies							3	1
Anemias	1	1			2		2	3
Meningitis						1		
Circulatory Diseases	282	111	349	165	511	246	803	414
Heart Disease	254	78	302	126	424	203	654	314
Hypertension w/ or w/o Renal		4	2	3	7	1	5	6
Cerebrovascular Disease	22	26	33	30	54	35	104	75
Atherosclerosis			2		2	3	5	1
Other Arterial Disease	6	3	10	6	24	4	35	18
Acute Bronchitis and Bronchiol.					1	2		
Pneumonia and Influenza	10	3	10	12	16	16	32	26
Chronic Obstructive Pulmonary	14	18	25	19	45	53	111	90
Ulcer of Stomach and Duodenum	2		1	2	1	2	2	3
Appendicitis			1					2
Abd. Hernia and Intest. Obstr.	1			2	2	1	3	8
Chronic Liver Dis. and Cirrhosis	24	11	23	10	34	13	20	17
Cholelithiasis and Gallbladder		1			2	1	2	2
Nephritis and Nephrosis	4	4	6	10	10	5	23	16
Infections of the Kidney		1						1
Hyperplasia of the Prostate					1			
Complications of Pregnancy								
Congenital Anomalies	5	2	2	2	5	5	6	1
Conditions of Perinatal Period								
Ill-Defined Conditions	4	1	3	1	1	1	2	1
Sudden Infant Death Syndrome								
All Other Diseases	66	51	70	61	99	95	162	122
Accidents and Adverse Effects	47	18	40	15	50	29	51	27
Motor Vehicle Accidents	18	9	17	5	25	17	18	12
Suicide	31	8	25	10	18	2	22	4
Homicide and Legal Intervent.	4		4		2		2	
All Other External Causes	5	1	1	2	2			

(continued)

## Cause of Death

**Table 9. Deaths by Underlying Cause of Death, Age and Sex, Wisconsin 1998**

	70 - 74		75 - 79		80 - 84		85 - 89	
	Male	Female	Male	Female	Male	Female	Male	Female
<b>Total, All Causes</b>	2,844	2,105	3,327	2,906	3,655	3,934	2,727	4,202
<b>Age/Sex-Specific Death Rate</b>	366.4	225.2	562.7	349.3	949.4	610.0	1412.0	996.7
Tuberculosis		2	1		1			4
Septicemia	16	17	20	19	32	27	21	36
Human Immunodeficiency Virus								
Other Infectious and Parasitic	6	7	12	15	16	13	2	10
Malignant Neoplasms	955	748	895	801	833	781	535	551
Benign and Uncertain Neoplasms	12	15	8	11	15	23	14	27
Diabetes Mellitus	89	86	98	96	120	113	62	102
Nutritional Deficiencies	2	1	3	11	2	9	8	15
Anemias	5	3	3	4	5	6	4	13
Meningitis								
Circulatory Diseases	1,110	761	1,430	1,182	1,562	1,772	1,228	2,105
Heart Disease	857	567	1,111	857	1,174	1,210	924	1,433
Hypertension w/ or w/o Renal	11	13	12	9	10	22	14	31
Cerebrovascular Disease	175	154	210	267	286	459	227	563
Atherosclerosis	11	7	14	8	20	21	26	31
Other Arterial Disease	56	20	83	41	72	60	37	47
Acute Bronchitis and Bronchiol.			1	1	3		1	2
Pneumonia and Influenza	69	40	120	92	176	192	175	252
Chronic Obstructive Pulmonary	191	130	241	193	234	205	153	139
Ulcer of Stomach and Duodenum	5	5	5	2	4	11	7	13
Appendicitis			1					1
Abd. Hernia and Intest. Obstr.	10	6	6	6	8	21	12	21
Chronic Liver Dis. and Cirrhosis	29	15	26	26	9	12	7	10
Cholelithiasis and Gallbladder	3	1	3	3	6	2	6	4
Nephritis and Nephrosis	30	34	47	31	58	45	55	58
Infections of the Kidney		2	1	1		1		2
Hyperplasia of the Prostate					1		5	
Complications of Pregnancy								
Congenital Anomalies	3	2	8	7	6	4	4	5
Conditions of Perinatal Period								
Ill-Defined Conditions	1	4	3	12	5	9	2	9
Sudden Infant Death Syndrome								
All Other Diseases	224	170	313	324	427	611	354	741
Accidents and Adverse Effects	62	50	64	68	115	76	61	81
Motor Vehicle Accidents	18	18	18	19	18	15	8	8
Suicide	19	5	15	1	16		9	1
Homicide and Legal Intervent.	3	1	2			1		
All Other External Causes			1		1		2	

(continued)

**Table 9. Deaths by Underlying Cause of Death, Age and Sex, Wisconsin 1998**

	90 – 94		95 +	
	Male	Female	Male	Female
<b>Total, All Causes</b>	1,451	3,359	532	1,918
<b>Age/Sex-Specific Death Rate</b>	2300.0	1842.0	3389.0	3134.0
Tuberculosis				
Septicemia	16	24	3	11
Human Immunodeficiency Virus				
Other Infectious and Parasitic	3	7	1	4
Malignant Neoplasms	210	280	45	106
Benign and Uncertain Neoplasms	6	16	3	5
Diabetes Mellitus	20	81	5	28
Nutritional Deficiencies	4	31	5	27
Anemias	3	16	1	11
Meningitis				
Circulatory Diseases	692	1,726	288	1,034
Heart Disease	511	1,213	205	745
Hypertension w/ or w/o Renal	11	16	2	16
Cerebrovascular Disease	123	418	59	215
Atherosclerosis	14	38	15	38
Other Arterial Disease	33	41	7	20
Acute Bronchitis and Bronchiol.		3		
Pneumonia and Influenza	133	259	53	169
Chronic Obstructive Pulmonary	49	73	16	30
Ulcer of Stomach and Duodenum	2	5	1	5
Appendicitis				
Abd. Hernia and Intest. Obstr.	3	25	2	14
Chronic Liver Dis. and Cirrhosis	1	3		
Cholelithiasis and Gallbladder	2	11	1	3
Nephritis and Nephrosis	31	60	13	15
Infections of the Kidney		1		3
Hyperplasia of the Prostate	4		1	
Complications of Pregnancy				
Congenital Anomalies		2	1	2
Conditions of Perinatal Period				
Ill-Defined Conditions	1	4	1	9
Sudden Infant Death Syndrome				
All Other Diseases	227	644	77	394
Accidents and Adverse Effects	43	87	15	46
Motor Vehicle Accidents	5	5		
Suicide	1	1		1
Homicide and Legal Intervent.				
All Other External Causes				1

Source: Bureau of Health Information, Division of Health Care Financing, Department of Health and Family Services. For the population estimates used to calculate rates, see Technical Notes, page 58.

Notes: The age/sex-specific rates indicate deaths per 10,000 population in that age/sex group. Underlying cause of death is the disease or injury that initiated events resulting in death. For the ICD-9 codes used for cause-of-death groupings, see Technical Notes, page 56. The total includes one death where sex was undetermined.

## Cause of Death

**Table 10. Deaths by Underlying Cause of Death, Race and Sex, Wisconsin 1998**

	<u>Total</u>		<u>White</u>		<u>Black</u>		<u>AmerIndian</u>		<u>Other</u>	
	Male	Female	Male	Female	Male	Female	Male	Female	Male	Female
<b>Total, All Causes</b>	<b>22,463</b>	<b>23,426</b>	<b>21,285</b>	<b>22,476</b>	<b>945</b>	<b>753</b>	<b>143</b>	<b>109</b>	<b>88</b>	<b>86</b>
Tuberculosis	7	8	6	7	1					1
Septicemia	148	169	139	158	9	8		2		1
Human Immunodef. Virus	51	9	33	5	18	4				
Other Infect. and Parasitic	97	88	85	79	5	7	3		4	2
Malignant Neoplasms	5,666	5,220	5,388	4,998	226	177	26	24	26	21
Benign and Uncertain Neoplasms	93	117	90	113	3	2		1		1
Diabetes Mellitus	615	659	578	609	26	40	11	8		2
Nutritional Deficiencies	29	95	26	95	3					
Anemias	35	62	28	59	7	3				
Meningitis	5	4	5	3		1				
Circulatory Diseases	8,708	9,712	8,377	9,429	267	230	43	32	21	21
Heart Disease	6,793	6,880	6,555	6,677	190	170	33	21	15	12
Hypertension w/ or w/o Renal Disease	75	124	67	117	6	5	1	1	1	1
Cerebrovascular Dis. Atherosclerosis	1,347	2,294	1,276	2,225	61	52	5	9	5	8
Other Arterial Disease	113	149	112	147		2	1			
Acute Bronch./Bronchiol.	380	265	367	263	10	1	3	1		
Pneumonia and Influenza	9	10	8	9		1	1			
Chronic Obstr. Pulmonary	826	1,083	801	1,052	21	20	4	4		6
Ulcer of Stomach and Duodenum	1,092	965	1,056	934	30	25	5	4	1	2
Appendicitis	31	52	30	51				1	1	
Abd. Hernia and Intest. Obs.	3	4	3	4						
Chr. Liver Dis. & Cirrhosis	52	109	50	107	1	2	1			
Cholelithiasis and Gallbladder	243	145	222	135	11	4	8	5	2	1
Nephritis and Nephrosis	25	28	24	26	1	1				1
Infections of the Kidney	290	286	279	265	8	20	2	1	1	
Hyperplasia of the Prostate	3	12	3	11		1				
Complications of Pregnancy	12		11		1					
Congenital Anomalies		6		4		1				1
Cond. of Perinatal Period	126	112	109	93	14	12	1	5	2	2
Ill-Defined Conditions	122	97	85	67	33	29			4	1
Sudden Infant Death Syndrome	77	84	61	65	8	15	3	1	3	2
All Other Diseases	28	17	18	8	7	8	2	1	1	
Accidents and Adv. Effects	2,262	3,369	2,158	3,253	81	100	19	9	4	7
Suicide	1,183	739	1,098	692	62	30	12	8	11	9
Homicide and Legal Interv.	475	118	452	112	18	2	2	2	3	2
All Other External Causes	142	51	54	28	82	18	2	2	4	3
	36	13	26	13	9				1	

Source: Bureau of Health Information, Division of Health Care Financing, Department of Health and Family Services.

Notes: Races other than white, black, and American Indian are combined in the "other" category. The total includes two records for females and two records for males in which race was not reported.

There is one record where the sex was undetermined. This record is not included in this table.

Underlying cause of death is the disease or injury that initiated events resulting in death.

For the ICD-9 codes used for cause-of-death groupings, see Technical Notes, page 56.

## Cause of Death

**Table 11. Leading Underlying Causes of Death by Race, Wisconsin 1997 and 1998**

<u>1997</u>	<u>Number</u>	<u>Percent</u>	<u>1998</u>	<u>Number</u>	<u>Percent</u>
<b>TOTAL, ALL RACES</b>	44,860	100.0	<b>TOTAL, ALL RACES</b>	45,890	100.0
Heart Disease	13,683	30.5	Heart Disease	13,673	29.8
Malignant Neoplasms	10,570	23.6	Malignant Neoplasms	10,886	23.7
Cerebrovascular Disease	3,678	8.2	Cerebrovascular Disease	3,641	7.9
Chronic Obstr. Pulmonary Dis.	2,020	4.5	Chronic Obstr. Pulmonary Dis.	2,057	4.5
Injury, Unintentional	1,837	4.1	Injury, Unintentional	1,922	4.2
Pneumonia and Influenza	1,765	3.9	Pneumonia and Influenza	1,909	4.2
Diabetes Mellitus	1,179	2.6	Diabetes Mellitus	1,274	2.8
Atheroscler. & Other Art. Dis.	914	2.0	Atheroscler. & Other Art. Dis.	907	2.0
<b>WHITE</b>	42,865	100.0	<b>WHITE</b>	43,761	100.0
Heart Disease	13,215	30.8	Heart Disease	13,232	30.2
Malignant Neoplasms	10,118	23.6	Malignant Neoplasms	10,386	23.7
Cerebrovascular Disease	3,558	8.3	Cerebrovascular Disease	3,501	8.0
Chronic Obstr. Pulmonary Dis.	1,963	4.6	Chronic Obstr. Pulmonary Dis.	1,990	4.5
Pneumonia and Influenza	1,724	4.0	Pneumonia and Influenza	1,853	4.2
Injury, Unintentional	1,720	4.0	Injury, Unintentional	1,790	4.1
Diabetes Mellitus	1,097	2.6	Diabetes Mellitus	1,187	2.7
Atheroscler. & Other Art. Dis.	882	2.1	Atheroscler. & Other Art. Dis.	889	2.0
<b>BLACK</b>	1,599	100.0	<b>BLACK</b>	1,699	100.0
Heart Disease	379	23.7	Malignant Neoplasms	403	23.7
Malignant Neoplasms	366	22.9	Heart Disease	360	21.2
Homicide	101	6.3	Cerebrovascular Disease	113	6.7
Cerebrovascular Disease	89	5.6	Homicide	100	5.9
Injury, Unintentional	81	5.1	Injury, Unintentional	92	5.4
Infectious and Parasitic Diseases	70	4.4	Diabetes Mellitus	66	3.9
Diabetes Mellitus	62	3.9	Conditions of Perinatal Period	63	3.7
Conditions of Perinatal Period	48	3.0	Chronic Obstr. Pulmonary Dis.	55	3.2

Source: Bureau of Health Information, Division of Health Care Financing, Department of Health and Family Services.

Notes: In 1998, there were 430 deaths among Wisconsin residents whose race was reported as something other than white or black. Those deaths are not shown separately by cause and race since small numbers would preclude calculation of stable rates; however, they are included in the "total" category. The total for 1998 also includes four records in which race was not reported. The number of black decedents includes one record where sex was undetermined. Underlying cause of death is the disease or injury that initiated the events resulting in death. For the ICD-9 codes used for cause-of-death groupings, see Technical Notes, page 55.

- Heart disease accounts for a smaller proportion of deaths among blacks than among whites. In 1998, heart disease accounted for 21 percent of deaths among blacks and 30 percent of deaths among whites.
- Differences in leading causes of death by race partly reflect differences in population age structure: compared with the total state population, larger proportions of blacks and other minority groups are children and young adults.



## Cause of Death

**Table 12. Leading Underlying Causes of Death for Males by Race, Wisconsin 1997 and 1998**

<u>1997</u>	<u>Number</u>	<u>Percent</u>	<u>1998</u>	<u>Number</u>	<u>Percent</u>
<b>TOTAL, ALL RACES</b>	22,072	100.0	<b>TOTAL, ALL RACES</b>	22,463	100.0
Heart Disease	6,835	31.0	Heart Disease	6,793	30.2
Malignant Neoplasms	5,450	24.7	Malignant Neoplasms	5,666	25.2
Cerebrovascular Disease	1,399	6.3	Cerebrovascular Disease	1,347	6.0
Injury, Unintentional	1,171	5.3	Injury, Unintentional	1,183	5.3
Chronic Obstruct. Pulmonary Dis.	1,092	4.9	Chronic Obstruct. Pulmonary Dis.	1,092	4.9
Pneumonia and Influenza	809	3.7	Pneumonia and Influenza	826	3.7
Diabetes Mellitus	522	2.4	Diabetes Mellitus	615	2.7
Suicide	475	2.2	Atheroscler. & Other Art. Dis.	493	2.2
<b>WHITE</b>	20,998	100.0	<b>WHITE</b>	21,285	100.0
Heart Disease	6,579	31.3	Heart Disease	6,555	30.8
Malignant Neoplasms	5,214	24.8	Malignant Neoplasms	5,388	25.3
Cerebrovascular Disease	1,349	6.4	Cerebrovascular Disease	1,276	6.0
Chronic Obstruct. Pulmonary Dis.	1,090	5.2	Injury, Unintentional	1,098	5.2
Injury, Unintentional	1,059	5.0	Chronic Obstruct. Pulmonary Dis.	1,056	5.0
Pneumonia and Influenza	784	3.7	Pneumonia and Influenza	801	3.8
Suicide	490	2.3	Diabetes Mellitus	578	2.7
Diabetes Mellitus	447	2.1	Atheroscler. & Other Art. Dis.	479	2.3
<b>BLACK</b>	874	100.0	<b>BLACK</b>	945	100.0
Heart Disease	204	23.2	Malignant Neoplasms	226	23.9
Malignant Neoplasms	195	23.3	Heart Disease	190	20.1
Homicide	85	9.7	Homicide	82	8.7
Injury, Unintentional	60	6.9	Injury, Unintentional	62	6.6
Infectious and Parasitic Diseases	42	4.8	Cerebrovascular Disease	61	6.5
Cerebrovascular Disease	38	4.3	Infectious and Parasitic Diseases	33	3.5
Conditions of Perinatal Period	27	3.1	Conditions of Perinatal Period	33	3.5
Chronic Obstruct. Pulmonary Dis.	26	3.0	Chronic Obstruct. Pulmonary Dis.	30	3.2

Source: Bureau of Health Information, Division of Health Care Financing, Department of Health and Family Services.

Notes: Races other than white and black are included in the "total" category. Two records in which race was not reported are included in the total for both 1997 and 1998.

There is one record where sex is undetermined, so the total for males and females will not add to overall total on page 30.

Underlying cause of death is the disease or injury that initiated events resulting in death.

For the ICD-9 codes used for cause-of-death groupings, see Technical Notes, page 55.

- As in previous years, heart disease and malignant neoplasms (cancer) were the leading causes of death in 1998 for both white and black males in Wisconsin.
- Homicide was the third leading cause of death among black males in Wisconsin in 1998, accounting for about 9 percent of deaths.
- Cerebrovascular disease (stroke) was the third leading cause of death among white males in Wisconsin, accounting for about 6 percent of deaths.

## Cause of Death

**Table 13. Leading Underlying Causes of Death for Females by Race, Wisconsin 1997 and 1998**

<u>1997</u>	<u>Number</u>	<u>Percent</u>	<u>1998</u>	<u>Number</u>	<u>Percent</u>
<b>TOTAL, ALL RACES</b>	22,788	100.0	<b>TOTAL, ALL RACES</b>	23,426	100.0
Heart Disease	6,848	30.1	Heart Disease	6,880	29.4
Malignant Neoplasms	5,120	22.5	Malignant Neoplasms	5,220	22.3
Cerebrovascular Disease	2,279	10.0	Cerebrovascular Disease	2,294	9.8
Pneumonia and Influenza	956	4.2	Pneumonia and Influenza	1,083	4.6
Chronic Obstruct. Pulmonary Dis.	928	4.1	Chronic Obstruct. Pulmonary Dis.	965	4.1
Injury, Unintentional	666	2.9	Injury, Unintentional	739	3.2
Diabetes Mellitus	657	2.9	Diabetes Mellitus	659	2.8
Atheroscler. and Other Art. Dis.	467	2.0	Atheroscler. and Other Art. Dis.	414	1.8
<b>WHITE</b>	21,867	100.0	<b>WHITE</b>	22,476	100.0
Heart Disease	6,636	30.3	Heart Disease	6,677	29.7
Malignant Neoplasms	4,904	22.4	Malignant Neoplasms	4,998	22.2
Cerebrovascular Disease	2,209	10.1	Cerebrovascular Disease	2,225	9.9
Pneumonia and Influenza	940	4.3	Pneumonia and Influenza	1,052	4.7
Chronic Obstruct. Pulmonary Dis.	904	4.1	Chronic Obstruct. Pulmonary Dis.	934	4.2
Injury, Unintentional	630	2.9	Injury, Unintentional	692	3.1
Diabetes Mellitus	607	2.8	Diabetes Mellitus	609	2.7
Atheroscler. And Other Art. Dis.	454	2.1	Atheroscler. and Other Art. Dis.	410	1.8
<b>BLACK</b>	725	100.0	<b>BLACK</b>	753	100.0
Heart Disease	175	24.1	Malignant Neoplasms	177	23.5
Malignant Neoplasms	171	23.6	Heart Disease	170	22.6
Cerebrovascular Disease	51	7.0	Cerebrovascular Disease	52	6.9
Diabetes Mellitus	37	5.1	Diabetes Mellitus	40	5.3
Infectious and Parasitic Disease	28	3.9	Injury, Unintentional	30	4.0
Conditions of Perinatal Period	21	2.9	Conditions of Perinatal Period	29	3.9
Injury, Unintentional	21	2.9	Chronic Obstr. Pulmonary Dis.	25	3.3
Homicide	16	2.2	Pneumonia and Influenza	20	2.7

Source: Bureau of Health Information, Division of Health Care Financing, Department of Health and Family Services.

Notes: Races other than white and black are included in the "total" category. Two records in which race was not reported are included in the total for 1998.

There is one record where the sex was undetermined, so the total for males and females will not add to overall total on page 30.

Underlying cause of death is the disease or injury that initiated events resulting in death.

For the ICD-9 codes used for cause of death groupings, see Technical Notes, page 55.

- As among males, heart disease and malignant neoplasms (cancer) were the leading causes of death in 1998 among both white and black females in Wisconsin.
- In 1998, diabetes accounted for nearly twice the proportion of deaths among black women (5.3 percent) as among all women statewide (2.8 percent).

**Cause of Death**

**Table 14. Deaths by Underlying Cause of Death and County of Residence, Wisconsin 1998**

County of Residence	Total	Adams	Ashland	Barron	Bayfield	Brown	Buffalo	Burnett	Calumet	Chippewa	Clark
<b>Total Deaths, All Causes</b>	45,890	198	185	507	168	1,630	141	192	259	548	324
<b>Male</b>	22,463	113	97	258	92	767	70	108	149	285	171
<b>Female</b>	23,426	85	88	249	76	863	71	84	110	263	153
Tuberculosis	15					1					
Septicemia	317	1	2	4		12	2		2	5	1
Human Immunodeficiency Virus	60	1				4					
Other Infectious and Parasitic	185		2	1		9					1
Malignant Neoplasms	10,886	45	38	112	45	378	38	44	71	135	66
Benign and Uncertain Neoplasms	210	2		3	2	10		1		1	4
Diabetes Mellitus	1274	5	3	12	8	33	4	5	8	14	7
Nutritional Deficiencies	124			2		1		1	1	1	
Anemias	97		1	2		1		1	1	2	3
Meningitis	9			1					1		
Circulatory Diseases	18,419	91	82	197	56	654	61	79	104	226	147
Heart Disease	13,673	73	61	153	43	476	49	64	74	167	100
Hypertension w/ or w/o Renal	199	1		1		7			3	1	2
Cerebrovascular Disease	3,641	13	18	36	10	138	10	11	23	45	39
Atherosclerosis	262	2	1	4	1	7		2		6	
Other Arterial Disease	645	2	2	3	2	26	2	2	4	7	6
Acute Bronchitis and Bronchiol.	19					2					
Pneumonia and Influenza	1,909	5	13	22	11	71	2	12	8	30	15
Chronic Obstr. Pulmonary Dis.	2,057	12	8	27	9	66	4	9	14	27	11
Ulcer Of Stomach and Duodenum	83			2		5			2	1	
Appendicitis	7					1			1		
Abd. Hernia and Intest. Obstr.	161		2	2		3	2	1	2		1
Chronic Liver Dis. and Cirrhosis	388	1	6	2	4	12				3	
Cholelithiasis and Gallbladder	53				1	1		1	1	2	1
Nephritis and Nephrosis	576	1	1	4		12	1	1	1	11	7
Infections of the Kidney	15			1		1					
Hyperplasia of the Prostate	12			1		1					1
Complications of Pregnancy	6										
Congenital Anomalies	238		1	6	1	14		1	4	4	
Conditions of Perinatal Period	220	3			2	7	1			1	
Ill-Defined Conditions	161			4		9				1	2
Sudden Infant Death Syndrome	45			1		4				1	
All Other Diseases	5,631	15	17	69	18	211	17	17	26	55	40
Accidents and Adverse Effects	1,922	13	7	26	6	84	9	17	10	22	14
Suicide	593	3	2	6	5	19		2	1	6	3
Homicide and Legal Intervent.	193			1		4				1	
All Other External Causes	49					4			1		

(continued)

**Cause of Death**

**Table 14. Deaths by Underlying Cause of Death and County of Residence, Wisconsin 1998**

County of Residence	Columbia	Crawford	Dane	Dodge	Door	Douglas	Dunn	Eau Claire	Florence	Fond du Lac	Forest
<b>Total Deaths, All Causes</b>	501	161	2,535	819	338	483	281	665	56	907	114
<b>Male</b>	251	88	1,210	391	166	235	137	326	24	431	70
<b>Female</b>	250	73	1,325	428	172	248	144	339	32	476	44
Tuberculosis		1	1			1					
Septicemia		1	17	4	1	1	5	2		3	1
Human Immunodeficiency Virus			9	1							
Other Infectious and Parasitic			10	3	2	1	2	2		3	2
Malignant Neoplasms	126	34	576	203	84	112	71	142	7	232	30
Benign and Uncertain Neoplasms	3		14	3	1	5		7		2	
Diabetes Mellitus	21	4	59	28	20	19	7	18	3	17	3
Nutritional Deficiencies	1		4	5		2					
Anemias		2	6	1	1		1	2	1	3	
Meningitis											
Circulatory Diseases	203	73	945	345	138	197	117	271	36	372	47
Heart Disease	148	47	658	230	100	158	92	191	26	272	37
Hypertension w/ or w/o Renal		2	16	1		2	2	3	1	4	1
Cerebrovascular Disease	45	16	218	86	30	33	18	60	8	78	7
Atherosclerosis	2	3	19	8	4	3	1	11	1	4	
Other Arterial Disease	8	5	35	20	4	1	4	6		14	2
Acute Bronchitis and Bronchiol.			1	1	1		1	1			
Pneumonia and Influenza	19	5	128	19	2	20	14	33		28	3
Chronic Obstr. Pulmonary Dis.	15	17	119	23	17	22	14	33	1	41	4
Ulcer Of Stomach and Duodenum	1	1	5	1	2	1		2			
Appendicitis				1						1	
Abd. Hernia and Intest. Obstr.			9	5		3		5		2	2
Chronic Liver Dis. and Cirrhosis	5	1	16	9	1	6	2	5		5	2
Cholelithiasis and Gallbladder	1		4	2							
Nephritis and Nephrosis	10	1	26	14	2	3	4	8		8	
Infections of the Kidney	1		2			2					
Hyperplasia of the Prostate			2								
Complications of Pregnancy								1			
Congenital Anomalies	1	1	17	6	1	2		3		3	
Conditions of Perinatal Period	1		17	5			2	1		8	
Ill-Defined Conditions			11	6				2		3	2
Sudden Infant Death Syndrome			1	3						1	
All Other Diseases	61	11	368	99	42	65	30	89	5	121	14
Accidents and Adverse Effects	22	8	106	24	16	19	8	21	1	42	4
Suicide	8	1	46	9	7	2	3	14	2	12	
Homicide and Legal Intervent.	2		9	2				3		1	
All Other External Causes			7								

(continued)

**Cause of Death**

**Table 14. Deaths by Underlying Cause of Death and County of Residence, Wisconsin 1998**

County of Residence	Grant	Green	Green Lake	Iowa	Iron	Jackson	Jefferson	Juneau	Kenosha	Kewaunee	La Crosse
<b>Total Deaths, All Causes</b>	445	299	231	196	94	189	592	265	1,237	178	905
<b>Male</b>	228	142	110	99	50	107	297	142	637	82	422
<b>Female</b>	217	157	121	97	44	82	295	123	600	96	483
Tuberculosis											1
Septicemia	5	1	1			2	6	4	7	1	12
Human Immunodeficiency Virus	1								1		1
Other Infectious and Parasitic	4	1				1	1	2	7		1
Malignant Neoplasms	105	60	42	45	23	39	170	69	255	43	212
Benign and Uncertain Neoplasms		1	1				1		6	1	3
Diabetes Mellitus	10	17	10	5	4	4	13	3	50	9	32
Nutritional Deficiencies	1		2	1			2		1		1
Anemias	2		1						4		1
Meningitis			1								
Circulatory Diseases	179	124	97	86	43	91	221	101	545	76	331
Heart Disease	138	83	74	66	33	65	152	78	416	56	236
Hypertension w/ or w/o Renal	2	2	1	1			3	1	7	1	
Cerebrovascular Disease	31	31	17	17	8	24	52	18	104	13	82
Atherosclerosis	4	2	1				2		4	3	3
Other Arterial Disease	4	6	4	2	2	2	12	4	14	3	10
Acute Bronchitis and Bronchiol.							1			1	
Pneumonia and Influenza	15	23	8	11		5	33	9	58	8	44
Chronic Obstr. Pulmonary Dis.	16	18	13	8	4	9	23	12	55	7	41
Ulcer Of Stomach and Duodenum	3						1		2		1
Appendicitis						1					
Abd. Hernia and Intest. Obstr.	1			1			2	1	3		4
Chronic Liver Dis. and Cirrhosis	3		3	1	3		6	3	16	1	7
Cholelithiasis and Gallbladder		1							3		1
Nephritis and Nephrosis	11	4	5	1	1		5	6	17	3	12
Infections of the Kidney	1					2					
Hyperplasia of the Prostate											
Complications of Pregnancy									1		
Congenital Anomalies	2	1					4		6	1	7
Conditions of Perinatal Period	2						3		9		4
Ill-Defined Conditions	2			1	2		2	2	4		1
Sudden Infant Death Syndrome	1			1					1		
All Other Diseases	44	34	28	24	13	26	58	29	114	19	140
Accidents and Adverse Effects	32	14	15	8	1	7	27	21	49	5	27
Suicide	5		3	4		2	11	3	17	3	18
Homicide and Legal Intervent.	1		1				2		3		
All Other External Causes									4		3

(continued)

**Cause of Death**

**Table 14. Deaths by Underlying Cause of Death and County of Residence, Wisconsin 1998**

County of Residence	Lafayette	Langlade	Lincoln	Manitowoc	Marathon	Marinette	Marquette	Menominee	Milwaukee	Monroe	Oconto
<b>Total Deaths, All Causes</b>	173	217	320	827	920	509	176	48	8,812	408	335
<b>Male</b>	83	99	156	412	476	254	93	32	4,163	200	185
<b>Female</b>	90	118	164	415	444	255	83	16	4,648	208	150
Tuberculosis		1							6		
Septicemia	2	1	1	7	3	2	3	1	97	2	2
Human Immunodeficiency Virus									34		
Other Infectious and Parasitic	1	1		9	3	3		1	46	1	2
Malignant Neoplasms	39	47	76	180	265	121	49	12	2,069	91	66
Benign and Uncertain Neoplasms	1	2	2	5	2	3			36	2	2
Diabetes Mellitus	4	9	12	16	43	18	10	2	233	11	13
Nutritional Deficiencies		2		2		5			35	3	
Anemias			2	1	4	2			18	3	
Meningitis									3		
Circulatory Diseases	72	88	127	353	324	203	65	16	3,399	175	145
Heart Disease	56	67	89	286	239	165	50	12	2,558	131	104
Hypertension w/ or w/o Renal		1		1	9	8			30	2	4
Cerebrovascular Disease	10	10	28	55	64	18	10	3	668	31	31
Atherosclerosis	1	1	1	4	3	8	4		31	1	1
Other Arterial Disease	5	9	9	7	9	4	1	1	112	10	5
Acute Bronchitis and Bronchiol.						1			3		1
Pneumonia and Influenza	9	7	26	39	31	13	6	2	320	21	9
Chronic Obstr. Pulmonary Dis.	3	14	10	26	47	25	9		410	22	20
Ulcer Of Stomach and Duodenum				1	1	1			14	1	1
Appendicitis											
Abd. Hernia and Intest. Obstr.	1	1	3	3	2	1			23	2	4
Chronic Liver Dis. and Cirrhosis				6	3	1		2	79	1	
Cholelithiasis and Gallbladder			1		2				5		
Nephritis and Nephrosis	5	3	3	10	14	6			114	5	7
Infections of the Kidney		1							1		
Hyperplasia of the Prostate									1		
Complications of Pregnancy									1		
Congenital Anomalies					5	4	1		55	2	2
Conditions of Perinatal Period	1		3	3	2	2			77		2
Ill-Defined Conditions		1	1		3	1		1	45	1	
Sudden Infant Death Syndrome			1					1	17		
All Other Diseases	17	24	32	111	104	69	19	6	1,076	46	46
Accidents and Adverse Effects	13	13	16	43	52	21	11	3	360	14	11
Suicide	3	2	5	10	9	5	3		115	5	1
Homicide and Legal Intervent.	1			2	1	2		2	119		1
All Other External Causes	1								18		

(continued)

**Cause of Death**

**Table 14. Deaths by Underlying Cause of Death and County of Residence, Wisconsin 1998**

County of Residence	Oneida	Outagamie	Ozaukee	Pepin	Pierce	Polk	Portage	Price	Racine	Richland	Rock
<b>Total Deaths, All Causes</b>	372	1,142	587	76	224	416	431	216	1,529	169	1,327
<b>Male</b>	179	551	277	35	113	217	202	111	762	81	643
<b>Female</b>	193	591	310	41	111	199	229	105	767	88	684
Tuberculosis		1									
Septicemia	1	4	4	1			6	2	5	1	11
Human Immunodeficiency Virus									3		2
Other Infectious and Parasitic	2	6	3	1		1	1	3	5		6
Malignant Neoplasms	109	281	148	17	44	97	96	40	379	46	316
Benign and Uncertain Neoplasms	4	4	7			4	1		10		6
Diabetes Mellitus	5	12	20	1	9	10	4	8	52	3	45
Nutritional Deficiencies	1	1				1			7		6
Anemias		3			1	2			3		2
Meningitis							1		1		
Circulatory Diseases	130	436	232	34	94	188	196	97	585	82	522
Heart Disease	87	328	151	27	68	138	155	76	452	63	391
Hypertension w/ or w/o Renal	3	3	3	1	2		1		6	3	10
Cerebrovascular Disease	32	84	59	5	17	45	37	20	97	16	92
Atherosclerosis	4	4	12		3	3	1		3		9
Other Arterial Disease	4	17	7	1	4	2	2	1	27		20
Acute Bronchitis and Bronchiol.									2		
Pneumonia and Influenza	16	61	19	3	5	15	19	18	52	4	66
Chronic Obstr. Pulmonary Dis.	16	46	27	3	11	16	23	9	58	11	73
Ulcer Of Stomach and Duodenum	1	2	1		1		1		1		4
Appendicitis											
Abd. Hernia and Intest. Obstr.	1	7	2	1	2	1	1	1	6		6
Chronic Liver Dis. and Cirrhosis	5	9	6		5	2	6	3	13		9
Cholelithiasis and Gallbladder			2		1	1	1		2		2
Nephritis and Nephrosis	3	22	6	2	3	5	4	4	21	7	11
Infections of the Kidney		1									
Hyperplasia of the Prostate			1				1				
Complications of Pregnancy											
Congenital Anomalies	2	5	3		2	2	2	1	7		7
Conditions of Perinatal Period		6	5		2		1	2	8	1	4
Ill-Defined Conditions		4	3			2	1		7	2	5
Sudden Infant Death Syndrome									2		1
All Other Diseases	54	164	72	7	27	39	45	18	216	6	161
Accidents and Adverse Effects	20	52	21	6	12	24	13	6	54	4	44
Suicide	2	13	5		5	6	7	3	18		16
Homicide and Legal Intervent.		1					1	1	13	2	2
All Other External Causes		1							1		1

(continued)

**Cause of Death**

**Table 14. Deaths by Underlying Cause of Death and County of Residence, Wisconsin 1998**

County of Residence	Rusk	St. Croix	Sauk	Sawyer	Shawano	Sheboygan	Taylor	Trempealeau	Vernon	Vilas	Walworth
<b>Total Deaths, All Causes</b>	174	445	534	184	424	1,107	223	285	312	269	799
<b>Male</b>	91	203	258	107	223	544	124	140	153	152	389
<b>Female</b>	83	242	276	77	201	563	99	145	159	117	410
Tuberculosis	1										
Septicemia	3				2	1	1	2	2	2	6
Human Immunodeficiency Virus											
Other Infectious and Parasitic		1	2		3	6	1	2		2	5
Malignant Neoplasms	39	88	134	51	101	234	57	55	69	84	199
Benign and Uncertain Neoplasms		2	5	1	1	6	1		1	1	8
Diabetes Mellitus	4	12	15	2	16	35	5	11	2	5	19
Nutritional Deficiencies	3	2	1			4				1	6
Anemias	1	1	1		1	5			2		2
Meningitis											
Circulatory Diseases	78	164	210	73	185	482	94	127	147	105	302
Heart Disease	57	122	153	55	140	350	69	92	117	73	232
Hypertension w/ or w/o Renal		5	1		1	7	2	1	2	3	5
Cerebrovascular Disease	14	25	42	11	35	97	19	24	22	23	54
Atherosclerosis	3	2	7		2	12		2	5		3
Other Arterial Disease	4	10	7	7	7	16	4	8	1	6	8
Acute Bronchitis and Bronchiol.				1							
Pneumonia and Influenza	7	29	32	8	11	49	9	7	11	3	39
Chronic Obstr. Pulmonary Dis.	5	28	25	9	19	35	4	11	10	10	37
Ulcer Of Stomach and Duodenum		1	1	1	2	3		1	2	2	
Appendicitis			1								
Abd. Hernia and Intest. Obstr.		4			2	10		2	1	1	3
Chronic Liver Dis. and Cirrhosis	1	3	2	4	7	13	2	2	4	3	12
Cholelithiasis and Gallbladder	1		1		1	2			1	2	1
Nephritis and Nephrosis	2	9	4		8	13	1	5	8	5	9
Infections of the Kidney											
Hyperplasia of the Prostate						1					
Complications of Pregnancy		1									1
Congenital Anomalies			3		3	4	2	1	1		5
Conditions of Perinatal Period		3			1	3	2	1	1		7
Ill-Defined Conditions	1	1	3		1	7		2		1	1
Sudden Infant Death Syndrome	1		2			1		2		1	
All Other Diseases	18	58	61	22	34	143	24	42	35	33	87
Accidents and Adverse Effects	9	32	23	10	20	37	15	8	14	8	33
Suicide	1	5	9	1	6	14	5	5	1	1	13
Homicide and Legal Intervent.		1	1	1							1
All Other External Causes								1			3

(continued)



## Cause of Death

**Table 14. Deaths by Underlying Cause of Death and County of Residence, Wisconsin 1998**

County of Residence	Washburn	Washington	Waukesha	Waupaca	Waushara	Winnebago	Wood
<b>Total Deaths, All Causes</b>	182	769	2,529	651	233	1,219	674
<b>Male</b>	95	389	1,153	342	105	575	341
<b>Female</b>	87	380	1,376	309	128	644	333
Tuberculosis				1			
Septicemia	2	3	13	4	2	9	6
Human Immunodeficiency Virus		1	1			1	
Other Infectious and Parasitic		1	5	2		3	2
Malignant Neoplasms	38	188	643	122	58	331	155
Benign and Uncertain Neoplasms	1	2	9	3	4	3	
Diabetes Mellitus		16	51	13	8	41	24
Nutritional Deficiencies	1	3	10			1	3
Anemias			2	3		1	1
Meningitis		1					
Circulatory Diseases	81	323	1,034	284	94	468	270
Heart Disease	65	220	788	199	77	350	205
Hypertension w/ or w/o Renal		2	8	1	1	6	2
Cerebrovascular Disease	14	78	193	66	15	88	50
Atherosclerosis		4	12	10		3	5
Other Arterial Disease	2	19	33	8	1	21	8
Acute Bronchitis and Bronchiol.					1		1
Pneumonia and Influenza	7	26	134	38	5	41	18
Chronic Obstr. Pulmonary Dis.	14	30	110	28	10	66	28
Ulcer Of Stomach and Duodenum	1	2	5			1	1
Appendicitis			1				
Abd. Hernia and Intest. Obstr.		4	7	2		2	4
Chronic Liver Dis. and Cirrhosis	1	4	31	5	1	13	7
Cholelithiasis and Gallbladder		2	2			3	1
Nephritis and Nephrosis	3	8	32	11	2	13	8
Infections of the Kidney			1			1	
Hyperplasia of the Prostate			2			1	
Complications of Pregnancy						1	
Congenital Anomalies	1	9	14	1		5	3
Conditions of Perinatal Period		2	10		3		2
Ill-Defined Conditions	1	2	4	3	2	1	
Sudden Infant Death Syndrome		1	1				
All Other Diseases	26	98	296	94	26	151	105
Accidents and Adverse Effects	4	30	77	29	16	39	20
Suicide		11	31	6	1	20	13
Homicide and Legal Intervent.	1	2	1	2		3	2
All Other External Causes		1	3				

Source: Bureau of Health Information, Division of Health Care Financing, Department of Health and Family Services.

Note: For the ICD-9 codes used for cause-of-death groupings, see Technical Notes, page 56. The total includes one death where sex was undetermined.

**Cause of Death**

**Table 15. Deaths by Specific Underlying Cause, Wisconsin 1998**

	<b>Total</b>	<b>Male</b>	<b>Female</b>
<b>TOTAL DEATHS</b>	45,890	22,463	23,426
<b>I. Infectious and Parasitic Diseases (001-139)</b>	<b>577</b>	<b>303</b>	<b>274</b>
<b>Intestinal Infectious Diseases (001-009)</b>	25	11	14
003 Other Salmonella Infections .....	1		1
008 Intestinal Infections Due to Other Organisms .....	21	9	12
009 Ill-Defined Intestinal Infections .....	3	2	1
<b>Tuberculosis (010-018)</b>	15	7	8
011 Pulmonary Tuberculosis.....	9	4	5
013 Tuberculosis of Meninges and Central Nervous System .....	1	1	
015 Tuberculosis of Bones and Joints.....	4	2	2
017 Tuberculosis of Other Organs .....	1		1
<b>Other Bacterial Diseases (030-041)</b>	336	154	182
031 Mycobacteria.....	7	4	3
036 Meningococcal Infections .....	5		5
038 Septicemia .....	317	148	169
040 Other Bacterial Diseases .....	1		1
041 Bacterial Infection Classified Elsewhere and of Unspecified Site .....	6	2	4
<b>Human Immunodeficiency Virus Infection (042-044)</b>	60	51	9
042 Human Immun. with Specified Conditions .....	58	49	9
044 Other Human Immun. Virus Infection .....	2	2	
<b>Diseases Attributable to Viruses (045-079)</b>	72	38	34
046 Slow Virus Infections of Central Nervous System.....	7	4	3
048 Other Enteroviral Diseases of Central Nervous System.....	1		1
049 Other Non-Arthropod-Borne Viral Diseases of Central Nervous System.....	4	2	2
053 Herpes Zoster .....	2		2
054 Herpes Simplex .....	5	1	4
070 Viral Hepatitis .....	34	24	10
078 Other Diseases Due to Viruses and Chlamydia.....	9	5	4
079 Viral Infection Classified Elsewhere and of Unspecified Site .....	10	2	8
<b>Syphilis and Other Venereal Diseases (090-099)</b>	1		1
097 Other and Unspecified Syphilis.....	1		1
<b>Mycoses (110-118)</b>	32	20	12
112 Candidiasis .....	5	2	3
116 Blastomycotic Infection .....	6	4	2
117 Other Mycoses .....	21	14	7
<b>Helminthiases (120-129)</b>	1	1	
123 Other Cestode Infection.....	1	1	
<b>Other Infectious and Parasitic Diseases (130-136)</b>	23	15	8
135 Sarcoidosis .....	9	6	3
136 Other and Unspecified Infectious and Parasitic Diseases .....	14	9	5
<b>Late Effects of Infectious and Parasitic Diseases (137-139)</b>	12	6	6
137 Late Effects of Tuberculosis.....	2	1	1
138 Late Effects of Acute Poliomyelitis .....	8	4	4
139 Late Effects of Other Infectious and Parasitic Diseases.....	2	1	1

(continued)

**Table 15. Deaths by Specific Underlying Cause, Wisconsin 1998**

	<u>Total</u>	<u>Male</u>	<u>Female</u>
<b>II. Neoplasms (Cancer) (140-239)</b>	11,096	5,759	5,337
<b>Malignant Neoplasms of Lip, Oral Cavity and Pharynx (140-149)</b>	176	117	59
140 Lip .....	1	1	
141 Tongue .....	34	25	9
142 Major Salivary Glands .....	13	9	4
143 Gum.....	2	2	
144 Floor of Mouth .....	4	2	2
145 Other and Unspecified Parts of Mouth.....	37	18	19
146 Oropharynx .....	31	17	14
147 Nasopharynx .....	13	8	5
148 Hypopharynx.....	13	10	3
149 Other and Ill-Defined Sites Within the Lip, Oral Cavity and Pharynx .....	28	25	3
<b>Malignant Neoplasms of Digestive Organs and Peritoneum (150-159)</b>	2,579	1,384	1,195
150 Esophagus .....	273	208	65
151 Stomach.....	218	133	85
152 Small Intestine, Including Duodenum.....	31	19	12
153 Colon.....	950	467	483
154 Rectum, Rectosigmoid Junction and Anus .....	178	92	86
155 Liver and Intrahepatic Bile Ducts .....	230	137	93
156 Gallbladder and Extrahepatic Bile Ducts .....	73	25	48
157 Pancreas .....	576	290	286
158 Retroperitoneum and Peritoneum.....	22	6	16
159 Ill-Defined Sites Within the Digestive Organs and Peritoneum.....	28	7	21
<b>Malignant Neoplasms of Respiratory &amp; Intrathoracic Organs (160-165)</b>	2,885	1,713	1,172
160 Nasal Cavities, Middle Ear and Accessory Sinuses .....	10	5	5
161 Larynx .....	63	48	15
162 Trachea, Bronchus and Lung .....	2,799	1,651	1,148
163 Pleura .....	10	8	2
164 Thymus, Heart and Mediastinum .....	3	1	2
<b>Malignant Neoplasms of Bone, Connec. Tissue, Skin and Breast (170-175)</b>	1,137	174	963
170 Bone and Articular Cartilage .....	23	15	8
171 Connective and Other Soft Tissue.....	84	39	45
172 Melanoma of the Skin .....	143	91	52
173 Other Malignant Neoplasm of Skin .....	23	19	4
174 Female Breast.....	854		854
175 Male Breast .....	10	10	
<b>Malignant Neoplasms of Genitourinary Organs (179-189)</b>	1,768	1,082	686
179 Uterus, Part Unspecified .....	56		56
180 Cervix Uteri.....	59		59
181 Placenta .....	1		1
182 Body of Uterus .....	71		71
183 Ovary and Other Uterine Adnexa.....	293		293
184 Other and Unspecified Female Genital Organs.....	42		42
185 Prostate.....	751	751	
186 Testis .....	8	8	
187 Penis and Other Male Genital Organs.....	2	2	
188 Bladder .....	242	164	78

**Table 15. Deaths by Specific Underlying Cause, Wisconsin 1998**

	<b>Total</b>	<b>Male</b>	<b>Female</b>
189 Kidney and Other and Unspecified Urinary Organs.....	243	157	86
<b>Malignant Neoplasms of Other and Unspecified Sites (190-195, 199)</b>	<b>1,088</b>	<b>543</b>	<b>545</b>
190 Eye.....	7	1	6
191 Brain.....	284	135	149
192 Other and Unspecified Parts of Nervous System.....	2	1	1
193 Thyroid Gland.....	33	11	22
194 Other Endocrine Glands and Related Structures.....	15	8	7
195 Other and Ill-Defined Sites.....	77	39	38
199 Neoplasm without Specification of Site.....	670	348	322
<b>Malignant Neoplasms of Lymphatic and Hematopoietic Tissue (200-208)</b>	<b>1,253</b>	<b>653</b>	<b>600</b>
200 Lymphosarcoma and Reticulosarcoma.....	13	6	7
201 Hodgkin's Disease.....	40	21	19
202 Other Malignant Neoplasm of Lymphoid and Histiocytic Tissue.....	518	267	251
203 Multiple Myeloma and Immunoproliferative Neoplasms.....	215	110	105
204 Lymphoid Leukemia.....	153	89	64
205 Myeloid Leukemia.....	184	91	93
206 Monocytic Leukemia.....	5	2	3
207 Other Specified Leukemia.....	2	1	1
208 Leukemia of Unspecified Cell Type.....	123	66	57
<b>Benign Neoplasms (210-229)</b>	<b>42</b>	<b>14</b>	<b>28</b>
210 Benign Neoplasm of Lip, Oral Cavity and Pharynx.....	3	2	1
211 Benign Neoplasms of Other Parts of Digestive System.....	4	1	3
216 Benign Neoplasm of Skin.....	1	1	
223 Benign Neoplasm of Kidney and Other Urinary Organs.....	1		1
225 Benign Neoplasm of Brain and Other Parts of Nervous System.....	22	6	16
227 Benign Neoplasm of Other Endocrine Glands and Related Structures.....	4	2	2
228 Haemangioma and Lymphangioma, Any Site.....	5	1	4
229 Benign Neoplasm of Other and Unspecified Sites.....	2	1	1
<b>Neoplasms of Uncertain Behavior and In-situ Neoplasms (233-238)</b>	<b>52</b>	<b>27</b>	<b>25</b>
235 Neoplasm of Uncert. Behavior of Resp. and Dig. Systems.....	5	2	3
236 Neoplasm of Uncert. Behavior of Genitourinary Organs.....	2		2
237 Neoplasm of Uncert. Behav. of Endocr. Glands and Nervous System.....	2	2	
238 Neoplasm of Uncert. Behav. of Other and Unspec. Sites and Tissues.....	43	23	20
<b>Neoplasms of Unspecified Nature (239)</b>	<b>116</b>	<b>52</b>	<b>64</b>
239 Neoplasm of Unspecified Nature.....	116	52	64
<b>III. Endocrine, Nutritional &amp; Metabolic Dis. and Immunity Disord. (240-279)</b>	<b>1,805</b>	<b>795</b>	<b>1,010</b>
<b>Disorders of Thyroid Gland (240-246)</b>	<b>34</b>	<b>6</b>	<b>28</b>
240 Simple and Unspecified Goiter.....	1		1
242 Thyrotoxicosis With or Without Goiter.....	5	1	4
244 Acquired Hypothyroidism.....	28	5	23
<b>Diseases of Other Endocrine Glands (250-259)</b>	<b>1,288</b>	<b>621</b>	<b>667</b>
250 Diabetes Mellitus.....	1,274	615	659
251 Other Disorders of Pancreatic Internal Secretion.....	6	4	2
252 Disorders of Parathyroid Gland.....	1		1
253 Disorders of the Pituitary Gland and Its Hypothalamic Control.....	5	1	4
259 Other Endocrine Disorders.....	2	1	1

**Table 15. Deaths by Specific Underlying Cause, Wisconsin 1998**

	<b>Total</b>	<b>Male</b>	<b>Female</b>
<b>Nutritional Deficiencies (260-269)</b>	124	29	95
260 Kwashiorkor .....	4	3	1
261 Nutritional Marasmus .....	3	1	2
263 Other and Unspecified Protein-Calorie Malnutrition .....	114	25	89
269 Other Nutritional Deficiencies.....	3		3
<b>Other Metabolic Disorders and Immunity Disorders (270-279)</b>	359	139	220
270 Disorders of Amino-Acid Transport and Metabolism.....	2	1	1
272 Disorders of Lipoid Metabolism.....	54	28	26
273 Disorders of Plasma Protein Metabolism .....	19	13	6
274 Gout .....	3	1	2
275 Disorders of Mineral Metabolism.....	8	4	4
276 Disorders of Fluid, Electrolyte and Acid-Base Balance .....	173	51	122
277 Other and Unspecified Disorders of Metabolism .....	47	20	27
278 Obesity and Other Hyperalimentation .....	48	19	29
279 Disorders Involving the Immune Mechanism.....	5	2	3
<b>IV. Diseases of Blood and Blood-Forming Organs (280-289)</b>	209	89	120
280 Iron Deficiency Anemias .....	2		2
281 Other Deficiency Anemias.....	5	4	1
282 Hereditary Hemolytic Anemias .....	18	9	9
283 Acquired Hemolytic Anemias .....	10	6	4
284 Aplastic Anemia .....	30	10	20
285 Other and Unspecified Anemias.....	32	6	26
286 Coagulation Defects .....	22	10	12
287 Purpura and Other Hemorrhagic Conditions.....	13	7	6
288 Diseases of White Blood Cells .....	4	1	3
289 Other Diseases of Blood and Blood-Forming Organs .....	73	36	37
<b>V. Mental Disorders (290-319)</b>	1,623	563	1,060
<b>Organic Psychotic Conditions (290-294)</b>	781	224	557
290 Senile and Presenile Organic Psychotic Conditions.....	746	210	536
291 Alcoholic Psychoses .....	11	9	2
294 Other Organic Psychotic Conditions (Chronic).....	24	5	19
<b>Other Psychoses (295-299)</b>	543	174	369
295 Schizophrenic Psychoses .....	18	4	14
296 Affective Psychoses.....	4	1	3
297 Paranoid States.....	1		1
298 Other Non-Organic Psychoses.....	520	169	351
<b>Neurotic, Personality and Other Nonpsychotic Mental Disorders (300-316)</b>	284	160	124
300 Neurotic Disorders.....	2	1	1
301 Psychoinfantile Personality.....	1		1
303 Alcohol Dependence Syndrome .....	136	96	40
304 Drug Dependence .....	2	1	1
305 Nondependent Abuse of Drugs.....	51	40	11
307 Special Symptoms or Syndromes Not Elsewhere Classified.....	4	1	3
308 Acute Reaction To Stress .....	1		1
310 Specific Nonpsychotic Mental Disorder After Organic Brain Damage .....	68	14	54
311 Depressive Disorder, Not Elsewhere Classified.....	19	7	12

## Cause of Death

**Table 15. Deaths by Specific Underlying Cause, Wisconsin 1998**

	<b>Total</b>	<b>Male</b>	<b>Female</b>
<b>Mental Retardation (317-319)</b>	15	5	10
318 Other Specified Mental Retardation .....	3	1	2
319 Unspecified Mental Retardation .....	12	4	8
<b>VI. Diseases of the Nervous System and Sense Organs (320-389)</b>	<b>1,327</b>	<b>556</b>	<b>771</b>
<b>Inflammatory Diseases of the Central Nervous System (320-326)</b>	15	8	7
320 Bacterial Meningitis.....	6	3	3
322 Meningitis of Unspecified Cause.....	3	2	1
323 Encephalitis, Myelitis and Encephalomyelitis .....	4	1	3
324 Intracranial and Intraspinial Abscess .....	1	1	
326 Late Effects of Intracranial Abscess or Pyogenic Infection.....	1	1	
<b>Hereditary &amp; Degenerative Diseases of Central Nervous System (330-337)</b>	1,014	404	610
330 Cerebral Degenerations Usually Manifested in Childhood .....	5	3	2
331 Other Cerebral Degenerations .....	531	154	377
332 Parkinson's Disease.....	311	169	142
333 Other Extrapyrarnidal Disease and Abnormal Movement Disorders .....	39	18	21
334 Spinocerebellar Disease.....	8	3	5
335 Anterior Horn Cell Disease .....	113	52	61
336 Other Diseases of Spinal Cord.....	6	4	2
337 Disorders of the Autonomic Nervous System.....	1	1	
<b>Other Disorders of the Central Nervous System (340-349)</b>	227	104	123
340 Multiple Sclerosis .....	76	23	53
341 Other Demyelinating Diseases of Central Nervous System .....	5	5	
342 Hemiplegia.....	2	2	
343 Infantile Cerebral Palsy .....	20	10	10
344 Other Paralytic Syndromes .....	19	9	10
345 Epilepsy .....	13	9	4
346 Migraine.....	1		1
348 Other Conditions of Brain .....	78	41	37
349 Other and Unspecified Disorders of the Nervous System .....	13	5	8
<b>Disorders of the Peripheral Nervous System (350-359)</b>	69	39	30
355 Mononeuritis of Lower Limb.....	2	2	
356 Hereditary and Idiopathic Peripheral Neuropathy .....	29	16	13
357 Inflammatory and Toxic Neuropathy.....	6	4	2
358 Myoneural Disorders .....	13	5	8
359 Muscular Dystrophies and Other Myopathies .....	19	12	7
<b>Disorders of the Eye and Adnexa (360-379)</b>	1		1
362 Other Retinal Disorders .....	1		1
<b>Diseases of the Ear and Mastoid Process (380-389)</b>	1	1	
382 Suppurative and Unspecific Membrane.....	1	1	
<b>VII. Diseases of the Circulatory System (390-459)</b>	<b>18,508</b>	<b>8,747</b>	<b>9,761</b>
<b>Acute Rheumatic Fever (390-392)</b>	3	1	2
391 Rheumatic Fever with Heart Involvement .....	3	1	2
<b>Chronic Rheumatic Heart Disease (393-398)</b>	115	34	81
394 Diseases of Mitral Valve .....	63	19	44
395 Diseases of Aortic Valve .....	1		1
396 Diseases of Mitral and Aortic Valves .....	23	10	13
397 Diseases of Other Endocardial Structures .....	8	1	7

**Table 15. Deaths by Specific Underlying Cause, Wisconsin 1998**

	<b>Total</b>	<b>Male</b>	<b>Female</b>
398 Other Rheumatic Heart Disease.....	20	4	16
<b>Hypertensive Disease (401-404)</b>	<b>623</b>	<b>228</b>	<b>395</b>
401 Essential Hypertension .....	88	25	63
402 Hypertensive Heart Disease.....	392	136	256
403 Hypertensive Renal Disease .....	111	50	61
404 Hypertensive Heart and Renal Disease.....	32	17	15
<b>Ischemic Heart Disease (410-414)</b>	<b>8,932</b>	<b>4,754</b>	<b>4,178</b>
410 Acute Myocardial Infarction.....	4,457	2,462	1,995
411 Other Acute and Subacute Forms of Ischemic Heart Disease .....	11	6	5
412 Old Myocardial Infarction .....	8	3	5
413 Angina Pectoris.....	12	5	7
414 Other Forms of Chronic Ischemic Heart Disease .....	4,444	2,278	2,166
<b>Diseases Of Pulmonary Circulation (415-417)</b>	<b>301</b>	<b>125</b>	<b>176</b>
415 Acute Pulmonary Heart Disease .....	220	96	124
416 Chronic Pulmonary Heart Disease.....	79	28	51
417 Other Diseases of Pulmonary Circulation .....	2	1	1
<b>Other Forms of Heart Disease (420-429)</b>	<b>3,898</b>	<b>1,726</b>	<b>2,172</b>
420 Acute Pericarditis.....	1	1	
421 Acute and Subacute Endocarditis .....	14	8	6
422 Acute Myocarditis .....	2		2
423 Other Diseases of Pericardium .....	4	1	3
424 Other Diseases of Endocardium .....	401	141	260
425 Cardiomyopathy.....	600	356	244
426 Conduction Disorders .....	18	10	8
427 Cardiac Dysrhythmias.....	711	292	419
428 Heart Failure .....	1374	551	823
429 Ill-Defined Descriptions and Complications of Heart Disease.....	773	366	407
<b>Cerebrovascular Disease (430-438)</b>	<b>3,641</b>	<b>1,347</b>	<b>2,294</b>
430 Subarachnoid Hemorrhage .....	156	60	96
431 Intracerebral Hemorrhage .....	437	188	249
432 Other and Unspecified Intracranial Hemorrhage.....	102	47	55
433 Occlusion and Stenosis of Precerebral Arteries .....	28	15	13
434 Occlusion of Cerebral Arteries .....	212	76	136
435 Transient Cerebral Ischemia .....	4	1	3
436 Acute but Ill-Defined Cerebrovascular Disease .....	2,105	730	1,375
437 Other and Ill-Defined Cerebrovascular Disease .....	290	108	182
438 Late Effects of Cerebrovascular Disease .....	307	122	185
<b>Diseases of Arteries, Arterioles and Capillaries (440-448)</b>	<b>907</b>	<b>493</b>	<b>414</b>
440 Arteriosclerosis .....	262	113	149
441 Aortic Aneurysm .....	399	261	138
442 Other Aneurysm.....	20	15	5
443 Other Peripheral Vascular Disease .....	154	71	83
444 Arterial Embolism and Thrombosis.....	23	10	13
446 Polyarteritis Nodosa and Allied Conditions .....	17	10	7
447 Other Disorders of Arteries and Arterioles.....	30	12	18
448 Diseases of Capillaries.....	2	1	1

Table 15. Deaths by Specific Underlying Cause, Wisconsin 1998

	<u>Total</u>	<u>Male</u>	<u>Female</u>
<b>Diseases of Veins, Lymphatics &amp; Other Circulatory System Dis. (451-459)</b>	88	39	49
451 Phlebitis and Thrombophlebitis.....	15	6	9
452 Portal Vein Thrombosis.....	3	1	2
453 Other Venous Embolism and Thrombosis.....	7	3	4
454 Varicose Veins of Lower Extremities.....	3	1	2
456 Varicose Veins of Other Sites.....	3	3	
457 Noninfective Disorders of Lymphatic Channels.....	3	2	1
458 Hypotension.....	23	8	15
459 Other Disorders of Circulatory System.....	31	15	16
<b>VIII. Diseases of the Respiratory System (460-519)</b>	<b>4,608</b>	<b>2,258</b>	<b>2,350</b>
<b>Acute Respiratory Infections (460-466)</b>	21	10	11
465 Acute Upper Resp. Infections of Multiple or Unspecified Sites.....	2	1	1
466 Acute Bronchitis and Bronchiolitis.....	19	9	10
<b>Other Diseases of Upper Respiratory Tract (470-478)</b>	7	6	1
473 Chronic Sinusitis.....	3	2	1
478 Other Diseases of Upper Respiratory Tract.....	4	4	
<b>Pneumonia and Influenza (480-487)</b>	1,909	826	1,083
480 Viral Pneumonia.....	10	7	3
481 Pneumococcal Pneumonia.....	28	14	14
482 Other Bacterial Pneumonia.....	33	18	15
483 Pneumonia Due to Other Specified Organism.....	1		1
485 Bronchopneumonia, Organism Unspecified.....	63	24	39
486 Pneumonia, Organism Unspecified.....	1,671	733	938
487 Influenza.....	103	30	73
<b>Chronic Obstructive Pulmonary Disease and Allied Conditions (490-496)</b>	2,057	1,092	965
490 Bronchitis, Not Specified as Acute or Chronic.....	12	5	7
491 Chronic Bronchitis.....	33	15	18
492 Emphysema.....	313	165	148
493 Asthma.....	93	38	55
494 Bronchiectasis.....	23	7	16
495 Extrinsic Allergic Alveolitis.....	2	2	
496 Chronic Airways Obstruction, Not Elsewhere Classified.....	1,581	860	721
<b>Pneumoconioses and Other Lung Diseases Due to External Agents (500-508)</b>	252	142	110
501 Asbestosis.....	7	7	
502 Pneumoconiosis Due to Other Silica or Silicates.....	3	3	
506 Respiratory Conditions Due to Chemical Fumes and Vapours.....	2	1	1
507 Pneumonitis Due to Solids and Liquids.....	239	131	108
508 Respiratory Conditions Due to Other and Unspecified External Agents.....	1		1
<b>Other Diseases of Respiratory System (510-519)</b>	362	182	180
510 Empyema.....	9	4	5
511 Pleurisy.....	18	9	9
512 Pneumothorax.....	7	4	3
513 Abscess of Lung and Mediastinum.....	2	1	1
514 Pulmonary Congestion and Hypostasis.....	6	3	3
515 Postinflammatory Pulmonary Fibrosis.....	168	87	81
516 Other Alveolar and Parietoalveolar Pneumopathy.....	11	6	5



**Cause of Death**

**Table 15. Deaths by Specific Underlying Cause, Wisconsin 1998**

	<b>Total</b>	<b>Male</b>	<b>Female</b>
518 Other Diseases of Lung .....	115	57	58
519 Other Diseases of Respiratory System.....	26	11	15
<b>IX. Diseases of the Digestive System (520-579)</b>	<b>1,523</b>	<b>702</b>	<b>821</b>
<b>Diseases of Oral Cavity, Salivary Glands and Jaws (520-529)</b>	2		2
522 Diseases of Pulp and Periapical Tissues.....	1		1
528 Diseases of Oral Soft Tissues, Excl. Lesions Specific for Gingiva and Tongue .....	1		1
<b>Diseases of Esophagus, Stomach and Duodenum (530-537)</b>	150	58	92
530 Diseases of Esophagus.....	49	24	25
531 Gastric Ulcer.....	30	10	20
532 Duodenal Ulcer.....	24	10	14
533 Peptic Ulcer, Site Unspecified.....	28	11	17
534 Gastrojejunal Ulcer .....	1		1
535 Gastritis and Duodenitis .....	8	1	7
536 Disorders of Function of Stomach.....	2	1	1
537 Other Disorders of Stomach and Duodenum.....	8	1	7
<b>Appendicitis (540-543)</b>	7	3	4
540 Acute Appendicitis .....	4	3	1
541 Appendicitis, Unqualified.....	3		3
<b>Hernia of Abdominal Cavity (550-553)</b>	31	12	19
550 Inguinal Hernia .....	4	3	1
551 Other Hernia of Abdominal Cavity, with Gangrene.....	2	1	1
552 Other Abdom. Cav. Hernia, w/ Obstruction w/o Mention of Gangrene.....	12	3	9
553 Other Abdom. Cav. Herina, w/o Mention of Obstruction or Gangrene .....	13	5	8
<b>Noninfective Enteritis and Colitis (555-558)</b>	200	72	128
555 Regional Enteritis .....	11	6	5
556 Idiopathic Proctocolitis.....	7	2	5
557 Vascular Insufficiency of Intestine .....	154	53	101
558 Other Noninfective Gastroenteritis and Colitis.....	28	11	17
<b>Other Diseases of Intestines and Peritoneum (560-569)</b>	281	98	183
560 Intestinal Obstruction without Mention of Hernia.....	130	40	90
562 Diverticula of Intestine .....	58	20	38
564 Functional Digestive Disorders, Not Elsewhere Classified.....	5	1	4
566 Abscess of Anal and Rectal Regions.....	1		1
567 Peritonitis.....	33	15	18
568 Other Disorders of Peritoneum.....	4	3	1
569 Other Disorders of Intestine.....	50	19	31
<b>Other Diseases of Digestive System (570-579)</b>	852	459	393
570 Acute and Subacute Necrosis of Liver .....	2	1	1
571 Chronic Liver Disease and Cirrhosis .....	388	243	145
572 Liver Abscess and Sequelae of Chronic Liver Disease .....	72	39	33
573 Other Disorders of Liver.....	41	18	23
574 Cholelithiasis .....	21	8	13
575 Other Disorders of Gallbladder .....	32	17	15
576 Other Disorders of Biliary Tract.....	30	13	17
577 Diseases of Pancreas.....	64	31	33
578 Gastrointestinal Hemorrhage .....	198	87	111
579 Intestinal Malabsorption .....	4	2	2

**Table 15. Deaths by Specific Underlying Cause, Wisconsin 1998**

	<b>Total</b>	<b>Male</b>	<b>Female</b>
<b>X. Diseases of the Genitourinary System (580-629)</b>	994	457	537
<b>Nephritis, Nephrotic Syndrome and Nephrosis (580-589)</b>	576	290	286
581 Nephrotic Syndrome.....	3	2	1
582 Chronic Glomerulonephritis.....	19	9	10
583 Nephritis and Nephropathy, Not Specified as Acute or Chronic.....	8	2	6
584 Acute Renal Failure.....	91	46	45
585 Chronic Renal Failure.....	131	70	61
586 Renal Failure, Unspecified.....	322	161	161
587 Renal Sclerosis, Unspecified.....	1		1
588 Disorders Resulting from Impaired Renal Function.....	1		1
<b>Other Diseases of Urinary System (590-599)</b>	398	150	248
590 Infections of Kidney.....	15	3	12
591 Hydronephrosis.....	2	1	1
592 Calculus of Kidney and Ureter.....	3	1	2
593 Other Disorders of Kidney and Ureter.....	85	43	42
595 Cystitis.....	2		2
596 Other Disorders of Bladder.....	5	5	
599 Other Disorders of Urethra and Urinary Tract.....	286	97	189
<b>Diseases of Male Genital Organs (600-608)</b>	17	17	
600 Hyperplasia of Prostate.....	12	12	
602 Other Disorders of Prostate.....	3	3	
608 Other Disorders of Male Genital Organs.....	2	2	
<b>Inflammatory Disease of Female Pelvic Organs (614-616)</b>	2		2
614 Inflam. Dis. of Ovary, Fallop. Tube, Pelvic Cell Tiss. and Peritoneum.....	2		2
<b>Other Disorders of Female Genital Tract (617-629)</b>	1		1
619 Fistulae Involving Female Genital Tract.....	1		1
<b>XI. Complications of Pregnancy, Childbirth and the Puerperium (630-676)</b>	6		6
<b>Complications Mainly Related to Pregnancy (640-648)</b>	1		1
641 Antepartum Haemorrhage, Abruptio Placentae, and Placenta Praevia.....	1		1
<b>Complications Occurring Mainly in Course of Labor &amp; Delivery (660-669)</b>	1		1
665 Other Obstetrical Trauma.....	1		1
<b>Complications of the Puerperium (670-676)</b>	4		4
673 Obstetrical Pulmonary Embolism.....	4		4
<b>XII. Diseases of the Skin and Subcutaneous Tissue (680-709)</b>	57	21	36
<b>Infections of Skin and Subcutaneous Tissue (680-686)</b>	19	12	7
682 Other Cellulitis and Abscess.....	12	8	4
686 Other Local Infections of Skin and Subcutaneous Tissue.....	7	4	3
<b>Other Inflammatory Conditions of Skin and Subcutaneous Tissue (690-698)</b>	6		6
692 Contact Dermatitis and Other Eczema.....	1		1
694 Bullous Dermatoses.....	1		1
695 Erythematous Conditions.....	3		3
696 Psoriasis and Similar Disorders.....	1		1
<b>Other Diseases of Skin and Subcutaneous Tissue (700-709)</b>	32	9	23
707 Chronic Ulcer of Skin.....	32	9	23

**Table 15. Deaths by Specific Underlying Cause, Wisconsin 1998**

	<b>Total</b>	<b>Male</b>	<b>Female</b>
<b>XIII. Diseases of the Musculoskeletal System and Conn. Tissue (710-739)</b>	<b>181</b>	<b>52</b>	<b>129</b>
<b>Arthropathies and Related Disorders (710-719)</b>	<b>111</b>	<b>27</b>	<b>84</b>
710 Diffuse Diseases of Connective Tissue .....	47	7	40
711 Arthropathy Associated with Infections .....	9	3	6
714 Rheumatoid Arthritis and Other Inflammatory Polyarthropathies.....	41	11	30
715 Osteoarthritis and Allied Disorders .....	11	4	7
716 Other and Unspecified Arthropathies .....	2	1	1
718 Other Derangement of Joint.....	1	1	1
<b>Dorsopathies (720-724)</b>	<b>6</b>	<b>5</b>	<b>1</b>
721 Spondylosis and Allied Disorders.....	3	3	0
722 Intervertebral Disc Disorders .....	1	1	0
724 Other and Unspecified Disorders of Back .....	2	1	1
<b>Rheumatism, Excluding the Back (725-729)</b>	<b>12</b>	<b>6</b>	<b>6</b>
726 Peripheral Entesopathies and Allied Syndromes .....	1	0	1
728 Disorders of Muscle, Ligament and Fascia.....	4	2	2
729 Other Disorders of Soft Tissues.....	7	4	3
<b>Osteopathies, Chondropathies &amp; Acquired Musculoskel. Deform. (730-739)</b>	<b>52</b>	<b>14</b>	<b>38</b>
730 Osteomyelitis, Periostitis and Other Infections Involving Bone.....	14	5	9
731 Osteitis Deformans and Osteopathies Assoc. w/ Other Disorders.....	3	2	1
733 Other Disorders of Bone and Cartilage .....	29	5	24
737 Curvature of Spine.....	6	2	4
<b>XIV. Congenital Anomalies (740-759)</b>	<b>238</b>	<b>126</b>	<b>112</b>
740 Anencephalus and Similar Anomalies.....	10	3	7
741 Spina Bifida .....	5	1	4
742 Other Congenital Anomalies of Nervous System.....	43	27	16
745 Bulbus Cordis and Cardiac Septal Closure Anomalies .....	19	8	11
746 Other Congenital Anomalies of Heart .....	47	25	22
747 Other Congenital Anomalies of Circulatory System .....	18	7	11
748 Congenital Anomalies of Respiratory System .....	13	10	3
750 Other Congenital Anomalies of Upper Alimentary Tract.....	2	2	0
751 Other Congenital Anomalies of Digestive System .....	5	2	3
753 Congenital Anomalies of Urinary System .....	17	8	9
755 Other Congenital Anomalies of Limbs .....	2	1	1
756 Other Congenital Musculoskeletal Anomalies .....	8	5	3
757 Congenital Anomalies of the Integument .....	3	2	1
758 Chromosomal Anomalies .....	30	16	14
759 Other and Unspecified Congenital Anomalies .....	16	9	7
<b>XV. Certain Conditions Originating in the Perinatal Period (760-779)</b>	<b>220</b>	<b>122</b>	<b>97</b>
760 Fetus/Newborn Affected by Possible Unrelated Mat. Cond. of Preg. ....	3	2	1
761 Fetus/Newborn Affected by Maternal Complications of Pregnancy .....	27	16	11
762 Fetus/Newborn Affected by Comps. Of Placenta, Cord and Membranes .....	15	9	6
763 Fetus/Newborn Affected by Other Complications of Labor and Delivery .....	2	1	1
764 Slow Fetal Growth and Fetal Malnutrition .....	2	1	1
765 Disorders Relating to Short Gestation and Unspec. Low Birthweight .....	88	47	40
767 Birth Trauma.....	3	1	2
768 Intrauterine Hypoxia and Birth Asphyxia.....	6	1	5
769 Respiratory Distress Syndrome.....	21	12	9

## Cause of Death

**Table 15. Deaths by Specific Underlying Cause, Wisconsin 1998**

	<b>Total</b>	<b>Male</b>	<b>Female</b>
770 Other Respiratory Conditions of Fetus and Newborn.....	21	13	8
771 Infections Specific to the Perinatal Period.....	10	6	4
772 Fetal and Neonatal Hemorrhage .....	7	4	3
777 Perinatal Disorders of Digestive System .....	4	2	2
778 Conditions Involv. Integument and Temp. Regulation Of Fetus and Newborn.....	2	1	1
779 Other and Ill-Defined Conditions Originating in Perinatal Period .....	9	6	3
<b>XVI. Symptoms, Signs and Ill-Defined Conditions (780-799)</b>	<b>161</b>	<b>77</b>	<b>84</b>
<b>Symptoms (780-789)</b>	<b>51</b>	<b>24</b>	<b>27</b>
780 General Symptoms.....	12	7	5
781 Symptoms Involving Nervous and Musculoskeletal Systems .....	1	1	
783 Symptoms Involving Nutrition, Metabolism and Development .....	4		4
784 Aphasia .....	1	1	
785 Symptoms Involving Cardiovascular System .....	22	9	13
786 Symptoms Involving Respiratory System and Other Chest Symptoms .....	6	3	3
787 Symptoms Involving Digestive System .....	2	1	1
789 Other Symptoms Involving Abdomen and Pelvis.....	3	2	1
<b>Nonspecific Abnormal Findings (790-796)</b>	<b>3</b>	<b></b>	<b>3</b>
790 Nonspecific Findings on Examination of Blood.....	2		2
791 Nonspecific Findings on Examination of Urine .....	1		1
<b>Ill-Defined and Unknown Causes of Morbidity and Mortality (797-799)</b>	<b>107</b>	<b>53</b>	<b>54</b>
797 Senility without Mention of Psychosis .....	2		2
798 Sudden Death, Cause Unknown .....	48	30	18
799 Other Ill-Defined and Unknown Causes of Morbidity and Mortality.....	57	23	34
<b>XVII. Supplementary Class. Of Ext. Causes of Injury &amp; Poisoning (800-999)</b>	<b>2,757</b>	<b>1,836</b>	<b>921</b>
<b>Railway Accidents (800-807)</b>	<b>6</b>	<b>5</b>	<b>1</b>
805 Hit by Rolling Stock .....	6	5	1
<b>Motor Vehicle Traffic Accidents (810-819)</b>	<b>708</b>	<b>458</b>	<b>250</b>
810 Motor Vehicle Traffic Accident Involving Collision with Train.....	4	2	2
812 Other Motor Vehicle Traffic Acc. Involv. Collis. w/Motor Vehicle .....	329	180	149
813 Motor Vehicle Traffic Accident Involv. Collision w/Other Vehicle .....	12	8	4
814 Motor Vehicle Traffic Accident Involving Collision w/Pedestrian.....	66	44	22
815 Other Motor Vehicle Traffic Acc. Involving Collision on Highway.....	87	67	20
816 Motor Vehic. Traffic Acc. Due to Control Loss w/o Highway Collision.....	134	106	28
817 Non-Collision Motor Vehicle Traffic Accident While Boarding .....	1	1	
818 Other Non-Collision Motor Vehicle Traffic Accident .....	14	11	3
819 Motor Vehicle Traffic Accident of Unspecified Nature .....	61	39	22
<b>Motor Vehicle Nontraffic Accidents (820-825)</b>	<b>45</b>	<b>34</b>	<b>11</b>
820 Nontraffic Accident Involving Motor-Driven Snow Vehicle .....	15	14	1
821 Nontraffic Accident Involving Other Off-Road Motor Vehicle .....	4	3	1
822 Other Motor Vehicle Nontraf. Acc. Involv. Coll. With Moving Object.....	12	6	6
823 Other Motor Vehicle Nontraf. Acc. Involv. Coll. With Stationary Object.....	2	2	
824 Other Motor Vehicle Nontraf. Acc. While Boarding and Alighting .....	1		1
825 Other Motor Vehic. Nontraf. Acc. of Other and Unspec. Nature.....	11	9	2
<b>Other Road Vehicle Accidents (826-829)</b>	<b>3</b>	<b>2</b>	<b>1</b>
826 Pedal Cycle Accident.....	2	2	
828 Accident Involving Animal Being Ridden .....	1		1

## Cause of Death

**Table 15. Deaths by Specific Underlying Cause, Wisconsin 1998**

	<u>Total</u>	<u>Male</u>	<u>Female</u>
<b>Water Transport Accidents (830-838)</b>	8	8	
830 Accident to Watercraft Causing Submersion.....	2	2	
832 Other Accidental Submersion or Drowning in Water Transport Accident.....	4	4	
834 Other Fall From One Level to Another in Water Transport .....	1	1	
838 Other and Unspecified Water Transport Accident.....	1	1	
<b>Air and Space Transport Accidents (840-845)</b>	22	17	5
840 Accident to Powered Aircraft at Takeoff or Landing .....	2	1	1
841 Accident to Powered Aircraft, Other and Unspecified.....	20	16	4
<b>Vehicle Accidents Not Elsewhere Classifiable (846-848)</b>	14	7	7
848 Accidents Involving Other Vehicles Not Elsewhere Classifiable .....	14	7	7
<b>Accidental Poisoning by Drugs, Medicaments and Biologicals (850-858)</b>	118	75	43
850 Accidental Poisoning by Analgesics, Antipyretic and Antirheumatics .....	31	15	16
853 Accidental Poisoning by Tranquilizers.....	3	1	2
854 Accidental Poisoning by Other Psychotropic Agents.....	2	2	
855 Acc. Poison. by Other Drugs Acting on Cent. and Autonomic Nerv. Sys .....	24	20	4
856 Accidental Poisoning by Antibiotics .....	1		1
858 Accidental Poisoning by Other Drugs .....	57	37	20
<b>Accidental Poisoning by Other Solids, Liquids, Gases or Vapors (860-869)</b>	24	16	8
860 Accidental Poisoning by Alcohol, Not Elsewhere Classified.....	5	3	2
862 Acci. Pois. by Petroleum & Solvents & Their Vapors, Not Elsewhere Classified.....	1	1	
868 Accidental Poisoning by Other Utility Gas and Other Carbon Monoxide .....	17	11	6
869 Accidental Poisoning by Other Gases and Vapors .....	1	1	
<b>Misadventures to Patients During Surgical and Medical Care (870-876)</b>	18	12	6
870 Accidental Cut, Puncture, Perforation During Medical Care .....	11	7	4
873 Failure in Dosage.....	1		1
874 Mechanical Failure of Instrument or Apparatus During Procedure.....	1	1	
876 Other and Unspecified Misadventures During Medical Care.....	5	4	1
<b>Surg/Med Proc. Causing Abn. React./Comp. w/o Ment. of Misad. (878-879)</b>	32	14	18
878 Surg. Ops. and Procs. Causing Abn. React. or Later Complication.....	30	13	17
879 Other Procedures as Cause of Abn. React. or Later Complication.....	2	1	1
<b>Accidental Falls (880-888)</b>	520	244	276
880 Fall on or From Stairs or Steps .....	65	35	30
881 Fall on or From Ladders or Scaffolding.....	6	5	1
882 Fall From or Out of Building or Other Structure .....	18	13	5
883 Fall into Hole or Other Opening in Surface.....	1	1	
884 Other Fall from One Level to Another .....	48	22	26
885 Fall on Same Level from Slipping, Tripping or Stumbling .....	32	17	15
887 Fracture, Cause Unspecified.....	9	5	4
888 Other and Unspecified Fall.....	341	146	195
<b>Accidents Caused by Fire and Flames (890-899)</b>	65	43	22
890 Conflagration in Private Dwelling.....	53	34	19
891 Conflagration in Other and Unspecified Building or Structure .....	1	1	
892 Conflagration Not in Building or Structure .....	1	1	
893 Accident Caused by Ignition of Clothing .....	5	4	1
898 Accident Caused by Other Specified Fire and Flames .....	1		1
899 Accident Caused by Unspecified Fire .....	4	3	1

## Cause of Death

**Table 15. Deaths by Specific Underlying Cause, Wisconsin 1998**

	<u>Total</u>	<u>Male</u>	<u>Female</u>
<b>Accidents Due to Natural and Environmental Factors (900-909)</b>	23	12	11
900 Excessive Heat.....	1	1	
901 Excessive Cold .....	10	8	2
902 High and Low Pressure and Changes in Air Pressure .....	3		3
904 Hunger, Thirst, Exposure, Neglect .....	4	3	1
905 Venomous Animals and Plants Causing Poisoning and Toxic Reactions .....	2		2
906 Other Injury Caused by Animals .....	2		2
908 Cataclysmic Storms and Floods Resulting From Storms.....	1		1
<b>Accidents Caused by Submersion, Suffocation, &amp; Foreign Bodies (910-915)</b>	158	113	45
910 Accidental Drowning and Submersion.....	67	57	10
911 Food Inhalation and Ingestion Causing Resp. Tract Obs./Suffocation.....	18	12	6
912 Other Object Inhal./Ingestion Causing Resp. Tract Obs./Suffocation.....	40	21	19
913 Accidental Mechanical Suffocation.....	33	23	10
<b>Other Accidents (916-928)</b>	131	102	29
916 Struck Accidentally by Falling Object.....	14	11	3
917 Striking Against or Struck Accidentally by Objects or Persons .....	19	11	8
918 Caught Accidentally In or Between Objects.....	5	4	1
919 Accident Caused by Machinery.....	35	33	2
920 Accident Caused by Cutting and Piercing Instruments or Objects.....	2	2	
921 Accident Caused by Explosion of Pressure Vessel.....	1	1	
922 Accident Caused by Firearm Missile.....	16	15	1
923 Accident Caused by Explosive Material.....	3	3	
924 Accident Caused by Hot, Caustic or Corrosive Material and Steam .....	3	2	1
925 Accident Caused by Electric Current.....	11	9	2
928 Other and Unspecified Environmental and Accidental Causes .....	22	11	11
<b>Late Effects of Accidental Injury (929)</b>	25	19	6
929 Late Effects of Accidental Injury.....	25	19	6
<b>Drugs, Meds. and Bio. Substan. Causing Adverse Eff. in Therapy (930-949)</b>	2	2	
935 Analgesics, Antipyretics and Antirheumatics.....	1	1	
942 Agents Primarily Affecting the Cardiovascular System .....	1	1	
<b>Suicide and Self-Inflicted Injury (950-959)</b>	593	475	118
950 Suicide and Self-Inflicted Poisoning by Solid or Liquid Substances .....	74	38	36
951 Suicide and Self-Inflicted Poisoning by Gases in Domestic Use .....	2	2	
952 Suicide and Self-Inflicted Poisoning by Other Gases and Vapors .....	44	30	14
953 Suicide/Self-Inflicted Injury by Hanging, Strangulation and Suffocation.....	130	108	22
954 Suicide and Self-Inflicted Injury by Submersion (Drowning) .....	7	5	2
955 Suicide and Self-Inflicted Injury by Firearms and Explosives.....	312	275	37
956 Suicide and Self-Inflicted Injury by Cutting, Piercing Instruments.....	4	1	3
957 Suicide and Self-Inflicted Injury by Jumping from High Place.....	7	5	2
958 Suicide and Self-Inflicted Injury by Other and Unspecified Means .....	13	11	2
<b>Homicide and Injury Purposely Inflicted by Other Persons (960-969)</b>	188	137	51
960 Fight, Brawl, Rape.....	1	1	
962 Assault by Poisoning .....	1	1	
963 Assault by Hanging and Strangulation .....	14	8	6
965 Assault by Firearms and Explosives .....	114	89	25
966 Assault by Cutting and Piercing Instrument .....	23	16	7
967 Child Battering and Other Maltreatment .....	5	3	2

**Cause of Death**

**Table 15. Deaths by Specific Underlying Cause, Wisconsin 1998**

	<b><u>Total</u></b>	<b><u>Male</u></b>	<b><u>Female</u></b>
968 Assault by Other and Unspecified Means.....	29	18	11
969 Late Effects of Injury Purposely Inflicted by Other Person.....	1	1	
<b>Legal Intervention (970-978)</b>	<b>5</b>	<b>5</b>	
970 Injury Due to Legal Intervention by Firearms.....	5	5	
<b>Injury Undetermined Whether Accident or Purposely Inflicted (980-989)</b>	<b>49</b>	<b>36</b>	<b>13</b>
980 Poisoning by Solid or Liquid Substances .....	20	13	7
982 Poisoning by Other Gases.....	2	2	
983 Hanging, Strangulation or Suffocation .....	4	3	1
984 Submersion (Drowning) .....	4	3	1
985 Injury by Firearms and Explosives .....	3	2	1
987 Falling from High Place.....	4	4	
988 Injury by Other and Unspecified Means.....	11	8	3
989 Late Effects of Injury, Undetermined Whether Accidentally/Purposely Inflicted.....	1	1	

Source: Bureau of Health Information, Division of Health Care Financing, Department of Health and Family Services.

Note: Underlying cause of death is the disease or injury that initiated events resulting in death. The total includes One death where sex was undetermined.

---

## Technical Notes

### Reporting Requirements

As specified in Wisconsin State Statutes, Chapter 69, the following is a brief outline of the sequence of events which take place when a death occurs in Wisconsin:

Within 24 hours after being notified of a death, the filing party (usually a funeral director) must present a certificate of death to the physician or medical examiner responsible for completing and signing the medical certification.

The medical certifier has six days after pronouncement of death to return the certificate of death back to the filing party.

Within two days after receipt of the medical certification, the filing party must present the death certificate to the registration district (local Register of Deeds or City Health Office). There should be no more than nine calendar days total from date of death until filing at a local office.

The local Register of Deeds or City Health Office must transmit the death certificate to the State Registrar within ten working days (not including weekends) after its receipt from the filing party.

State statute allows up to 21 days from the date of death until notification of the State Registrar.

### Death Certificate

A copy of a sample death certificate form can be found on page 57.

### International Classification of Disease (ICD-9) Codes

Causes of death are coded according to the World Health Organization's *International Classification of Diseases—Ninth Revision* (Geneva, Switzerland, 1977). This classification system is the current standard used by the National Center for Health Statistics. The ICD-9 codes used for groupings in Table 5 are:

Infectious and Parasitic Diseases (001-139)  
Malignant Neoplasms (Cancer) (140-208)  
Diabetes Mellitus (250)  
Nutritional Deficiencies (260-269)  
Blood and Blood-Forming Organs, Diseases of (280-289)  
Mental Disorders (290-319)  
Nervous System and Sense Organs, Diseases of (320-389)  
Hypertension (401-405)  
Ischemic Heart Disease (410-414)  
Other Heart Disease (420-429)  
Cerebrovascular Disease (Stroke) (430-438)



Atherosclerosis (440)  
Other Circulatory Diseases (390-398, 415-417, 441-448, 451-459)  
Pneumonia and Influenza (480-487)  
Chronic Obstructive Pulmonary Disease (490-496)  
Ulcer of Stomach and Duodenum (531-534)  
Chronic Liver Disease and Cirrhosis (571)  
Nephritis and Nephrosis (580-589)  
Musculoskeletal and Connective Tissue (710-739)  
Congenital Anomalies (740-759)  
Perinatal Conditions (760-779)  
Motor Vehicle-Related Injuries (E810-E825)  
Other Unintentional Injuries (E800-E809, E826-E947)  
Suicide (E950-E959)  
Homicide (E960-E969)  
All Other (All Other Codes)

The International Classification of Disease (ICD-9) codes used for groupings in Tables 6, 7, 8, 11, 12 and 13 are:

Infectious and Parasitic Diseases (001-139)  
Malignant Neoplasms (Cancer) (140-208)  
Benign and Uncertain Neoplasms (210-239)  
Diabetes Mellitus (250)  
Nutritional Deficiencies (260-269)  
Anemias (280-285)  
Meningitis (320-322)  
Heart Disease (391-398, 402, 404-429)  
Hypertension With or Without Renal Disease (401, 403)  
Cerebrovascular Disease (Stroke) (430-438)  
Atherosclerosis and Other Arterial Diseases (440-448)  
Acute Bronchitis and Bronchiolitis (466)  
Pneumonia and Influenza (480-487)  
Chronic Obstructive Pulmonary Diseases (490-496)  
Ulcer of Stomach and Duodenum (531-534)  
Appendicitis (540-543)  
Abd. Hernia and Intestinal Obstruction (560)  
Chronic Liver Disease and Cirrhosis (571)  
Cholelithiasis and Gallbladder (574-575)  
Nephritis and Nephrosis (580-589)  
Infections of the Kidney (590)  
Hyperplasia of the Prostate (600)  
Complications of Pregnancy (630-676)  
Congenital Anomalies (740-759)  
Conditions of Perinatal Period (760-779)  
Sudden Infant Death Syndrome (798.0)  
Injury, Unintentional (E800-E949)  
Suicide (E950-E959)

Homicide and Legal Intervention (E960-E978)  
Injury, Intent Not Determined (E980-E989)  
All Other (All Other Codes)

The International Classification of Disease (ICD-9) codes used for groupings in Tables 9, 10 and 14 are:

Tuberculosis (010-018)  
Septicemia (038)  
Human Immunodeficiency Virus (042-044)  
Other Infectious and Parasitic (001-009, 020-037, 039-041, 045-139)  
Malignant Neoplasms (Cancer) (140-208)  
Benign and Uncertain Neoplasms (210-239)  
Diabetes Mellitus (250)  
Nutritional Deficiencies (260-269)  
Anemias (280-285)  
Meningitis (320-322)  
Circulatory Diseases (391-448)  
    Heart Disease (391-398, 402, 404-429)  
    Hypertension with or without Renal Disease (401, 403)  
    Cerebrovascular Disease (Stroke) (430-438)  
    Atherosclerosis (440)  
    Other Arterial Disease (441-448)  
Acute Bronchitis and Bronchiolitis (466)  
Pneumonia and Influenza (480-487)  
Chronic Obstructive Pulmonary (490-496)  
Ulcer of Stomach and Duodenum (531-534)  
Appendicitis (540-543)  
Abdominal Hernia and Intestinal Obstruction (550-553, 560)  
Chronic Liver Disease and Cirrhosis (571)  
Cholelithiasis and Gallbladder (574-575)  
Nephritis and Nephrosis (580-589)  
Infections of the Kidney (590)  
Hyperplasia of the Prostate (600)  
Complications of Pregnancy (630-676)  
Congenital Anomalies (740-759)  
Conditions of the Perinatal Period (760-779)  
Ill-Defined Conditions (780-799)  
    Sudden Infant Death Syndrome (798.0)  
All Other Diseases (All Other)  
Accidents and Adverse Effects (E800-E949)  
Motor Vehicle Accidents (E810-E825) - TABLE 9 ONLY  
Suicide (E950-E959)  
Homicide and Legal Intervention (E960-E978)  
All Other External Causes (E980-E999)

STATE OF WISCONSIN  
DEPARTMENT OF HEALTH AND FAMILY SERVICES  
**ORIGINAL CERTIFICATE OF DEATH**

DOM 5040 (Rev. 8/96)  
Chap. 88, Wis. Stats. STATE PRINTING DIVISION

Type or Print Use: Permanent (Black Ink) No Whitening or Erasures

1. DECEASED'S NAME: First, Full Middle, Last. 2. SEX: M, F. 3. SOC. SEC. NUMBER OF DECEASED. 4. ANNOUNCED DEAD DATE. 5. HOUR. 6. BODY FOUND: (If found after death)

7. DATE OF BIRTH: Mo., Day, Yr. 8. COUNTY OF DEATH. 9. DEATH OCCURRED: HOME (DTY, VLN, FOSTER), TO OTHER PLACE, OR AT PLACE OF RESIDENCE OR PLACE OF WORK (Give street address).

10. DEATH AT: HOSPITAL, HOME, OTHER. 11. HOSPITAL (NAME, COUNTY) OR NURSING HOME (NAME, COUNTY) OR PLACE OF RESIDENCE (Give street address). 12. MARRIAGE RECORD: MARRIED, DIVORCED, SEPARATED, SINGLE. 13. MARRIAGE RECORD: MARRIED, DIVORCED, SEPARATED, SINGLE.

14. RESIDENCE - STATE, COUNTY, CITY, VILLAGE, TOWNSHIP. 15. PLACE OF BIRTH (Country, State or U.S.). 16. FATHER'S NAME: First, Middle, Last. 17. MOTHER'S NAME: First, Middle, Last. 18. RACE (e.g. White, Black, Am. Indian, etc.). 19. HISPANIC OR SPANISH ORIGIN (Specify Country, Mexico, etc.). 20. USAR (U.S. Armed Forces) (Specify Branch, etc.).

21. EDUCATION: High School Graduate, Some High School, Some College, Graduate, Postgraduate. 22. DECEASED'S BIRTH IN U.S. (Yes/No). 23. USAR (U.S. Armed Forces) (Specify Branch, etc.). 24. INFORMATION'S SOURCE: Informant's Name, Relationship, City/Town/Village, State, ZIP.

25. METHOD OF DEPOSITION: (Specify). 26. PLACE OF DEPOSITION: (Specify). 27. LOCATION OF DEATH: (Specify). 28. DATE SIGNED BY MEDICAL SERVICE (Specify). 29. DATE RECEIVED FROM MED. CERT. (Specify).

30. FEDERAL SERVICE: (Specify). 31. SOCIAL SECURITY: (Specify). 32. NAME AND RESIDENCE ADDRESS OF FACILITY (Specify and Number, City, State, Zip).

33. MEDICAL CERTIFICATE: (Check One)  GENERAL (Physician or Licensed Nurse) or  CORONER (Coroner or Licensed Nurse). 34. MEDICAL CERTIFICATE SIGNATURE & TITLE. 35. DATE SIGNED (Mo., Day, Yr.). 36. PHYSICIAN LICENSE NO. OR CORONER. 37. CERTIFICATE MAILING ADDRESS (Street, Number, City, State, ZIP).

38. MANNER OF DEATH: 1. Sudden, 2. Accident, 3. Suicide, 4. Homicide, 5. Unknown, 6. Pending. 39. DATE OF INJURY (Mo., Day, Yr.). 40. HOUR OF INJURY. 41. PLACE OF INJURY (Specify). 42. INJURY AT WORK? (Yes/No). 43. LOCATION (Street or RD, City or Vln, and State or other appropriate). 44. COUNTY.


45. PART I: Enter the diseases, injuries or complications that caused the death. Do not enter the mode of dying such as cardiac or respiratory arrest, shock or heart failure. List only one cause of death on each line. Do not list old age or senility as sole cause.

**IMMEDIATE CAUSE** (Final disease or condition resulting in death) (a) (b) (c) (d)

Sequentially list conditions if any, leading to immediate cause. (EVEN IF THESE ARE SAME LAST.) (Cause of fatal injury, if death resulting in death)

46. PART II: (Do not sign unless coroner or physician is present at reporting in case of injury, shock or heart failure)

47. INQUIRY, DESCRIBE HOW INQUIRY OCCURRED



Wisconsin Population Estimates by Age and Sex, July 1, 1998

<u>Age Group</u>	<u>Total</u>	<u>Male</u>	<u>Female</u>
<b>All Ages</b>	<b>5,255,180</b>	<b>2,582,290</b>	<b>2,672,890</b>
Under 1	67,379	34,306	33,072
1-4	268,860	137,640	131,220
5-9	370,050	189,360	180,690
10-14	403,180	207,380	195,800
15-19	411,590	210,770	200,820
20-24	340,420	171,800	168,620
25-29	334,990	165,670	169,320
30-34	376,000	186,770	189,230
35-39	440,810	222,390	218,420
40-44	431,880	218,020	213,860
45-49	374,030	185,660	188,370
50-54	301,650	149,080	152,570
55-59	239,010	116,910	122,100
60-64	201,680	98,240	103,440
65-69	184,890	86,500	98,390
70-74	171,090	77,630	93,460
75-79	142,300	59,100	83,200
80-84	102,990	38,500	64,490
85-89	61,470	19,310	42,160
90-94	24,550	6,310	18,240
95 +	7,690	1,570	6,120

Source: Bureau of Health Information, Division of Health Care Financing, Department of Health and Family Services.

Note: Numbers may not sum to total due to rounding.  
The infant (under 1) figures are the number of live births that occurred in 1998.

