

Ticks of Wisconsin

This book belongs to:



WISCONSIN DEPARTMENT
of HEALTH SERVICES



Midwest Center
of Excellence
VECTOR-BORNE DISEASE

Female Deer Tick

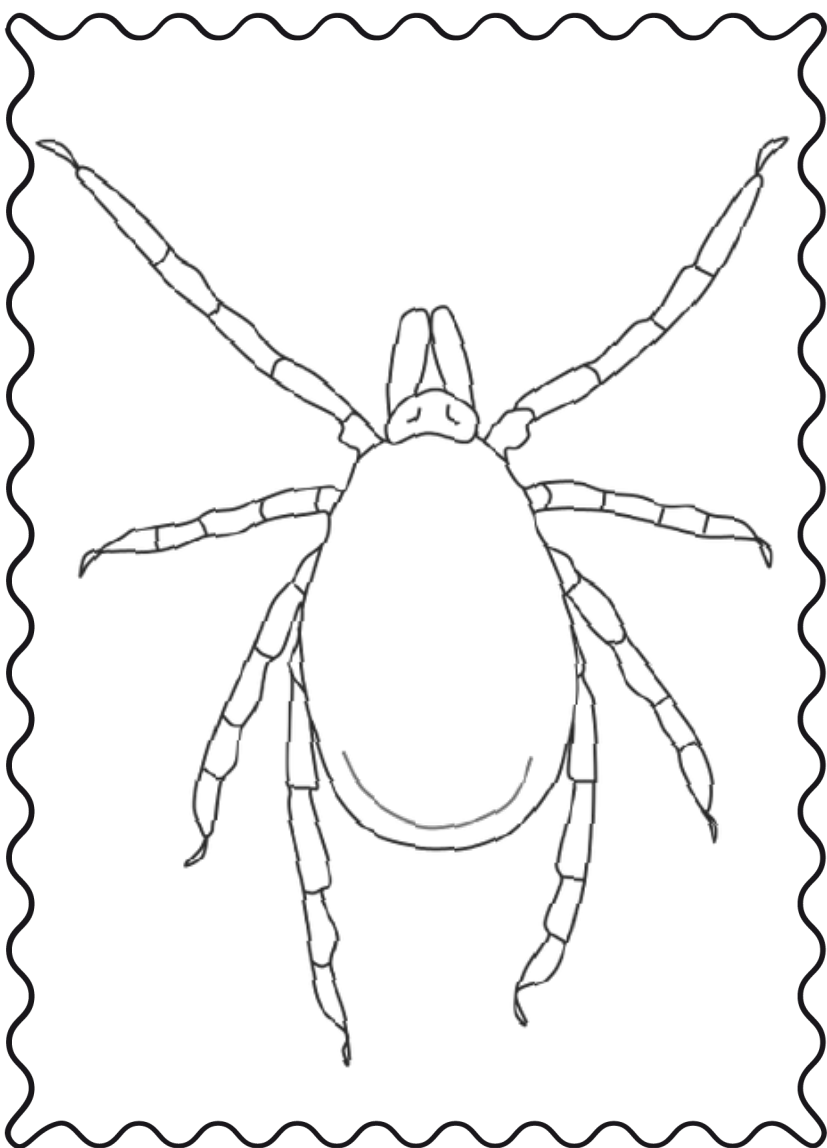
(also known as the blacklegged tick)



Female adult deer ticks can be recognized by their **orange-red** colored backs.



Can you color the female deer tick using the photos?




WARNING

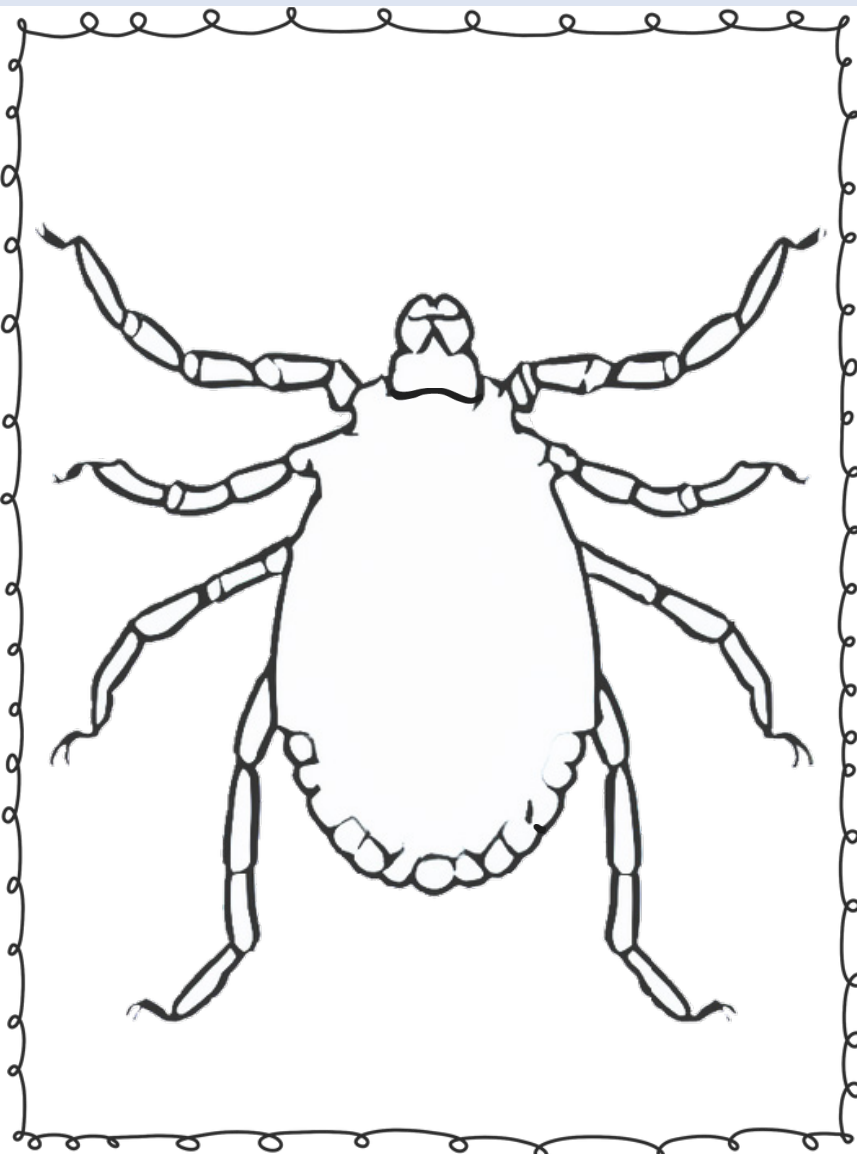

This tick can spread **Lyme disease** and other diseases in Wisconsin!

Female Wood Tick

(also known as the American dog tick)



Female adult wood ticks can be recognized by the **white markings** on their back.



Can you color the **female wood tick** using the photos?

This tick **does not** spread Lyme disease.

DRAW-A-TICK

Follow these directions to draw an
adult female deer tick

1



First, draw a circle. This is the shield-like plate of the tick called the **scutum**.

2



Draw an egg-shaped oval around the scutum to make the **alloscutum**. This is the part that fills with blood when the tick feeds!

3



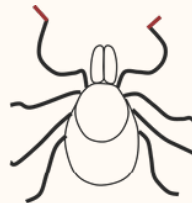
Add two ovals to the top of the scutum. These will be the **mouthparts**.

4



Ticks have eight (8) legs! Draw **eight legs** on the body of the tick, four on each side.

5



Draw two lines coming off the top two legs. These are the **haller's organs**. The tick uses these to find its next meal!

6



Color your tick. Now you have made a **female deer tick**!




DRAW YOUR TICK HERE

Remember: This tick can bite you and make you sick!

TICK CHECK WORD SEARCH

Words can be horizontal, vertical, or diagonal, and can be spelled forwards or backwards.

Be sure to
check these
areas on your
body after
going outside!




B	U	G	O	B	C	N	B	Q	A	L	V
E	Y	N	Y	M	P	W	V	S	E	O	T
L	N	O	D	M	E	Y	R	J	C	X	B
L	I	M	N	E	C	K	L	G	L	F	I
Y	M	A	A	L	R	Q	D	K	O	H	W
B	L	S	F	N	O	A	V	L	T	P	E
U	E	Q	C	Z	K	Q	R	J	H	R	L
T	S	A	R	X	T	L	C	M	E	J	U
T	M	S	S	B	S	X	E	R	S	A	Y
O	R	W	G	P	I	S	B	S	P	D	U
N	A	D	S	C	A	L	P	M	R	T	L
B	U	E	O	L	W	I	M	E	A	R	S

TICK-PROOF TRAILBLAZERS

Dress your cartoon hikers with these things to protect them from ticks on their great hike!

- ☐ LONG PANTS - TUCK INTO SOCKS TO PROTECT LEGS.
- ☐ LONG-SLEEVED SHIRTS - PROVIDES COVERAGE FOR ARMS.
- ☐ LIGHT-COLORED CLOTHING - MAKES SPOTTING TICKS EASIER.
- ☐ CLOSED-TOE SHOES/BOOTS - PROTECTS FEET FROM TICKS.



TRAILBLAZERS

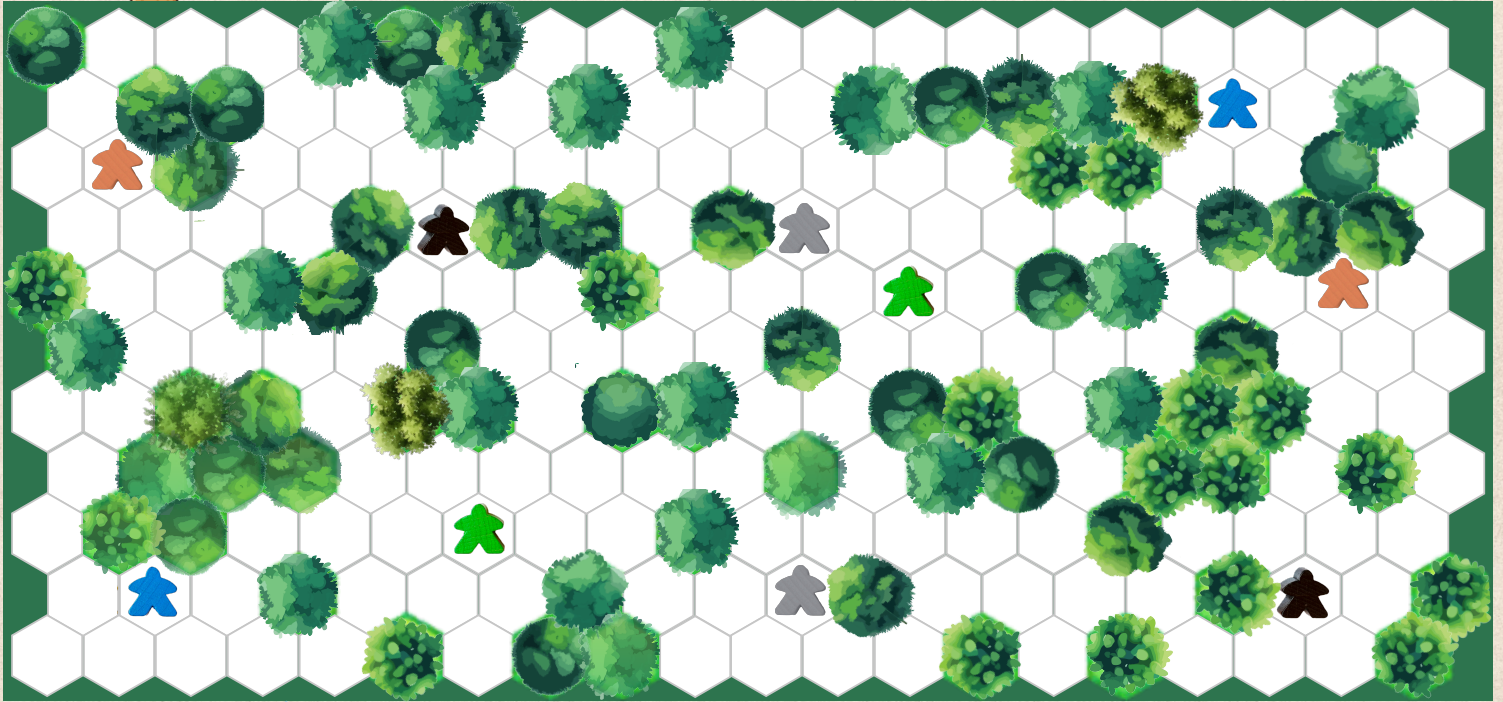
THE GREAT HIKE

Help each hiker find its partner by connecting the colored pairs without crossing the lines you have already drawn. Connect black to black, blue to blue, gray to gray, green to green, and orange to orange. Don't go through the forest — there are ticks in there!



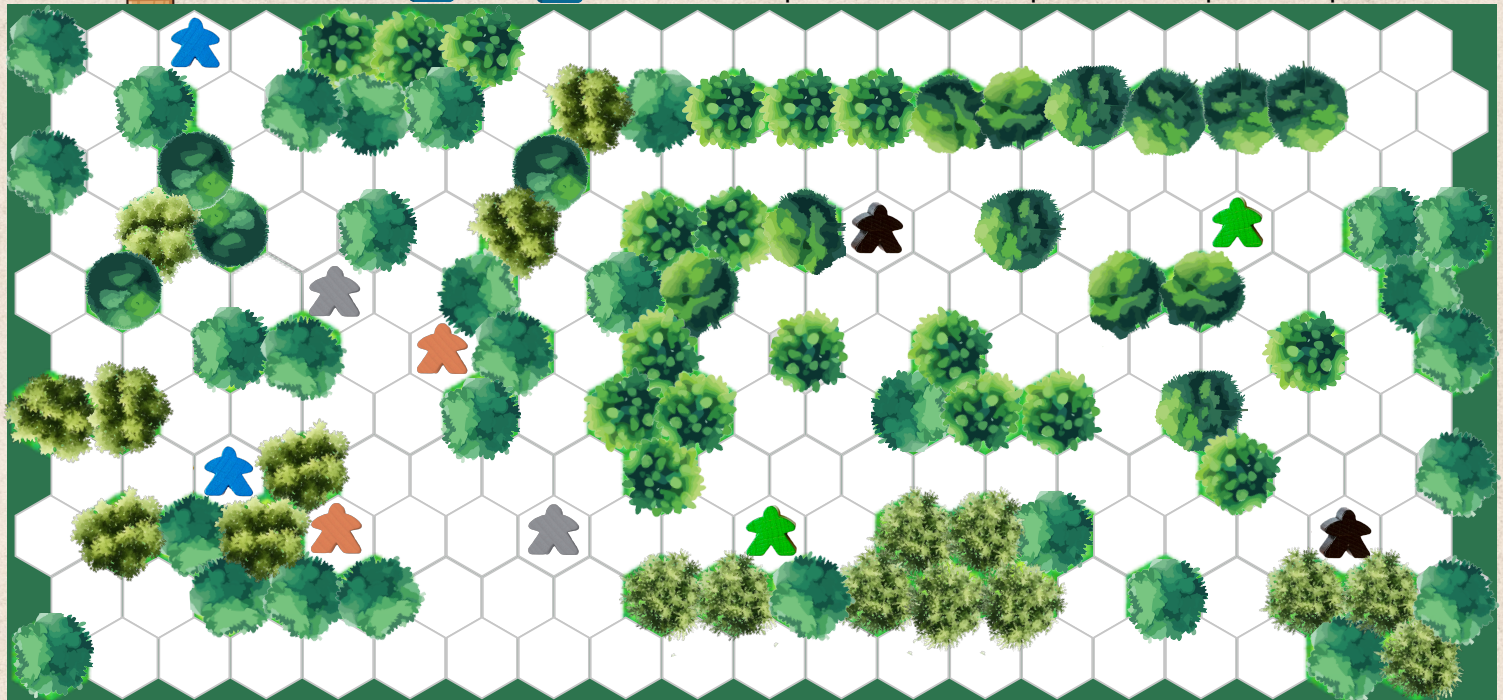
OPTIONAL:

You have two insect repellent bottles. Each bottle lets you pass through a single forest space without being bitten by a tick. These are optional and not required to complete the puzzle.



OPTIONAL:

You have two insect repellent bottles. Each bottle lets you pass through a single forest space without being bitten by a tick. These are optional and not required to complete the puzzle.




Pick the Tick!

Ticks

No antennae

Two (2)
body
segments
that look
like one



Insects

Antennae

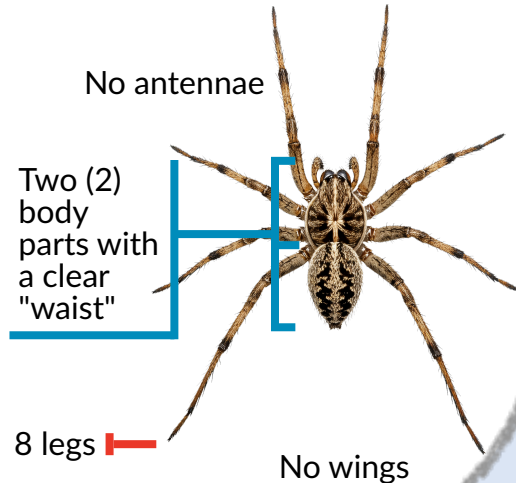
Three (3)
body
parts




Spiders

No antennae

Two (2)
body
parts with
a clear
"waist"




Circle the ticks and cross out the insects and spiders.



Tick CHECK WORD SEARCH

ANSWER KEY



Pick the Tick!

ANSWER KEY

